



MIZZOU

2025-26 MEN'S BASKETBALL GAME NOTES

30 NCAA TOURNAMENT APPEARANCES • 23 CONFERENCE CHAMPIONSHIPS • 21 ALL-AMERICANS • 48 NBA DRAFT SELECTIONS

2025-26 SCHEDULE

November

Mon	3	at Howard	W, 88-67
Fri	7	SOUTHEAST MISSOURI	W, 89-84
Sun	9	VMI	W, 106-68
Wed	12	MINNESOTA	W, 83-60
Mon	17	PRAIRIE VIEW A&M	W, 91-73
Thu	20	SOUTH DAKOTA	W, 102-68
Tue	25	SOUTH CAROLINA STATE	W, 98-66
Fri	28	CLEVELAND STATE	W, 86-59

December

Tue	2	^ at Notre Dame	L, 71-76
Sun	7	# at #21/21 Kansas	L, 60-80
Thu	11	ALABAMA STATE	W, 85-77
Sun	14	BETHUNE-COOKMAN	W, 82-60
Mon	22	% vs. #20/19 Illinois	L, 48-91

January

Sat	3	* #22/22 FLORIDA	W, 76-74
Wed	7	* at RV/RV Kentucky (ESPN2)	6 p.m.
Sat	10	* at Ole Miss (SECN)	5 p.m.
Wed	14	* AUBURN (ESPN2/U)	6 p.m.
Sat	17	* at LSU (SECN)	2:30 p.m.
Tue	20	* GEORGIA (SECN)	8 p.m.
Sat	24	* OKLAHOMA (ESPN/2)	1 p.m.
Tue	27	* at Alabama (SECN)	8 p.m.
Sat	31	* MISSISSIPPI STATE (SECN)	2:30 p.m.

February

Sat	7	* at South Carolina (SECN)	Noon
Wed	11	* at Texas A&M (SECN)	8 p.m.
Sat	14	* TEXAS (ESPN/2)	7:30 p.m.
Wed	18	* VANDERBILT (SECN)	8 p.m.
Sat	21	* at Arkansas (ESPN/2)	3/3:30 p.m.
Tue	24	* TENNESSEE (SECN)	8 p.m.
Sat	28	* at Mississippi State (SECN)	Noon

March

Tue	3	* at Oklahoma (ESPNU)	6 p.m.
Sat	7	* ARKANSAS (ESPN/2/U)	11 a.m.

* - Southeastern Conference Game
- StorageMart Border Showdown (Kansas City, Mo.)
% - McBride Homes Braggin' Rights (St. Louis, Mo.)
^ - ACC/SEC Challenge



MIZZOU TIGERS

11-3, 1-0 SEC

Head Coach: Dennis Gates
Career Record: 116-89
Record vs. Kentucky: 1-2

AP Rank: n/a
Coaches: RV
NET: No. 83



KENTUCKY WILDCATS

9-5, 0-1 SEC

Head Coach: Mark Pope
Career Record: 220-125
Record vs. Mizzou: 1-0

AP Rank: RV
Coaches: RV
NET: No. 31

MISSOURI AT KENTUCKY

Lexington, Ky. • Rupp Arena
Wednesday, Jan. 7 • 6 p.m. CT

TELEVISION

Station ESPN2
Play-by-Play Tom Hart
Analyst Dane Bradshaw

RADIO

Station Tiger Radio Network
Satellite XM: 381 / SXM App: 971
Play-by-Play Mike Kelly
Analyst Chris Gervino

SERIES HISTORY

Overall Kentucky, 16-3
at Kentucky Kentucky, 9-0
Under Dennis Gates Kentucky, 2-1
Last Meeting Kentucky 91, Mizzou 83 (3/8/25)
Last 10 Games Kentucky, 7-3

MEDIA INFORMATION

Basketball SID Jason Veniskey
Office (573) 882-7826
Cell (585) 615-5316
E-mail jveniskey@missouri.edu

The Missouri Strategic Communications staff is available to assist home and visiting media. Contact Jason Veniskey for credentials, releases, statistics or general basketball info and for assistance arranging interviews with players and/or coaches.

Fresh off a win in its SEC opener, the Mizzou men's basketball team looks to make it two in a row when it plays at Kentucky on Wednesday night. Tipoff is set for 6 p.m. CT on ESPN2.

KEY MIZZOU NUMBERS

2

The Tigers are aiming for their first 2-0 start in SEC play in school history.

11

With Trent Pierce scoring 10 points in Saturday's win, 11 Tigers have scored in double figures this season (of 13 to see action in 2025-26).

16.3

Anthony Robinson II is tallying 16.3 points in his last four games — he averaged 4.3 in the four games prior.

19

Trent Pierce (10) and Jayden Stone (9) combined for 19 points in the win over No. 22 Florida after missing significant time with injuries.

50.7

Jacob Crews ranks third in the nation with a 3-point clip of 50.7 percent.

75

Mizzou is a perfect 11-0 this season when scoring 75-plus points but 0-3 with fewer.

MISSOURI'S LAST GAME STARTERS



0 ROBINSON II
Jr • G

11.5 PPG

3.5 APG

2.3 SPG

45.3 FG%




17 STONE
Gr • G

12.7 PPG

4.7 RPG

2.6 APG

59.3 FG%




35 CREWS
Gr • G/F

13.9 PPG

4.6 RPG

54.3 FG%

50.7 3P%



25 MITCHELL
Sr • G/F

16.9 PPG

5.4 RPG

2.9 APG

56.5 FG%



15 PHILLIPS JR.
Sr • C

7.7 PPG

5.2 RPG


1.4 BPG

66.7 FG%

PHOTO ROSTER



0 Anthony Robinson II Jr • G • 6-3 • 185 Tallahassee, Fla.
1 Aaron Rowe Fr • G • 6-2 • 155 Columbia, Mo.
5 T.O. Barrett So • G • 6-4 • 205 Oklahoma City, Okla.



6 Annor Boateng So • G • 6-6 • 220 Little Rock, Ark.
7 Trent Burns Fr • C • 7-5 • 260 Cypress, Texas
11 Trent Pierce Jr • G/F • 6-10 • 225 Tulsa, Okla.



12 Sebastian Mack Jr • G • 6-3 • 195 Chicago, Ill.
14 Jevon Porter Sr • F • 6-11 • 230 Columbia, Mo.
15 Shawn Phillips Jr. Sr • C • 7-0 • 245 Dayton, Ohio



17 Jayden Stone Gr • G • 6-4 • 185 Perth, Australia
24 Nicholas Randall Fr • G/F • 6-9 • 240 St. Louis, Mo.
25 Mark Mitchell Sr • G/F • 6-9 • 230 Kansas City, Kan.



35 Jacob Crews Gr • G/F • 6-8 • 215 Hilliard, Fla.
45 Luke Northweather Jr • F • 6-11 • 235 Jefferson City, Mo.

2025-26 MIZZOU TIGERS ROSTER

#	Name	Pos	Yr	Ht	Wt	Hometown/Last School
0	Anthony Robinson II	G	Jr.	6-3	285	Tallahassee, Fla. / Florida State University HS
1	Aaron Rowe	G	Fr.	6-2	155	Columbia, Mo. / Father Tolton HS
5	T.O. Barrett	G	So.	6-4	205	Oklahoma City, Okla. / Link Academy
6	Annor Boateng	G	So.	6-6	220	Little Rock, Ark. / Little Rock Central HS
7	Trent Burns	C	Fr.	7-5	260	Cypress, Texas / Good Vision Academy
11	Trent Pierce	G/F	Jr.	6-10	225	Tulsa, Okla. / AZ Compass Prep
12	Sebastian Mack	G	Jr.	6-3	195	Chicago, Ill. / UCLA
14	Jevon Porter	F	Sr.	6-11	230	Columbia, Mo. / Loyola Marymount
15	Shawn Phillips Jr.	C	Sr.	7-0	245	Dayton, Ohio. / Arizona State
17	Jayden Stone	G	Gr.	6-4	185	Perth, Australia / West Virginia
24	Nicholas Randall	G/F	Fr.	6-9	240	St. Louis, Mo. / AZ Compass Prep
25	Mark Mitchell	G/F	Sr.	6-9	230	Kansas City, Kan. / Duke
35	Jacob Crews	G/F	Gr.	6-8	215	Hilliard, Fla. / UT Martin
45	Luke Northweather	F	Jr.	6-11	235	Jefferson City, Mo. / Oklahoma

MIZZOU COACHING & SUPPORT STAFF



Dennis Gates
Whitten Family Head Coach
California '01
Overall Record: 116-89 (Seventh year)
Record at Mizzou: 66-49 (Fourth year)



Kyle Smithpeters Assoc Head Coach
Ryan Sharbaugh Assistant Coach
Matt Cline Assistant Coach
Steve Wright Assistant Coach
David "Dickey" Nutt Assistant Coach

Support Staff

David Carter, Special Asst. to Head Coach	Sean Conaty, Dir. of Athletic Performance
Tim Fuller, General Manager	Chris Perrin, Senior Athletic Trainer
Griffin McHone, Director of Operations	Tim Reusche, Creative Director

PRONUNCIATION GUIDE

Name	Pronunciation
Annor Boateng	ON-err BOW-ah-tang

BY THE NUMBERS

Mizzou	Stats	Kentucky
83.2	Scoring	>>> 84.1
51.4 <<<	FG Pct	48.1
36.5 <<<	3FG Pct	33.1
67.2	FT Pct	>>> 74.2
37.2 <<<	Rebounds	36.9
14.8	Assists	>>> 17.6
12.8	Turnovers	>>> 9.9
71.6	Scoring Def.	>>> 69.3
41.7	FG% Def.	>>> 39.8
36.0	3FG% Def.	>>> 30.1
3.2	Blocks	>>> 4.6
7.9 <<<	Steals	7.5

SERIES FACTS & FIGURES

All-Time Series	Kentucky, 16-3
at Missouri	Kentucky, 5-3
at Kentucky	Kentucky, 9-0
Neutral Site	Kentucky, 2-0
Postseason	n/a
Current Streak	Kentucky, 2
Last 10 Games	Kentucky, 7-3

Missouri Superlatives

Most Points	89, 12/28/22
Fewest Points Allowed	60, 2/3/18
Largest Win	14, 12/28/22

Kentucky Superlatives

Most Points	91, 3/8/25
Fewest Points Allowed	37, 1/13/15
Largest Win	49, 1/13/15

SERIES RESULTS

12/31/60	A	L, 69-81	2/3/18	H	W, 69-60
12/17/71	A	L, 79-83	2/24/18	A	L, 66-87
11/26/97	N	L, 55-77	2/19/19	H	L, 58-66
12/30/99	N	L, 53-70	1/4/20	A	L, 59-71
2/23/13	A	L, 83-90	2/3/21	H	W, 75-70
2/1/14	H	L, 79-84	12/29/21	A	L, 56-83
1/13/15	A	L, 37-86	12/28/22	H	W, 89-75
1/29/15	H	L, 53-69	1/9/24	A	L, 77-90
1/27/16	A	L, 54-88	3/8/25	H	L, 83-91
2/21/17	H	L, 62-72			

TIGERS vs WILDCATS

No.	Player	GP	Pts	Reb	Asst	Other
0	Anthony Robinson II	1	2.0	5.0	3.0	1.0 SPG
1	Aaron Rowe	0	--	--	--	--
5	T.O. Barrett	0	--	--	--	--
6	Annor Boateng	1	0.0	0.0	0.0	--
7	Trent Burns	0	--	--	--	--
11	Trent Pierce	1	0.0	1.0	0.0	--
12	Sebastian Mack	0	--	--	--	--
14	Jevon Porter	0	--	--	--	--
15	Shawn Phillips Jr.	1	0.0	0.0	0.0	--
17	Jayden Stone	0	--	--	--	--
24	Nicholas Randall	0	--	--	--	--
25	Mark Mitchell	1	22.0	7.0	3.0	57.1 FG%
35	Jacob Crews	2	6.0	3.0	0.0	0.5 SPG
45	Luke Northweather	2	3.0	0.5	0.0	50.0 3P%

ABOUT THE TIGERS

- Mizzou owns an 11-3 record during the 2025-26 campaign, winning its SEC opener on Saturday with a 76-74 victory over No. 22 Florida.
- Anthony Robinson II led the Tigers in the win over the Gators with 19 points, eight rebounds and five assists.
- The Tigers were also aided by the return of Trent Pierce (10 points) and Jayden Stone (nine points) to the lineup on Saturday.
- Overall, senior Mark Mitchell leads the Tigers with 16.9 points and 5.4 rebounds this season, while ranking second with 2.9 assists per game.
- Jacob Crews (13.9), Stone (12.7) and Robinson (11.5) follow Mitchell's lead and score in double figures.
- Robinson also leads Mizzou with 3.5 assists, while Shawn Phillips Jr. has a team-best 1.4 blocks.
- The Tigers are averaging 83.2 points per game in 2025-26, while allowing 71.6.

ABOUT THE WILDCATS

- Kentucky, who is receiving votes in both national polls, is 9-5 this season.
- The Wildcats lost their SEC opener at Alabama on Saturday, 89-74, ending a four-game winning streak.
- SEC Preseason Player of the Year, Otega Oweh leads UK with 14.7 points per game.
- Mouhamed Dioubate is second with 11.6 points to go with a team-leading 6.6 rebounds, while Denzel Aberdean is third with 11.3 points and a team-best 3.1 assists.
- The Wildcats average 84.1 points this season and allow 69.3 points per game.

SERIES HISTORY

- Kentucky owns a 16-3 edge in series history over the Tigers, dating back to 1960.
- The series has been dominated by the home team as of late with the hosts winning seven of the last nine contests. The Tigers have never won in Lexington with a 0-9 record on the road.
- Last season, the schools met in the season finale with No. 19 Kentucky posting a 91-83 win over the No. 15 Tigers.

TIGERS AIM FOR FIRST 2-0 START

- In their 14th season of play in the SEC, the Tigers are aiming to do something they have never done before on Wednesday – starting 2-0.
- With its win on Saturday, Mizzou improved to 5-9 all-time in its SEC opener.
- The Tigers have followed up with a 0-4 record in their second league game after winning their first SEC contest of the season.
- Mizzou last started a conference season with a 2-0 record in 2009-10 as a member of the Big 12.

AGAINST THE BEST

- Not only is Mizzou aiming for a rare 2-0 league start but to make it even more impressive, they are trying to do it against the top two teams in the SEC Preseason Poll.
- Florida was named the preseason favorite prior to the year with Kentucky ranked second.
- Only twice in 13 years has MU defeated the top two teams in the poll – 2021 (Tennessee and Kentucky) and 2023 (Kentucky and Arkansas).

ROBINSON FINDING HIS RHYTHM

- Junior Anthony Robinson II has played his best basketball as of late and is starting to find his offensive rhythm this season.
- In the last four games, Robinson is averaging 16.3 points and 4.3 assists – more than tripling his scoring output from the prior four contests.

Anthony Robinson II	Last 4 Gms	Prior 4 Gms
Points Per Game	16.3	4.3
Field Goal Pct.	53.3	25.5
Assists Per Game	4.8	2.5

- Overall, Robinson is scoring 11.5 points this year and leads Mizzou with 3.5 assists.
- The junior has also recorded at least five assists in six contests, including four of the last five games.

THE CREWS MISSILE

- Graduate student Jacob Crews has been one of the top shooters nationally this season.
- Crews leads the Tigers with 38 made 3-pointers and a clip of 50.7 percent from beyond the arc.
- He currently ranks third in the nation in 3-point percentage and 83rd with 2.71 triples per game.
- More than just a 3-point shooter, Crews scored 13 points on 2-of-3 shooting with a season-best 9-of-10 from the charity stripe on Saturday.
- Overall, Crews is averaging 13.9 points this year.

WELCOME BACK TRENT AND JAYDEN

- The Tigers welcomed back a pair of key players during Saturday's win over Florida.
- Junior Trent Pierce and graduate student Jayden Stone were back in the lineup after missing significant time with injury.
- A starter last season, Pierce missed the first 13 games of the season. He tallied 10 points – including five on back-to-back possessions late to give MU the lead for good.
- Stone added nine points in his first start of the year and ranks third on Mizzou with 12.7 points.

MAGIC NUMBER IS 75

- The goal on the offensive end for the Tigers this season is to score 75 points.
- Mizzou is a perfect 11-0 when tallying at least 75 points but are 0-3 when failing to reach the mark.
- Overall, the Tigers are averaging 83.3 points during the 2025-26 season.

QUICK FACTS

BASIC INFORMATION

Location	Columbia, Mo.
Founded	1839
Enrollment	32,105
Nickname	Tigers
Colors	Black & Gold
Mascot	Truman the Tiger
Conference	Southeastern Conference
Chancellor	Mun Choi
Director of Athletics	Laird Veatch
Faculty Athletic Rep	Pamela Bruzina
Official Website	MUTigers.com

HOME ARENA

Arena	Mizzou Arena
Court	Norm Stewart Court
Capacity	15,061
Opened	2004

TEAM INFORMATION

2024-25 Final Record	22-12 (.647)
SEC Record/Finish	10-8 / t-6th
SEC Tournament	1-1
Postseason	NCAA First Round
Lettermen Returning/Lost	7/9
Starters Returning/Lost	3/2
Newcomers	5
Social Media	@MizzouHoops

MIZZOU HISTORY

First Season	1906-07
All-Time Record *	1,724 - 1,260 (.578)
All-Time SEC Record *	76 - 149 (.338)
Conference Regular-Season Titles	15
	1918, 1920, 1921, 1922, 1930, 1939, 1940, 1976, 1980, 1981, 1982, 1983, 1987, 1990, 1994
Conference Tournament Titles	Eight
	1978, 1982, 1987, 1989, 1991, 1993, 2009, 2012
NCAA Tournaments *	30
	1944, 1976, 1978, 1980, 1981, 1982, 1983, 1986, 1987, 1988, 1989,1990, 1992, 1993, 1994*, 1995, 1999, 2000, 2001, 2002, 2003, 2009, 2010, 2011, 2012, 2013, 2018, 2021, 2023, 2025

* - record reflects 23 vacated wins from the 2013-14 season (nine SEC victories) and three vacated tournament wins from 1993-94 season

MORE KEY NUMBERS

- Additional key targets for Mizzou to hit include 3-pointers and rebounding.
- The Tigers are 9-1 this season when making at least seven triples but just 2-2 with six or fewer.
- Mizzou is shooting 39.4 percent from beyond the arc in wins but just 27.1 percent in defeats.
- On the glass, MU is 9-0 when collecting at least the same amount of rebounds as its opponent but just 2-3 with fewer boards.
- The Tigers own an average rebounding margin of +11.5 in their 11 victories but are -9.0 in their three defeats.

MR. VERSATILE, MARK MITCHELL

- Mark Mitchell** has led the charge for Mizzou and has started the season on an elite level.
- Mitchell is averaging a team-best 16.9 points and 5.4 boards, while ranking second with 2.9 assists.
- In fact, he is one of only eight players from a power-conference school to have totaled 225 points, 75 rebounds and 40 assists this season.

TOP RANKS FOR MITCHELL

- With his strong start to the season, **Mark Mitchell** ranks among the nation's best in multiple stats.
- The senior currently ranks 10th in the SEC and 130th nationally with his 16.9 points per game.
- Efficiency is the key in Mitchell's game as he ranks second in the conference and 66th nationally with a field-goal clip of 56.5.
- Mitchell is also one of the nation's best at getting to the free-throw line – ranking 53rd in attempts (98) and 88th in makes (67).

ONE OF THE BEST SHOOTING TEAMS

- Overall, **Mark Mitchell's** efficiency has also been a team stat as the Tigers rank as one of the best shooting teams in the country.
- MU is making 51.4 percent of its field goals this season with a 3-point clip of 36.5 percent.
- Mizzou ranks 16th nationally with its 51.4 percent overall clip, 18th in effective field goal percentage (58.2), 27th in 2-point percentage (60.1) and 67th with its 3-point clip of 36.5.

CONSISTENT SHOOTING

- The key to the Tigers ranking among the nation's best shooters is their consistency.
- Mizzou has eclipsed 50 percent shooting in nine of 14 games this season.
- The Tigers are one of 15 schools with nine games of at least 50 percent shooting.

50 PERCENT EQUALS WINS

- As Mizzou continues to make 50 percent of its field goals, it continues to pile up the wins.

- The 50 percent mark is almost a guaranteed win for the Tigers as MU is now 39-1 under Coach Gates when hitting the mark, including 21-0 since the start of the 2024-25 season.

DOUBLE-DIGIT THREATS

- One key to the MU's success on the offensive side this season is its number of weapons.
- Of the 13 players to feature for MU this year, 11 have scored in double figures at least once.
- Trent Pierce** became the latest Tiger to reach the mark, scoring in double figures in his season debut on Saturday.

ROBINSON ANCHORS DEFENSE

- Anthony Robinson II** entered the season as the frontrunner for the league's Defensive Player of the Year accolade and has not disappointed.
- Robinson currently ranks third in the SEC and 26th nationally with 2.29 steals per game.

THE LONE RETURNER

- The reason why junior **Anthony Robinson II** is a top candidate for SEC Defensive Player of the Year is his history from past seasons.
- Robinson was named to the SEC's five-man All-Defensive Team as a sophomore. In fact, he is the only player returning from last year's team (other four were graduating seniors).

STONE COLD IMPACT

- After a successful start to his Mizzou career, the Tigers certainly missed **Jayden Stone** during his time out with a hand injury.
- Before his injury, Stone was the first Tiger to score 10-plus points in his first six career games at Mizzou since Jordan Clarkson in 2013.
- He returned with a splash on Saturday, scoring the team's first eight points before finishing with nine total.
- Mizzou is now 7-0 with him in the lineup this season but just 4-3 in games he missed.
- Overall, Stone is third on the team in scoring (12.7), rebounding (4.7) and assists (2.6) in averages this season.

CLEANING THE GLASS

- The Tigers have enjoyed a lot of success on the glass in 2025-26.
- Mizzou is collecting 37.2 rebounds per game this season, compared to 30.1 for opponents.
- MU has really enjoyed success on the offensive glass – ranking 22nd nationally by with an offensive rebounding clip of 38.2 percent.
- The team's +7.1 margin ranks fifth in the SEC and 44th nationally. The Tigers have not finished with a +5.0 margin since outrebounding teams by 8.7 boards in 2012-13 (40.8 to 32.1).

SPECIALTY STATS

Opp.	Off TO	Paint	2nd Ch	Fast Br	Bench
Howard	15	46	20	25	39
SEMO	17	46	8	16	24
VMI	30	60	30	27	37
Minnesota	11	32	9	9	41
PV A&M	15	44	15	17	42
S Dakota	24	56	13	12	34
S Carolina St	14	54	36	9	44
Cleveland St	21	40	20	6	47
Notre Dame	23	34	8	22	31
Kansas	9	28	11	15	21
Alabama St.	15	46	13	9	22
Bethune-Cook.	23	50	21	13	18
Illinois	12	18	5	3	21
Florida	9	32	9	11	17
TOTAL	238	586	218	194	438
Avg	17.0	41.9	15.6	13.9	31.3

LARGEST LEADS & DEFICITS

Victory	38, vs. VMI, 11/9
Defeat	43, vs. Illinois, 12/22
Lead	38, vs. VMI, 11/9
Lead Blown.....	12, 2x (last at Notre Dame, 12/2)
Lead in Loss	12, at Notre Dame, 12/2)
Halftime Lead.....	25, vs. South Carolina State, 11/25
Halftime Lead Blown	7, at Notre Dame, 12/2
Halftime Lead in Loss	7, at Notre Dame, 12/2
Deficit	43, vs. Illinois, 12/22
Deficit Overcome ..	9, 2x (last vs. Minnesota, 11/12)
Deficit in Win.....	9, 2x (last vs. Minnesota, 11/12)
Halftime Deficit	16, vs. Illinois, 12/22
Halftime Deficit Overcome..	5, vs. SE Missouri, 11/7
Halftime Deficit in Win	5, vs. SE Missouri, 11/7

ACTIVE CAREER LEADERS

Games Played	Mark Mitchell	115
Games Started.....	Mark Mitchell	114
Minutes	Mark Mitchell	3,240
Points.....	Mark Mitchell	1,396
3-Pointers	Jacob Crews	198
Rebounds.....	Jevon Porter	616
Assists.....	Anthony Robinson II	192
Blocks	Jevon Porter.....	85
Steals	Anthony Robinson II	137
Field Goal Pct.....	Shawn Phillips Jr.	57.6
3-Point Pct.	Jacob Crews	38.1
FT Pct.	Jacob Crews	80.7

PHILLIPS DOUBLES UP

- Senior center **Shawn Phillips Jr.** has made a splash early in his tenure in the Black & Gold.
- Phillips has collected two double-doubles this season – one in the opener at Howard (16 points and 11 boards) and another versus Prairie View A&M (12 points and 13 rebounds).
- The double-double in the opener is the first for a Tiger in his MU debut since Ronnie DeGray in 2021.
- Through 12 games this season, Phillips has tallied 7.7 points and ranks second with 5.2 boards – shooting 66.7 percent from the field.
- Phillips also leads Mizzou, ranks eighth in the SEC and 120th in the country with 1.42 blocks.

GETTING TO THE LINE

- One area where the Tigers would like to improve in is getting to the three-throw line.
- Last season, Mizzou ranked second nationally with 19.7 makes per game from the free-throw line and third with 27.0 attempts.
- This year, however, the Tigers are eighth in the SEC in attempts per game (23.1) and 12th in makes from the charity stripe (15.5).
- MU returned its top two players in free-throw attempts in **Mark Mitchell** (212) and **Anthony Robinson II** (140), while also adding **Sebastian Mack**, who led UCLA with 136 attempts last year.

AND-ONE

- Not only does **Mark Mitchell** lead the team in free throw makes and attempts this season but he also is elite at finishing through contact.
- Mitchell has a team-best 18 and-ones in 2025-26 – averaging 1.3 per game.

T.O. LENDS HELPING HAND

- Sophomore **T.O. Barrett** has helped carry the load from the point guard position this season.
- In 14 games, Barrett is third on the team with 2.8 assists per game. His 36 total assists are already triple his rookie-season total (12).
- Barrett is also continuing to improve as the season progresses – recording at least three in seven of the last eight games and averaging 3.0 during the stretch.

WELCOME BACK, PART 1

- Two Tigers have made successful returns to the lineup after missing multiple weeks to start the season with injuries.
- **Annor Boateng** missed the season's first five games and is now tallying 4.9 points in eight games.
- After missing his true freshman season and the first six games this year, **Trent Burns** made his debut on Nov. 25 with seven points, three boards and one block versus South Carolina State.

BIG VICTORY

- The Tigers made an early statement on Nov. 12, posting an 83-60 victory over Minnesota.
- The 23-point win marks the largest for MU in 147 games versus the Big Ten Conference – surpassing its previous high of 22 (Illinois in 2022).

MITCHELL EARNS PRESEASON NODS

- Senior **Mark Mitchell** is one of the top returners in the SEC and in the nation this season.
- Mitchell is one of 50 players named to the Oscar Robertson Trophy Preseason Watch List – which is presented to the men's national player of the year by the USBWA.
- The senior was also named to the Preseason All-SEC Second Team.
- Mitchell leads Mizzou with 16.9 points and 5.4 rebounds in 14 games this campaign, while ranking second with 2.9 assists.

TOP RETURNING SCORER

- Senior **Mark Mitchell** led the Tigers in scoring as a junior and is back for more in 2025-26.
- Mitchell tallied 13.9 points per game – shooting 50.5 percent from the field and leading the team in free-throws made (142) and attempts (212).
- In fact, Mitchell's 13.9 points are the most by a returning Tiger since Marcus Denmon in 2011-12 (he averaged 16.9 in 2010-11).

TIGERS SIGNS TOP CLASS

- The Tigers made a splash in November by signing one of the nation's top-ranked recruiting class.
- MU signed **Jason Crowe Jr.** (No. 5 in ESPN100), **Toni Bryant** (No. 14) and **Aidan Chronister** (No. 83).
- Overall, Mizzou originally had the No. 1 class on signing day and now ranks No. 2 nationally, behind Duke and its top-ranked class.

BREAKOUT CANDIDATE

- **Anthony Robinson II** has been identified as one to watch this season.
- Robinson was named one of 10 breakout players for the 2025-26 campaign by Andy Katz and one of 20 by Jon Rothstein.
- Robinson tallied 9.0 points per game during his sophomore season, leading Mizzou with 3.5 assists and 2.0 steals per game.

STATISTIC RANKINGS

Team	Stat	SEC	NCAA
Scoring Offense			
Field Goal Pct.	83.2	13th	78th
Effective Field Goal Pct.	51.4	1st	16th
3-Point FG Per Game	58.2	2nd	18th
3-Point Pct.	7.9	11th	193rd
FTM Per Game	36.5	4th	67th
FTA Per Game	15.5	12th	164th
Free Throw Pct.	23.1	8th	95th
Offensive Rebounds	67.2	16th	316th
Assists	12.3	9th	111th
Turnovers Per Game	14.8	12th	153rd
Assist-Turnover Ratio	12.8	15th	235th
Fastbreak Points	1.16	15th	212th
Bench Points	13.9	8th	88th
	31.3	7th	57th

Scoring Defense			
Field Goal Pct. Def.	71.6	8th	135th
3-Point Pct. Def.	41.7	7th	87th
Defensive Rebounds	36.0	15th	310th
Blocks	24.9	15th	189th
Steals	3.2	13th	219th
Turnovers Forced	7.9	5th	106th
	12.6	6th	175th

Scoring Margin	+11.6	12th	68th
Rebounds Per Game	37.2	14th	153rd
Rebound Margin	+7.1	5th	44th
Turnover Margin	-0.2	14th	221st
Fouls Per Game	17.9	8th	202nd

Individual	Stat	SEC	NCAA
Points Per Game			
Mark Mitchell	16.9	10th	130th

Field Goal Percentage			
Mark Mitchell	56.5	2nd	66th

3-Point Field Goals Per Game			
Jacob Crews	2.71	6th	85th

3-Point Percentage			
Jacob Crews	50.7	1st	3rd

Free Throws Made			
Mark Mitchell	67	5th	88th

Free Throw Attempts			
Mark Mitchell	98	3rd	53rd

Steals Per Game			
Anthony Robinson II	2.29	3rd	26th

Blocks Per Game			
Shawn Phillips Jr.	1.42	8th	120th

as of Jan. 5

SEC STANDINGS

School	SEC			Overall			Home	Away	Neutral
	W	L	Pct.	W	L	Pct.			
Vanderbilt	1	0	1.000	14	0	1.000	7-0	4-0	3-0
Georgia	1	0	1.000	13	1	.929	10-0	1-0	2-1
Alabama	1	0	1.000	11	3	.786	6-1	1-0	4-2
Arkansas	1	0	1.000	11	3	.786	10-0	0-1	1-2
Missouri	1	0	1.000	11	3	.786	10-0	1-2	0-1
Oklahoma	1	0	1.000	11	3	.786	8-0	1-1	2-2
Texas A&M	1	0	1.000	11	3	.786	9-1	1-1	1-1
Mississippi State	1	0	1.000	9	5	.643	6-1	2-0	1-4
LSU	0	1	.000	12	2	.857	8-0	1-1	3-1
Tennessee	0	1	.000	10	4	.714	8-0	0-2	2-2
Auburn	0	1	.000	9	5	.643	6-0	0-2	3-3
Florida	0	1	.000	9	5	.643	6-0	0-2	3-3
Kentucky	0	1	.000	9	5	.643	8-1	0-2	1-2
South Carolina	0	1	.000	9	5	.643	9-2	0-1	0-2
Texas	0	1	.000	9	5	.643	7-2	0-1	2-2
Ole Miss	0	1	.000	8	6	.571	6-1	0-2	2-3

RETURNING EXPERIENCE

- The Tigers are ready to take on the 2025-26 campaign with a number of familiar faces.
- Mizzou is the only team in the SEC with three returning starters from last season with **Mark Mitchell**, **Trent Pierce** and **Anthony Robinson II** all back for MU.
- Overall, it marks the first time that MU returns three starters since the 2020-21 campaign.

FLYING HIGH

- There is one thing you can't teach on the court and that is height, which Mizzou owns a lot of.
- The Tigers average height in 2025-26 is 79.79 inches (nearly 6-foot-8).
- Mizzou's height is nearly an inch taller than the second-previous tallest team in school history (79.00 in 2017-18) and more than a half inch taller than any other team in the SEC.

Tallest Mizzou Teams

1. 2025-26	79.79	3. 1995-96	78.87
2. 2017-18	79.00	4. 1988-89	78.86

Tallest SEC Teams

1. Missouri	79.79	3. Kentucky	79.06
2. Florida	79.27	4. Mississippi State	78.87

- **Trent Burns** (7-5) is also tied for the tallest player in MU history and second tallest player nationally.

CREWS IMPROVEMENT

- **Jacob Crews'** strong shooting early this season shouldn't be much of a surprise as he finished his first season in the Black & Gold strong as well.
- In his last 14 games of 2024-25, Crews shot 38.9 percent from 3-point range after sinking 29.2 percent in his first 19 games at Mizzou.
- Crews has gone even further this season as he is now averaging 13.9 points with a 3-point mark of 50.7 percent.

- Crews has connected on a team-best 38 triples through 14 games this season – last season, he had 17 through the season's first 14 contests.

MITCHELL DOES IT ALL FOR MIZZOU

- **Mark Mitchell** is not just a scorer and does a little bit of everything for the Tigers.
- Mitchell led the team in scoring (13.9) last season, second in rebounds (4.7), third in assists (64), fifth in steals (32) and first in blocks (25).
- In fact, Mitchell was one of just 14 players in the nation to total 450 points, 150 rebounds, 60 assists, 30 steals and 25 blocks last season.

LEARNING FROM THE POINT GOD

- **Anthony Robinson II** spent some of his summer learning from Chris Paul as he was one of 12 players nationally to earn an invite to his camp.
- Robinson participated in the Chris Paul Elite Guard Camp from July 29 to August 1 this summer.

OH CAPTAIN! MY CAPTAIN!

- Two Tigers are set to serve as team captains during the 2025-26 campaign.
- **Mark Mitchell** and **Anthony Robinson II** are both set to serve in leadership roles this season.

TAKING THE SHOW ON THE ROAD

- The Tigers went on the road to open the 2025-26 season, putting on a show at Howard.
- Mizzou's win marks the first time it won a road season opener since 2003, while the 21-point win is its largest since in a road opener since a 52-29 win at Saint Louis in 1941.
- The Tigers were the only power conference school to open with a win in a true road game.

MIZZOU RECORD WHEN...			
	2025-26	Gates Era	Streak
Overall	11-3	66-49	W1
Home	10-0	50-16	W10
Road	1-2	11-24	L2
Neutral	0-1	5-9	L3
SEC Games	1-0	22-33	W1
Home	1-0	15-13	W1
Road	--	7-20	L3
Non-Conference	10-3	44-16	L1
Home	9-0	35-3	W21
Road	1-2	4-4	L2
Neutral	0-1	5-9	L3
vs. Ranked Teams	1-2	12-17	W1
vs. Unranked Teams	10-1	54-32	W2
November	8-0	28-3	W14
December	2-3	13-8	L1
January	1-0	10-14	W2
February	--	10-13	W1
March	--	5-11	L2
Monday	2-1	7-2	L1
Tuesday	1-1	12-8	L1
Wednesday	1-0	10-9	W1
Thursday	2-0	7-1	W2
Friday	2-0	6-3	W2
Saturday	1-0	16-23	W1
Sunday	2-1	8-4	W3
Leading at Halftime	9-1	52-12	W2
Trailing at Halftime	1-2	11-35	L2
Tied at Halftime	1-0	3-1	W1
Leading w/ 5:00 Left	11-1	59-6	W3
Trailing/Tied w/ 5:00 Left	0-2	7-43	L11
Overtime	--	2-2	L2
Decided by 1-5 points	2-1	13-11	W1
Decided by 6-10 points	1-0	14-17	W1
Decided by 11+ points	8-2	39-21	L1
Scoring 100+ Points	2-0	9-0	W53
Scoring 90-99	2-0	9-1	W2
Scoring 80-89	6-0	34-8	W6
Scoring 70-79	1-1	11-12	W1
Scoring 60-69	0-1	3-19	L11
Scoring 59 or less	0-1	0-9	L20
Opponent scores 100+	--	0-1	L8
Opp. Scores 90-99	0-1	3-12	L6
Opp. Scores 80-89	1-1	8-13	L1
Opp. Scores 70-79	3-1	21-16	W2
Opp. Scores 60-69	6-0	25-8	W6
Opp. Scores 59 or less	1-0	9-0	W9
Missouri FG% ≥ 50.0	9-0	39-1	W21
Opp. FG% ≥ 50.0	0-1	8-16	L6
Missouri FG% < 40.0	0-2	0-22	L32
Opp. FG% < 40.0	6-0	25-3	W9
MU Outshoots Opp.	11-0	57-8	W30
Opp. Outshoots MU	0-3	9-41	L9
Attempts More FTs	10-1	45-9	W2
Attempts Fewer FTs	1-2	22-38	L1
FTs Even	--	1-2	L2
Outrebounds Opp.	8-0	30-5	W9
Outrebounded	2-3	32-43	L3
Rebounds Equal	1-0	4-1	W1
Commits Fewer Turnovers	5-2	53-26	L1
Commits More Turnovers	5-1	8-16	W2
Turnovers Even	1-0	5-7	W1
Commits Fewer Fouls	7-1	41-10	W2
Commits More Fouls	4-2	24-31	L1
Fouls Even	--	1-8	L2

MILESTONE WATCH

- **Jacob Crews** became the latest Tiger to reach 1,000 points for his career – doing so on Nov. 25 versus South Carolina State.
- Crews joins **Mark Mitchell** and **Jevon Porter** in the club, while **Jayden Stone** and **Sebastian Mack** also look to reach the milestone this year.

Mizzou Active Scoring Leaders			
1. Mark Mitchell	1,396	4. Jayden Stone	914
2. Jevon Porter	1,177	5. Sebastian Mack	842
3. Jacob Crews	1,113		

MU SLATED SEVENTH IN SEC POLL

- Missouri was picked to finish seventh in the SEC this season, as voted on by the league's media.
- It marks the Tigers' highest preseason selection since being voted fifth in 2017-18.
- Defending national champion Florida is first in the preseason rankings, followed by Kentucky, Tennessee, Alabama and Arkansas in the top five.

SHOW ME STATE

- The Tigers have a Missouri look to the team in 2025-26.
- After not featuring a player from the state in the previous three seasons, four Tigers are playing in their home state this season.
- **Jevon Porter** and **Aaron Rowe** are both from Columbia with **Luke Northweather** also from mid-Missouri in nearby Jefferson City. **Nicholas Randall** is the final native Missourian, from St. Louis.
- It marks the most players from the Show Me State to feature for Mizzou since six were on the 2017-18 roster.

EIGHT CORE VALUES

- One goal of Coach Gates in building a program is to instill eight core values in the student-athletes that they carry into the classroom, on the court and into the community.
- The eight core values are: friendship, love, accountability, trust, discipline, unselfishness, enthusiasm and toughness.

TIGERS IN THE NBA

- Five former Tigers tipped off their NBA seasons this week, with another five on staffs.
- **Tamar Bates** (Nuggets), **Kobe Brown** (Clippers), **Jordan Clarkson** (Knicks), **Michael Porter Jr.** (Nets) and **Dru Smith** (Heat) are all on rosters this season.
- In the front office, former MU players include **Josh Kroenke** (Nuggets President), **Quin Snyder** (Hawks coach), **DeMarre Carroll** (Suns assistant), **Larry Drew** (Clippers assistant) and **Jarrett Sutton** (Pelicans scout).

NBA FAMILY TIES

- A pair of current Tigers have family ties that reach to the NBA.
- **Jevon Porter** is the brother of current Brooklyn Net and former Tiger Michael Porter Jr.
- In 2023, Michael Porter Jr. became the fourth Tiger all-time to win an NBA title and first since Clay Johnson in 1982.
- **Sebastian Mack's** father, Sam, played in the NBA from 1992 to 2022 with San Antonio, Houston, Vancouver, Golden State and Miami.

TOP OF THE CLASS

- The Tigers have excelled in the classroom under Dennis Gates.
- Mizzou has set both its fall (3.46 in 2022) and spring (3.22 in 2024) semester GPA records under Gates' leadership.
- In addition, Mizzou claimed the SEC Scholar-Athlete of the Year twice in three years – **Kobe Brown** in 2022-23 and **Sean East II** in 2023-24.

VOICE OF THE TIGERS

- The Voice of the Tigers, **Mike Kelly** is in his 35th season calling games for the Missouri men's basketball team.
- Kelly has called 1,077 games, celebrating his milestone 1,000th game versus LSU in 2023.
- Kelly has also served as the school's football play-by-play announcer since 1994.

AP POLL

1. Arizona (32)	14-0	1494
2. Michigan (29)	13-0	1493
3. Iowa State	14-0	1390
4. UConn	14-1	1343
5. Purdue	13-1	1254
6. Duke	13-1	1206
7. Houston	13-1	1113
8. Gonzaga	16-1	1101
9. BYU	13-1	1039
10. Nebraska	14-0	998
11. Vanderbilt	14-0	936
12. Michigan State	12-2	834
13. Alabama	11-3	782
14. Texas Tech	11-3	676
15. Arkansas	11-3	659
16. Illinois	11-3	602
17. North Carolina	13-2	557
18. Georgia	13-1	378
19. Iowa	12-2	340
20. Louisville	11-3	336
21. Tennessee	10-4	277
22. Kansas	10-4	208
23. Virginia	12-2	183
24. SMU	12-2	142
25. UCF	12-1	132

RV: Villanova (127), Seton Hall (31), USC (28), Utah St. (27), Miami (Ohio) (22), Clemson (21), Saint Louis (14), LSU (14), Texas (12), Florida (11), Saint Mary's (10), Kentucky (9), California (8), Miami (5), Indiana (4), Auburn (3), TCU (2), UCLA (2), Virginia Tech (2).

USA TODAY COACHES POLL

1. Michigan (24)	13-0	768
2. Arizona (7)	14-0	749
3. Iowa State	14-0	703
4. UConn	14-1	666
5. Purdue	13-1	624
6. Duke	13-1	616
7. Houston	13-1	584
8. Gonzaga	16-1	565
9. BYU	13-1	527
10. Vanderbilt	14-0	488
11. Nebraska	14-0	473
12. Alabama	11-3	403
13. Michigan State	12-2	400
14. Texas Tech	11-3	345
15. Arkansas	11-3	334
16. Illinois	11-3	294
17. North Carolina	13-2	250
18. Louisville	11-3	232
19. Iowa	12-2	211
20. Georgia	13-1	164
21. Kansas	10-4	131
22. Tennessee	10-4	123
23. Virginia	12-2	120
24. Villanova	12-2	70
25. SMU	12-2	42

RV: UCF (41), Utah St. (34), Clemson (29), Florida (21), Saint Mary's (17), Seton Hall (13), Saint Louis (11), Indiana (10), St. John's (4), **Missouri (3)**, Miami (Ohio) (3), Kentucky (3), California (2), USC (1), Oklahoma State (1).

MIZZOU WEEK-BY-WEEK

	PRE	N10	N17	N24	D01	D08	D15	D22	D29	J05	J12	J19	J28	F02	F09	F16	F23	M02	M09	M16
AP Poll	RV	RV	RV	RV	RV	--	--	--	--	--										
Coaches	RV	RV	RV	RV	RV	--	--	--	--	RV										

MIZZOU vs AP TOP 25

142-266	74-78	30-120	38-68	W1
OVERALL	HOME	AWAY	NEUTRAL	STREAK

RECORD VERSUS AND LAST TIME THAT...

Ranks	Overall	Home	Away	Neutral	Streak	Last Win
No. 1	5-20	4-5	1-8	0-7	W1	76-67, vs. #1 Kansas (12/8/24)
Top Five	26-94	16-30	5-38	5-26	L1	110-98, vs. #4 Alabama (2/19/25)
Top 10	53-151	32-46	11-62	10-43	L1	110-98, vs. #4 Alabama (2/19/25)
Top 15	85-184	47-56	20-76	18-52	L1	110-98, vs. #4 Alabama (2/19/25)
Top 20	121-233	65-71	27-99	29-63	L3	110-98, vs. #4 Alabama (2/19/25)
OVERALL	142-266	74-78	30-120	38-68	W1	76-74, vs. #22 Florida (1/3/26)

RANKED MEETINGS WITH KENTUCKY

Date	Winner	Loser	Location
12/31/60	#19 Kentucky 81	Missouri 69	Lexington, Ky.
12/17/71	#7 Kentucky 83	Missouri 79	Lexington, Ky.
11/26/97	#8 Kentucky 77	Missouri 55	Lahaina, Hawaii
2/1/14	#11 Kentucky 84	Missouri 79	Columbia, Mo.
1/13/15	#1 Kentucky 86	Missouri 37	Lexington, Ky.
1/29/15	#1 Kentucky 69	Missouri 53	Columbia, Mo.
1/27/16	#20 Kentucky 88	Missouri 54	Lexington, Ky.
2/21/17	#11 Kentucky 72	Missouri 62	Columbia, Mo.
2/3/18	Missouri 69	#21 Kentucky 60	Columbia, Mo.
2/19/19	#4 Kentucky 66	Missouri 58	Columbia, Mo.
1/4/20	#14 Kentucky 71	Missouri 59	Lexington, Ky.
2/3/21	#18 Missouri 75	Kentucky 70	Columbia, Mo.
12/29/21	#18 Kentucky 83	Missouri 56	Lexington, Ky.
12/28/22	Missouri 89	#19 Kentucky 75	Columbia, Mo.
1/9/24	#6 Kentucky 90	Missouri 77	Lexington, Ky.
3/8/25	#19 Kentucky 91	#15 Missouri 83	Columbia, Mo.

Both Teams Ranked: Kentucky, 1-0

Only Mizzou Ranked: Missouri, 1-0

Only Kentucky Ranked: Kentucky, 12-2

Opponent	Score	1H	2H	OTs	FGM	FGA	PCT.	3PM	3PA	PCT.	FTM	FTA	PCT.	OFF	DEF	REB	PF	A	TO	STL	BLK	
Missouri at Howard	W, 88-67	42	46	--	34	61	55.7	10	18	52.6	10	21	47.6	16	31	47	18	16	16	6	3	
		26	41	--	22	62	35.5	12	29	41.4	11	16	68.8	10	18	28	19	17	13	5	2	
Missouri vs. Southeast Missouri	W, 89-84	46	43	--	32	54	59.2	6	15	40.0	19	31	61.3	9	21	30	17	13	19	10	6	
		51	33	--	29	63	46.0	9	30	30.0	17	21	81.0	13	20	33	25	14	16	11	1	
Missouri vs. VMI	W, 106-68	50	56	--	37	65	56.9	7	21	33.3	25	35	71.4	17	33	50	19	20	11	13	2	
		40	28	--	19	57	33.3	15	42	35.7	15	20	75.0	8	17	25	24	10	17	8	1	
Missouri vs. Minnesota	W, 83-60	32	51	--	29	49	59.2	11	22	50.0	14	20	70.0	3	22	25	19	15	9	7	2	
		30	30	--	23	54	42.6	5	23	21.7	9	17	53.0	14	20	34	18	11	11	3	0	
Missouri vs. Prairie View A&M	W, 91-73	49	42	--	32	62	51.6	10	23	43.5	17	25	68.0	12	37	49	17	19	14	7	1	
		27	46	--	25	66	38.0	9	23	39.1	14	16	87.5	6	22	28	19	12	9	10	2	
Missouri vs. South Dakota	W, 102-68	53	49	--	36	56	64.3	6	11	54.5	24	30	80.0	12	26	28	17	16	17	10	2	
		42	26	--	23	58	39.7	10	29	34.5	12	21	57.1	12	12	24	19	9	17	8	4	
Missouri vs. South Carolina State	W, 98-66	55	43	--	34	65	52.3	7	25	28.0	23	30	76.7	19	27	46	19	19	9	5	3	
		30	36	--	21	56	37.5	4	21	19.0	20	27	74.1	10	16	26	23	8	12	3	3	
Missouri vs. Cleveland State	W, 86-59	46	40	--	32	67	47.8	11	38	28.9	11	13	84.6	18	29	47	16	16	16	12	7	
		24	35	--	21	57	36.8	11	29	37.9	6	11	54.5	9	17	26	15	12	17	6	3	
Missouri at Notre Dame	L, 71-76	40	31	--	24	54	44.4	6	21	28.6	17	25	68.0	9	22	31	19	12	12	10	1	
		33	43	--	25	54	46.3	11	33	33.3	15	18	83.3	7	26	33	20	16	13	4	2	
Missouri at Kansas (Kansas City)	L, 60-80	25	35	--	21	61	34.4	7	27	25.9	11	21	52.4	16	19	35	20	12	10	6	3	
		33	47	--	26	57	45.6	9	21	42.9	19	26	73.1	12	29	41	19	17	9	5	7	
Missouri vs. Alabama State	W, 85-77	52	33	--	33	51	64.7	8	16	50.0	11	16	68.8	7	21	28	11	16	11	3	4	
		39	38	--	28	59	47.5	13	26	50.0	8	12	66.7	10	14	24	16	13	7	7	3	
Missouri vs. Bethune-Cookman	W, 82-60	39	43	--	34	59	57.6	7	19	36.8	7	11	63.6	11	23	34	19	16	15	10	7	
		25	35	--	19	45	42.2	6	12	50.0	16	21	76.2	5	15	20	12	6	16	10	1	
Missouri vs. Illinois (St. Louis)	L, 48-91	25	23	--	16	56	28.6	6	22	27.3	10	15	66.7	12	12	24	20	6	10	8	1	
		41	50	--	30	58	51.7	15	33	45.5	16	20	80.0	15	28	43	14	20	11	3	8	
Missouri vs. Florida	W, 76-74	39	37	--	25	55	45.5	8	22	36.4	18	30	60.0	11	26	37	19	11	10	4	3	
		39	35	--	26	63	41.3	7	27	25.9	15	20	75.0	13	24	37	22	17	8	3	4	
Missouri at Kentucky																						
Missouri at Ole Miss																						
Missouri vs. Auburn																						
Missouri at LSU																						
Missouri vs. Georgia																						
Missouri vs. Oklahoma																						
Missouri at Alabama																						
Missouri vs. Mississippi State																						
Missouri at South Carolina																						
Missouri at Texas A&M																						
Missouri vs. Texas																						
Missouri vs. Vanderbilt																						
Missouri at Arkansas																						
Missouri vs. Tennessee																						
Missouri at Mississippi State																						
Missouri at Oklahoma																						
Missouri vs Arkansas																						

DATE	OPPONENT	RESULT	RECORD	SEC	HIGH POINTS	HIGH REBOUNDS	HIGH ASSISTS	ATTEND.
Nov. 3	at Howard	W, 88-67	1-0	--	Shawn Phillips Jr. (16)	Shawn Phillips Jr. (11)	T.O. Barrett (4)	2,312
Nov. 7	SOUTHEAST MISSOURI	W, 89-84	2-0	--	Mark Mitchell (29)	Mitchell/Crews/Phillips (5)	Mark Mitchell (3)	11,314
Nov. 9	VMI	W, 106-68	3-0	--	Mark Mitchell (24)	Mitchell/Northweather (10)	Jayden Stone (5)	7,986
Nov. 12	MINNESOTA	W, 83-60	4-0	--	Mark Mitchell (18)	Jacob Crews (8)	Mark Mitchell (6)	8,969
Nov. 17	PRAIRIE VIEW A&M	W, 91-73	5-0	--	Jacob Crews (20)	Shawn Phillips Jr. (13)	Robinson II / Stone (5)	7,595
Nov. 20	SOUTH DAKOTA	W, 102-68	6-0	--	Mark Mitchell (22)	Jevon Porter (12)	Anthony Robinson II (6)	8,027
Nov. 25	SOUTH CAROLINA STATE	W, 98-66	7-0	--	Shawn Phillips Jr. (17)	Shawn Phillips Jr. (8)	Mark Mitchell (6)	7,887
Nov. 28	CLEVELAND STATE	W, 86-59	8-0	--	Jacob Crews (20)	Jacob Crews (8)	Mark Mitchell (4)	9,463
Dec. 2	at Notre Dame	L, 71-76	8-1	--	Mark Mitchell (26)	Anthony Robinson II (7)	T.O. Barrett (4)	4,980
Dec. 7	at Kansas	L, 60-80	8-2	--	Mark Mitchell (21)	Mitchell / Robinson (7)	Anthony Robinson II (6)	15,407
Dec. 11	ALABAMA STATE	W, 85-77	9-2	--	Jacob Crews (20)	Shawn Phillips Jr. (5)	Anthony Robinson II (5)	7,976
Dec. 14	BETHUNE-COOKMAN	W, 82-60	10-2	--	Jacob Crews (20)	Mark Mitchell (7)	Anthony Robinson II (7)	8,049
Dec. 22	vs. Illinois	L, 48-91	10-3	--	Sebastian Mack (17)	Jacob Crews (4)	T.O. Barrett (3)	18,505
Jan. 3	FLORIDA	W, 76-74	11-3	1-0	Anthony Robinson II (19)	Anthony Robinson II (8)	Anthony Robinson II (5)	12,746
Jan. 7	at Kentucky							
Jan. 10	at Ole Miss							
Jan. 14	AUBURN							
Jan. 17	at LSU							
Jan. 20	GEORGIA							
Jan. 24	OKLAHOMA							
Jan. 27	at Alabama							
Jan. 31	MISSISSIPPI STATE							
Feb. 7	at South Carolina							
Feb. 11	at Texas A&M							
Feb. 14	TEXAS							
Feb. 18	VANDERBILT							
Feb. 21	at Arkansas							
Feb. 24	TENNESSEE							
Feb. 28	at Mississippi State							
March 3	at Oklahoma							
March 7	ARKANSAS							

MISSOURI GAME LEADERS

Points	Rebounds	Assists
Mark Mitchell 6	Jacob Crews 4	Anthony Robinson II 6
Jacob Crews 4	Mark Mitchell 4	Mark Mitchell 4
Shawn Phillips Jr. 2	Shawn Phillips Jr. 4	T.O. Barrett 3
Sebastian Mack 1	Anthony Robinson II 3	Jayden Stone 2
Anthony Robinson II 1	Luke Northweather 1	
	Jevon Porter 1	

MISCELLANEOUS STATS

10+ Points	
Mark Mitchell 12	Annor Boateng 2
Jacob Crews 11	Jevon Porter 2
Anthony Robinson II 9	T.O. Barrett 1
Sebastian Mack 8	Luke Northweather 1
Jayden Stone 6	Trent Pierce 1
Shawn Phillips Jr. 3	
20+ Points	
Jacob Crews 5	Anthony Robinson II 1
Mark Mitchell 5	
10+ Rebounds	
Mark Mitchell 1	Shawn Phillips Jr. 1
Luke Northweather 1	Jevon Porter 1
Double-Doubles	
Shawn Phillips Jr. 2	Jevon Porter 1
Mark Mitchell 1	
5+ Assists	
Anthony Robinson II 6	Jayden Stone 2
Mark Mitchell 2	

TEAM HIGHS & LOWS

		MISSOURI		OPPONENT	
Points, 1st Half	High	55	vs. South Carolina State, 11/25	51	Southeast Missouri, 11/9
	Low	25	2x (last vs. Illinois, 12/22)	24	Cleveland State, 11/28
Points, 2nd Half	High	56	vs. VMI, 11/9	50	Illinois, 12/22
	Low	23	vs. Illinois, 12/22	26	South Dakota, 11/20
Total Points	High	106	vs. VMI, 11/9	91	Illinois, 12/22
	Low	48	vs. Illinois, 12/22	59	Cleveland State, 11/28
Field Goals Made	High	37	vs. VMI, 11/3	30	Illinois, 12/22
	Low	16	vs. Illinois, 12/22	19	2x (last: Bethune-Cookman, 12/14)
Field Goals Attempted	High	67	vs. Cleveland State, 11/28	66	Prairie View A&M, 11/17
	Low	49	vs. Minnesota, 11/12	45	Bethune-Cookman, 12/14
Field Goal Pct.	High	64.7	vs. Alabama State, 12/11 (33-51)	51.7	Illinois, 12/22 (30-58)
	Low	28.6	vs. Illinois, 12/22 (16-56)	33.3	VMI, 11/9 (19-57)
3-Pointers Made	High	11	2x (last vs. Cleveland State, 11/28)	15	2x (last: Illinois, 12/22)
	Low	6	4x (last vs. Illinois, 12/22)	4	South Carolina State, 11/25
3-Pointers Attempted	High	38	vs. Cleveland State, 11/28	42	VMI, 11/9
	Low	11	vs. South Dakota, 11/20	12	Bethune-Cookman, 12/14
3-Point Pct.	High	57.9	at Howard, 11/3 (10-19)	50.0	2x (last: Bethune-Cookman, 12/14)
	Low	25.9	at Kansas, 12/7 (7-27)	19.0	South Carolina State, 11/25 (4-21)
Free Throws Made	High	25	vs. VMI, 11/9	20	South Carolina State, 11/25
	Low	7	vs. Bethune-Cookman, 12/14	6	Cleveland State, 11/28
Free Throws Attempted	High	35	vs. VMI, 11/9	27	South Carolina State, 11/25
	Low	11	vs. Bethune-Cookman, 12/14	11	Cleveland State, 11/28
Free Throws Pct.	High	84.6	vs. Cleveland State, 11/28 (11-13)	87.5	Prairie View A&M, 11/17 (14-16)
	Low	47.6	at Howard, 11/3 (10-21)	53.0	Minnesota, 11/12 (9-17)
Offensive Rebounds	High	19	vs. South Carolina State, 11/25	16	Illinois, 12/22
	Low	3	vs. Minnesota, 11/12	5	Bethune-Cookman, 12/14
Total Rebounds	High	50	vs. VMI, 11/9	43	Illinois, 12/22
	Low	24	vs. Illinois, 12/22	20	Bethune-Cookman, 12/14
Rebound Margin	High	+25	vs. VMI, 11/9	+19	Illinois, 12/22
	Low	-19	vs. Illinois, 12/22	-25	VMI, 11/9
Fouls	High	20	2x (last vs. Illinois, 12/22)	25	Southeast Missouri, 11/7
	Low	11	vs. Alabama State, 12/11	12	Bethune-Cookman, 12/14
Assists	High	20	vs. VMI, 11/9	20	Illinois, 12/22
	Low	6	vs. Illinois, 12/22	6	Bethune-Cookman, 12/14
Turnovers	High	19	vs. Southeast Missouri, 11/7	17	3x (last: Cleveland State, 11/28)
	Low	9	2x (last vs. South Carolina State, 11/25)	7	Alabama State, 12/11
Steals	High	13	vs. VMI, 11/9	11	Southeast Missouri, 11/7
	Low	3	vs. Alabama State, 12/11	3	4x (last: Florida, 1/4)
Blocks	High	7	2x (last: vs. Bethune-Cookman, 12/14)	8	Illinois, 12/22
	Low	1	3x (last vs. Illinois, 12/22)	0	Minnesota, 11/12

INDIVIDUAL HIGHS

	MISSOURI		OPPONENT	
Points	29	Mark Mitchell, vs. Southeast Missouri, 11/7	31	TJ Johnson, VMI, 11/9
Field Goals Made	12	Mark Mitchell, vs. Southeast Missouri, 11/7	9	3x (last: Thomas Haugh, Florida, 1/4)
Field Goals Attempted	17	Mark Mitchell, at Notre Dame, 12/2	20	2x (last: Thomas Haugh, Florida, 1/4)
Field Goal Pct. (min 5 made)	100.0	Jevon Porter, vs. South Dakota, 11/21 (9-9)	71.4	Jalen Haralson, Notre Dame, 12/2
3-Pointers Made	6	Jacob Crews, vs. Alabama State, 12/11	6	2x (last: TJ Johnson, VMI, 11/9)
3-Pointers Attempted	10	2x (last: Jacob Crews, at Notre Dame, 12/2)	15	TJ Johnson, VMI, 11/9
3-Point Pct. (min 3 made)	80.0	2x (last: Jacob Crews, vs. PV A&M, 11/12 – 4-5)	83.3	Keaton Wagler, Illinois, 12/22
Free Throws Made	10	Mark Mitchell, vs. VMI, 11/9	9	2x (last: Florian Tenebay, South Carolina State, 11/25)
Free Throws Attempted	13	Mark Mitchell, vs. VMI, 11/9	10	2x (last: Alex Condon, Florida, 1/4)
Free Throws Pct. (min 5 made)	90.0	Jacob Crews, vs. Florida, 1/4 (9-10)	100.0	2x (last: Daniel Rouzan, Bethune, 12/14 (6-6))
Offensive Rebounds	5	2x (last: Shawn Phillips Jr., vs. S Carolina St, 11/25)	6	Jaylen Crocker-Johnson, Minnesota, 11/12
Total Rebounds	13	Shawn Phillips Jr., vs PV A&M, 11/17	13	Tre White, Kansas, 12/7
Assists	7	Anthony Robinson II, vs Bethune-Cookman, 12/14	10	Markus Burton, Notre Dame, 12/2
Steals	5	Anthony Robinson II, at Notre Dame, 12/2	4	5x (last: Ariel Bland, Bethune-Cookman, 12/14)
Blocks	3	3x (last: Shawn Phillips Jr., vs. Bethune-Cookman, 12/14)	5	Bryson Tiller, Kansas, 12/7

LAST TIME THAT (TEAM)

Missouri Scored 100 Points	102, vs. South Dakota, 11/20/25
Opponent Scored 100 Points	101, Auburn, 3/5/24
Missouri Won by 30+ Points	32 (98-66), vs. South Carolina State, 11/25/25
Opponent Won by 30+ Points	43 (91-48), Illinois, 12/22/25
Missouri Won by 40+ Points	49 (112-63), vs. Arkansas-Pine Bluff, 11/24/24
Opponent Won by 40+ Points	43 (91-48), Illinois, 12/22/25
Missouri Won by 50+ Points	72 (111-39), vs. Miss. Valley State, 11/14/24
Opponent Won by 50+ Points	55 (111-56), Kansas State, 1/3/98
Missouri Won Overtime Game	66-64, vs. Mississippi State, 2/21/23
Opponent Won Overtime Game	97-93, Vanderbilt, 3/1/25
Played Double Overtime Game	W, 91-83, vs. Texas A&M, 3/13/14
Played Triple Overtime Game	W, 108-107, vs. Illinois, 12/22/93
Played Quadruple Overtime Game	W, 112-109, vs. Iowa State, 1/13/01
Missouri Scored Less than 50 Points	48, vs. Illinois, 12/22/25
Opponent Scored Less than 50 Points	39, Mississippi Valley State, 11/14/24
Missouri Scored Less than 40 Points	37, at Kentucky, 1/13/15
Opponent Scored Less than 40 Points	39, Mississippi Valley State, 11/14/24
MU Scored 60+ Points in a Half	63, vs. California, 12/3/24
Opp. Scored 60+ Points in a Half	60, Southern Indiana, 11/7/22
MU Scored Less than 20 Points in a Half	18, at Auburn, 2/14/23
Opp. Scored Less than 20 Points in a Half	19, Miss. Valley State, 11/14/24
Missouri Shot 60+ Pct.	64.7 (33-51), vs. Alabama State, 12/11/25
Opponent Shot 60+ Pct.	61.8% (34-55), Florida, 3/14/25
MU Shot 70+ Pct. in a Half	71.4 (20-28), vs. Alabama State, 12/11/25
Opp. Shot 70+ Pct. in a Half	76.0% (19-25), Auburn, 2/14/23
Missouri Shot Less than 30 Pct.	29.2% (14-48), at Arkansas, 1/12/22
Opponent Shot Less than 30 Pct.	27.1% (13-48), Miss. Valley State, 11/14/24
Missouri Made 15+ 3-Pointers	15, at Mississippi State, 2/1/25
Opponent Made 15+ 3-Pointers	15, Illinois, 12/22/25
Missouri Attempted 35+ 3-Pointers	38, vs. Cleveland State, 11/28/25
Opponent Attempted 35+ 3-Pointers	42, VMI, 11/09/25
Missouri Did Not Make 3-Pointer	at Kansas, 2/4/08
Opponent Did Not Make 3-Pointer	Arkansas-Pine Bluff, 12/2/08
Missouri Made 30+ Free Throws	31, vs. Alabama, 2/19/25
Opponent Made 30+ Free Throws	30, SIU Edwardsville, 11/15/22
Missouri Attempted 40+ Free Throws	47, vs. Alabama, 2/19/25
Opponent Attempted 40+ Free Throws	44, Auburn, 1/26/21
Missouri Attempted 50+ Free Throws	53, vs. Texas A&M, 3/13/14
Opponent Attempted 50+ Free Throws	50, Texas Tech, 1/23/08
Missouri Made 100% Free Throws (10+)	13-13, at LSU, 3/1/23
Opponent Made 100% Free Throws (10+)	11-11, Penn, 11/11/22
Missouri Had 50+ Rebounds	50, vs. Arkansas-Pine Bluff, 11/24/24
Opponent Had 50+ Rebounds	51, Illinois, 12/22/23
Missouri Had 20+ Offensive Rebounds	21, Central Arkansas, 12/30/23
Opponent Had 20+ Offensive Rebounds	22, Auburn, 1/25/22
Missouri Had +20 Rebound Margin	+21 (47-26), vs. Cleveland State, 11/28/25
Opponent Had +20 Rebound Margin	+22 (48-26), Auburn, 2/14/23
Missouri Had 25+ Assists	26, vs. LSU, 2/1/23
Opponent Had 25+ Assists	28, Texas A&M, 2/5/05
Missouri Had Less than 5 Turnovers	3, at Georgia, 2/5/25
Opponent Had Less than 5 Turnovers	4, Ole Miss, 2/6/18
Missouri Committed 20+ Turnovers	20, vs. Lindenwood, 11/27/24
Opponent Committed 20+ Turnovers	22, Kansas, 12/8/24
Missouri Blocked 12+ Shots	12, vs. South Carolina State, 11/22/23
Opponent Blocked 12+ Shots	14, Auburn, 1/26/21
Missouri Had 15+ Steals	15, vs. Miss. Valley State, 11/14/24
Opponent Had 15+ Steals	15, Mississippi State, 2/10/24

LAST TIME THAT (INDIVIDUAL)

Player Had a Triple Double	
Mizzou:	Greg Cavener (16 pts, 10 reb, 10 asst), vs. Green Bay, 1/4/84
Opponent:	Chris Chiozza (12 pts, 12 rebs, 10 asst), Florida, 2/2/17
MU Player with 30+ Points	31, Mark Mitchell, vs. Alabama, 2/19/25
Opponent with 30+ Points	31, Jeremiah Fears, Oklahoma, 3/5/25
MU Player with 40+ Points	43, Clarence Gilbert, vs. Iowa State, 1/13/01
Opponent with 40+ Points	42, Khalif Battle, Arkansas, 2/24/24
Player Shot 100% from the Field (min. 8 attempts)	
Mizzou:	9-9, Jevon Porter, vs. South Dakota, 11/20/25
Opponent:	8-8, Moses Kinglsey, Arkansas, 1/12/16
MU Player Made 8+ 3FG	8, Caleb Grill, vs. Eastern Washington, 11/11/24
Opponent Made 8+ 3FG	8, Marshall Henderson, Ole Miss, 2/8/14
MU Player Made 15+ FTs	15-16, Sean East II, at Arkansas, 2/24/24
Opponent Made 15+ FTs	15-20, Kylen Milton, Arkansas-Pine Bluff, 11/6/23
MU Player had 15+ Rebounds	23, Kobe Brown, vs. Paul Quinn, 11/29/21
Opponent had 15+ Rebounds	16, Henry Coleman III, Texas A&M, 2/8/25
MU Player had 20+ Rebounds	23, Kobe Brown, vs. Paul Quinn, 11/29/21
Opponent had 20+ Rebounds	21, Oscar Tshiebwe, Kentucky, 12/29/21
MU Player had 10+ Off. Rebounds	10, Alex Oriakhi, vs. Ole Miss, 2/9/13
Opponent had 10+ Off. Rebounds	10, Matthew Hezekiah, SC State, 12/17/10
MU Player had 10+ Assists	10, Terrence Phillips, vs. Ole Miss, 1/21/17
Opponent had 10+ Assists	10, Zakai Zeigler, Tennessee, 2/11/23
MU Player had 10+ Asst / 0 TO	13, Phil Pressey, at Texas 1/14/12
Opponent had 10+ Asst / 0 TO	11, Trey McKinney, Creighton, 11/23/04
MU Player had 15+ Assists	19, Phil Pressey, at UCLA, 12/28/12
Opponent had 15+ Assists	15, Pierre Jackson, Baylor, 1/21/12
MU Player Blocked 5+ Shots	5, Aidan Shaw, vs. SC State, 11/22/23
Opponent Blocked 5+ Shots	5, Bryson Tiller, Kansas, 12/7/25
MU Player Had 5+ Steals	5, Anthony Robinson II, at Notre Dame, 12/2/25
Opponent Had 5+ Steals	5, Duke Miles, Oklahoma, 2/12/25
MU Made a Game-Winning Buzzer Beater	
DeAndre Gholston, at Tennessee, 2/11/23	

LAST TIME THAT (MULTIPLE INDIVIDUALS)

Six Players Scored in Double Figures	vs. South Dakota, 11/20/25
Mitchell, Porter, Crews, Mack, Stone & Robinson II	
Seven Players Scored in Double Figures	vs. Mississippi Valley State, 11/14/24
Warrick, Bates, Grill, Mitchell, Crews, Allen & Boateng	
Eight Players Scored in Double Figures	vs. Alabama State, 12/30/87
Chievous, Church, Coward, Irvin, Leonard, Sandbothe, Smith, Sutton	
Two Players Scored 25+ Points	vs. Alabama, 2/19/25
Mark Mitchell (31) & Caleb Grill (25)	
Two Players Scored 30+ Points	vs. TCU, 1/30/21
Xavier Pinson (36) & Jeremiah Tilmon (33)	
Three Players Scored 20+ Points	vs. Xavier, 11/17/16
Frankie Hughes (24), Kevin Puryear (22) & Terrence Phillips (21)	
Two Players Recorded a Double-Double	vs. Ole Miss, 1/21/17
Terrence Phillips & Russell Woods	
Three Players Recorded a Double-Double	vs. Illinois, 12/22/12
Laurence Bowers, Alex Oriakhi & Phil Pressey	
Two Players Had 10+ Rebounds	vs. VMI, 11/09/25
Mark Mitchell (10) & Luke Northweather (10)	
Three Players Had 10+ Rebounds	vs. Alcorn State, 11/13/12
Negus Webster-Chan (11), Alex Oriakhi (10) & Earnest Ross (10)	



PERSONAL

BIRTHDAY
January 14

EDUCATION
California '01 (Bachelor's)
Sociology
Florida State '05 (Master's)
Adult Education and Human
Resource Development

WIFE
Jocelyn

CHILDREN
Avery, Duke and Denver

COACHING CAREER

2002-03 LA Clippers (Skill Coach)
2003-04 Marquette (Grad Asst)
2004-05 Florida State (Grad Asst)
2005-07 California (Assistant)
2007-09 Northern Illinois (Assistant)
2009-11 Nevada (Assistant)
2011-19 Florida State (Assistant)
2019-22 Cleveland St. (Head Coach)
2022- Missouri (Head Coach)

HONORS

- 2019-20 Horizon League Coach of the Year
- 2020-21 Horizon League Coach of the Year
- 2020-21 HoopDirt.com Division I Coach of the Year
- 2022-23 USA Today SEC Coach of the Year

DENNIS GATES

Whitten Family Men's Basketball Head Coach

In just three seasons as Whitten Family Men’s Basketball Head Coach, Dennis Gates has made an immediate impact and reestablished University of Missouri on the national stage. Now in his fourth year on the Mizzou sideline, he aims to build off his early progress as the Tigers chase championships with him leading the program.

MISSOURI

- Named SEC Coach of the Year by USA Today in 2022-23.
- Named to the Naismith Coach of the Year Watch List twice in his three seasons, finishing as a top-10 semifinalist in 2025.
- Led Mizzou two NCAA Tournament bids (2023 and 2025) in his three seasons, including the program's first postseason victory in 13 years and first-ever appearance in the SEC Semifinals in 2023.
- His 25 victories 2022-23 are the fifth-most by any first-year SEC coach in conference history – trailing only Tubby Smith, John Calipari, Eddie Sutton and Trent Johnson.
- Led the Tigers to 12 wins over ranked teams, including three top-five wins in 2024-25 – a first for Mizzou since 1988-89.
- Two Tigers have played in the NBA after playing for Gates – Kobe Brown (LA Clippers) and D'Moi Hodge (LA Lakers). Overall, seven Tigers have joined NBA or G-League franchises in Gates’ three seasons at Mizzou.
- Coached two All-SEC honorees, one SEC Sixth Man of the Year, one SEC All-Defensive Team honoree and two SEC Scholar-Athletes of the Year.

CLEVELAND STATE

- 2019-20 and 2020-21 Horizon League Coach of the Year.
- Rebuilt the Vikings program – winning 50 games, including a 39-19 mark his final two seasons.
- Won two Horizon League regular-season titles (2020, 2021) and the 2021 Horizon League Tournament crown.
- Led the Vikings to the 2021 NCAA Tournament – the school's first trip in 12 years – and 2022 Postseason NIT.
- Mentored two Horizon League Defensive Players of the Year plus five all-conference and five All-Defensive Team honorees.

FLORIDA STATE

- Spent eight seasons on Leonard Hamilton's staff at FSU, mirroring the Seminoles' rise to national prominence.
- FSU advanced to four NCAA Tournament in his eight years, including the Elite Eight in 2018 and Sweet 16 in 2012 and 2019.
- Instrumental in recruiting four-straight top-15 classes, which produced five NBA Draft picks over four years – Jonathan Isaac (No. 9 selection in 2017), Malik Beasley (No. 19 in 2016), Mfiondu Kabengele (No. 27 in 2019), Dwayne Bacon (No. 40 in 2017) and Terance Mann (No. 48 in 2019).

PLAYING CAREER

- Combo guard at California (1998-02), serving as a three-year captain and helping the Golden Bears to three 20-win seasons.
- Played in 114 career games with 34 starting assignments, totaling 432 points, 140 rebounds, 148 assists and 100 steals.
- Two-time Pac-10 All-Academic First Team selection
- Named Cal’s Most Inspirational Player in 2001 and the team's Outstanding Student-Athlete in 1999 and 2001
- Awarded the 2002 Pac-10 Medal of Honor, which is presented to the Pac-10 Universities Top Graduating Student-Athlete.

YEAR-BY-YEAR RECORD

CLEVELAND STATE

YEAR	RECORD	PCT.	HORIZON	PLACE	NOTES
2019-20	11-21	34.4	7-11	t-7th	Earned first career win versus Edinboro, 79-54 (Nov. 9)
2020-21	19- 8	70.4	16- 4	1st	Horizon League Tournament Champions / NCAA First Round
2021-22	20-11	64.5	15- 6	1st	NIT First Round
CSU TOTALS	50-40	55.6	38-21		Two Horizon League Regular-Season Titles & One Tournament Title

MISSOURI

YEAR	RECORD	PCT.	SEC	PLACE	NOTES
2022-23	25-10	71.4	11- 7	t-4th	USA Today SEC Coach of the Year / NCAA Second Round
2023-24	8-24	25.0	0-18	14th	
2024-25	22-12	64.7	10- 8	t-6th	NCAA First Round
2025-26	11- 3	78.6	1- 0	--	
MU TOTALS	66-49	57.4	22-33		
CAREER	116-88	56.9	60-54		

@coachdgates

@coachdgates



KYLE SMITH

Associate Head Coach • Southern Illinois '06

- Fourth season at MU, first as associate head coach.
- Eight-time Great Rivers Athletic Conference Coach of the Year during 10-year stint as head coach at John A. Logan.
- Mentored two NJCAA National Players of the Year and 10 All-Americans during his tenure at Logan.
- Helped Southern Illinois to back-to-back NCAA Tournaments as a student-athlete



RYAN SHARBAUGH

Assistant Coach • Westminster '08

- Fourth year at Missouri, serving as defensive coordinator.
- Helped the Tigers lead all power-conference schools in steals in two of his three seasons.
- Spent three years at Cleveland State as an assistant coach, helping Tre Gomillion and D'Moi Hodge to Horizon League Defensive Player of the Year Awards.



MATT CLINE

Assistant Coach • South Alabama '11


- Fourth season at MU, serving as offensive coordinator.
- Helped the Tigers average 83.6 points in 2024-25 – its most since 1989-90 and ranked ninth nationally.
- MU has ranked in the top 40 nationally a total of 16 times in offensive stats during Cline's three years.
- Also worked at Cleveland State (2021-22) and Eastern Michigan (2017-21).



STEVE WRIGHT

Assistant Coach • Bowling Green State '06

- First year at MU, spending last two years at Duquesne.
- Helped the Dukes to the 2024 A-10 Championship, their first NCAA Tournament appearance since 1977 and their first tournament win since 1969.
- Served on Coach Gates' staff at Cleveland State in 2019-20 as video coordinator.
- Also has had successful tenures at the high school, junior college and AAU ranks during his career.



DAVID "DICKY" NUTT

Assistant Coach • Oklahoma State '82

- Fourth season at MU, returning to an assistant role after being declared cancer free in October 2024.
- Owns more than 30 years of coaching experience, including 19 as a head coach at Arkansas State (1995-08) and Southeast Missouri State (2009-15).
- Named 1998 Sun Belt Coach of the Year, while leading the Red Wolves to the 1999 NCAA Tournament.



DAVID CARTER

Assistant to the Head Coach • Saint Mary's '89

- Second season at Mizzou.
- Head coach at Nevada from 2009 to 2015, winning 98 games and earning 2012 WAC Coach of the Year.
- Coach Gates served as his assistant coach at Nevada from 2009 to 2011.
- Joined Missouri after four seasons (2019-23) as an assistant coach at Loyola Marymount, where the Lions defeated two top-15 teams, including No. 6 Gonzaga.



TIM FULLER

General Manager • Wake Forest '00

- Named the first general manager of Missouri men's basketball on June 2, 2025.
- Owns successful stints at every level of basketball, from college coaching to an executive at Nike to Overtime Elite.
- Served as associate head coach at Mizzou from 2011 to 2015, helping the Tigers to the 2012 Big 12 Championship.



GRIFFIN MCHONE

Dir. of Basketball Operations • Texas A&M '17

- First season at Mizzou as Director of Basketball Operations
- Spent the previous two years at USF, helping the Bulls to their first-ever AAC regular-season title, a school-record 25 wins and a 2024 NIT second-round appearance
- Previously served four seasons at Kennesaw State, contributing to a historic 26-9 campaign in 2022-23.



SEAN CONATY

Dir. of Athletic Performance • East Carolina '12

- Fourth season with the Tigers.
- Has helped the Tigers to two NCAA Tournament appearances, five NBA signees and their first NCAA Tournament win in 13 years.
- Previously served as head men's basketball strength and conditioning coach at Oregon State and as a director of Sports Performance for Olympic Sports at Buffalo.



CHRIS PERRIN

Senior Athletic Trainer • Michigan State '14

- Fifth season at Mizzou.
- Spent six season at Detroit-Mercy prior to arriving at Mizzou, serving as the men's basketball trainer for the Titans along with men's and women's golf.
- Also owns experience working with the Developmental Basketball Team in China as well as an intern with the Utah Jazz.



0

ANTHONY ROBINSON II

@anklebully_ant
 @anklebully_ant

Junior | Guard | 6-3 | 185 | Tallahassee, Fla. | Florida State University High School

CAREER STATISTICS																								
Season	TM	GP-GS	Min/Avg	FG	FGA	FG%	3PM	3PA	3P%	FTM	FTA	FT%	O	D	REB	AVG	PF	FO	AST	TO	BLK	STL	PTS	AVG
23-24	MIZ	30- 0	400/13.4	36	98	36.7	9	44	20.5	36	48	75.0	17	35	52	1.7	62	0	29	14	8	38	117	3.9
24-25	MIZ	33-31	761/22.9	85	176	48.3	20	50	40.0	108	140	77.1	30	73	103	3.1	101	3	114	56	6	67	298	9.0
25-26	MIZ	14-14	419/29.9	53	117	45.3	17	49	34.7	38	55	69.1	13	41	54	3.9	44	1	49	24	6	32	161	11.5
TOTAL		77-45	1580/20.5	174	391	44.5	46	143	32.2	182	243	74.9	60	149	209	2.7	207	4	192	94	20	137	576	7.5

CAREER HONORS

- 2024-25 SEC All-Defensive Team

2025-26 NOTES

- Team captain.
- Leads Mizzou and ranks 26th nationally with 2.29 steals per game, while also leading the Tigers with 3.5 assists.
- Averaging 16.3 points and 4.3 assists over the last four contests – had averaged 4.3 points in the four contests prior.
- Made a career-best four 3-pointers in win versus VMI, recording his second career 20-point game (Nov. 9).
- Named a top breakout candidate for the 2025-26 campaign by Jon Rothstein and Andy Katz.
- Only player from last season's SEC All-Defensive Team to return this year.

PERSONAL

BIRTHDAY

January 5, 2005

CAREER AMBITIONS

Gym owner and trainer at a gym, specializing in basketball skills

CAREER BESTS

POINTS

S: 20, vs. VMI, 11/9/25
C: 29, vs. California, 12/3/24

REBOUNDS

S: 8, vs. Florida, 1/3/26
C: 11, vs. Ark.-Pine Bluff, 11/24/24

ASSISTS

S: 7, vs. Bethune-Cookman, 12/14/25
C: 8, 2x (last vs. S Carolina, 2/25/25)

BLOCKED SHOTS

S: 3, vs. Bethune-Cookman, 12/14/25
C: 3, vs. Bethune-Cookman, 12/14/25

STEALS

S: 5, at Notre Dame, 12/2/25
C: 6, vs. LIU, 12/14/24

MINUTES

S: 37, 2x (last vs. Alabama St, 12/11/25)
C: 37, 2x (last vs. Alabama St, 12/11/25)

FIELD GOALS MADE

S: 8, vs. Florida, 1/3/26
C: 8, 2x (last vs. Florida, 1/3/26)

3-POINT FIELD GOALS MADE

S: 4, vs. VMI, 11/9/25
C: 4, vs. VMI, 11/9/25

FREE THROWS MADE



S: 6, vs. SEMO, 11/7/25
C: 13, vs. California, 12/3/24

2025-26 GAME-BY-GAME STATISTICS																			
Opponent	GS	Min	FG	FGA	3FG	3FGA	FT	FTA	OFF	DEF	REB	PF	AST	TO	STL	BLK	PTS		
at Howard	*	28	1	6	1	2	5	7	0	4	4	4	2	3	3	0	8		
SEMO	*	36	4	9	1	2	6	7	1	3	4	3	2	3	3	0	15		
VMI	*	30	6	7	4	5	4	6	0	1	1	3	4	2	4	0	20		
MINNESOTA	*	26	3	6	2	3	2	5	0	1	1	3	3	0	0	0	10		
PRAIRIE VIEW A&M	*	25	5	11	1	5	2	3	0	3	3	1	5	0	2	0	13		
SOUTH DAKOTA	*	32	3	6	1	1	4	4	1	4	5	3	6	3	1	1	11		
SOUTH CAROLINA STATE	*	19	1	5	1	3	1	2	2	1	3	4	0	0	2	0	4		
CLEVELAND STATE	*	29	2	8	0	4	0	0	0	1	1	4	1	2	2	1	4		
at Notre Dame	*	37	3	8	0	3	0	0	1	6	7	5	3	5	5	0	6		
at Kansas	*	29	1	6	1	5	2	4	2	5	7	4	6	3	0	0	5		
ALABAMA STATE	*	37	7	11	1	3	4	6	1	3	4	3	5	0	2	1	19		
BETHUNE-COOKMAN	*	30	6	9	0	2	3	4	2	2	4	3	7	1	2	3	15		
vs. Illinois	*	26	3	11	2	6	4	5	1	1	2	2	0	1	4	0	12		
FLORIDA	*	34	8	14	2	5	1	2	2	6	8	2	5	1	2	0	19		
at Kentucky																			
at Ole Miss																			
AUBURN																			
at LSU																			
GEORGIA																			
OKLAHOMA																			
at Alabama																			
MISSISSIPPI STATE																			
at South Carolina																			
at Texas A&M																			
TEXAS																			
VANDERBILT																			
at Arkansas																			
TENNESSEE																			
at Mississippi State																			
at Oklahoma																			
ARKANSAS																			

MISCELLANEOUS		
	SEASON	CAREER
Led MU in Points	1	4
Led MU in Rebounds	3	8
Led MU in Assists	6	25
20+ Points	1	2
10+ Points	9	27
10+ Rebounds	0	1
5+ Assists	6	17
Double-Doubles	0	1



1 AARON ROWE

 @aaronrowe._
 @a_rowe_3

Freshman | Guard | 6-2 | 155 | Columbia, Mo. | Father Tolton High School

CAREER STATISTICS

Season	TM	GP-GS	Min/Avg	FG	FGA	FG%	3PM	3PA	3P%	FTM	FTA	FT%	O	D	REB	AVG	PF	FO	AST	TO	BLK	STL	PTS	AVG
25-26	MIZ	0-0	0/0.0	0	0	0.0	0	0	0.0	0	0	0.0	0	0	0	0.0	0	0	0	0	0	0	0	0.0

2025-26 NOTES

- One of two freshmen on the team.
- Ranked as high as the nation's No. 53 recruit by Rivals.

PERSONAL

BIRTHDAY

October 30, 2006

CAREER AMBITIONS

Entrepreneur – interested in developing a clothing line

CAREER BESTS

POINTS

n/a

REBOUNDS

n/a

ASSISTS

n/a

BLOCKED SHOTS

n/a

STEALS

n/a

MINUTES

n/a

FIELD GOALS MADE

n/a

3-POINT FIELD GOALS MADE

n/a

FREE THROWS MADE

n/a

MISCELLANEOUS

	SEASON	CAREER
Led MU in Points	0	0
Led MU in Rebounds	0	0
Led MU in Assists	0	0
20+ Points	0	0
10+ Points	0	0
10+ Rebounds	0	0
5+ Assists	0	0
Double-Doubles	0	0

2025-26 GAME-BY-GAME STATISTICS

Opponent	GS	Min	FG	FGA	3FG	3FGA	FT	FTA	OFF	DEF	REB	PF	AST	TO	STL	BLK	PTS
at Howard																	Did Not Play
SEMO																	Did Not Play
VMI																	Did Not Play
MINNESOTA																	Did Not Play
PRAIRIE VIEW A&M																	Did Not Play
SOUTH DAKOTA																	Did Not Play
SOUTH CAROLINA STATE																	Did Not Play
CLEVELAND STATE																	Did Not Play
at Notre Dame																	Did Not Play
at Kansas																	Did Not Play
ALABAMA STATE																	Did Not Play
BETHUNE-COOKMAN																	Did Not Play
vs. Illinois																	Did Not Play
FLORIDA																	Did Not Play
at Kentucky																	
at Ole Miss																	
AUBURN																	
at LSU																	
GEORGIA																	
OKLAHOMA																	
at Alabama																	
MISSISSIPPI STATE																	
at South Carolina																	
at Texas A&M																	
TEXAS																	
VANDERBILT																	
at Arkansas																	
TENNESSEE																	
at Mississippi State																	
at Oklahoma																	
ARKANSAS																	



5 T.O. BARRETT

@To_Barrett

@to.barrett

Sophomore | Guard | 6-4 | 205 | Oklahoma City, Okla. | Link Academy

CAREER STATISTICS

Season	TM	GP-GS	Min/Avg	FG	FGA	FG%	3PM	3PA	3P%	FTM	FTA	FT%	O	D	REB	AVG	PF	FO	AST	TO	BLK	STL	PTS	AVG
24-25	MIZ	19-0	102/5.4	14	24	58.3	0	2	0.0	8	12	66.7	1	6	7	0.4	19	0	12	7	1	6	36	1.9
25-26	MIZ	14-0	242/17.3	30	57	52.6	2	12	16.7	10	12	83.3	10	12	22	1.6	30	1	36	20	1	12	72	5.1
TOTAL		33-0	344/10.4	44	81	54.3	2	14	14.3	18	24	75.0	11	18	29	0.9	49	1	48	27	2	18	108	3.3

2025-26 NOTES

- Recorded at least three assists in each of the last seven of the last eight games.
- Scored in double figures for the first time in his career versus South Carolina State, tallying 11 (Nov. 25).
- Set career highs with four assists and three rebounds in the season opener at Howard, while also adding nine points (Nov. 3).

PERSONAL

BIRTHDAY

May 6, 2006

CAREER AMBITIONS

Real Estate

CAREER BESTS

POINTS

S: 11, vs. South Carolina St, 11/25/25

C: 11, vs. South Carolina St, 11/25/25

REBOUNDS

S: 3, 2x (last vs. Minnesota, 11/12/25)

C: 3, at Howard, 11/3/25

ASSISTS

S: 4, 4x (last vs. Bethune-Cook, 12/14/25)

C: 4, 4x (last vs. Bethune-Cook, 12/14/25)

BLOCKED SHOTS

S: 1, at Howard, 11/3/25

C: 1, 2x (last at Howard, 11/3/25)

STEALS

S: 3, vs. Minnesota, 11/12/25

C: 3, 2x (last vs. Minnesota, 11/12/25)

MINUTES

S: 25, vs. Illinois, 12/22/25

C: 25, vs. Illinois, 12/22/25

FIELD GOALS MADE

S: 4, 3x (last vs. SCSU, 11/25/25)

C: 4, 3x (last vs. SCSU, 11/25/25)

3-POINT FIELD GOALS MADE

S: 1, 2x (last vs. SCSU, 11/25/25)

C: 1, 2x (last vs. SCSU, 11/25/25)

FREE THROWS MADE

S: 2, 5x (last vs. Alabama St, 12/11/25)

C: 3, vs. Alabama State, 12/30/24

MISCELLANEOUS

	SEASON	CAREER
Led MU in Points	0	0
Led MU in Rebounds	0	0
Led MU in Assists	3	4
20+ Points	0	0
10+ Points	1	1
10+ Rebounds	0	0
5+ Assists	0	0
Double-Doubles	0	0

2025-26 GAME-BY-GAME STATISTICS

Opponent	GS	Min	FG	FGA	3FG	3FGA	FT	FTA	OFF	DEF	REB	PF	AST	TO	STL	BLK	PTS
at Howard	18	4	6	1	2	0	0	0	3	0	3	3	4	2	0	1	9
SEMO	7	0	1	0	0	0	0	1	0	1	1	1	1	2	0	0	0
VMI	16	2	3	0	1	0	0	1	1	2	3	3	2	2	2	0	4
MINNESOTA	17	4	5	0	0	0	0	1	2	3	3	2	1	3	0	0	8
PRAIRIE VIEW A&M	15	2	2	0	0	2	4	0	1	1	1	1	1	3	0	0	6
SOUTH DAKOTA	9	1	1	0	0	0	0	0	1	1	1	0	2	1	1	0	2
SOUTH CAROLINA STATE	20	4	6	1	2	2	2	1	1	2	4	3	0	0	0	0	11
CLEVELAND STATE	17	3	4	0	1	0	0	1	1	2	2	3	2	2	2	0	6
at Notre Dame	23	2	3	0	0	2	2	0	1	1	0	4	0	1	0	0	6
at Kansas	27	2	5	0	1	0	0	0	1	1	3	3	1	0	0	0	4
ALABAMA STATE	22	2	5	0	1	2	2	0	0	0	2	4	2	0	0	0	6
BETHUNE-COOKMAN	18	2	6	0	1	0	0	0	2	2	3	4	2	1	0	0	4
vs. Illinois	25	0	6	0	3	2	2	1	1	2	5	3	1	2	0	0	2
FLORIDA	8	2	4	0	0	0	0	1	0	1	0	0	1	0	0	0	4
at Kentucky																	
at Ole Miss																	
AUBURN																	
at LSU																	
GEORGIA																	
OKLAHOMA																	
at Alabama																	
MISSISSIPPI STATE																	
at South Carolina																	
at Texas A&M																	
TEXAS																	
VANDERBILT																	
at Arkansas																	
TENNESSEE																	
at Mississippi State																	
at Oklahoma																	
ARKANSAS																	



6 ANNOR BOATENG

@annor2024
 @annor.boat

Sophomore | Guard | 6-6 | 220 | Little Rock, Ark. | Little Rock Central High School

CAREER STATISTICS																			
Season	TM	GP-GS	Min/Avg	FG	FGA	FG%	3PM	3PA	3P%	FTM	FTA	FT%	O	D	REB	AVG	PF	FO	AST
24-25	MIZ	17-7	109/6.4	9	26	34.6	1	10	10.0	13	19	68.4	4	6	10	0.6	12	0	5
25-26	MIZ	8-4	130/16.2	13	38	34.2	5	17	29.4	8	12	66.7	5	15	20	2.5	14	0	4
TOTAL		25-11	239/9.6	22	64	34.4	6	27	22.2	21	31	67.7	9	21	30	1.2	26	0	9

2025-26 NOTES

- Returned to the lineup on Nov. 20 after missing the season's first five games with an injury.
- Tallied 10-plus points in back-to-back games for the first time in his career against South Carolina State (Nov. 25) and Cleveland State (Nov. 28), including a career-best 12 against the Bulldogs.

PERSONAL

BIRTHDAY
November 13, 2005

CAREER AMBITIONS
Computer science or restaurant owner

CAREER BESTS

POINTS
S: 12, vs. South Carolina St, 11/25/25
C: 12, vs. South Carolina St, 11/25/25

REBOUNDS
S: 6, at Kansas, 12/7/25
C: 6, at Kansas, 12/7/25

ASSISTS
S: 1, 4x (last vs. Alabama St, 12/11/25)
C: 1, 9x (last vs. Alabama St, 12/11/25)

BLOCKED SHOTS
S: 1, vs. South Dakota, 11/20/25
C: 1, 2x (last vs. S Dakota, 11/20/25)

STEALS
S: 2, at Kansas, 12/7/25
C: 2, 2x (last at Kansas, 12/7/25)

MINUTES
S: 22, vs. Bethune-Cookman, 12/14/25
C: 26, vs. MVSU, 11/14/24

FIELD GOALS MADE
S: 4, vs. South Carolina St, 11/25/25
C: 4, vs. South Carolina St, 11/25/25


3-POINT FIELD GOALS MADE
S: 2, 2x (last vs. Bethune-Cook, 12/14/25)
C: 2, 2x (last vs. Bethune-Cook, 12/14/25)

FREE THROWS MADE
S: 3, vs. South Carolina St, 11/25/25
C: 4, vs. MVSU, 11/14/24

MISCELLANEOUS

	SEASON	CAREER
Led MU in Points	0	0
Led MU in Rebounds	0	0
Led MU in Assists	0	0
20+ Points	0	0
10+ Points	2	3
10+ Rebounds	0	0
5+ Assists	0	0
Double-Doubles	0	0

2025-26 GAME-BY-GAME STATISTICS																
Opponent	GS	Min	FG	FGA	3FG	3FGA	FT	FTA	OFF	DEF	REB	PF	AST	TO	STL	BLK
at Howard																
SEMO																
VMI																
MINNESOTA																
PRAIRIE VIEW A&M																
SOUTH DAKOTA	14	1	1	0	0	1	2	0	1	1	2	1	3	0	1	3
SOUTH CAROLINA STATE	17	4	9	1	4	3	3	2	3	5	1	1	0	1	0	12
CLEVELAND STATE	14	3	6	2	4	2	3	0	1	1	2	0	2	0	0	10
at Notre Dame	13	1	3	0	0	1	2	0	0	0	2	1	0	1	0	3
at Kansas	*	19	1	7	0	3	0	0	2	4	6	2	0	1	2	0
ALABAMA STATE	*	16	1	2	0	1	0	0	0	1	1	0	1	0	0	2
BETHUNE-COOKMAN	*	22	2	5	2	4	0	0	1	3	4	3	0	3	1	0
vs. Illinois	*	15	0	5	0	1	1	2	0	2	2	2	0	1	0	1
FLORIDA																
at Kentucky																
at Ole Miss																
AUBURN																
at LSU																
GEORGIA																
OKLAHOMA																
at Alabama																
MISSISSIPPI STATE																
at South Carolina																
at Texas A&M																
TEXAS																
VANDERBILT																
at Arkansas																
TENNESSEE																
at Mississippi State																
at Oklahoma																
ARKANSAS																



CAREER STATISTICS

Season	TM	GP-GS	Min/Avg	FG	FGA	FG%	3PM	3PA	3P%	FTM	FTA	FT%	O	D	REB	AVG	PF	FO	AST	TO	BLK	STL	PTS	AVG
25-26	MIZ	6-0	35/5.9	5	9	55.6	1	4	25.0	1	2	50.0	0	6	6	1.0	4	0	2	4	2	0	12	2.0

2025-26 NOTES

- Made his collegiate debut versus South Carolina State, totaling seven points, three rebounds and one block (Nov. 25).
- Missed his true freshman season in 2024-25 and the first six games of the 2025-26 campaign with an injury.

PERSONAL

BIRTHDAY

May 24, 2005

CAREER AMBITIONS

FBI Agent

CAREER BESTS

POINTS

7, vs. South Carolina State, 11/25/25

REBOUNDS

3, vs. South Carolina State, 11/25/25

ASSISTS

2, vs. Cleveland State, 11/28/25

BLOCKED SHOTS

1, 2x (last vs. Cleveland St, 11/28/25)

STEALS

n/a

MINUTES

11, vs. South Carolina State, 11/25/25

FIELD GOALS MADE

3, vs. South Carolina State, 11/25/25

3-POINT FIELD GOALS MADE

1, vs. Florida, 1/3/26

FREE THROWS MADE

1, vs. South Carolina State, 11/25/25

MISCELLANEOUS

	SEASON	CAREER
Led MU in Points	0	0
Led MU in Rebounds	0	0
Led MU in Assists	0	0
20+ Points	0	0
10+ Points	0	0
10+ Rebounds	0	0
5+ Assists	0	0
Double-Doubles	0	0

2025-26 GAME-BY-GAME STATISTICS

Opponent	GS	Min	FG	FGA	3FG	3FGA	FT	FTA	OFF	DEF	REB	PF	AST	TO	STL	BLK	PTS
at Howard																	
SEMO																	
VMI																	
MINNESOTA																	
PRAIRIE VIEW A&M																	
SOUTH DAKOTA																	
SOUTH CAROLINA STATE	11		3	3	0	0	1	2	0	3	3	1	0	2	0	1	7
CLEVELAND STATE	6		0	0	0	0	0	0	0	2	2	2	2	1	0	1	0
at Notre Dame																	
at Kansas	2		0	0	0	0	0	0	0	0	0	0	0	0	0	0	0
ALABAMA STATE																	
BETHUNE-COOKMAN	2		0	1	0	0	0	0	0	0	0	0	0	0	0	0	0
vs. Illinois	9		1	3	0	2	0	0	0	1	1	1	0	1	0	0	2
FLORIDA	6		1	2	1	2	0	0	0	0	0	0	0	0	0	0	3
at Kentucky																	
at Ole Miss																	
AUBURN																	
at LSU																	
GEORGIA																	
OKLAHOMA																	
at Alabama																	
MISSISSIPPI STATE																	
at South Carolina																	
at Texas A&M																	
TEXAS																	
VANDERBILT																	
at Arkansas																	
TENNESSEE																	
at Mississippi State																	
at Oklahoma																	
ARKANSAS																	



11 TRENT PIERCE

@trentpierce22

@trentpierce22

Junior | Guard / Forward | 6-10 | 225 | Tulsa, Okla. | AZ Compass Prep

CAREER STATISTICS

Season	TM	GP-GS	Min/Avg	FG	FGA	FG%	3PM	3PA	3P%	FTM	FTA	FT%	O	D	REB	AVG	PF	FO	AST	TO	BLK	STL	PTS	AVG
23-24	MIZ	21- 3	137/6.5	16	46	34.8	5	29	17.2	1	6	16.7	4	22	26	1.2	23	1	1	9	4	7	38	1.8
24-25	MIZ	33-19	563/17.1	76	161	47.2	32	97	33.0	36	62	58.1	38	69	107	3.2	60	0	32	21	6	21	220	6.7
25-26	MIZ	1- 0	19/19.3	3	5	60.0	2	4	50.0	2	4	50.0	1	4	5	5.0	1	0	0	0	0	1	10	10.0
TOTAL		55-22	720/13.1	95	212	44.8	39	130	30.0	39	72	54.2	43	95	138	2.5	84	1	33	30	10	29	268	4.9

2025-26 NOTES

- Missed the first 13 games with an injury.
- Returned on Saturday against No. 22 Florida, scoring 10 points – including five in back-to-back possessions to give Mizzou the lead for good – to go with five rebounds (Jan. 3).
- Raised his scoring average by 4.9 points from his freshman to sophomore season, while improving his field goal mark by 12.4 percent and his 3-point clip by 15.8 percent.

PERSONAL

BIRTHDAY

October 22, 2004

CAREER AMBITIONS

Coach or trainer

CAREER BESTS

POINTS

S: 10, vs. Florida, 1/3/26

C: 24, vs. LIU, 12/14/24

REBOUNDS

S: 5, vs. Florida, 1/3/26

C: 8, vs. Alabama State, 12/30/24

ASSISTS

S: n/a

C: 5, vs. Alabama, 2/19/25

BLOCKED SHOTS

S: n/a

C: 1, 9x (last at Arkansas, 2/22/25)

STEALS

S: 1, vs. Florida, 1/3/26

C: 3, 2x (last vs. LIU, 12/14/24)

MINUTES

S: 19, vs. Florida, 1/3/26

C: 33, vs. Ole Miss, 1/25/25

FIELD GOALS MADE

S: 3, vs. Florida, 1/3/26

C: 8, vs. LIU, 12/14/24

3-POINT FIELD GOALS MADE

S: 2, vs. Florida, 1/3/26

C: 5, vs. LIU, 12/14/24

FREE THROWS MADE

S: 2, vs. Florida, 1/3/26

C: 5, vs. Pacific, 11/22/24

MISCELLANEOUS

	SEASON	CAREER
Led MU in Points	0	1
Led MU in Rebounds	0	1
Led MU in Assists	0	3
20+ Points	0	1
10+ Points	1	9
10+ Rebounds	0	0
5+ Assists	0	1
Double-Doubles	0	0

2025-26 GAME-BY-GAME STATISTICS

Opponent	GS	Min	FG	FGA	3FG	3FGA	FT	FTA	OFF	DEF	REB	PF	AST	TO	STL	BLK	PTS
at Howard																	
SEMO																	
VMI																	
MINNESOTA																	
PRAIRIE VIEW A&M																	
SOUTH DAKOTA																	
SOUTH CAROLINA STATE																	
CLEVELAND STATE																	
at Notre Dame																	
at Kansas																	
ALABAMA STATE																	
BETHUNE-COOKMAN																	
vs. Illinois																	
FLORIDA		19	3	5	2	4	2	4	1	4	5	1	0	0	1	0	10
at Kentucky																	
at Ole Miss																	
AUBURN																	
at LSU																	
GEORGIA																	
OKLAHOMA																	
at Alabama																	
MISSISSIPPI STATE																	
at South Carolina																	
at Texas A&M																	
TEXAS																	
VANDERBILT																	
at Arkansas																	
TENNESSEE																	
at Mississippi State																	
at Oklahoma																	
ARKANSAS																	



12 SEBASTIAN MACK



@S_mack1221



@_bazmack_

Junior | Guard | 6-3 | 195 | Chicago, Ill. | UCLA

CAREER STATISTICS

Season	TM	GP-GS	Min/Avg	FG	FGA	FG%	3PM	3PA	3P%	FTM	FTA	FT%	O	D	REB	AVG	PF	FO	AST	TO	BLK	STL	PTS	AVG
23-24	UCLA	33-30	882/26.7	123	318	38.7	28	99	28.3	125	172	72.7	21	97	118	3.6	77	0	52	52	2	44	399	12.1
24-25	UCLA	34- 1	713/21.0	101	237	42.6	22	70	31.4	101	136	74.3	10	62	72	2.1	59	2	59	47	1	31	325	9.6
25-26	MIZ	14- 9	272/19.4	45	106	42.5	9	30	30.0	19	29	65.5	4	16	20	1.4	21	0	9	18	1	16	118	8.4
TOTAL		81-40	1867/23.0	269	661	40.7	59	199	29.6	245	337	72.7	35	175	210	2.6	157	2	120	117	4	91	842	10.4

CAREER HONORS

- 2023-24 All-Pac 12 Freshman Team

2025-26 NOTES

- Scored a season-best 17 points versus No. 20 Illinois, including sinking all three of his 3-point attempts (Dec. 22).
- Averaged 10.8 points in two seasons with UCLA.
- Led the Bruins in free throws in both of his seasons, making 125 in 2023-24 and 101 in 2024-25.

PERSONAL

BIRTHDAY

February 13, 2004

CAREER AMBITIONS

Sports broadcasting or personal finance

SEASON & CAREER BESTS

POINTS

S: 17, vs. Illinois, 12/22/25

C: 27, vs. Cal State Northridge, 12/19/23

REBOUNDS

S: 4, vs. Cleveland State, 11/28/25

C: 7, 2x (last vs. Michigan, 1/7/25)

ASSISTS

S: 2, 3x (last vs. SCSU, 11/25/25)

C: 6, at Nebraska, 1/4/25

BLOCKED SHOTS

S: 1, vs. Minnesota, 11/12/25

C: 1, 4x (last vs. Minnesota, 11/12/25)

STEALS

S: 4, vs. Cleveland State, 11/28/25

C: 5, vs. Chaminade, 11/21/23

MINUTES

S: 30, vs. VMI, 11/9/25

C: 39, vs. Maryland, 12/22/23

FIELD GOALS MADE

S: 6, 2x (last vs. Illinois, 12/22/25)

C: 7, 4x (last vs. Colorado, 2/15/24)

3-POINT FIELD GOALS MADE

S: 3, vs. Illinois, 12/22/25

C: 4, at Stanford, 2/7/24

FREE THROWS MADE

S: 5, vs. South Carolina St, 11/25/25

C: 15, vs. Idaho State, 11/20/24

MISCELLANEOUS

	SEASON	CAREER
Led MU in Points	1	1
Led MU in Rebounds	0	0
Led MU in Assists	0	0
20+ Points	0	7
10+ Points	8	45
10+ Rebounds	0	0
5+ Assists	0	3
Double-Doubles	0	0

2025-26 GAME-BY-GAME STATISTICS

Opponent	GS	Min	FG	FGA	3FG	3FGA	FT	FTA	OFF	DEF	REB	PF	AST	TO	STL	BLK	PTS
at Howard	*	19	4	11	0	3	1	4	0	1	1	1	2	0	1	0	9
SEMO	*	19	5	9	0	1	1	1	0	1	1	0	0	0	0	0	11
VMI	*	30	5	13	0	2	4	6	2	1	3	3	2	1	2	0	14
MINNESOTA	*	21	5	8	2	3	2	2	0	0	0	2	1	2	1	1	14
PRAIRIE VIEW A&M	*	25	1	7	0	1	0	0	0	3	3	1	0	2	1	0	2
SOUTH DAKOTA	*	21	6	11	0	1	1	2	0	1	1	3	0	1	1	0	13
SOUTH CAROLINA STATE	*	29	3	10	1	4	5	6	0	2	2	4	2	3	1	0	12
CLEVELAND STATE	*	25	4	10	2	7	0	0	1	3	4	0	1	3	4	0	10
at Notre Dame	*	6	1	4	0	2	0	0	0	1	1	0	0	1	1	0	2
at Kansas		11	1	3	0	0	1	2	1	1	2	0	0	0	1	0	3
ALABAMA STATE		16	4	7	1	2	1	2	0	0	0	2	1	2	1	0	10
BETHUNE-COOKMAN		18	0	2	0	1	1	2	0	0	0	2	0	2	1	0	1
vs. Illinois		26	6	11	3	3	2	2	0	2	2	2	0	0	1	0	17
FLORIDA		6	0	0	0	0	0	0	0	0	0	1	0	1	0	0	0
at Kentucky																	
at Ole Miss																	
AUBURN																	
at LSU																	
GEORGIA																	
OKLAHOMA																	
at Alabama																	
MISSISSIPPI STATE																	
at South Carolina																	
at Texas A&M																	
TEXAS																	
VANDERBILT																	
at Arkansas																	
TENNESSEE																	
at Mississippi State																	
at Oklahoma																	
ARKANSAS																	



14 JEVON PORTER

Senior | Forward | 6-11 | 230 | Columbia, Mo. | Loyola Marymount

CAREER STATISTICS

Season	TM	GP-GS	Min/Avg	FG	FGA	FG%	3PM	3PA	3P%	FTM	FTA	FT%	O	D	REB	AVG	PF	FO	AST	TO	BLK	STL	PTS	AVG
22-23	PEP	31-31	879/28.4	141	291	48.5	34	97	35.1	60	85	70.6	69	153	222	7.2	99	6	27	57	27	29	376	12.1
23-24	PEP	21-18	661/31.5	121	285	42.5	28	94	29.8	71	92	77.2	54	70	124	5.9	49	0	35	36	21	16	341	16.2
24-25	LMU	31-30	958/30.9	137	348	39.4	48	152	31.6	64	94	68.1	62	160	222	7.2	94	4	59	58	35	25	386	12.5
25-26	MIZ	12-10	210/17.5	28	57	49.1	7	28	25.0	11	17	64.7	18	30	48	4.0	17	0	19	8	2	9	74	6.2
TOTAL		95-89	2709/28.5	427	981	43.5	117	371	31.5	206	288	71.5	203	413	616	6.5	259	10	140	159	85	79	1177	12.4

2025-26 NOTES

- Missed Mizzou's last two games with a leg injury.
- Recorded his first double-double as a Tiger versus South Dakota, totaling 19 points and 12 rebounds. Also made all nine of his field goals, becoming the first Tiger to shoot 100 percent with a double-double in 14 seasons (Nov. 20).
- One of 11 players nationally to total at least 350 points, 200 rebounds, 40 made 3-pointers and 35 blocks last season.
- Brother of current Brooklyn Nets player and former Mizzou standout, Michael Porter Jr.

PERSONAL

BIRTHDAY

June 27, 2003

CAREER AMBITIONS

Artist using a variety of visual media

SEASON & CAREER BESTS

POINTS

S: 19, vs. South Dakota, 11/20/25

C: 30, vs. BYU, 2/9/23

REBOUNDS

S: 12, vs. South Dakota, 11/20/25

C: 14, vs. George Washington, 12/23/22

ASSISTS

S: 4, vs. South Carolina St, 11/25/25

C: 9, vs. Prairie View A&M, 12/14/24

BLOCKED SHOTS

S: 1, vs. VMI, 11/9/25

C: 4, 2x (last vs. Wyoming, 11/27/24)

STEALS

S: 2, 4x (last at Kansas, 12/7/25)

C: 5, 2x (last at Gonzaga, 1/4/24)

MINUTES

S: 28, at Howard, 11/3/25

C: 42, vs. Portland, 2/4/23

FIELD GOALS MADE

S: 9, vs. South Dakota, 11/20/25

C: 11, 2x (last vs. Wyoming, 11/27/24)

3-POINT FIELD GOALS MADE

S: 2, 2x (last vs. SCSU, 11/25/25)

C: 6, vs. Wyoming, 11/27/24

FREE THROWS MADE

S: 4, vs. Prairie View A&M, 11/17/25

C: 10, vs. Pacific, 3/7/24

MISCELLANEOUS

	SEASON	CAREER
Led MU in Points	0	0
Led MU in Rebounds	1	1
Led MU in Assists	0	0
30+ Points	0	1
20+ Points	0	14
10+ Points	2	61
10+ Rebounds	1	20
5+ Assists	0	3
Double-Doubles	1	18

2025-26 GAME-BY-GAME STATISTICS

Opponent	GS	Min	FG	FGA	3FG	3FGA	FT	FTA	OFF	DEF	REB	PF	AST	TO	STL	BLK	PTS
at Howard	*	28	2	4	1	2	2	2	4	2	6	1	1	0	0	0	7
SEMO	*	19	1	2	0	0	1	2	0	2	2	3	2	2	1	0	3
VMI	*	25	3	6	0	3	2	4	4	5	9	4	1	3	0	1	8
MINNESOTA	*	11	0	1	0	1	0	0	0	0	0	0	1	0	0	0	0
PRAIRIE VIEW A&M	*	17	3	7	2	6	4	4	0	2	2	2	3	0	2	0	12
SOUTH DAKOTA	*	24	9	9	0	0	1	1	4	8	12	3	1	2	2	0	19
SOUTH CAROLINA STATE	*	22	2	6	2	5	0	0	0	5	5	2	4	0	0	0	6
CLEVELAND STATE	*	18	4	10	1	5	0	0	2	4	6	1	2	1	2	0	9
at Notre Dame	*	12	0	2	0	1	0	2	1	2	3	1	2	0	0	0	0
at Kansas	*	16	1	5	1	4	1	2	3	0	3	0	1	0	2	1	4
ALABAMA STATE		1	0	0	0	0	0	0	0	0	0	0	0	0	0	0	0
BETHUNE-COOKMAN		16	3	5	0	1	0	0	0	0	0	0	1	0	0	0	6
vs. Illinois																	Did Not Play
FLORIDA																	Did Not Play
at Kentucky																	
at Ole Miss																	
AUBURN																	
at LSU																	
GEORGIA																	
OKLAHOMA																	
at Alabama																	
MISSISSIPPI STATE																	
at South Carolina																	
at Texas A&M																	
TEXAS																	
VANDERBILT																	
at Arkansas																	
TENNESSEE																	
at Mississippi State																	
at Oklahoma																	
ARKANSAS																	



15 SHAWN PHILLIPS JR.

@theeshawnphillips

Senior | Center | 7-0 | 245 | Dayton, Ohio | Arizona State

CAREER STATISTICS

Season	TM	GP-GS	Min/Avg	FG	FGA	FG%	3PM	3PA	3P%	FTM	FTA	FT%	O	D	REB	AVG	PF	FO	AST	TO	BLK	STL	PTS	AVG
22-23	LSU	20-0	147/7.4	10	22	45.5	0	0	0.0	7	13	53.8	18	25	43	2.2	27	0	4	6	7	4	27	1.4
23-24	ASU	24-12	346/14.4	57	103	55.3	0	0	0.0	17	35	48.6	26	53	79	3.3	68	3	9	28	26	9	131	5.5
24-25	ASU	31-12	558/18.0	67	117	57.3	0	0	0.0	33	55	60.0	47	114	161	5.2	92	4	18	42	34	6	167	5.4
25-26	MIZ	12-12	222/18.5	40	60	66.7	0	0	0.0	12	27	44.4	16	46	62	5.2	30	0	11	27	17	3	92	7.7
TOTAL		87-36	1273/14.6	174	302	57.6	0	0	0.0	69	130	53.1	107	238	345	4.0	217	7	42	103	84	22	417	4.8

2025-26 NOTES

- Leads the Tigers, ranks eighth in the SEC and 120th nationally with 1.42 blocks per game.
- Second on the team with 5.2 rebounds per game.
- Tallied a double-double in Mizzou's season-opening win – recording a team-best and career-high 16 points to go with 11 boards. He is the first Tiger to collect a double-double in his Mizzou debut since Ronnie DeGray in 2021 (Nov. 3).
- Started 12 of the final 13 games at Arizona State in 2024-25, tallying 7.8 points, 7.0 rebounds and 1.8 blocks per game.

PERSONAL

BIRTHDAY

April 13, 2004

SEASON & CAREER BESTS

POINTS

S: 17, vs. South Carolina St, 11/25/25

C: 17, vs. South Carolina St, 11/25/25

REBOUNDS

S: 13, vs. Prairie View A&M, 11/17/25

C: 14, vs. Kansas State, 3/11/25

ASSISTS

S: 3, vs. Cleveland State, 11/28/25

C: 3, 3x (last vs. Cleveland St, 11/28/25)

BLOCKED SHOTS

S: 3, 4x (last vs. Bethune-Cook, 12/14/25)

C: 4, vs Iowa State, 1/25/25

STEALS

S: 2, vs. SEMO, 11/7/25

C: 2, vs. SEMO, 11/7/25

MINUTES

S: 24, at Notre Dame, 12/2/25

C: 36, vs. BYU, 2/26/25

FIELD GOALS MADE

S: 8, at Howard, 11/3/25

C: 8, at Howard, 11/3/25

3-POINT FIELD GOALS MADE

S: n/a

C: n/a

FREE THROWS MADE

S: 3, vs. South Carolina St, 11/25/25

C: 5, vs. BYU, 2/26/25

MISCELLANEOUS

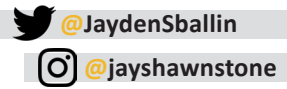
	SEASON	CAREER
Led MU in Points	2	2
Led MU in Rebounds	5	5
Led MU in Assists	0	0
20+ Points	0	0
10+ Points	3	13
10+ Rebounds	2	5
5+ Assists	0	0
Double-Doubles	2	5

2025-26 GAME-BY-GAME STATISTICS

Opponent	GS	Min	FG	FGA	3FG	3FGA	FT	FTA	OFF	DEF	REB	PF	AST	TO	STL	BLK	PTS
at Howard	*	20	8	9	0	0	0	2	2	9	11	3	0	6	0	0	16
SEMO	*	21	3	5	0	0	1	4	1	4	5	3	2	4	2	3	7
VMI																	
MINNESOTA	*	13	0	1	0	0	0	0	0	1	1	3	1	1	0	1	0
PRAIRIE VIEW A&M	*	19	5	10	0	0	2	4	3	10	13	1	1	2	0	0	12
SOUTH DAKOTA																	
SOUTH CAROLINA STATE	*	15	7	8	0	0	3	5	5	3	8	1	1	2	0	2	17
CLEVELAND STATE	*	16	2	2	0	0	2	2	1	4	5	3	3	1	1	3	6
at Notre Dame	*	24	3	5	0	0	0	1	0	2	2	3	0	1	0	0	6
at Kansas	*	20	3	6	0	0	1	2	1	3	4	3	1	2	0	2	7
ALABAMA STATE	*	22	3	3	0	0	1	2	1	4	5	3	1	1	0	3	7
BETHUNE-COOKMAN	*	17	2	4	0	0	0	0	1	3	4	1	0	3	0	3	4
vs. Illinois	*	17	3	4	0	0	0	0	1	0	1	2	0	2	0	0	6
FLORIDA	*	20	1	3	0	0	2	5	0	3	3	4	1	2	0	0	4
at Kentucky																	
at Ole Miss																	
AUBURN																	
at LSU																	
GEORGIA																	
OKLAHOMA																	
at Alabama																	
MISSISSIPPI STATE																	
at South Carolina																	
at Texas A&M																	
TEXAS																	
VANDERBILT																	
at Arkansas																	
TENNESSEE																	
at Mississippi State																	
at Oklahoma																	
ARKANSAS																	



17 JAYDEN STONE



Graduate | Guard | 6-4 | 185 | Perth, Australia | West Virginia

CAREER STATISTICS

Season	TM	GP-GS	Min/Avg	FG	FGA	FG%	3PM	3PA	3P%	FTM	FTA	FT%	O	D	REB	AVG	PF	FO	AST	TO	BLK	STL	PTS	AVG
20-21	GCU	15- 0	199/13.3	19	56	33.9	9	31	29.0	10	10	100.0	2	15	17	1.1	9	0	19	10	0	9	57	3.8
21-22	GCU	15- 0	128/8.5	14	28	50.0	4	12	33.3	13	18	72.2	7	17	24	1.6	8	0	6	6	0	2	45	3.0
22-23	UDM	13-13	408/31.4	62	126	49.2	27	52	51.9	30	35	85.7	9	60	69	5.3	20	0	28	16	1	8	181	13.9
23-24	UDM	26-25	934/35.9	188	445	42.2	62	199	31.2	104	131	79.4	23	122	145	5.6	45	0	69	66	7	40	542	20.8
25-26	MIZ	7- 1	180/25.7	32	54	59.3	12	30	40.0	13	19	68.4	5	28	33	4.7	11	0	18	7	1	8	89	12.7
TOTAL		76-39	1849/24.3	315	709	44.4	114	324	35.2	170	213	79.8	46	242	288	3.8	93	0	140	105	9	67	914	12.0

2025-26 NOTES

- Missed seven games from Nov. 25 to Dec. 22 with a hand injury.
- Returned to the lineup on Saturday, scoring nine points (including the team's first eight points).
- Also missed the 2024-25 season with West Virginia due to an injury.
- Tallied double figures in the first six games of the season – the first Tiger to do so in his first six career games at Mizzou since Jordan Clarkson in 2013-14.
- Ranked 22nd nationally in scoring during the 2023-24 campaign, averaging 20.8 points per game with Detroit Mercy.

PERSONAL

BIRTHDAY

November 10, 2000

CAREER AMBITIONS

Psychology field

SEASON & CAREER BESTS

POINTS

S: 16, vs. VMI, 11/9/25

C: 36, at Robert Morris, 1/17/24

REBOUNDS

S: 7, vs. VMI, 11/9/25

C: 12, vs. Rochester Christian, 11/8/22

ASSISTS

S: 5, 2x (last vs. PV A&M, 11/17/25)

C: 10, at Milwaukee, 1/25/24

BLOCKED SHOTS

S: 1, vs. SEMO, 11/7/25

C: 2, at Northern Kentucky, 2/10/24

STEALS

S: 2, 2x (last vs. S Dakota, 11/20/25)

C: 6, vs. Ball State, 12/6/23

MINUTES

S: 28, 2x (last vs. Florida, 1/3/26)

C: 49, at Robert Morris, 1/17/24

FIELD GOALS MADE

S: 7, vs. VMI, 11/9/25

C: 12, 2x (last at Robert Morris, 1/17/24)

3-POINT FIELD GOALS MADE

S: 3, at Howard, 11/3/25

C: 6, at Northern Kentucky, 1/8/23

FREE THROWS MADE

S: 5, vs. South Dakota, 11/20/25

C: 8, 5x (last vs PFW, 2/17/24)

MISCELLANEOUS

	SEASON	CAREER
Led MU in Points	0	0
Led MU in Rebounds	0	0
Led MU in Assists	1	1
30+ Points	0	3
20+ Points	0	20
10+ Points	6	38
10+ Rebounds	0	2
5+ Assists	2	5
Double-Doubles	0	3

2025-26 GAME-BY-GAME STATISTICS

Opponent	GS	Min	FG	FGA	3FG	3FGA	FT	FTA	OFF	DEF	REB	PF	AST	TO	STL	BLK	PTS
at Howard		27	5	7	3	4	0	0	0	5	5	1	3	3	1	0	13
SEMO		27	5	9	3	7	1	2	1	1	2	2	2	1	0	1	14
VMI		22	7	10	0	2	2	2	3	4	7	2	5	1	1	0	16
MINNESOTA		23	4	7	1	4	4	5	0	3	3	1	0	0	2	0	13
PRAIRIE VIEW A&M		28	5	8	2	4	0	0	1	3	4	2	5	1	1	0	12
SOUTH DAKOTA		24	3	5	1	3	5	6	0	6	6	0	1	1	2	0	12
SOUTH CAROLINA STATE																	
CLEVELAND STATE																	
at Notre Dame																	
at Kansas																	
ALABAMA STATE																	
BETHUNE-COOKMAN																	
vs. Illinois																	
FLORIDA	*	28	3	8	2	6	1	4	0	6	6	3	2	0	1	0	9
at Kentucky																	
at Ole Miss																	
AUBURN																	
at LSU																	
GEORGIA																	
OKLAHOMA																	
at Alabama																	
MISSISSIPPI STATE																	
at South Carolina																	
at Texas A&M																	
TEXAS																	
VANDERBILT																	
at Arkansas																	
TENNESSEE																	
at Mississippi State																	
at Oklahoma																	
ARKANSAS																	



24 NICHOLAS RANDALL

@24_butta

@24_.butta

Freshman | Guard / Forward | 6-9 | 240 | St. Louis, Mo. | AZ Compass Prep

CAREER STATISTICS

Season	TM	GP-GS	Min/Avg	FG	FGA	FG%	3PM	3PA	3P%	FTM	FTA	FT%	O	D	REB	AVG	PF	FO	AST	TO	BLK	STL	PTS	AVG
25-26	MIZ	10-0	59/5.9	3	6	50.0	0	2	0.0	2	4	50.0	4	5	9	0.9	8	1	2	4	1	3	8	0.8

2025-26 NOTES

- One of two freshmen on the roster in 2025-26.
- Ranked as high as the nation's No. 78 player by ESPN.

PERSONAL

BIRTHDAY

December 29, 2006

CAREER AMBITIONS

Stay in basketball, possibly as a coach or broadcaster

CAREER BESTS

POINTS

3, vs. VMI, 11/9/25

REBOUNDS

2, 2x (last vs. Florida, 1/3/26)

ASSISTS

1, 2x (last vs. S Carolina St, 11/25/25)

BLOCKED SHOTS

1, vs. Bethune-Cookman, 12/14/25

STEALS

1, 3x (last at Kansas, 12/7/25)

MINUTES

13, vs. Illinois, 12/22/25

FIELD GOALS MADE

1, 3x (last vs. S Carolina St, 11/25/25)

3-POINT FIELD GOALS MADE

n/a

FREE THROWS MADE

1, 2x (last vs. Cleveland St, 11/28/25)

MISCELLANEOUS

	SEASON	CAREER
Led MU in Points	0	0
Led MU in Rebounds	0	0
Led MU in Assists	0	0
20+ Points	0	0
10+ Points	0	0
10+ Rebounds	0	0
5+ Assists	0	0
Double-Doubles	0	0

2025-26 GAME-BY-GAME STATISTICS

Opponent	GS	Min	FG	FGA	3FG	3FGA	FT	FTA	OFF	DEF	REB	PF	AST	TO	STL	BLK	PTS
at Howard																	
SEMO																	
VMI	6	1	1	0	0	0	1	1	0	1	1	0	0	0	1	0	3
MINNESOTA	6	0	0	0	0	0	0	0	1	0	1	1	0	0	0	0	0
PRAIRIE VIEW A&M	4	0	0	0	0	0	0	0	0	0	0	5	1	2	1	0	0
SOUTH DAKOTA	7	1	1	0	0	0	0	0	0	1	1	0	0	0	0	0	2
SOUTH CAROLINA STATE	5	1	1	0	0	0	0	0	1	0	1	0	1	0	0	0	2
CLEVELAND STATE	3	0	1	0	1	1	2	0	0	0	0	0	0	0	0	0	1
at Notre Dame																	
at Kansas	7	0	0	0	0	0	0	0	0	0	0	1	0	0	1	0	0
ALABAMA STATE																	
BETHUNE-COOKMAN	3	0	0	0	0	0	0	0	0	1	1	1	0	1	0	1	0
vs. Illinois	13	0	1	0	1	0	1	1	1	1	2	0	0	1	0	0	0
FLORIDA	6	0	1	0	0	0	0	0	1	1	2	0	0	0	0	0	0
at Kentucky																	
at Ole Miss																	
AUBURN																	
at LSU																	
GEORGIA																	
OKLAHOMA																	
at Alabama																	
MISSISSIPPI STATE																	
at South Carolina																	
at Texas A&M																	
TEXAS																	
VANDERBILT																	
at Arkansas																	
TENNESSEE																	
at Mississippi State																	
at Oklahoma																	
ARKANSAS																	



25 MARK MITCHELL



@Mark_mitchell25



@mark.mitchell25

Senior | Guard / Forward | 6-9 | 230 | Kansas City, Kan. | Duke

CAREER STATISTICS

Season	TM	GP-GS	Min/Avg	FG	FGA	FG%	3PM	3PA	3P%	FTM	FTA	FT%	O	D	REB	AVG	PF	FO	AST	TO	BLK	STL	PTS	AVG
22-23	DUKE	35-35	948/27.1	114	243	46.9	19	54	35.2	71	93	76.3	47	111	158	4.5	35	0	42	46	18	22	318	9.1
23-24	DUKE	33-32	945/28.6	136	252	54.0	11	40	27.5	99	159	62.3	74	123	197	6.0	54	1	36	38	24	26	382	11.6
24-25	MIZ	33-33	917/27.8	152	301	50.5	13	50	26.0	142	212	67.0	47	107	154	4.7	54	0	64	53	25	32	459	13.9
25-26	MIZ	14-14	431/30.8	83	147	56.5	4	20	20.0	67	98	68.4	27	49	76	5.4	18	0	41	32	7	11	237	16.9
TOTAL		115-114	3240/28.2	485	943	51.4	47	164	28.7	379	562	67.4	195	390	585	5.1	161	1	183	169	74	91	1396	12.1

CAREER HONORS

- 2025-26 Oscar Robertson Trophy Preseason Watch List
- 2025-26 Preseason All-SEC Second Team (Media & Coaches)
- 2024-25 NABC All-Central District Second Team
- 2024-25 All-SEC Second Team (Media)
- 2024-25 All-SEC Third Team (Coaches)

2025-26 NOTES

- Team captain.
- Named to the Oscar Robertson Trophy Preseason Watch List and Preseason All-SEC Second Team.
- Leads Mizzou in scoring and rebounds, while ranking second in assists.
- One of eight players in a power conference to have totaled 225 points, 75 rebounds and 40 assists this season.
- Ranked 53rd nationally with 98 free-throw attempts in 2025-26.
- Tallied 29 points on just 14 field-goal attempts (shooting 12-of-14 overall) versus Southeast Missouri. He is the first Tiger to score 29 points, while shooting at least 85 percent in the last 20 seasons (Nov. 7).
- Added his second-straight 20-plus point game to go with his first double-double as a Tiger with 24 points and 10 boards against VMI (Nov. 9).
- Led Mizzou with 13.9 points in 2024-25 – his 13.9 average is the highest by a returning Tiger since 2011-12.

2025-26 GAME-BY-GAME STATISTICS

Opponent	GS	Min	FG	FGA	3FG	3FGA	FT	FTA	OFF	DEF	REB	PF	AST	TO	STL	BLK	PTS
at Howard	*	25	4	6	0	0	1	4	4	2	6	4	2	1	1	0	9
SEMO	*	31	12	14	0	0	5	11	2	3	5	1	3	6	1	1	29
VMI	*	33	7	13	0	1	10	13	1	9	10	1	3	2	1	1	24
MINNESOTA	*	36	6	11	0	3	6	8	0	6	6	1	6	3	0	0	18
PRAIRIE VIEW A&M	*	27	3	5	0	0	4	5	3	2	5	1	2	2	0	1	10
SOUTH DAKOTA	*	28	7	12	0	0	8	11	2	3	5	1	2	4	1	0	22
SOUTH CAROLINA STATE	*	26	5	8	0	1	5	6	4	3	7	0	6	1	0	0	15
CLEVELAND STATE	*	30	3	4	0	1	4	4	2	4	6	1	4	1	0	0	10
at Notre Dame	*	38	8	17	1	4	9	11	0	5	5	2	1	3	2	1	26
vs. Kansas	*	32	7	15	1	3	6	11	3	4	7	1	1	3	0	0	21
ALABAMA STATE	*	35	6	10	0	0	3	4	0	4	4	0	3	3	0	0	15
BETHUNE-COOKMAN	*	28	8	12	1	2	2	3	4	3	7	1	3	2	4	0	19
vs. Illinois	*	27	2	6	0	2	1	2	1	1	2	1	2	0	1	1	5
FLORIDA	*	36	5	14	1	3	3	5	1	0	1	3	3	1	0	2	14
at Kentucky																	
at Ole Miss																	
AUBURN																	
at LSU																	
GEORGIA																	
OKLAHOMA																	
at Alabama																	
MISSISSIPPI STATE																	
at South Carolina																	
at Texas A&M																	
TEXAS																	
VANDERBILT																	
at Arkansas																	
TENNESSEE																	
at Mississippi State																	
at Oklahoma																	
ARKANSAS																	

PERSONAL

BIRTHDAY

September 1, 2003

CAREER AMBITIONS

Sports Agent

SEASON & CAREER BESTS

POINTS

S: 29, vs. SEMO, 11/7/25

C: 31, vs. Alabama, 2/19/25

REBOUNDS

S: 10, vs. VMI, 11/9/25

C: 14, at Notre Dame, 1/6/24

ASSISTS

S: 6, 2x (last vs. SCSU, 11/25/25)

C: 6, 3x (last vs. SCSU, 11/25/25)

BLOCKED SHOTS

S: 2, vs. Florida, 1/3/26

C: 3, 4x (last vs. Jax State, 12/17/24)

STEALS

S: 4, vs. Bethune-Cookman, 12/14/25

C: 5, vs. MVSU, 11/14/24

MINUTES

S: 38, at Notre Dame, 12/2/25

C: 41, at Vanderbilt, 3/1/25

FIELD GOALS MADE

S: 12, vs. SEMO, 11/7/25

C: 12, vs. SEMO, 11/7/25

3-POINT FIELD GOALS MADE

S: 1, 3x (last vs. Bethune-Cook, 12/14/25)

C: 2, 10x (last vs. Kentucky, 3/8/25)

FREE THROWS MADE

S: 10, vs. VMI, 11/9/25

C: 13, vs. Oklahoma, 2/12/25

MISCELLANEOUS

	SEASON	CAREER
Led MU in Points	6	15
Led MU in Rebounds	4	17
Led MU in Assists	4	9
30+ Points	0	1
20+ Points	5	16
10+ Points	12	72
10+ Rebounds	1	4
5+ Assists	2	5
Double-Doubles	1	4



35 JACOB CREWS

@JacobCrews0

@j_crews35

Graduate | Guard / Forward | 6-8 | 215 | Hilliard, Fla. | UT Martin

CAREER STATISTICS

Season	TM	GP-GS	Min/Avg	FG	FGA	FG%	3PM	3PA	3P%	FTM	FTA	FT%	O	D	REB	AVG	PF	FO	AST	TO	BLK	STL	PTS	AVG
20-21	UNF	22- 3	291/13.2	34	108	31.5	25	83	30.1	7	8	87.5	11	31	42	1.9	16	0	6	13	5	7	100	4.5
21-22	UNF	9- 0	97/10.8	8	36	22.2	6	28	21.4	1	2	50.0	5	11	16	1.8	4	0	5	9	3	1	23	2.6
23-24	UTM	32-32	1066/33.3	206	425	48.5	89	215	41.4	111	136	81.6	65	198	263	8.2	49	0	34	42	15	26	612	19.1
24-25	MIZ	33- 0	426/12.9	65	172	37.8	40	119	33.6	14	19	73.7	24	45	69	2.1	32	0	11	8	3	10	184	5.6
25-26	MIZ	14- 4	346/24.7	63	116	54.3	38	75	50.7	30	37	81.1	24	41	65	4.6	25	0	5	10	2	6	194	13.9
TOTAL		110-39	2227/20.2	376	857	43.9	198	520	38.1	163	202	80.7	129	326	455	4.1	126	0	61	82	28	50	1113	10.1

PERSONAL

BIRTHDAY

July 17, 2000

CAREER AMBITIONS

Sales – cars or real estate

SEASON & CAREER BESTS

POINTS

S: 22, at Notre Dame, 12/2/25

C: 35, vs. Little Rock, 1/13/24

REBOUNDS

S: 8, 3x (last vs. Cleveland St, 11/28/25)

C: 17, vs. Brescia, 11/13/23

ASSISTS

S: 1, 5x (last vs. Illinois, 12/22/25)

C: 3, at McNeese State, 12/2/23

BLOCKED SHOTS

S: 1, 2x (last vs. Cleveland St, 11/28/25)

C: 2, 5x (last vs. Morehead St, 3/8/24)

STEALS

S: 2, vs. South Dakota, 11/20/25

C: 4, vs. North Alabama, 11/22/23

MINUTES

S: 32, vs. Bethune-Cookman, 12/14/25

C: 40, vs. Morehead State, 3/8/24

FIELD GOALS MADE

S: 8, vs. Bethune-Cookman, 12/14/25

C: 11, 2x (last vs. Morehead St, 2/17/24)

3-POINT FIELD GOALS MADE

S: 6, vs. Alabama State, 12/11/25

C: 6, 3x (last vs. Alabama St, 12/11/25)

FREE THROWS MADE

S: 9, vs. Florida, 1/3/26

C: 13, vs. Little Rock, 1/13/24

MISCELLANEOUS

	SEASON	CAREER
Led MU in Points	4	5
Led MU in Rebounds	4	4
Led MU in Assists	0	0
30+ Points	0	4
20+ Points	5	21
10+ Points	11	48
10+ Rebounds	0	9
5+ Assists	0	0
Double-Doubles	0	9

CAREER HONORS

- 2023-24 All-Ohio Valley Conference
- 2023-24 Ohio Valley Conference All-Newcomer Team
- 2023-24 NABC All-District First Team

2025-26 NOTES

- Ranks third nationally with a 3-point percentage of 50.7 and 85th with 2.71 triples per game.
- His 38 triples are 21 more than he last season through 14 contests (had 17 in 2024-25).
- Tallied 22 points at Notre Dame – his most in a Mizzou uniform (Dec. 2).
- Scored his 1,000th career point versus South Carolina State (Nov. 25).
- Tallied 7.8 points in the final 14 games of the 2024-25 season, shooting 38.9 percent from 3-point range.

2025-26 GAME-BY-GAME STATISTICS

Opponent	GS	Min	FG	FGA	3FG	3FGA	FT	FTA	OFF	DEF	REB	PF	AST	TO	STL	BLK	PTS
at Howard		12	4	7	2	3	0	0	2	1	3	0	0	0	0	1	10
SEMO		19	1	3	1	3	2	2	1	4	5	3	0	0	1	0	5
VMI		14	5	8	2	4	2	3	1	5	6	0	0	0	0	0	14
MINNESOTA		27	5	8	4	6	0	0	0	8	8	1	1	1	0	0	14
PRAIRIE VIEW A&M		24	7	10	4	5	2	3	4	4	8	1	0	1	0	0	20
SOUTH DAKOTA		21	4	7	3	5	4	4	1	1	2	3	1	1	2	0	15
SOUTH CAROLINA STATE		23	2	7	0	5	3	4	1	4	5	2	1	1	1	0	7
CLEVELAND STATE		28	7	15	4	10	2	2	4	4	8	1	0	2	1	1	20
at Notre Dame		31	6	11	5	10	5	6	1	1	2	4	0	1	0	0	22
at Kansas		25	4	10	3	7	0	0	0	1	1	3	0	0	0	0	11
ALABAMA STATE	*	30	7	9	6	8	0	0	2	2	4	0	0	1	0	0	20
BETHUNE-COOKMAN	*	32	8	9	3	4	1	2	2	3	5	2	1	1	1	0	20
vs. Illinois	*	29	1	9	1	4	0	1	2	2	4	3	1	1	0	0	3
FLORIDA	*	29	2	3	0	1	9	10	3	1	4	2	0	0	0	0	13
at Kentucky																	
at Ole Miss																	
AUBURN																	
at LSU																	
GEORGIA																	
OKLAHOMA																	
at Alabama																	
MISSISSIPPI STATE																	
at South Carolina																	
at Texas A&M																	
TEXAS																	
VANDERBILT																	
at Arkansas																	
TENNESSEE																	
at Mississippi State																	
at Oklahoma																	
ARKANSAS																	



45 LUKE NORTHWEATHER

@l_northweather
@luke.northweather

Junior | Forward | 6-11 | 235 | Jefferson City, Mo. | Oklahoma

CAREER STATISTICS

Season	TM	GP-GS	Min/Avg	FG	FGA	FG%	3PM	3PA	3P%	FTM	FTA	FT%	O	D	REB	AVG	PF	FO	AST	TO	BLK	STL	PTS	AVG
23-24	OKLA	25-0	214/8.6	17	42	40.5	8	30	26.7	9	11	81.8	11	27	38	1.5	21	0	11	9	8	3	51	2.0
24-25	OKLA	30-0	340/11.3	27	63	42.9	17	50	34.0	10	14	71.4	7	37	44	1.5	34	0	11	3	7	2	81	2.7
25-26	MIZ	14-2	236/16.9	21	43	48.8	13	30	43.3	4	7	57.1	17	30	47	3.4	27	0	11	6	4	5	59	4.2
TOTAL		69-2	790/11.5	65	148	43.9	38	110	34.5	23	32	71.9	35	94	129	1.9	82	0	33	18	19	10	191	2.8

2025-26 NOTES

- Scored in double figures for the first time at Mizzou with 10 points versus Cleveland State (Nov. 28).
- Collected a season-best 10 rebounds in his first career start in Mizzou's versus VMI (Nov. 9).
- Matched career highs with two made 3-pointers and 23 minutes played in the season opener versus Howard (Nov. 3).

PERSONAL

BIRTHDAY

August 28, 2003

CAREER AMBITIONS

Financial advisor or analyst

SEASON & CAREER BESTS

POINTS

S: 10, vs. Cleveland State, 11/28/25
C: 10, 3x (last vs. Cleveland St, 11/28/25)

REBOUNDS

S: 10, vs. VMI, 11/9/25
C: 10, vs. VMI, 11/9/25

ASSISTS

S: 3, vs. VMI, 11/9/25
C: 3, 3x (last vs. VMI, 11/9/25)

BLOCKED SHOTS

S: 1, 3x (last vs. Florida, 1/3/26)
C: 2, 2x (last vs. Arizona, 11/28/24)

STEALS

S: 2, 2x (last vs. VMI, 11/9/25)
C: 2, 2x (last vs. VMI, 11/9/25)

MINUTES

S: 26, vs. VMI, 11/9/25
C: 26, vs. VMI, 11/9/25

FIELD GOALS MADE

S: 4, vs. Cleveland State, 11/28/25
C: 4, 2x (last vs. Cleveland St, 11/28/25)

3-POINT FIELD GOALS MADE

S: 2, 2x (last vs. Minnesota, 11/12/25)
C: 2, 6x (last at Howard, 11/3/25)

FREE THROWS MADE

S: 2, vs. SEMO, 11/7/25
C: 3, at Arkansas, 1/25/25

MISCELLANEOUS

	SEASON	CAREER
Led MU in Points	0	0
Led MU in Rebounds	1	1
Led MU in Assists	0	0
20+ Points	0	0
10+ Points	1	3
10+ Rebounds	1	1
5+ Assists	0	0
Double-Doubles	0	0

2025-26 GAME-BY-GAME STATISTICS

Opponent	GS	Min	FG	FGA	3FG	3FGA	FT	FTA	OFF	DEF	REB	PF	AST	TO	STL	BLK	PTS
at Howard		23	2	5	2	3	1	2	0	5	5	1	2	1	0	1	7
SEMO		19	1	2	1	2	2	2	1	1	2	1	1	1	2	1	5
VMI	*	26	1	4	1	3	0	0	5	5	10	3	3	0	2	0	3
MINNESOTA		21	2	2	2	2	0	0	0	1	1	4	0	0	1	0	6
PRAIRIE VIEW A&M		16	1	2	1	2	1	2	0	6	6	2	1	0	0	0	4
SOUTH DAKOTA	*	20	1	3	1	1	0	0	2	0	2	2	2	1	0	0	3
SOUTH CAROLINA STATE		13	2	2	1	1	0	0	1	1	2	0	0	0	0	0	5
CLEVELAND STATE		15	4	7	2	5	0	0	2	4	6	0	0	1	0	1	10
at Notre Dame		16	0	1	0	1	0	1	1	1	2	2	1	0	0	0	0
at Kansas		13	1	4	1	4	0	0	1	0	1	3	0	0	0	0	3
ALABAMA STATE		21	3	4	0	1	0	0	2	2	4	1	1	1	0	0	6
BETHUNE-COOKMAN		14	3	6	1	4	0	0	0	3	3	3	0	0	0	0	7
vs. Illinois		13	0	0	0	0	0	0	1	1	2	2	0	0	0	0	0
FLORIDA		8	0	1	0	1	0	0	1	0	1	3	0	1	0	1	0
at Kentucky																	
at Ole Miss																	
AUBURN																	
at LSU																	
GEORGIA																	
OKLAHOMA																	
at Alabama																	
MISSISSIPPI STATE																	
at South Carolina																	
at Texas A&M																	
TEXAS																	
VANDERBILT																	
at Arkansas																	
TENNESSEE																	
at Mississippi State																	
at Oklahoma																	
ARKANSAS																	

Game Records

Record	Overall	Home	Away	Neutral
ALL GAMES	11-3	10-0	1-2	0-1
CONFERENCE	1-0	1-0	0-0	0-0
NON-CONFERENCE	10-3	9-0	1-2	0-1

Score by Periods

Team	1st	2nd	OT	TOT
Missouri	593	572	0	1165
Opponents	480	523	0	1003

Team Box Score

No.	Player				Total		3-Point		F-Throw		Rebounds											
		GP-GS	MIN	AVG	FG-FGA	FG%	3FG-3FGA	3FG%	FT-FTA	FT%	OFF	DEF	TOT	AVG	PF	DQ	A	TO	BLK	STL	PTS	AVG
25	MITCHELL, Mark	14-14	430:38	30.8	83-147	.565	4-20	.200	67-98	.684	27	49	76	5.4	18	0	41	32	7	11	237	16.9
35	CREWS, Jacob	14-4	345:40	24.7	63-116	.543	38-75	.507	30-37	.811	24	41	65	4.6	25	0	5	10	2	6	194	13.9
17	STONE, Jayden	7-1	179:34	25.7	32-54	.593	12-30	.400	13-19	.684	5	28	33	4.7	11	0	18	7	1	8	89	12.7
0	ROBINSON II, Anthony	14-14	418:57	29.9	53-117	.453	17-49	.347	38-55	.691	13	41	54	3.9	44	1	49	24	6	32	161	11.5
11	PIERCE, Trent	1-0	19:15	19.3	3-5	.600	2-4	.500	2-4	.500	1	4	5	5.0	1	0	0	0	0	1	10	10.0
12	MACK, Sebastian	14-9	271:45	19.4	45-106	.425	9-30	.300	19-29	.655	4	16	20	1.4	21	0	9	18	1	16	118	8.4
15	PHILLIPS JR., Shawn	12-12	222:17	18.5	40-60	.667	0-0	.000	12-27	.444	16	46	62	5.2	30	0	11	27	17	3	92	7.7
14	PORTER, Jevon	12-10	209:45	17.5	28-57	.491	7-28	.250	11-17	.647	18	30	48	4.0	17	0	19	8	2	9	74	6.2
5	BARRETT, T.O.	14-0	241:49	17.3	30-57	.526	2-12	.167	10-12	.833	10	12	22	1.6	30	1	36	20	1	12	72	5.1
6	BOATENG, Annor	8-4	129:56	16.2	13-38	.342	5-17	.294	8-12	.667	5	15	20	2.5	14	0	4	10	1	5	39	4.9
45	NORTHWEATHER, Luke	14-2	236:06	16.9	21-43	.488	13-30	.433	4-7	.571	17	30	47	3.4	27	0	11	6	4	5	59	4.2
7	BURNS, Trent	6-0	35:18	5.9	5-9	.556	1-4	.250	1-2	.500	0	6	6	1.0	4	0	2	4	2	0	12	2.0
24	RANDALL, Nicholas	10-0	59:00	5.9	3-6	.500	0-2	.000	2-4	.500	4	5	9	0.9	8	1	2	4	1	3	8	0.8
Team											28	26	54					9				
Total		14	2800		419-815	.514	110-301	.365	217-323	.672	172	349	521	37.2	250	3	207	179	45	111	1165	83.2
Opponents		14	2800		337-809	.417	136-378	.360	193-266	.726	144	278	422	30.1	264	6	182	176	41	86	1003	71.6

Team Statistics

	MO	OPP
Scoring	1165	1003
Points per game	83.2	71.6
Scoring margin	+11.6	-
Field goals-att	419-815	337-809
Field goal pct	.514	.417
3 point fg-att	110-301	136-378
3-point FG pct	.365	.360
3-pt FG made per game	7.9	9.7
Free throws-att	217-323	193-266
Free throw pct	.672	.726
F-Throws made per game	15.5	13.8
Rebounds	521	422
Rebounds per game	37.2	30.1
Rebounding margin	+7.1	-
Assists	207	182
Assists per game	14.8	13.0
Turnovers	179	176
Turnovers per game	12.8	12.6
Turnover margin	-0.2	-
Assist/turnover ratio	1.2	1.0
Steals	111	86
Steals per game	7.9	6.1
Blocks	45	41
Blocks per game	3.2	2.9
Winning streak	1	-
Home win streak	10	-
Attendance	90012	22699
Home games-Avg/Game	10-9001	3-7566
Neutral site-Avg/Game	-	1-18505

Team Results

Date	Opponent		Score	Att.
11/03/2025	at Howard	W	88-67	2312
11/07/2025	Southeast Mo. St.	W	89-84	11314
11/09/2025	VMI	W	106-68	7986
11/12/2025	Minnesota	W	83-60	8969
11/17/2025	Prairie View	W	91-73	7595
11/20/2025	South Dakota	W	102-68	8027
11/25/2025	South Carolina St.	W	98-66	7887
11/28/2025	Cleveland St.	W	86-59	9463
12/02/2025	at Notre Dame	L	71-76	4980
12/07/2025	at Kansas	L	60-80	15407
12/11/2025	Alabama St.	W	85-77	7976
12/14/2025	Bethune-Cookman	W	82-60	8049
12/22/2025	vs Illinois	L	48-91	18505
01/03/2026	Florida	W	76-74	12746

Game Records

Record	Overall	Home	Away	Neutral
ALL GAMES	1-0	1-0	0-0	0-0
CONFERENCE	1-0	1-0	0-0	0-0
NON-CONFERENCE	0-0	0-0	0-0	0-0

Score by Periods

Team	1st	2nd	OT	TOT
Missouri	39	37	0	76
Opponents	39	35	0	74

Team Box Score

No.	Player				Total		3-Point		F-Throw		Rebounds													
		GP-GS	MIN	AVG	FG-FGA	FG%	3FG-3FGA	3FG%	FT-FTA	FT%	OFF	DEF	TOT	AVG	PF	DQ	A	TO	BLK	STL	PTS	AVG		
0	ROBINSON II, Anthony	1-1	34:56	34.9	8-14	.571	2-5	.400	1-2	.500	2	6	8	8.0	2	0	5	1	0	2	19	19.0		
25	MITCHELL, Mark	1-1	35:27	35.5	5-14	.357	1-3	.333	3-5	.600	1	0	1	1.0	3	0	3	1	2	0	14	14.0		
35	CREWS, Jacob	1-1	29:12	29.2	2-3	.667	0-1	.000	9-10	.900	3	1	4	4.0	2	0	0	0	0	0	13	13.0		
11	PIERCE, Trent	1-0	19:15	19.3	3-5	.600	2-4	.500	2-4	.500	1	4	5	5.0	1	0	0	0	0	1	10	10.0		
17	STONE, Jayden	1-1	28:18	28.3	3-8	.375	2-6	.333	1-4	.250	0	6	6	6.0	3	0	2	0	0	1	9	9.0		
15	PHILLIPS JR., Shawn	1-1	19:24	19.4	1-3	.333	0-0	.000	2-5	.400	0	3	3	3.0	4	0	1	2	0	0	4	4.0		
5	BARRETT, T.O.	1-0	07:57	8.0	2-4	.500	0-0	.000	0-0	.000	1	0	1	1.0	0	0	0	1	0	0	4	4.0		
7	BURNS, Trent	1-0	05:40	5.7	1-2	.500	1-2	.500	0-0	.000	0	0	0	0.0	0	0	0	0	0	0	3	3.0		
45	NORTHWEATHER, Luke	1-0	07:14	7.2	0-1	.000	0-1	.000	0-0	.000	1	0	1	1.0	3	0	0	1	1	0	0	0.0		
12	MACK, Sebastian	1-0	06:22	6.4	0-0	.000	0-0	.000	0-0	.000	0	0	0	0.0	1	0	0	1	0	0	0	0.0		
24	RANDALL, Nicholas	1-0	06:14	6.2	0-1	.000	0-0	.000	0-0	.000	1	1	2	2.0	0	0	0	0	0	0	0	0.0		
Team											1	5	6				3							
Total		1	200		25-55	.455	8-22	.364	18-30	.600	11	26	37	37.0	19	0	11	10	3	4	76	76.0		
Opponents		1	200		26-63	.413	7-27	.259	15-20	.750	13	24	37	37.0	22	0	17	8	4	3	74	74.0		

Team Statistics

	MO	OPP
Scoring	76	74
Points per game	76.0	74.0
Scoring margin	+2.0	-
Field goals-att	25-55	26-63
Field goal pct	.455	.413
3 point fg-att	8-22	7-27
3-point FG pct	.364	.259
3-pt FG made per game	8.0	7.0
Free throws-att	18-30	15-20
Free throw pct	.600	.750
F-Throws made per game	18.0	15.0
Rebounds	37	37
Rebounds per game	37.0	37.0
Rebounding margin	0.0	-
Assists	11	17
Assists per game	11.0	17.0
Turnovers	10	8
Turnovers per game	10.0	8.0
Turnover margin	-2.0	-
Assist/turnover ratio	1.1	2.1
Steals	4	3
Steals per game	4.0	3.0
Blocks	3	4
Blocks per game	3.0	4.0
Winning streak	1	-
Home win streak	1	-
Attendance	12746	0
Home games-Avg/Game	1-12746	0-0
Neutral site-Avg/Game	-	0-0

Team Results

Date	Opponent		Score	Att.
01/03/2026	Florida	W	76-74	12746

TEAM STATS	POINTS	FG PCT	3PM/G	3FG PCT	FTM/G	FT PCT	REBS	ASSTS	T/O	PTS AGNT	FG PCT D	3P PCT D	BLKS	STLS
	83.2	51.4	7.9	36.5	15.5	67.2	37.2	14.8	12.8	71.6	41.7	36.0	3.2	7.9
SEC RANK	13	1	11	4	12	16	14	12	15	8	7	15	13	5



0 // ANTHONY ROBINSON II // JR

POINTS	ASST	FG PCT	3P PCT	FT PCT
11.5	3.5	45.3	34.7	69.1
CAREER BESTS PTS: 29 • REBS: 11 • ASST: 8 • STL: 6 • BLK: 2				

Team captain • SEC All-Defensive Team honoree – only returner from last season • Averaging 16.3 points and 4.3 assists in the last four games • Ranks 26th nationally with 2.29 steals.



1 // AARON ROWE // FR

POINTS	ASST	FG PCT	3P PCT	FT PCT
0.0	0.0	0.0	0.0	0.0
CAREER BESTS PTS: 0 • REBS: 0 • ASST: 0 • STL: 0 • BLK: 0				

Ranked as high as the nation's No. 53 recruit • Three-time all-state honoree.



5 // T.O BARRETT // SO

POINTS	ASST	FG PCT	3P PCT	FT PCT
5.1	2.6	52.6	16.7	83.3
CAREER BESTS PTS: 11 • REBS: 3 • ASST: 4 • STL: 3 • BLK: 1				

Appeared in 19 games as a rookie in 2024-25 • Has tripled his assists from his rookie season (36 to 12) • Averaging 3.0 assists the last eight games.



6 // ANNOR BOATENG // SO

POINTS	REBS	FG PCT	3P PCT	FT PCT
4.9	2.5	34.2	29.4	66.7
CAREER BESTS PTS: 12 • REBS: 5 • ASST: 1 • STL: 2 • BLK: 1				

Missed the season's first five games with an injury • Scored in double figures in back-to-back games versus South Carolina State and Cleveland State.



7 // TRENT BURNS // R-FR

POINTS	REBS	FG PCT	3P PCT	FT PCT
2.0	1.0	55.6	25.0	50.0
CAREER BESTS PTS: 7 • REBS: 3 • ASST: 1 • STL: 0 • BLK: 1				

Missed first six games with an injury • Made his collegiate debut on Nov. 25 versus South Carolina State with seven points, three boards and one block.



11 // TRENT PIERCE // JR

POINTS	REBS	FG PCT	3P PCT	FT PCT
10.0	5.0	60.0	50.0	50.0
CAREER BESTS PTS: 24 • REBS: 8 • ASST: 5 • STL: 3 • BLK: 1				

Missed first 13 games with an injury • Returned to the lineup in Saturday's win over Florida, tallying 10 points and five rebounds.



12 // SEBASTIAN MACK // JR

POINTS	REBS	FG PCT	3P PCT	FT PCT
8.4	1.4	42.5	30.0	65.5
CAREER BESTS PTS: 27 • REBS: 7 • ASST: 6 • STL: 5 • BLK: 1				

Scored a season-best 17 points versus Illinois • Averaged 10.8 points in two seasons at UCLA • Led the Bruins in free throws in both of his seasons – making a combined 226.



14 // JEVON PORTER // SR

POINTS	REBS	FG PCT	3P PCT	FT PCT
6.2	4.0	49.1	25.0	64.7
CAREER BESTS PTS: 30 • REBS: 14 • ASST: 9 • STL: 5 • BLK: 4				

Missed last two games with an injury • Recorded his first double-double as a Tiger on Nov. 20 with 19 points (shooting 9-of-9) and 12 rebounds • Brother, Michael, currently plays for the Nets.



15 // SHAWN PHILLIPS JR. // SR

POINTS	REBS	FG PCT	3P PCT	FT PCT
7.7	5.2	66.7	0.0	44.4
CAREER BESTS PTS: 17 • REBS: 14 • ASST: 3 • STL: 2 • BLK: 4				

First on Mizzou and eight in the SEC with 1.42 blocks per game • Led Mizzou with 16 points and 11 boards in opener • First Tiger to record double-double in Mizzou debut in four years.



17 // JAYDEN STONE // GR

POINTS	REBS	FG PCT	3P PCT	FT PCT
12.7	4.7	59.3	40.0	68.4
CAREER BESTS PTS: 36 • REBS: 12 • ASST: 10 • STL: 6 • BLK: 2				


Mizzou is 7-0 with Stone in the lineup (4-3 in games he missed with injury) • First Tiger to score in double figures in his first six games at Mizzou since 2013.



24 // NICHOLAS RANDALL // FR

POINTS	REBS	FG PCT	3P PCT	FT PCT
0.8	0.9	50.0	0.0	50.0
CAREER BESTS PTS: 3 • REBS: 2 • ASST: 1 • STL: 1 • BLK: 1				

Ranked as high as the No. 78 recruit • Helped Vashon High School to three state titles • 2024 Missouri High School Player of the Year.



25 // MARK MITCHELL // SR

POINTS	REBS	FG PCT	3P PCT	FT PCT
16.9	5.4	56.5	20.0	68.4
CAREER BESTS PTS: 31 • REBS: 14 • ASST: 6 • STL: 5 • BLK: 3				

Team captain • Named to Oscar Robertson Trophy Preseason Watch List • One of eight power-conference players to have totaled 225 points, 75 rebounds and 40 assists this season.



35 // JACOB CREWS // GR

POINTS	REBS	FG PCT	3P PCT	FT PCT
13.9	4.6	54.3	50.7	81.1
CAREER BESTS PTS: 35 • REBS: 17 • ASST: 3 • STL: 4 • BLK: 2				

Scored his 1,000th career point on Nov. 25 • Leads Mizzou with 38 made triples, while ranking third nationally with his 50.7 percent 3-point mark.



45 // LUKE NORTHWEATHER // JR

POINTS	REBS	FG PCT	3P PCT	FT PCT
4.2	3.4	48.8	43.3	57.1
CAREER BESTS PTS: 10 • REBS: 10 • ASST: 3 • STL: 2 • BLK: 2				

Scored in double figures on Nov. 28, reaching the mark for the first time as a Tiger • Collected a career-best 10 rebounds versus VMI, his first collegiate start.