

KENTUCKY

MEN'S BASKETBALL

2025-26

8 NATIONAL CHAMPIONSHIPS | 49 SEC TITLES | 31 SEC TOURNAMENT CHAMPIONSHIPS | 57 ALL-AMERICANS | 145 NBA DRAFT PICKS

REGULAR-SEASON SCHEDULE

NOVEMBER

4	9/9	-/-	NICHOLLS ¹	SECN+	W, 77-51
7	9/9	-/-	VALPARAISO ¹	SECN+	W, 107-59
11	9/8	12/12	at Louisville	ESPN	L, 96-88
14	9/8	-/-	EASTERN ILLINOIS ¹	SECN+	W, 99-53
18	12/13	17/18	vs. Michigan State ²	ESPN	L, 83-66
21	12/13	-/-	LOYOLA (MD.)	SECN+	W, 88-46
26	19/18	-/-	TENNESSEE TECH	SECN	W, 104-54

DECEMBER

2	18/18	16/17	NORTH CAROLINA ³	ESPN	L, 67-64
5	18/18	11/11	vs. Gonzaga ⁴	ESPN2	L, 94-59
9	RV/RV	-/-	NC CENTRAL	SECN	W, 103-67
13	RV/RV	RV/RV	INDIANA	ESPN	W, 72-60
20	RV/RV	22/20	vs. St. John's ⁵	CBS	W, 78-66
23	RV/RV	-/-	BELLARMINE	SECN+	W, 99-85

JANUARY

3	RV/RV	14/15	at Alabama*	ESPN	L, 89-74
7	RV/RV	-/-	MISSOURI*	ESPN2	L, 73-68
10	RV/RV	-/-	MISSISSIPPI STATE*	SECN	W, 92-68
14	-/-	-/-	at LSU*	SECN	7 p.m.
17	-/-	24/RV	at Tennessee*	ESPN	Noon
21	-/-	-/-	TEXAS*	SECN	7 p.m.
24	-/-	-/-	OLE MISS*	ESPN/2	Noon
27	-/-	-/-	at Vanderbilt*	ESPN	9 p.m.
31	-/-	-/-	at Arkansas*	ESPN	6:30 p.m.

FEBRUARY

4	-/-	-/-	OKLAHOMA*	ESPN2	9 p.m.
7	-/-	-/-	TENNESSEE*	ESPN	8:30 p.m.
14	-/-	-/-	at Florida*	ABC	3 p.m.
17	-/-	-/-	GEORGIA*	ESPN/2/U	9 p.m.
21	-/-	-/-	at Auburn*	ESPN/2	8:30 p.m.
24	-/-	-/-	at South Carolina*	SECN	7 p.m.
28	-/-	-/-	VANDERBILT*	ESPN/2	2 p.m.

MARCH

3	-/-	-/-	at Texas A&M*	ESPN/2/U	7 p.m.
7	-/-	-/-	FLORIDA*	ESPN/2	4 p.m.

All times Eastern | *SEC conference game | HOME GAMES IN CAPS

¹ BBN United Tipoff Classic (Rupp Arena | Lexington, Ky.)

² State Farm Champions Classic (Madison Square Garden | New York)

³ ACC/SEC Challenge (Rupp Arena | Lexington, Ky.)

⁴ Bridgestone Arena | Nashville, Tenn.

⁵ CBS Sports Classic (State Farm Arena | Atlanta)

BROADCAST INFO

TELEVISION

Play-by-play: Dave Neal

Analyst: Rodney Terry



UK RADIO

Play-by-play: Tom Leach

Analyst: Jack Givens



SATELLITE RADIO

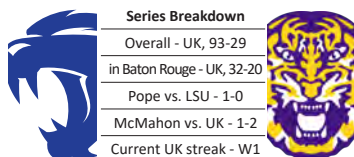
UK Radio on Sirius: - 383



KENTUCKY (10-6, 1-2) at LSU (12-4, 0-3)

Wednesday, Jan. 14 • 7 p.m. ET • Pete Maravich Assembly Center (13,215) • Baton Rouge, La.
#GoBigBlue • #WeAreUK • @KentuckyMBB

THE MATCHUP



Mark Pope

Overall Record: 221-126

Record at UK: 34-18

Overall Seasons: 11th

at Kentucky: Second

Matt McMahon

Overall Record: 211-124

Record at LSU: 57-57

Overall Seasons: 11th

at LSU: Fourth

TALE OF THE TAPE

UK	STATISTIC	LSU
83.6	Points Per Game	85.6
39.2	Rebounds PG	39.8
17.8	Assists PG	15.5
4.4	Blocks PG	4.6
7.9	Steals PG	6.2
10.4	Turnovers PG	11.3
.483	FG Pct.	.499
.338	3-Pt FG Pct.	.332
.736	FT Pct.	.780
+1.7	Assist-to-TO Ratio	+1.4

STAT LEADERS

POINTS PER GAME		
UK	Otega Owheh	15.5
LSU	Dedan Thomas Jr.	16.2
REBOUNDS PER GAME		
UK	Malachi Moreno	6.3
LSU	Marquel Sutton	8.8
ASSISTS PER GAME		
UK	Denzel Aberdeen	3.2
LSU	Dedan Thomas Jr.	7.1
STEALS PER GAME		
UK	Otega Owheh	2.1
LSU	Tamba/Thomas Jr.	1.1
BLOCKS PER GAME		
UK	Malachi Moreno	1.3
LSU	Nwoko/Miller III	1.2
3-POINTERS		
UK	Collin Chandler	26
LSU	Max Mackinnon	39
FIELD-GOAL PERCENTAGE (min. 60 att.)		
UK	Malachi Moreno	.651
LSU	Michael Nwoko	.676
FREE-THROW PERCENTAGE (min. 40 att.)		
UK	Denzel Aberdeen	.800
LSU	Max Mackinnon	.917

NEED TO KNOW

Otega Owheh has scored in double-figures in all 16 games for Kentucky this season, and topped 20 points in five of his last seven outings. Owheh has now reached double-figures in 49 of his 52 games at Kentucky and 19-straight dating back to last season. He is the only player in the country averaging at least 20 points per game (21.3) and at least 3.0 steals per game (3.3) against league foes this season. Owheh is the first UK player since Jodie Meeks in 2008-09 to have at least 20 points in each of his first three SEC games.

Kentucky was without Jayden Quaintance on Saturday, and Jaland Lowe left the game early in the first half. Kentucky has played just three games at full strength this season. UK has used seven different starting lineups.






Otega Owheh generated a season-high five steals and Malachi Moreno produced four steals to lead the Cats on Saturday. As a team, UK logged 14 steals, the most against an SEC team since having 16 swipes vs. Georgia in 2009.

Malachi Moreno had 17 points, eight rebounds, six assists and four steals in the win over Mississippi State. He is the only 7-footer in Division I since 1996-97 to have that stat line and just the third UK player ever (Rajon Rondo and Shai Gilgeous-Alexander).

UK is averaging 19.0 fastbreak points per game. That ranks as the sixth-best mark in the nation.

Kentucky is 93-29 all-time against LSU. Mark Pope's squad earned a 95-64 win over the Tigers a season ago in Lexington.

PREVIOUS GAME'S STARTERS

	00	1	15	23	24									
														
		Pos.	Ht.	Yr.	Hometown	PPG	RPG	APG	SPG	BPG	3PG	FG%	3FG%	FT%
00	Otega Owheh	G	6-4	Sr.	Newark, N.J.	15.5	4.7	3.0	2.1	0.4	1.1	.480	.367	.779
1	Denzel Aberdeen	G	6-5	Sr.	Orlando, Fla.	11.3	3.1	3.2	0.8	0.1	1.3	.454	.362	.800
15	Jaland Lowe	G	6-1.5	Jr.	Missouri City, Texas	8.0	2.1	2.4	0.7	0.2	0.6	.358	.208	.704
23	Mo Dioubate	F	6-7	Jr.	Queens, N.Y.	10.4	6.0	0.9	1.2	0.8	0.2	.581	.133	.650
24	Malachi Moreno	C	7-0	Fr.	Georgetown, Ky.	9.3	6.3	1.6	0.8	1.3	0.0	.651	.000	.679
OFF THE BENCH														
2	Jasper Johnson	G	6-5	Fr.	Lexington, Ky.	6.9	1.5	2.5	0.1	0.1	1.1	.422	.386	.895
3	Kam Williams	G	6-8	So.	Lafayette, La.	7.2	2.8	0.9	0.6	0.4	1.4	.459	.355	.938
4	Andrija Jelavić	F	6-11	So.	Zagreb, Croatia	5.4	4.1	0.4	0.3	0.3	0.6	.467	.233	.667
5	Collin Chandler	G	6-5	So.	Farmington, Utah	8.1	2.6	2.4	1.1	0.4	1.6	.413	.382	.818
9	Trent Noah	F	6-5	So.	Harlan, Ky.	4.5	2.3	0.8	0.6	0.1	1.0	.472	.400	.889
10	Brandon Garrison	F	6-10	Jr.	Oklahoma City, Okla.	5.0	3.6	1.2	0.5	0.6	0.1	.607	.222	.625
21	Jayden Quaintance	F	6-10.5	So.	Cleveland, Ohio	5.0	5.0	0.5	0.5	0.8	-	.571	-	.308
22	Braydon Hawthorne	F	6-8	Fr.	Beckley, W. Va.	-	-	-	-	-	-	-	-	-



TV/RADIO CHART



00 OTEGA OWEH

Senior Guard
6-4 | 220
Newark, N.J.
Oklahoma
(oh-TEG-uh OH-way)




1 DENZEL ABERDEEN

Senior Guard
6-5 | 195
Orlando, Fla.
Florida
(AB-err-dean)




2 JASPER JOHNSON

Freshman Guard
6-5 | 180
Lexington, Ky.
Overtime Elite



3 KAM WILLIAMS

Sophomore Guard
6-8 | 205
Lafayette, La.
Tulane



4 ANDRIJA JELAVIĆ

Sophomore Forward
6-11 | 225
Zagreb, Croatia
Mega Superbet
(ahn-dre-uh yell-uh-vich)



5 COLLIN CHANDLER

Sophomore Guard
6-5 | 205
Farmington, Utah
Farmington HS



9 TRENT NOAH

Sophomore Forward
6-5 | 220
Harlan, Ky.
Harlan County HS



10 BRANDON GARRISON

Junior Forward
6-10 | 245
Oklahoma City
Oklahoma State



11 WALKER HORN

Senior Guard
6-3 | 190
Austin, Texas
Westlake HS



15 JALAND LOWE

Junior Guard
6-1.5 | 170
Missouri City, Texas
Pitt
(JAY-lend)



20 ZACH TOW

Senior Forward
6-5 | 220
Madisonville, Ky.
North Hopkins HS
(rhymes with how)



21 JAYDEN QUAINANCE

Sophomore Forward
6-10.5 | 255
Cleveland
Arizona State
(KWAYNE-tance)



22 BRAYDON HAWTHORNE

Freshman Forward
6-8 | 190
Beckley, W. Va.
Huntington Prep



23 MOUHAMED DIOUBATE

Junior Forward
6-7 | 220
Queens, N.Y.
Alabama
(dee-ah-BOT-TAY)



24 MALACHI MORENO

Freshman Center
7-0 | 250
Georgetown, Ky.
Great Crossing HS
(MAL-uh-kye MAUREEN-OH)



33 REECE POTTER

Junior Forward
7-1 | 230
Lexington, Ky.
Miami (OH)



MARK POPE

Head Coach
Second Season



ALVIN BROOKS III

Associate Head Coach
Second Season



MARK FOX

Associate Coach
Second Season



CODY FUEGER

Assistant Coach
Second Season
(FEE-gurr)



JASON HART

Assistant Coach
Second Season



MIKHAIL MCLEAN

Assistant Coach
Second Season
(MICK-hail MUH-clean)



NICK ROBINSON

Director of Operations
Second Season

ROSTER

NUMERICAL

NO.	NAME	Pos.	Ht.	Wt.	Cl.	HOMETOWN (PREVIOUS SCHOOL)	INSTAGRAM X
00	Otega Oweh	G	6-4	220	Sr.	Newark, N.J. (Oklahoma)	otegaoweh otegaoweh
1	Denzel Aberdeen	G	6-5	195	Sr.	Orlando, Fla. (Florida)	1wayzel denzelaberdeen
2	Jasper Johnson	G	6-5	180	Fr.	Lexington, Ky. (Overtime Elite)	bruhjasperj bruhjasperj
3	Kam Williams	G	6-8	205	So.	Lafayette, La. (Tulane)	kammie1k kamwilliams_3
4	Andrija Jelavić	F	6-11	225	So.	Zagreb, Croatia (Mega Superbet)	jelaviccc
5	Collin Chandler	G	6-5	205	So.	Farmington, Utah (Farmington HS)	collinxchandler collinchand13r
9	Trent Noah	F	6-5	220	So.	Harlan, Ky. (Harlan County HS)	trentnoah2 trentnoah2_
10	Brandon Garrison	F	6-10	245	Jr.	Oklahoma City (Oklahoma State)	brando2wavyyyy brandongarriso
11	Walker Horn	G	6-3	190	Sr.	Austin, Texas (Westlake HS)	walkerhorn_ walkerhorn_
15	Jaland Lowe	G	6-1.5	170	Jr.	Missouri City, Texas (Pitt)	j15lowe jalandlowe
20	Zach Tow	F	6-5	220	Sr.	Madisonville, Ky. (North Hopkins HS)	z_tow20 z_tow12
21	Jayden Quaintance	F	6-10.5	255	So.	Cleveland (Arizona State)	qjay_21 qjayhoops
22	Braydon Hawthorne	F	6-8	190	Fr.	Beckley, W. Va. (Huntington Prep)	braydonhawthorne braydonH20
23	Mouhamed Dioubate	F	6-7	220	Jr.	Queens, N.Y. (Alabama)	onewayup_mo modioubate
24	Malachi Moreno	C	7-0	250	Fr.	Georgetown, Ky. (Great Grossing HS)	malachi.moreno malachimoreno24
33	Reece Potter	F	7-1	230	Jr.	Lexington, Ky. (Miami (OH))	reece_potter35 reecepotter18

ALPHABETICAL

NO.	NAME	Pos.	Ht.	Wt.	Cl.	HOMETOWN (PREVIOUS SCHOOL)	PRONUNCIATIONS
1	Denzel Aberdeen	G	6-5	195	Sr.	Orlando, Fla. (Florida)	AB-err-dean
5	Collin Chandler	G	6-5	205	So.	Farmington, Utah (Farmington HS)	
23	Mouhamed Dioubate	F	6-7	220	Jr.	Queens, N.Y. (Alabama)	dee-ah-BOT-TAY
10	Brandon Garrison	F	6-10	245	Jr.	Oklahoma City (Oklahoma State)	
22	Braydon Hawthorne	F	6-8	190	Fr.	Beckley, W. Va. (Huntington Prep)	
11	Walker Horn	G	6-3	190	Sr.	Austin, Texas (Westlake HS)	
4	Andrija Jelavić	F	6-11	225	So.	Zagreb, Croatia (Mega Superbet)	ahn-dre-uh yell-uh-vich
2	Jasper Johnson	G	6-5	180	Fr.	Lexington, Ky. (Overtime Elite)	
15	Jaland Lowe	G	6-1.5	170	Jr.	Missouri City, Texas (Pitt)	JAY-lend
24	Malachi Moreno	C	7-0	250	Fr.	Georgetown, Ky. (Great Grossing HS)	MAL-uh-kye MAUREEN-OH
9	Trent Noah	F	6-5	220	So.	Harlan, Ky. (Harlan County HS)	
00	Otega Oweh	G	6-4	220	Sr.	Newark, N.J. (Oklahoma)	oh-TEG-uh OH-way
33	Reece Potter	F	7-1	230	Jr.	Lexington, Ky. (Miami (OH))	
21	Jayden Quaintance	F	6-10.5	255	So.	Cleveland (Arizona State)	KWAYNE-tance
20	Zach Tow	F	6-5	220	Sr.	Madisonville, Ky. (North Hopkins HS)	like "How"
3	Kam Williams	G	6-8	205	So.	Lafayette, La. (Tulane)	

Head Coach:	Mark Pope (Kentucky, 1996)
Associate Head Coach:	Alvin Brooks III (Idaho State, 2002)
Associate Coach:	Mark Fox (Eastern New Mexico, 1991)
Assistant Coaches:	Cody Fueger (Utah, 2006)
	Jason Hart (Syracuse, 2000)
	Mikhail McLean (Houston, 2015)
	Nick Robinson (Stanford, 2005)
Director of Operations:	Randy Towner (Utah, 2016)
Strength and Conditioning Coach:	Brandon Wells (Wisconsin-Stevens Point, 2007)
Head Athletic Trainer:	Brian Fitzpatrick, Jaylen Green, Willis Mackey Jr., Gabriel McKay
Graduate Assistants:	



POLLS, STATS, MEDIA INFO

Weekly Media Schedule						all times ET unless indicated otherwise
14 Wed.	15 Thu.	16 Fri.	17 Sat.	18 Sun.	19 Mon.	20 Tue.
at LSU 7 p.m. SEC Network Mark Pope and UK Players postgame media availability		UK players media availability TBD Historic Memorial Coliseum Media Room	at Tennessee Noon ESPN Mark Pope and UK Players postgame media availability		UK Healthcare Mark Pope Show 6 p.m.	

Communications & PR Staff



Deb Moore
Senior Associate Director
Cell - 859.559.5781
Email - deb.moore@uky.edu



Greg Welsh
Assistant Director
Cell - 215.990.0199
Email - gregory.welsh@uky.edu

Media Information

CREDENTIAL REQUESTS
Requests for single-game credentials are now open and the window to apply will close **three** days prior to game day online at sportssystem.com/Kentucky.

CREDENTIAL CRITERIA
The University of Kentucky's decision to issue credentials to a media outlet for the purposes of covering a UK basketball home or away event is determined by a variety of factors. They include the following:

- Priority is given to outlets based on circulation size/household reach/unique site visitors
- Additional consideration is based on amount of original content generated, number of full-time employees of the outlet, length of existence of the outlet and the journalist experience of the reporter(s)
- Attendance at Kentucky media sessions, including Olympic sport opportunities and the intention/ability to cover all sports at Kentucky both at home and on the road, also is considered
- Professionalism, which includes is not limited to conduct at games, press conferences, practices, on social media, etc.

Being granted credentials at another institution/event does not equate to meeting the criteria for the University of Kentucky. Being granted credentials for one UK event does not guarantee approval for other UK events. The University of Kentucky has the right to deny or revoke credentials under its own discretion. Credentialing also is dependent on space availability.

INTERVIEW POLICIES-GENERAL
All interviews with University of Kentucky basketball players or staff members must be arranged through the Communications and Public Relations office. Media should never contact a player or coach directly.

The Wildcat Coal Lodge, dormitories, team locker rooms and other team quarters are private team areas. Media members are not permitted in these areas unless accompanied by appropriate university personnel.

PRACTICE/PRESS CONFERENCES
Other than announced exceptions, UK basketball practices are closed to the media.

Player interviews are conducted pregame weekly and will be available to all UK media. UK will accept requests for player interviews, but they must be submitted 24 hours prior to the scheduled availability.

Coach Mark Pope will meet with members of the media at least once a week in the Memorial Coliseum Media Room.

Game-day shoot-arounds are closed to the media.

TELEPHONE PLAYER INTERVIEWS
Telephone interviews are available to the media on a call-back basis. Individual player and coach telephone numbers will not be given to members of the media.

Players are instructed not to conduct interviews when contacted directly by telephone. The Communications and Public Relations office will arrange for telephone interviews at a time most convenient for the student-athlete.

Other special requests are handled on a case-by-case basis.

POSTGAME INTERVIEWS
Following each game, there is a cooling-off period, during which time the players shower and dress. Approximately 10 minutes after the game ends, Coach Pope conducts his postgame press conference while a player speaks to the UK Sports Network.

Following Coach Pope's press conference in the Rupp Arena interview room and the cooling-off period, selected UK players are available in the interview room.

The Polls

Associated Press Top 25 Week of Jan. 12	USA Today Coaches Poll Week of Jan. 12
1. Arizona (60)	1. Arizona (29)
2. Iowa State (1)	2. Iowa State (1)
3. UConn	3. Michigan (1)
4. Michigan	4. UConn
5. Purdue	5. Purdue
6. Duke	6. Duke
7. Houston	7. Houston
8. Nebraska	8. Vanderbilt
9. Gonzaga	9. Gonzaga
10. Vanderbilt	10. Nebraska
11. BYU	11. BYU
12. Michigan State	12. Michigan State
13. Illinois	13. Illinois
14. North Carolina	14. Texas Tech
15. Texas Tech	15. North Carolina
16. Virginia	16. Virginia
17. Arkansas	17. Arkansas
18. Alabama	18. Alabama
19. Florida	19. Louisville
20. Louisville	20. Florida
21. Georgia	21. Clemson
22. Clemson	22. Georgia
23. Utah State	23. Iowa
24. Tennessee	24. Utah State
25. Seton Hall	25. Kansas

Receiving Votes: Saint Louis, Kansas, Iowa, Miami (OH), Villanova, Wisconsin, Miami (FL), Texas A&M, UCF, Saint Mary's, SMU, Auburn, George Mason, NC State, Southern Cal, St. John's

Receiving Votes: Tennessee, Saint Louis, Villanova, Saint Mary's, Seton Hall, St. John's, SMU, Miami (FL), Texas A&M, Miami (OH), UCF, Wisconsin, Ohio State, Southern Cal, Indiana

SEC Standings (through Jan. 10)

Team	SEC Record	Overall Record
Texas A&M	3-0	13-3
Vanderbilt	3-0	16-0
Arkansas	2-1	12-4
Florida	2-1	11-5
Georgia	2-1	14-2
Mississippi State	2-1	10-6
Missouri	2-1	12-4
Alabama	1-2	11-5
Auburn	1-2	10-6
Kentucky	1-2	10-6
Ole Miss	1-2	9-7
Oklahoma	1-2	11-5
South Carolina	1-2	10-6
Tennessee	1-2	11-5
Texas	1-2	10-6
LSU	0-3	12-4

UK in the Rankings (as of Jan. 10)

Team Rankings		
Category	Stat	SEC [NCAA]
Assist/TO Ratio	1.70	2 [19]
Assists Per Game	17.8	4 [34]
Bench Points Per Game	33.13	4 [27]
Blocks Per Game	4.4	10 [62]
Effective FG Percentage	.551	10 [66]
Fastbreak Points	19.00	3 [6]
Field-Goal Percentage	.483	9 [56]
FG-Percentage Defense	.410	5 [63]
Fouls Per Game	16.8	3 [104]
Free-Throw Attempts	21.1	14 [188]
Free-Throw Percentage	.736	9 [122]
FTs Made Per Game	15.5	12 [160]
Rebound Margin	+6.6	5 [48]
Rebs (Defensive) PG	27.25	9 [57]
Rebs (Offensive) PG	11.94	10 [133]
Rebounds Per Game	39.19	8 [61]
Scoring Defense	69.4	2 [81]
Scoring Margin	+14.2	6 [37]
Scoring Offense	83.6	11 [68]
Steals Per Game	7.9	6 [105]
3-Point Attempts/Game	24.8	9 [137]
3-Point Percentage	.338	11 [202]
3-Point Defense	.295	3 [36]
3-Pointers/Game	8.4	9 [142]
Turnover Margin	+1.5	6 [111]
TO Forced Per Game	11.94	8 [220]
Turnovers Per Game	10.4	6 [54]

Individual Rankings

Category/Player	Stat	SEC [NCAA]
Asst-to-TO Ratio/Aberdeen	2.32	8 [133]
Asst-to-TO Ratio/Oweh	1.66	20 [278]
Assists Per Game/Aberdeen	3.2	21 [329]
Blocks Per Game/Moreno	1.25	12 [156]
Double-Doubles/Dioubate	2	16 [223]
Double-Doubles/Moreno	2	16 [223]
Field Goal Perct./Oweh	.480	15 [191]
Free-Throw Perct./Oweh	.779	21 [339]
Points Per Game/Oweh	15.5	16 [240]
Off Rebs. Per Game/Moreno	2.63	6 [127]
Rebounds Per Game/Moreno	6.3	20 [265]
Steals Per Game/Oweh	2.06	4 [44]

Upcoming in the SEC

Jan. 14-21 (all times eastern)		
Contest	Time	TV Network
Wednesday, Jan. 14		
Kentucky at LSU	7 p.m.	SEC Network
Ole Miss at Georgia	7 p.m.	ESPN2
South Carolina at Arkansas	9 p.m.	SEC Network
Vanderbilt at Texas	9 p.m.	ESPN2
Saturday, Jan. 17		
Kentucky at Tennessee	Noon	ESPN
Alabama at Oklahoma	1 p.m.	SEC Network
Florida at Vanderbilt	2 p.m.	ESPN2/U
Missouri at LSU	3:30 p.m.	SEC Network
Arkansas at Georgia	4 p.m.	ESPN2/U
South Carolina at Auburn	6 p.m.	SEC Network
Texas A&M at Texas	6 p.m.	ESPN2/U
Ole Miss at Mississippi State	8:30 p.m.	SEC Network
Tuesday, Jan. 20		
LSU at Florida	7 p.m.	ESPN2
Oklahoma at South Carolina	7 p.m.	SEC Network
Georgia at Missouri	9 p.m.	SEC Network
Vanderbilt at Arkansas	9 p.m.	ESPN2/U
Auburn at Ole Miss	9 p.m.	ESPN/U
Wednesday, Jan. 21		
Texas at Kentucky	7 p.m.	SEC Network
Mississippi State at Texas A&M	9 p.m.	SEC Network



NOTES

Honoring the Cats

Denzel Aberdeen <ul style="list-style-type: none">College Hoops Today – Preseason 30 Impact Transfers for 2025-26
Collin Chandler <ul style="list-style-type: none">College Hoops Today – Preseason 20 Breakout Players for 2025-26
Mouhamed Dioubate <ul style="list-style-type: none">College Hoops Today - Preseason 10 Glue Guys for 2025-26College Hoops Today – Preseason 30 Impact Transfers for 2025-26Jay Bilas Preseason All-Defensive Team
Jasper Johnson <ul style="list-style-type: none">Wayman Tisdale Award Preseason Watch List
Jaland Lowe <ul style="list-style-type: none">Wooden Award Preseason Watch ListPreseason Naismith Trophy Watch ListBob Cousy Award Preseason Watch ListPreseason All-SEC Third TeamCollege Hoops Today - Preseason 30 Impact Transfers for 2025-26ESPN Top 50 Newcomers
Otega Owheh <ul style="list-style-type: none">SEC Player of the Week (Dec. 22)Wooden Award Preseason Watch ListThe Sporting News Preseason First Team All-AmericaPreseason Naismith Trophy Watch ListOscar Robertson Trophy Preseason Watch ListNABC Preseason Watch List Player of the YearJerry West Award Preseason Watch ListPreseason SEC Player of the Year (Media and Coaches)Preseason SEC Player of the Year (ESPN)Preseason All-SEC First TeamCBS Preseason All-America Second TeamJay Bilas' preseason All-America Second TeamBlue Ribbon Preseason Secon Team All-AmericaBlue Ribbon Preseason All-SEC Team
Jayden Quaintance <ul style="list-style-type: none">Wooden Award Preseason Watch ListKareem Abdul-Jabbar Preseason Watch ListCollege Hoops Today - Preseason 30 Impact Transfers for 2025-26ESPN - Top 50 Newcomers

Quick Facts

GENERAL INFORMATION
Location: Lexington, Ky.
Enrollment: 36,161
Founded: 1865
Colors: Blue and White
Nickname: Wildcats
Conference: Southeastern Conference
All-Time Record: 2,432-776-1 (75.8%)
Arena: Rupp Arena (20,500)
Rupp Arena Record: 685-90 (88.4%) - 50th season
NCAA Championships: 8 (1948, '49, '51, '58, '78, '96, '98, 2012)
NCAA Runners-Up: 4 (1966, '75, '97, 2014)
NCAA Tournament Record: 132-55 (70.6%)
Last NCAAT Appearance: 2025, Sweet 16
President: Dr. Eli Capilouto (Alabama, 1971)
Athletics Director: Mitch Barnhart (Ottawa, 1981)
MBB Administrators: Marc Hill (Iowa Wesleyan, 1993), Ray Oliver (Kansas, 1985)
Head Coach: Mark Pope (Kentucky, 1996)
Pope Overall Record: 221-126 (63.7%)
Pope UK Record: 34-18 (65.4%)
Athletics Phone Number: 859.257.8000
Starters Returning/Lost: 1/4
Players Returning/Lost: 6/9

Know Your Opponent: LSU

Kentucky begins a week on the road against LSU on Wednesday.

- Kentucky leads the all-time series, 93-29, and is 32-30 in Baton Rouge
- Last year, UK beat the Tigers, 95-64, in Lexington with Otega Owheh leading the way with 24 points and eight rebounds
- Dan Issel owns the scoring record for the Cats in the series with 51 points on Feb. 21, 1970.
- The last time the teams met in Baton Rouge, LSU prevailed on a last-second shot by Tyrell Ward for a 75-74 win
- Dedan Thomas Jr. leads LSU in scoring at 16.2 points per game and is first in the SEC with 7.1 assists per game. He has missed the last three games due to injury
- Marquel Sutton paces the Tigers with an average of 8.8 boards per contest

Last Time Out

Kentucky won its 20th consecutive regular-season matchup against Mississippi State with a 92-68 result on Saturday.

- Otega Owheh tied his season high with 22 points while also posting a season-best five steals
- Owheh has scored at least 20 points in all three SEC games thus far and has scored in double figures in 19-straight contests dating back to last season
- Malachi Moreno finished with 17 points, eight rebounds, six assists and four steals. He is the first 7-footer in Division I to post those numbers since at least 1996-97 and just the third Kentucky player, joining Rajon Rondo and Shai Gilgeous-Alexander
- Kam Williams was a team-best plus-32 in the win
- The Cats held Mississippi State to just 15.0 percent shooting from 3-point range, the lowest for any opponent since Tennessee shot 14.3 percent on Jan. 14, 2023 (min 20 attempts)
- Kentucky collected 14 steals, the most against an SEC opponent since 16 against Georgia in 2009
- Owheh and Moreno are the first pair of UK teammates to each have at least 17 points, five assists and four steals since Ramel Bradley and Patrick Patterson vs. Texas Southern in 2007

Otegatron Finding His Footing

Otega Owheh missed most of fall camp as he recovered from a turf toe injury. It's taken a few weeks to find his footing, but Owheh is looking more and more like the breakout player the Cats had a season ago.

- Owheh has scored in double figures in all 16 games and has topped double figures in 49 of 52 games played in the Blue and White overall
- As of Jan. 10, Owheh is one of 30 players in Division I to reach double figures in each of his team's games this season
- His 49 games in double figures over the last two seasons ranks third in Division I behind only Jaron Pierre Jr. (51 with Jacksonville St. and SMU) and P.J. Haggerty (50 with Memphis and Kansas St.)
- He is averaging 21.33 points per game in SEC play, ranking sixth in the conference. He is the first UK player since Jodie Meeks to have 20 points in each of his first three SEC games in a season
- Owheh is the only player averaging at least 20 points and three steals against league foes this season
- Owheh led UK with 22 points and five steals in the win over Mississippi State
- On the road at Alabama, Owheh scored 22 points to lead Kentucky, while also sharing team-high honors in rebounds (8) and assists (3)
- He had team highs in points (20), rebounds (5), assists (4) and steals (4) vs. Missouri
- Owheh is logging 21.0 points, 6.5 rebounds, 3.5 assists and 2.5 steals per game against SEC foes

- He drained the longest shot in program history with a 69-foot heave at the end of the first half against Missouri
- The Newark, New Jersey, native nearly had a triple-double in the win over Bellarmine with 10 points, a season-high eight rebounds and a career-high 10 assists. He also generated a pair of steals for his eighth-consecutive game with multiple steals, the longest streak of his career
- He scored 21 points vs. NC Central while also matching a career high with three made 3s
- Against St. John's, Owheh scored a game-high 20 points and had three steals
- During his two seasons at Kentucky, Owheh has totaled 832 points. That is the sixth most points by a Wildcat transfer all-time. He needs 120 points to move past Travis Ford for fifth on the list. Kyle Macy tops the list with 1,411 points

A Skilled 7-Footer

Freshman center Malachi Moreno has quickly developed into a valuable frontcourt piece for the Wildcats this season.

- Moreno scored 17 points and added eight rebounds, six assists and four steals in a statement performance against Mississippi State. He became the first 7-footer in Division I with those numbers since at least 1996-97 and just the third Kentucky player, joining Rajon Rondo and Shai Gilgeous-Alexander
- He posted double-doubles against Valparaiso and Tennessee Tech
- He is the team's leading rebounder at 6.3 rebounds per game and has led the squad in rebounds in eight games. He also paces the Cats with 42 offensive rebounds, an average of 2.6 per game
- Moreno leads the team with 1.25 blocks per game
- Moreno owns a .651 field goal percentage, the top mark on the team
- He has a team-high 33 dunks this season

Notable Achievements Thus Far

Kentucky is off to a 10-6 start to the season and has achieved a few notable achievements:

- In its win over Mississippi State, UK generated 14 steals, its most against an SEC opponent since 16 vs. Georgia in 2009. Kentucky also held the Mississippi State to just 15 percent from behind the 3-point arc, the lowest by an opponent (min. 20 attempts) since Tennessee shot 14.3 percent in 2023)
- UK picked up its first win over a top-25 opponent this season with a 78-66 victory over No. 22 St. John's
- In its wins over Indiana and St. John's, Kentucky overcame halftime deficits of seven or more points in consecutive games for the first time in program history
- Twelve different players have scored in double figures for the Cats this season. It matches the 1992-93 team for the most players in program history to score in double-figures in at least one game during a season
- Kentucky committed just four turnovers in its win over Indiana. That marked the fewest against a Power 4 opponent since Jan. 5, 2021 when UK committed just two
- Against NC Central, Kentucky shot better than 60% from the field, 40% from 3-point range and 90% from the free-throw line for the first time in the same game since Jan. 15, 2022 vs. Tennessee
- Kentucky had its best shooting performance on 2-point field-goals (77.1%, 27-35) against North Carolina Central, since Nov. 29, 2024 vs. Georgia State (80.5%, 33-41)
- The Wildcats went 13 of 14 from the line against NC Central, marking the best shooting performance from the charity stripe with at least 14 attempts since going 14 of 15 vs. Auburn on Feb. 25, 2023
- The 50-point margin of victory over Tennessee Tech is larg-



2025-26 Lead-Deficit Comparison

Opponent	Biggest Lead	Biggest Deficit	Biggest Run	Changes	Ties	Led	Trailed	Result
NICHOLLS	32	-	11-0	0	0	37:52	0:00	W, 77-51
VALPARAISO	48	-	13-0	0	0	39:45	0:00	W, 107-59
at Louisville	3	20	8-0	6	1	1:41	37:51	L, 96-88
EASTERN ILLINOIS	47	-	13-0	0	1	39:30	0:00	W, 99-53
vs. Michigan State	5	24	7-0	7	2	4:39	34:19	L, 83-66
LOYOLA (MD.)	48	1	12-0	2	0	39:21	0:24	W, 88-46
TENNESSEE TECH	50	4	13-0	7	4	30:20	5:57	W, 104-54
NORTH CAROLINA	6	3	6-0	14	9	25:05	8:29	L, 67-64
vs. Gonzaga	-	37	6-0	0	0	0:00	39:48	L, 94-59
NC CENTRAL	39	-	16-0	0	0	39:44	0:00	W, 103-67
INDIANA	14	9	10-0	10	8	22:40	13:37	W, 72-60
vs. St. John's	15	10	14-0	3	2	15:25	21:00	W, 78-66
BELLARMINE	18	4	9-0	4	4	36:05	2:30	W, 99-85
at Alabama*	5	21	9-0	1	1	1:20	36:16	L, 89-74
MISSOURI*	8	7	11-0	11	8	17:23	16:00	L, 73-68
MISSISSIPPI ST.*	24	12	12-0	7	3	25:16	13:20	W, 92-68
at LSU*	-	-	-	-	-	-	-	
at Tennessee*	-	-	-	-	-	-	-	
TEXAS*	-	-	-	-	-	-	-	
OLE MISS*	-	-	-	-	-	-	-	
at Vanderbilt*	-	-	-	-	-	-	-	
at Arkansas*	-	-	-	-	-	-	-	
OKLAHOMA*	-	-	-	-	-	-	-	
TENNESSEE*	-	-	-	-	-	-	-	
at Florida*	-	-	-	-	-	-	-	
GEORGIA*	-	-	-	-	-	-	-	
at Auburn*	-	-	-	-	-	-	-	
at South Carolina*	-	-	-	-	-	-	-	
VANDERBILT*	-	-	-	-	-	-	-	
at Texas A&M*	-	-	-	-	-	-	-	
FLORIDA*	-	-	-	-	-	-	-	
BIGGEST/MOST	50	37	16-0	14	9	39:45	39:48	
TOTALS						376:07	229:31	

est for UK under head coach Mark Pope. Kentucky has four wins this season with at least 40-point margins, the quickest into a season in UK history (seven games) with four such games.

- Kentucky did not allow a member of Loyola (Md.) to score more than seven points in the win over the Greyhounds. It was the first time a UK defense prevented a scorer of more than seven points since Nov. 23, 2014 vs. Montana State
- UK has had three games already with nine players scoring at least six points. That only happened three other times between 2004-05 and 2024-25
- Kentucky limited each of its first two opponents of the season to 59 points or fewer for the first time since 2014-15
- The Cats have at least one win by 48 or more points in consecutive seasons for the first time since 2011-12 and 2012-13
- Kentucky limited Nicholls to just 15 points in the opening half, it was the lowest points yielded in the first half in Rupp Arena by the Cats since EKU scored 14 on Dec. 7, 2014
- The Cats have scored over 100 points, three times (Valparaiso, Tennessee Tech, NC Central)

Balanced on the Stats Sheet

Balance has been the name of the game for the Cats thus far this season.

- UK has had eight different leading scorers or co-leaders
- Twelve different players have scored in double figures for the Cats this season. It matches the 1992-93 team for the most players in program history to score in double-figures in at least one game during a season
- UK has also had six different players lead or co-lead in rebounds
- Six players have led or co-led in assists
- Kentucky has had nine players score at least six points in three games already this season (Valparaiso, Eastern Illinois, Loyola (Md.))

S-E-C! S-E-C! S-E-C!

Kentucky is the Southeastern Conference's gold standard. Since the SEC's inception in 1932-33, the Wildcats are the most dominant team in the league, recording a 1,070-318 mark (77.1%) in regular-season conference play. Only Alabama and Tennessee have won more than 800 regular-season SEC games and no other team owns a better winning percentage.

- UK has averaged 11.6 wins and only 3.4 losses per season in 92 seasons in the SEC
- Kentucky has won 49 SEC regular-season titles and 31 SEC Tournament championships
- UK won its 1,000th game in SEC regular-season action vs. Alabama on Jan. 11, 2020. Kansas has won 1,000 conference games when combining its records in the Big 6, Big 7, Big 8 and Big 12, but no other team in the country had won 1,000 or more regular-season league games in one conference alone
- Fourteen teams made the 2025 NCAA Tournament field, the most from any conference all-time
- The league has advanced at least one team to the Elite Eight in 11 of the last 14 tournaments
- Seven teams from the SEC made the Sweet 16, a new NCAA Tournament record for most teams by a conference
- The SEC sent four teams to the Elite Eight, the first time the league has done so, joining the 2009 Big East and the 2016 ACC as the only conferences to accomplish the feat
- Two SEC teams faced each other in the Final Four for the first time
- The SEC's 22 NCAA Tournament wins broke the ACC's record of 19 in 2019

Second-Half Surges in Two Key Wins

Kentucky used strong second halves to pick up two key wins over Indiana and St. John's

NOTES

- It marked the first time in program history that Kentucky has overcome halftime deficits of seven or more points in consecutive games
- Kentucky scored an average of 28.5 points in the first half of the two contests, upping that number to 46.5 points in the second half
- UK shot just 33.9 percent on average in the first half, but 49.2 percent in the second half
- Jaland Lowe averaged 11.0 second-half points in the games
- The Wildcats' average turnover margin in the first halves was -2.0, but +7.0 in the second halves

Happy to Assist

- True to the team's "Make Plays for Teammates" motto, Kentucky has done a nice job sharing the basketball this season.
- The Wildcats are averaging 17.8 assists per game, ranking 34th in the country
 - In wins, UK is posting 21.2 assists per game, the fifth-most among power conference schools and the 21st most in Division I
 - Just eight teams in college basketball have had 27 or more assists in three different games this season: Kentucky, Cornell, Indiana, Lindenwood, Miami (FL), Michigan, SMU and Texas A&M
 - Eight different players are averaging at least 1.0 assist per game
 - Eleven players have at least one game with three or more assists

Injury Bug Bites Again

- Kentucky played its first game at full strength vs. St. John's on Dec. 20, and has played just three games overall with everyone available.
- Jayden Quaintance missed the first 11 games of the season as he returned from ACL surgery. He then missed the outing vs. Mississippi State
 - Otega Oweh missed the majority of preseason camp with turf toe. He returned to full action just prior to UK's two exhibition games
 - Jaland Lowe suffered a shoulder injury in the Blue-White Game, and missed both exhibition games and the season-opener. He returned to face Valpo and Louisville before re-injuring his shoulder. He then missed five straight, before appearing for 14 minutes in the loss to Gonzaga. He played seven seconds in the first half against St. John's before exiting with a shoulder injury, but returned in the second half. Lowe then missed the Bellarmine game for rest and maintenance. He exited the Mississippi State game after three minutes and did not return. He has missed seven total games this season
 - Mo Dioubate suffered a high ankle sprain against Michigan State. He returned to action

- vs. Indiana
- Trent Noah injured an ankle in the season-opener and missed the Valpo game

Dioubate Giving The Cats Something 'Mo'

- Mo Dioubate is having one of the best statistical seasons of his career. He had been producing at a top level to start the season, before an ankle injury caused him to miss five games. Since his return, Dioubate has helped give UK an edge on the glass and defensively.
- In the first four games since returning from injury, Dioubate averaged 11.5 points, 7.5 rebounds, 2.0 steals and 1.3 blocks per game. He shot 60.7% from the field
 - Dioubate had 14 points and 12 rebounds for his second double-double of the season in a come-from-behind win over Indiana
 - He added seven offensive rebounds -- the most of any UK player this season against the Hoosiers
 - Dioubate had a career-high five steals in the win over the Hoosiers, also the most swipes for a Kentucky player this season
 - In the win over St. John's, Dioubate had six points, five rebounds and a pair of blocks
 - Dioubate then poured in a season-high-tying 20 points on 9-of-11 shooting in the win over Bellarmine. He added a career-high-tying three blocked shots in the win and a pair of steals
 - Dioubate and Otega Oweh are the only two players on the team with multiple 20-point performances this season
 - Dioubate tied for the team lead with eight rebounds in the SEC opener at Alabama

Oweh! Oweh! Oweh!

- Kentucky senior Otega Oweh was selected as the Southeastern Conference Co-Player of the Week, it was announced by the league office on Dec. 22. Oweh shared the award, the first weekly honor for UK this season, with Tennessee's Ja'Kobi Gillespie.
- Oweh scored a game-high 20 points as the Wildcats picked up their first win over an Associated Press Top-25 opponent, defeating No. 22 St. John's, 78-66, in the CBS Sports Classic in Atlanta on Saturday
 - UK's star guard also contributed five rebounds and three steals in the winning effort, marking his seventh-consecutive game with multiple steals, the longest streak of his college career
 - Oweh's defensive prowess was paramount in holding the Red Storm to a season-low 33.3 percent field-goal clip, while his 20-point effort was his second outing reaching the 20-point threshold this season. He also made 8-of-9 free throws in the contest and is shooting a career-best 81.5 percent from the charity stripe thus far

UK's Record vs. AP Ranked Opponents and as an AP Ranked Opponent All-Time																												
	Opponent Rank																											
Kentucky (RK)	1	2	3	4	5	6	7	8	9	10	11	12	13	14	15	16	17	18	19	20	21	22	23	24	25	RV	NR	TOTAL
1	-	3-1	0-2	6-1	4-1	2-1	2-0	3-0	5-1	0-1	1-2	0-1	2-0	2-0	0-0	3-0	1-0	3-0	2-0	1-0	4-1	1-0	0-0	0-0	0-1	1-0	175-18	221-31
2	2-2	-	4-2	0-2	3-2	2-1	3-1	2-2	4-1	1-0	2-1	4-0	2-0	0-1	2-0	3-0	1-0	2-0	2-1	2-1	1-0	1-0	0-0	0-0	0-0	0-0	157-10	200-27
3	0-1	1-3	-	4-0	2-2	1-3	1-1	0-0	3-1	0-0	0-1	1-0	0-0	2-0	0-0	1-0	0-0	2-0	0-1	3-2	0-0	0-0	0-0	0-0	0-0	0-0	133-18	154-33
4	0-0	0-2	0-1	-	0-0	0-1	2-2	0-2	0-0	1-0	0-0	0-0	1-0	2-2	0-0	0-1	0-0	0-0	0-0	0-0	0-0	1-0	0-1	1-0	3-0	1-2	73-18	85-32
5	3-0	2-0	2-0	2-0	-	0-1	1-0	1-1	0-2	3-0	2-1	1-0	3-0	0-0	0-1	2-0	0-0	0-0	2-1	1-0	1-0	0-0	0-0	1-0	0-0	2-0	92-9	121-16
6	1-1	1-0	1-0	0-0	1-1	-	1-0	1-0	0-0	1-2	0-0	0-0	1-0	2-0	0-0	1-0	1-0	0-1	0-0	1-0	0-0	1-0	0-0	1-0	0-0	2-1	63-12	80-18
7	0-1	0-0	0-0	1-2	2-0	3-0	-	0-0	0-0	0-0	2-0	0-0	1-1	1-2	2-1	1-0	0-0	3-1	2-0	1-1	0-1	0-0	1-0	0-0	0-0	0-0	48-15	68-25
8	0-1	0-3	0-0	0-2	1-0	0-0	1-2	-	1-2	1-0	1-0	2-0	2-2	1-1	2-0	0-0	1-0	0-0	0-0	0-0	1-0	2-0	1-0	1-1	1-0	3-0	67-13	89-27
9	0-0	1-0	0-0	0-2	1-0	0-0	1-2	1-0	-	0-0	0-0	0-1	2-0	0-0	0-0	1-0	1-0	1-0	1-0	0-0	1-0	0-0	1-0	1-0	1-0	0-1	68-12	82-18
10	1-0	0-0	0-1	0-0	2-2	1-0	1-0	0-1	0-1	-	0-0	0-0	0-1	1-1	0-0	0-0	1-0	0-0	0-1	0-0	0-1	0-0	0-0	0-0	0-0	3-1	55-11	65-21
11	1-0	0-0	0-0	0-0	1-0	0-0	1-0	2-1	0-1	0-0	-	0-1	1-1	0-0	0-0	0-0	0-1	1-1	0-0	0-0	0-0	2-0	0-0	1-0	0-1	0-0	35-6	45-13
12	0-0	0-2	0-0	0-0	2-0	0-0	0-0	2-0	0-0	2-0	0-0	-	0-0	1-0	0-0	1-0	1-2	0-0	0-0	0-0	0-1	0-0	0-0	0-1	0-0	1-0	29-8	39-14
13	0-0	1-0	1-1	0-0	0-0	0-0	0-0	0-0	0-0	0-0	0-1	0-0	0-0	-	0-0	1-0	0-1	0-1	0-0	0-0	0-0	0-0	0-1	1-0	0-0	1-0	23-6	28-11
14	0-1	0-0	0-1	1-0	0-0	1-0	0-0	0-0	2-0	0-0	0-0	0-0	0-0	-	0-0	1-0	0-0	0-0	0-0	0-0	0-0	1-0	0-0	0-0	0-1	0-1	18-3	24-7
15	0-0	0-0	0-1	1-1	1-1	0-1	0-0	0-0	1-0	0-0	0-0	1-0	0-0	1-0	-	0-0	0-0	1-2	0-0	1-0	0-0	0-0	0-0	0-0	0-0	0-0	24-3	30-8
16	0-0	0-0	0-0	0-1	0-0	0-1	0-0	0-0	0-0	1-0	0-0	0-0	0-0	1-0	0-0	-	1-0	0-0	0-0	0-0	0-1	0-0	0-0	0-0	0-0	3-0	22-2	28-5
17	0-2	0-0	0-0	0-1	0-0	0-1	0-0	0-0	0-0	0-0	0-0	0-0	2-0	0-0	0-0	0-0	-	0-0	1-0	0-0	1-0	0-0	1-1	0-0	0-0	0-1	15-5	20-11
18	0-0	0-0	0-0	0-0	0-0	2-2	1-1	0-0	0-0	0-1	0-1	1-0	0-0	0-0	0-0	0-1	0-0	-	0-0	1-0	0-0	1-0	1-0	0-0	0-0	3-1	23-4	33-11
19	0-0	0-0	1-0	0-0	0-0	1-0	0-0	0-0	1-0	0-0	0-0	0-0	0-0	0-0	1-0	1-1	0-0	0-0	-	0-0	0-0	0-0	0-0	0-0	0-0	1-1	20-1	26-3
20	0-1	0-0	0-0	0-2	1-1	0-0	0-1	0-0	0-0	0-0	0-0	0-1	0-0	0-0	0-0	0-0	0-0	1-0	0-0	-	1-0	0-0	0-0	0-0	0-1	1-0	14-5	18-12
21	0-0	0-0	0-0	0-0	0-0	0-0	0-0	0-0	0-0	0-0	0-0	0-0	0-0	0-0	0-0	0-0	0-0	0-0	0-0	0-0	-	0-0	0-0	0-0	0-0	2-0	2-1	4-1
22	0-0	0-0	0-0	0-0	0-0	0-0	0-0	1-0	0-0	0-0	0-0	0-0	2-0	0-0	1-0	0-0	0-0	0-0	0-0	0-0	0-0	-	0-0	0-0	0-0	2-0	10-2	16-2
23	0-0	0-0	0-0	1-0	0-0	0-0	0-0	0-0	0-0	0-0	0-0	0-0	0-0	0-0	0-0	0-0	0-0	0-0	0-0	0-0	0-1	0-0	-	0-0	0-0	1-2	6-1	8-4
24	0-0	0-0	0-0	0-0	0-0	0-0	0-0	0-0	0-0	0-0	0-0	0-0	0-0	0-0	0-0	0-0	0-0	0-0	0-0	0-0	0-0	0-0	0-0	-	0-0	0-0	0-2	0-2
25	0-1	0-0	0-0	0-0	0-0	0-0	0-1	0-0	0-0	0-1	0-0	0-0	0-0	0-0	0-1	0-0	0-0	0-0	0-0	0-0	0-0	0-0	0-0	0-0	-	0-0	5-3	5-7
RV	0-1	1-0	0-0	0-0	1-0	0-0	2-1	0-0	0-1	0-1	0-0	1-0	1-0	0-1	0-1	0-0	0-0	0-1	0-0	0-0	0-0	1-0	0-0	0-0	0-0	-	-	-
NR	0-5	0-4	1-2	2-2	3-1	2-2	0-3	2-7	5-4	1-2	2-3	2-0	1-0	0-4	0-1	2-1	1-4	3-6	3-1	2-2	0-2	0-1	0-0	1-3	4-1	-	-	-
TOTAL	8-17	10-15	10-11	18-16	25-11	15-14	17-15	15-14	22-14	11-9	10-9	13-4	21-5	14-12	9-5	17-6	9-8	17-12	13-5	13-6	10-8	11-1	5-3	8-5	9-5	-	-	1,489-359
																												330-229



NOTES

Have a Day, Zell!

Denzel Aberdeen has stepped into a key role for Kentucky this season. He's currently averaging 11.3 points per game, while adding a team-high 51 assists

- Aberdeen scored a career-high 26 points in the loss at Louisville. It marked just his fourth-ever 20-point output. He also snagged a then-career-best seven rebounds
- Through 16 games played, Aberdeen has career best marks in points per game (11.3), rebounds per game (3.1), field-goal percentage (.454), free-throw percentage (.800), assists per game (3.2) and steals per game (0.8)
- He opened the season by scoring in double figures in each of the first eight games, the longest streak of double-digit scoring of his career. He's topped double figures in nine games thus far

The Long Ball

A staple Mark Pope team is known for shooting the long ball. Pope has discussed the desire to average 35 3-point attempts per game since he arrived in Lexington.

Kentucky is currently averaging 8.4 made 3s per game on 24.8 attempts per game through 16 games this season. The Cats are hitting at a 33.8% rate. Kentucky has made 134 thus far on the year.

UK made 11 of 28 (39.3%) in its win over Valpo, marking the first double-digit 3-pointers made of 2025-26. Kentucky then hit 12 at Louisville, 10 against Loyola (Md.), 15 against Tennessee Tech, 12 against NC Central and a season-high 16 in the win over Bellarmine.

Kentucky is 21-4 overall under Mark Pope when eclipsing double-digits from distance, after going 16-3 a season ago.

Some notable UK records:

Total 3's Made in a Season	Avg. 3's made per game
----------------------------	------------------------

- | | |
|------------------|--------------------|
| 1. 2024-25 (341) | 1. 1989-90 (10.04) |
| 2. 1992-93 (340) | 2. 1992-93 (10.0) |
| 3. 2003-24 (327) | 3. 2023-24 (9.91) |
| 4. 1991-92 (317) | 4. 2024-25 (9.47) |
| 5. 1993-94 (301) | 5. 1993-94 (8.85) |

Kam Williams Joins Elite 3-Point Company

Kentucky sophomore guard Kam Williams joined elite company in the UK history books with his 8 of 10 performance from distance in the win over Bellarmine. Williams poured in a career-high 26 points, while making a career-best eight from distance. Notable achievements in that performance:

- He is one of just 16 high-major players to have a game this season with at least eight made 3s
- Williams matches Jamal Murray's single-game record for 3-point percentage with a minimum of 10 attempts from 3-point range at .800. Murray went 8 for 10 in a win over Florida in 2016
- Williams' eight 3s ranks as the fourth-most in program history in a single game. Jodie Meeks owns the record with 10 makes from distance in a win at Tennessee in 2009
- Williams is the ninth player in program history to have at least one game with eight makes from distance joining: Meeks, Tony Delk, Cameron Mills, Derrick Miller, Eric Bledsoe, Murray, Malik Monk and Immanuel Quickley
- Williams became the first player with eight makes since Quickley had eight in a win at Texas A&M in 2020

"Hoppy" Chandler

Kentucky sophomore guard Collin Chandler has made improvements in his sophomore campaign.

- Chandler is averaging 8.1 points per game
- He has scored in double figures seven times this season after doing so just once last year as a freshman
- He is 26-68 from 3-point range, good for 38.2 percent shooting
- He has hit career bests in points (15 vs. Nicholls), rebounds (6, at Louisville), assists (8 vs. NC Central), 3-pointers (4, three times), blocked shots (2, vs. Michigan State), steals (3, vs. Gonzaga), and minutes played (34, vs. North Carolina)
- Chandler became the first player in program history to drain at least four 3s in each of the team's first three games
- Chandler earned the No. 1 play on ESPN's Sportscenter for a massive dunk in his record-breaking performance to open the 2025-26 season
- He was named MVP of the BBN United Tipoff Classic, averaging 11 points, 4.0 assists and 3.0 rebounds while shooting 52.9 percent from 3-point range

Celebrating the 50th Season of Kentucky Basketball in Rupp Arena

UK Athletics and Rupp Arena at Central Bank Center, proudly managed by Oak View Group, are excited to announce a season-long celebration marking the 50th season of Kentucky men's basketball playing in one of the most iconic venues in college sports.

Since opening its doors in 1976, Rupp Arena has been home to countless unforgettable moments, including four NCAA Championship-winning teams, legendary players and generations of Big Blue Nation faithful.

The milestone season will honor that rich history with a series of in-venue celebrations, social media throwbacks and special broadcast programming through the UK Sports Network

Throughout the 2025–26 season, fans can expect a variety of tributes to the program's storied history, including highlight reels, commemorative content and special recognitions during home games. The celebration will also spotlight the fans who have made Rupp Arena one of the most electric environments in all of sports.

Rupp Arena facts:

- Kentucky is 685-90 (88.4%) all-time in regular-season games
- First game played was a 72-64 win by No. 6 Kentucky over Wisconsin on Saturday, Nov. 27, 1976
- Rick Robey, a junior forward, scored the venue's opening points

Points Per Possession

Game	Off. PPP	Def. PPP
NICHOLLS	1.10	0.73
VALPARAISO	1.43	0.79
at Louisville	1.14	1.25
EASTERN ILLINOIS	1.46	0.78
vs. Michigan State	0.93	1.17
LOYOLA (MD.)	1.22	0.64
TENNESSEE TECH	1.42	0.74
NORTH CAROLINA	1.00	1.05
vs. Gonzaga	0.84	1.34
NC CENTRAL	1.43	0.93
INDIANA	1.07	0.90
vs. St. John's	1.13	0.95
BELLARMINE	1.48	1.27
at Alabama*	1.03	1.24
MISSOURI*	1.00	1.07
MISSISSIPPI STATE*	1.34	0.99
at LSU*	-	-
at Tennessee*	-	-
TEXAS*	-	-
OLE MISS*	-	-
at Vanderbilt*	-	-
at Arkansas*	-	-
OKLAHOMA*	-	-
TENNESSEE*	-	-
at Florida*	-	-
GEORGIA*	-	-
at Auburn*	-	-
at South Carolina*	-	-
VANDERBILT*	-	-
at Texas A&M*	-	-
FLORIDA*	-	-

Overall

UK offensive high - 1.48 (BELLARMINE)
UK offensive SEC high - 1.34 (MISSISSIPPI STATE)
UK offensive postseason high -
UK offensive low - 0.84 (vs. Gonzaga)
UK offensive SEC low - 1.00 (MISSOURI)
UK offensive postseason low -

Opp. offensive high - 1.34 (vs. Gonzaga)
Opp. SEC high - 1.24 (at Alabama)
Opp. postseason high -
Opp. offensive low - 0.64 (LOYOLA)
Opp. SEC low - 0.99 (MISSISSIPPI STATE)
Opp. postseason low -



NOTES

- Kentucky has gone undefeated in 14 seasons in the building's history
- The Wildcats set a venue record with 19 single-season wins in 2014-15
- With a victory over Fairleigh Dickinson on Dec. 7, 2019, Kentucky reached the 600-win mark at Rupp Arena faster than any other program in NCAA Division I level history. UK needed just 670 games to reach win No. 600 in Rupp Arena
- The Cats are 54-3 all-time as the AP No. 1 ranked team in Rupp Arena
- As an active UK player, Mark Pope's teams went 25-1 (96.2%) inside of Rupp Arena. He is 20-4 as UK's head coach
- The most points ever scored by Kentucky was 127 in a win over LSU on March 4, 1996
- Kentucky's Derrick Miller (40) has the most points scored by a UK player on Feb. 7, 1990. Navy's David Robinson has the individual scoring record (45) which he achieved on Jan. 25, 1987
- The record crowd was 24,479 on Jan. 2, 2010 in a 71-62 win over Louisville
- The longest UK winning streak was 54 games from Nov. 9, 2010 to Dec. 1, 2012

Toppling the Top 25

With eight wins over Associated Press Top 25 teams in year one, Mark Pope is already climbing the charts among league coaches. He added his first top-25 victory in year two with the win over St. John's. A breakdown of AP Top-25 wins among coaches at their respective SEC schools who coached their first three seasons at that program, while playing in the SEC. Porter Moser (Oklahoma) is not included because he did not start his tenure as a member of the SEC.

Todd Golden (Florida) - 18

Dennis Gates (Missouri) - 11

Chris Jans (Mississippi State) - 10

Mark Pope (Kentucky) - 9

Nate Oats (Alabama) - 8

Recapping Year One of the Mark Pope Era

When his alma mater came calling, Mark Pope knew there was no place like home.

Pope, a captain of the University of Kentucky's 1996 National Championship team, returned to Lexington as the 23rd head coach of Kentucky's storied men's basketball program on April 12.

- Became the first coach to take a team with zero returning scoring from the year prior to the Sweet 16 of the NCAA Tournament
- In his first year at the helm, Kentucky set a program record with 341 made 3s and had six players average double-figures for the first time in program history
- Earned his first career NCAA Tournament win with a victory over Troy in the opening round in 2025
- Defeated Oklahoma to advance to the SEC Tournament Quarterfinals in his first appearance as coach in the league tournament
- UK went 8-5 against AP Top 15 opponents in Pope's first season. The eight wins over top-15 teams tied an NCAA record for the most in a single season
- Otega Oweh scored the team's final 18 points, including the game-winner at Oklahoma to help UK win 83-82. It was the second win of the season by a one-point margin. He got his third one-point win when Oweh scored a second last-second shot against his former club in the SEC Tournament vs. the Sooners. He was the first UK coach (dating back to Rupp) to win two one-point games in his first season as coach, and now has three. Calipari (1-1 in first two such games over first two seasons); Gillispie (0-1), Smith (1-1 over first two seasons), Pitino (1-1 over first two seasons), Sutton (2-0, both occurred in second season), Hall (0-2 in his first year), Rupp (1-1, both in second season)
- Pope picked up his 200th career win as Kentucky defeated Mississippi State on Jan. 11. It also marked his first win in a "true" road game as head coach of the Wildcats
- With his win over No. 6 Florida on Jan. 4, Pope became just the second Kentucky head coach to win their first three matchups against AP Top 10 opponents. He joins Adolph Rupp who won his first seven such games from 1948-51.
- Pope was victorious in his first Kentucky vs. Louisville showdown as head coach, earning a 93-85 win over the Cards. The scoreline was the same as Rick Pitino's first win over Louisville at UK back in 1990
- Kentucky matched the largest halftime deficit overcome in program history when rallying from 16 down at the intermission to eventually beat No. 7 Gonzaga in overtime. Pope joined Adolph Rupp as the only two coaches in program history to win their first two games against AP top 10 ranked opponents
- UK set a single-game program record by connecting on 80.5% of its 2-point attempts in a win over Georgia State on Nov. 29. The previous record was 78.1% set vs. Lamar on Dec. 13, 1986
- The Wildcats connected on 10 or more 3s in each of the first five games of the season for the first time in program history
- Came back from a nine-point halftime deficit to down No. 6 Duke in the Champions Classic in just his third game as UK's head coach, the quickest coach at Kentucky to win a game against an AP Top 10 opponent
- Coached UK to a season-opening win by a 103-62 win, a 41-point margin. The 103 points were the most for a Kentucky coach in a debut game. The previous high was 88 points vs. Morehead State in Tubby Smith's first game in 1997

Kentucky's 2025-26 Team

A season after not returning a single player to their roster, the Wildcats have assembled a mix of returning players, first-year collegiate performers and talented transfers. Here's a snapshot of UK's roster:

- **Otega Oweh, Senior, Guard:** Preseason All-America candidate and SEC Player of the Year | Set career highs in points per game (16.2), rebounds per game (4.7), assists per game (1.7) and steals per game (1.6) in his junior campaign with the Cats
- **Denzel Aberdeen, Senior, Guard:** A member of Florida's 2025 National Championship squad | Averaged 7.7 points in 39 appearances with five starts a season ago | Had back-to-back 20-point games, scoring 20 on the road at Mississippi State and a career-high 22 points on five made 3s vs. South Carolina | Averaged 14.4 points and shot 41.4 percent from 3-point range in his five starts
- **Jasper Johnson, Freshman, Guard:** Five-star prospect, ranked as a top-25 prospect in the class | Won gold at the 2025 FIBA U19 Men's

Learn More About the Cats

Meet the Cats with BBN Tonight



Summer Recap



Ronald McDonald House Visit



Team Bowling



Pope's Gambit, Chess & Basketball



I Know Ball by UKSN



NOTES

- World Cup with Team USA this summer.
- **Kam Williams, Sophomore, Guard:** Started 28 of the 33 games played during his freshman campaign at Tulane| Logged 14 double-figure scoring efforts and shot 41.2 percent from 3-point range| Put up a season-high 24 points in the regular-season finale vs. UAB
 - **Andrija Jelavić, Sophomore, Forward:** Played for Mega Superbet in the Adriatic League, averaging 11.0 points, 7.4 rebounds, 1.5 assists and 1.0 steals| Played at the 2022 U18 Euro Championships averaging 11.3 points, 11.0 rebounds and 2.4 assists per game in seven outings
 - **Collin Chandler, Sophomore, Guard:** Saw action in 30 games during his freshman campaign| Hit a 3-pointer in each of the team’s final seven games| Logged 60 of his 82 points over the final 11 games of the season for an average of 5.5 points per game
 - **Trent Noah, Sophomore, Forward:** Appeared in 24 games during debut season| Averaged 2.7 points and 1.9 rebounds per game| Was key in home win over Tennessee, finishing with a season-best 11 points while hitting three 3s in the game. He became just the third player in program history to connect on three or more 3s off the bench against an AP Top 5 opponent
 - **Brandon Garrison, Junior, Forward:** Averaged 5.9 points, 3.9 rebounds and 1.9 assists per game as a sophomore| Had a season-high 15 points, four assists, three steals and two boards in the home finale against LSU
 - **Jaland Lowe, Junior, Guard:** Preseason Third-Team All-SEC by media| Led Pitt in scoring at 16.8 points per game and was one of eight players in Division I to average at least 16.5 points, 4.0 rebounds and 5.5 assists | Recorded sixth triple-double in Pitt history with 11 points, 10 rebounds and 10 assists vs. VMI
 - **Jayden Quaintance, Sophomore, Forward:** Started all 24 games in which he played with Arizona State as a freshman, averaging 9.4 points, 7.9 rebounds, 2.6 blocks and 1.5 assists while shooting 52.5 percent from the field| Big 12 All-Freshman Team and Big 12 All-Defensive Team selection | Set Arizona State freshman records for total blocked shots (63) and rebounds per game (7.9)
 - **Braydon Hawthorne, Freshman, Forward:** Consensus four-star prospect ranked the No. 33 overall player in the final class of 2025 rankings by 247Sports| Played his final high school season at Huntington Prep, averaging 23.5 points, 6.0 rebounds and 4.0 assists per game
 - **Mo Dioubate, Junior, Forward:** Played in all 37 games for Alabama, helping the team reach the Elite Eight as a No. 2 seed as a sophomore| Averaged 7.2 points, 5.9 rebounds and 1.1 assists per game | Recorded six double-doubles, including four against SEC opponents
 - **Malachi Moreno, Freshman, Center:** Attended Great Crossing High School where he earned Mr. Kentucky Basketball honors after leading school to state title as a senior| Averaged 21.5 points, 14.9 rebounds, 3.6 blocks and 3.5 assists during senior season| McDonald’s All-American
 - **Reece Potter, Junior, Forward:** Appeared in 30 games for the RedHawks as a sophomore and averaged 6.5 points and 3.7 rebounds

From Lex, to the League, and Back Again

- Mark Pope brings a unique background and experience to Kentucky as the 23rd head coach of the men’s basketball program.
- Mark Pope is one of 51 head coaches at the NCAA Division I level that is the head coach at his alma mater
 - Mark Pope is one of 22 head coaches at the NCAA Division I level that played in the NBA
 - Mark Pope is one of just five head coaches at the NCAA Division I level who played college basketball, played in the NBA, and now coach at their alma mater (Hubert Davis - UNC, Penny Hardaway - Memphis, Speedy Claxton - Hofstra, Larry Stewart - Coppin State)

Gone Portalin'

Kentucky made several important additions through the transfer portal this offseason, adding a total of six players. Notably, the Wildcats added a pair of players with SEC experience in Denzel Aberdeen, a national champion at Florida last season, and Mouhamed Dioubate, who twice reached the Elite Eight with Alabama.

According to ESPN, the Wildcats added the second most transfer talent in the country this offseason, and, when you factor in transfer talent lost, the Wildcats rank tied for first in terms of their net gain for the transfer portal, alongside St. John’s.

On3 ranked Kentucky’s transfer portal performance as the second-best in the country, while 247Sports had the Cats fifth.

Instate Freshmen

Kentucky’s freshman class includes two of the highest rated instate prospects in the modern era in Jasper Johnson and Malachi Moreno, both consensus top-30 prospects in the class of 2025.

Johnson boasts deep ties to UK as his father and uncle both played football at the University of Kentucky, while his grandfather worked in athletics administration for eight years. The youngest Johnson began his high school career at Woodford Country High School in Versailles, Ky., where he was a dual-sport athlete in football and basketball. He transitioned to focus on basketball ahead of his junior year, transferring to Link Academy in Missouri for one season, and then to Overtime Elite for his senior year of high school.

Moreno played his high school ball at Great Crossing in Georgetown, Ky., just a half hour from campus. He won Mr. Kentucky Basketball in 2025 and helped lead his team to the high school state championship while averaging 21.5 points, 14.9 rebounds, 3.6 blocks and 3.5 assists. Moreno was named a McDonald’s All-American.

Both Moreno and Johnson were a part of the USA Basketball U19 National Team Training Camp this summer, with Johnson going on to play for Team USA and win a gold medal at the FIBA U19 Men’s World Cup in Switzerland.

Associated Press Poll All-Time Leader

Not only is Kentucky the nation’s all-time wins leader and the team with the best all-time winning percentage, it has been ranked in the Associated Press more than any other program.

Kentucky has been ranked in the AP poll during 996 weeks in the poll’s 77-year history. North Carolina (972), Duke (924), Kansas (886) and UCLA (749) round out the top five.

The Wildcats were ranked No. 1 for the first time in the second month of the poll in Feb. 1949. UK has played a total of 252 games as the nation’s top-ranked team.

The Nov. 18, 2024 jump from No. 19 to No. 9 was the largest single-week rise for Kentucky in program history (10 spots). The previous record was a nine-spot jump accomplished in February of 2001.

Week-by-Week Rankings				
Week	AP	Coaches	NET	KenPom
Nov. 3	9	9	-	4
Nov. 10	9	8	-	1
Nov. 17	12	13	-	4
Nov. 24	19	18		12
Dec. 1	18	18	15	11
Dec. 8	RV	RV	31	20
Dec. 15	RV	RV	27	19
Dec. 22	RV	RV	22	18
Dec. 29	RV	RV	25	19
Jan. 5	RV	RV	31	24
Jan. 12	NR	NR	35	26
Jan. 19				
Jan. 26				
Feb. 2				
Feb. 9				
Feb. 16				
Feb. 23				
Mar. 2				
Mar. 9				
Mar. 16				
Mar. 23				
Mar. 30				

Clutch Free Throws		
Free throws during a two-possession game (six points or less) at any point with 3:00 or less to play or overtime:		
Player	FTs	Pct.
Malachi Moreno	2-2	1.000
Otega Oweh	1-2	.500
Kentucky	3-4	.750

All-Time Winningest Schools	
SCHOOL	WINS
1. Kentucky	2,432
2. Kansas	2,425
3. North Carolina	2,409
4. Duke	2,350
5. UCLA	2,036
6. Temple	2,021
7. Syracuse	2,018
8. Notre Dame	1,988
9. St. John's	1,984
10. Purdue	1,968
*Through games on Jan. 10	



NOTES

Kentucky Boasts Nation-Leading 27 Players on NBA Opening-Day Rosters

The 2025-26 NBA season tipped off on Oct. 21st and Kentucky men’s basketball continued its extensive presence with a nation-leading 27 players featured on opening day rosters across the league. It marks the 14th consecutive season in which Kentucky has set the benchmark for alumni in The Association.

The total of 27 players is based off the NBA’s official opening-day roster list and includes all two-way and inactive players.

UK is represented on 20 NBA franchises, with seven teams featuring multiple Wildcats on their rosters. The Phoenix Suns lead the league with three UK products, while the Dallas Mavericks, Miami Heat, Minnesota Timberwolves, Oklahoma City Thunder, Philadelphia 76ers and San Antonio Spurs each have two.

Two Cats from the 2024-25 Kentucky Wildcats earned spots in the NBA to begin the season including Koby Brea on the Phoenix Suns and Amari Williams on the Boston Celtics.

Kentucky’s decorated NBA group is coming off a highly successful 2024-25 season. Shai Gilgeous-Alexander became the first Kentucky men’s basketball product to capture the NBA Most Valuable Player award on his way to leading the Oklahoma City Thunder to an NBA Championship alongside Cason Wallace. Gilgeous-Alexander was joined by Karl-Anthony Towns as an All-NBA performer. Those two, along with Anthony Davis and Tyler Herro, were selected as NBA All-Stars.

Wildcats in the NBA (27)

Bam Adebayo – Miami Heat	Devin Booker – Phoenix Suns
Koby Brea – Phoenix Suns	Anthony Davis – Los Angeles Lakers
Rob Dillingham – Minnesota Timberwolves	Justin Edwards – Philadelphia 76ers
De’Aaron Fox – San Antonio Spurs	Shai Gilgeous-Alexander – OKC Thunder
Tyler Herro – Miami Heat	Isaiah Jackson – Indiana Pacers
Keldon Johnson – San Antonio Spurs	Tyrese Maxey – Philadelphia 76ers
Malik Monk – Sacramento Kings	Jamal Murray – Denver Nuggets
Immanuel Quickley – Toronto Raptors	Julius Randle – Minnesota Timberwolves
Antonio Reeves – Charlotte Hornets	Nick Richards – Phoenix Suns
Shaedon Sharpe – Portland Trail Blazers	Reed Sheppard – Houston Rockets
Jacob Toppin – Atlanta Hawks	Karl-Anthony Towns – New York Knicks
Oscar Tshiebwe – Utah Jazz	Jarred Vanderbilt – Los Angeles Lakers
Cason Wallace – OKC Thunder	PJ Washington – Dallas Mavericks
Amari Williams - Boston Celtics	

Noteable nuggets about UK’s NBA stars:

- Shai Gilgeous-Alexander (Thunder) and Tyrese Maxey (76ers) were named the Western and Eastern Conference Players of the Week, respectively, on Nov. 3
- Gilgeous-Alexander registered his 93rd consecutive game with at least 20 points scored in a win over the Trail Blazers on Nov. 30. That streak is now the second-longest in NBA history, trailing only Wilt Chamberlain’s streak of 126 games.
- Koby Brea (Suns) and Amari Williams (Celtics) both scored their first career points early in the season. Brea had a layup vs. the Spurs on Nov. 2, while Williams’ first tally came on a left-handed hook in the lane on Nov. 1 vs. the Rockets
- Only two players in NBA history have opened a season with 10 straight games of at least 25 points scored and at least five assists dished: Maxey in 2025-26 and Allen Iverson in 2005-06
- Reed Sheppard (Rockets) scored a career-high 31 points and had a career-best nine boards against the Warriors on Nov. 26. He became the second youngest player in Houston history to record 30+ points, 8+ boards and 5+ assists in a game
- De’Aaron Fox (Spurs) had 37 points, the most in his career as a Spur, and added eight assists in a win over Portland on Nov. 26
- Jamal Murray (Nuggets) poured in 52 points and drained a career-best 10 of 11 from distance on Dec. 2 vs. the Pacers. He was named NBA Player of the Week on Dec. 8
- As of Dec. 5, Gilgeous-Alexander in his last 100 regular-season games had the following stats (3,243 points, 637 assists, 164 steals, 52.3 field-goal percentage) - the only other player to match or exceed those numbers over a 100-game span since steals began being tracked was Michael Jordan
- Karl-Anthony Towns and the Knicks claimed the NBA Cup on Dec. 16. Towns had 16 points, 11 rebounds and a pair of steals in the win. The Knicks downed De’Aaron Fox and Keldon Johnson from the Spurs. Fox had 16 points and nine assists in the loss, while Johnson posted three points and four boards
- Karl-Anthony Towns (Knicks), De’Aaron Fox (Spurs), and Shai Gilgeous-Alexander (Thunder), were all named to the NBA Cup All-Tournament Team
- Jamal Murray (Nuggets) had 35 points and 10 assists, while making nine 3s. He’s the first player in the history of the NBA to have those numbers in a Christmas Day game
- TyTy Washington (Clippers) was signed to a two-way contract in late December pushing UK’s numbers to 28 players on NBA Rosters in 2025-26
- Karl-Anthony Towns (Knicks) became the fastest player in NBA history to amass 15,000 points, 7,500 rebounds and 1,000 3-pointers. He did so in just 677 games, bettering Dirk Nowitzki’s mark of 879 outings
- Shai Gilgeous-Alexander was named the Western Conference Player of the Month for the month of December



KENTUCKY BY THE NUMBERS

Date	Opponent	Result	Points	Rebounds	Assists	Steals	Blocks
N. 4	NICHOLLS ¹	W, 77-51	Chandler - 15^	Moreno - 9^	Aberdeen - 6^	Chandler - 2^	Three with - 1^
N. 7	VALPARAISO ¹	W, 107-59	Moreno - 18^	Moreno - 10^	Two with - 5^	Three with - 1	Five with - 1
N. 11	at Louisville	L, 96-88	Aberdeen - 26	Aberdeen - 7	Lowe - 5^	Oweh - 2	Three with - 1
N. 14	EASTERN ILLINOIS ¹	W, 99-53	Dioubate - 20^	Dioubate - 11^	Johnson - 7^	Three with - 2^	Dioubate - 2
N. 18	vs. Michigan State ²	L, 83-66	Oweh - 12	Four with - 4	Two with - 3	Aberdeen - 3^	Chandler - 2^
N. 21	LOYOLA (MD.)	W, 88-46	Two with - 13^	Garrison - 11^	Aberdeen - 6^	Two with - 3^	Moreno - 4^
N. 26	TENNESSEE TECH	W, 104-54	Three with - 16^	Moreno - 11^	Chandler - 5^	Aberdeen - 3^	Moreno - 2^
D. 2	NORTH CAROLINA ³	L, 67-64	Oweh - 16	Moreno - 9	Aberdeen - 4	Three with - 2^	Moreno - 3^
D. 5	vs. Gonzaga ⁴	L, 94-59	Oweh - 16	Oweh - 5	Oweh - 5	Chandler - 3^	-
D. 9	NC CENTRAL	W, 103-67	Johnson - 22^	Two with - 7^	Chandler - 8^	Oweh - 4^	Moreno - 2^
D. 13	INDIANA	W, 72-60	Dioubate - 14	Dioubate - 12^	Moreno - 3^	Dioubate - 5^	Moreno - 2^
D. 20	vs. St. John's ⁵	W, 78-66	Oweh - 20^	Moreno - 9^	Three with - 3^	Oweh - 3^	Three with - 2^
D. 23	BELLARMINE	W, 99-85	Williams - 26^	Oweh - 8^	Oweh - 10^	Three with - 2	Dioubate - 3^
J. 3	at Alabama*	L, 89-74	Oweh - 22	Two with - 8	Oweh - 3	Lowe - 2	Garrison - 3^
J. 7	MISSOURI*	L, 73-68	Oweh - 20	Oweh - 5	Two with - 4	Oweh - 4^	Moreno - 3^
J. 10	MISSISSIPPI STATE*	W, 92-68	Oweh - 22^	Moreno - 8	Moreno - 6^	Oweh - 5^	Two with - 1
J. 14	at LSU*						
J. 17	at Tennessee*						
J. 21	TEXAS*						
J. 24	OLE MISS*						
J. 27	at Vanderbilt*						
J. 31	at Arkansas*						
F. 4	OKLAHOMA*						
F. 7	TENNESSEE*						
F. 14	at Florida*						
F. 17	GEORGIA*						
F. 21	at Auburn*						
F. 24	at South Carolina*						
F. 28	VANDERBILT*						
M. 3	at Texas A&M*						
M. 7	FLORIDA*						

All home games in **BOLD CAPS**

*SEC game, ^game high

1 - BBN United Tipoff Classic (Rupp Arena | Lexington, Ky.)

2 - Champions Classic (Madison Square Garden | New York)

3 - ACC/SEC Challenge (Rupp Arena | Lexington, Ky.)

4 - Bridgestone Arena | Nashville, Tenn.

5 - CBS Sports Classic (State Farm Arena | Atlanta)

6 - SEC Tournament (Bridgestone Arena | Nashville, Tenn.)

Times Led

Oweh - 8
Aberdeen - 2
Chandler - 2
Dioubate - 2
Williams - 2
Johnson - 1
Moreno - 1
Noah - 1

Times Led

Moreno - 8
Oweh - 6
Dioubate - 3
Garrison - 2
Aberdeen - 1
Chandler - 1

Times Led

Aberdeen - 5
Oweh - 5
Chandler - 3
Lowe - 3
Moreno - 3
Johnson - 2

Times Led

Oweh - 8
Aberdeen - 4
Chandler - 4
Dioubate - 4
Lowe - 2
Moreno - 1
Noah - 1
Williams - 1

Times Led

Moreno - 8
Dioubate - 4
Chandler - 3
Garrison - 3
Williams - 3
Oweh - 2
Johnson - 1
Lowe - 1
Quaintance - 1

MISCELLANEOUS STATS

Game Leaders							Games With ...							
No.	Name	Points	Rebounds	Blocks	Assists	Steals	10+ Pts	20+ Pts	10+ Rebs	3+ Assts	3+ Blks	3+ Stls	3+ 3s	Double-Double
00	Otega Oweh*	8 (28)	6 (13)	2 (21)	5 (9)	8 (55)	16 (71)	5 (21)	0 (2)	9 (22)	0 (0)	5 (23)	2 (3)	1 (3)
1	Denzel Aberdeen*	2 (5)	1 (1)	0 (1)	5 (7)	4 (10)	9 (22)	1 (4)	0 (0)	9 (18)	0 (0)	2 (4)	3 (6)	0 (0)
2	Jasper Johnson	1 (1)	0 (0)	1 (1)	2 (2)	0 (0)	2 (2)	1 (1)	0 (0)	6 (6)	0 (0)	0 (0)	2 (2)	0 (0)
3	Kam Williams*	2 (4)	0 (6)	3 (16)	0 (2)	1 (17)	3 (17)	1 (2)	0 (2)	2 (7)	0 (3)	1 (7)	1 (10)	0 (1)
4	Andrija Jelavic	0 (0)	0 (0)	0 (0)	0 (0)	0 (0)	2 (2)	0 (0)	1 (1)	1 (1)	0 (0)	0 (0)	0 (0)	0 (0)
5	Collin Chandler	2 (2)	1 (1)	3 (3)	3 (3)	4 (11)	8 (9)	0 (0)	0 (0)	7 (9)	0 (0)	1 (2)	4 (5)	0 (0)
9	Trent Noah	1 (1)	0 (0)	0 (0)	0 (0)	1 (2)	2 (3)	0 (0)	0 (0)	1 (1)	0 (0)	0 (0)	2 (3)	0 (0)
10	Brandon Garrison*	0 (2)	2 (17)	3 (31)	0 (5)	0 (16)	1 (18)	0 (3)	1 (3)	1 (15)	1 (10)	0 (4)	0 (0)	0 (1)
11	Walker Horn	0 (0)	0 (0)	0 (0)	0 (0)	0 (0)	0 (0)	0 (0)	0 (0)	0 (0)	0 (0)	0 (0)	0 (0)	0 (0)
15	Jaland Lowe*	0 (17)	0 (6)	1 (5)	3 (44)	2 (21)	3 (46)	1 (13)	0 (2)	3 (49)	0 (0)	0 (9)	0 (4)	0 (2)
20	Zach Tow	0 (0)	0 (0)	0 (0)	0 (0)	0 (0)	0 (0)	0 (0)	0 (0)	0 (0)	0 (0)	0 (0)	0 (0)	0 (0)
21	Jayden Quaintance*	0 (2)	0 (16)	1 (20)	0 (2)	0 (10)	1 (12)	0 (1)	0 (9)	0 (4)	0 (11)	0 (3)	0 (0)	0 (6)
22	Braydon Hawthorne	0 (0)	0 (0)	0 (0)	0 (0)	0 (0)	0 (0)	0 (0)	0 (0)	0 (0)	0 (0)	0 (0)	0 (0)	0 (0)
23	Mo Dioubate*	2 (3)	3 (14)	4 (18)	0 (1)	3 (15)	5 (20)	2 (3)	2 (9)	1 (4)	1 (4)	1 (3)	0 (1)	2 (8)
24	Malachi Moreno	1 (1)	8 (8)	7 (7)	3 (3)	1 (1)	6 (6)	0 (0)	2 (2)	5 (5)	3 (3)	2 (2)	0 (0)	2 (2)
33	Reece Potter*	0 (3)	0 (3)	0 (14)	0 (2)	0 (5)	0 (11)	0 (0)	0 (0)	0 (6)	0 (2)	0 (1)	0 (2)	0 (0)

Career total in (parentheses); *includes pre-UK career

Starting Lineups						
Guard	Guard	G/F	Forward	Forward	Games	W-L
Aberdeen	Chandler	Oweh	Dioubate	Garrison	4	2-2
Aberdeen	Chandler	Oweh	Williams	Moreno	4	2-2
Aberdeen	Chandler	Oweh	Dioubate	Moreno	3	2-1
Aberdeen	Chandler	Oweh	Noah	Moreno	2	2-0
Lowe	Aberdeen	Oweh	Dioubate	Quaintance	1	1-0
Chandler	Oweh	Noah	Dioubate	Garrison	1	1-0

Streaks	Miscellaneous
Overall	Won 1
Unranked AP teams anywhere	Won 1
Ranked AP teams anywhere	Lost 1
Home	Won 1
Home AP ranked teams	Lost 2
Home AP unranked teams	Won 1
Home SEC	Won 1
Home nonconference	Won 3
Home AP ranked SEC	Lost 1
Home AP unranked SEC	Won 1
Home AP ranked nonconference	Lost 1
Home AP unranked nonconference	Won 17
Road	Lost 2
Road AP ranked teams	Lost 2
Road AP unranked teams	Won 1
Road SEC	Lost 1
Road nonconference	Lost 2
Road AP ranked SEC	Lost 1
Road AP unranked SEC	Won 1
Road AP ranked nonconference	Lost 2
Road AP unranked nonconference	Lost 1
Neutral	Won 1
Neutral AP ranked teams	Won 1
Neutral AP unranked teams	Won 3
Neutral SEC Tournament	Lost 1
Neutral nonconference	Won 1
Neutral AP ranked SEC Tournament	Lost 4
Neutral AP unranked SEC Tournament	Won 1
Neutral AP ranked nonconference	Won 1
Neutral AP unranked nonconference	Won 2
Active Consecutive Made Career Starts	
Otega Oweh	53
Denzel Aberdeen	15
Mo Dioubate	5
Jaland Lowe	2
Malachi Moreno	1
Active Consecutive Made Free Throws	
Denzel Aberdeen	13
Kam Williams	10
Jasper Johnson	9
Trent Noah	8
Collin Chandler	3
Andrija Jelavic	2
Malachi Moreno	1
Otega Oweh	1
Active Consecutive Games Played with a 3-Pointer	
Kam Williams	6
Otega Oweh	3
Denzel Aberdeen	2
Collin Chandler	1
Andrija Jelavic	1
Jasper Johnson	1
Charges Drawn	Collin Chandler - 1
First Sub	Brandon Garrison - 5 Jasper Johnson - 5 Malachi Moreno - 5 Jaland Lowe - 4 Andrija Jelavic - 2 Jayden Quaintance - 2 Collin Chandler - 1 Kam Williams - 1
5-Second Violations	Kentucky - 0 Opponent - 0
10-Second Violations Forced	Kentucky - 1 Opponent - 0
Shot-Clock Violations Forced	Kentucky - 10 Opponent - 7
Tipoffs (including OT)	Kentucky - 12 Opponent - 4
3-Point Plays	Denzel Aberdeen - 3 Mo Dioubate - 3 Otega Oweh - 3 Brandon Garrison - 2 Jasper Johnson - 2 Jaland Lowe - 2 Malachi Moreno - 2
4-Point Plays	Jaland Lowe - 1

Kentucky's Record When ...		
KENTUCKY RECORD	ALL	SEC
Leading at halftime:	8-0	1-0
Tied at the half:	0-1	0-0
Trailing at halftime:	2-5	0-2
Shoot 50% or better:	6-0	1-0
Shoot less than 50%:	4-6	0-2
Shoot higher % than opp.:	10-2	1-0
Shoot lower % than opp.:	0-4	0-2
Opp. shoot worse than 40%:	7-0	0-0
Opp. shoot 40% or higher:	3-6	1-2
Score less than 60 points:	0-1	0-0
Score 60-69 points:	0-3	0-1
Score 70-79 points:	3-1	0-1
Score 80-89 points:	1-1	0-0
Score 90-99 points:	3-0	1-0
Score 100+ points:	3-0	0-0
Opp. score less than 60 pts.:	5-0	0-0
Opp. score 60-69 pts.:	4-1	1-0
Opp. score 70-79 pts.:	0-1	0-1
Opp. score 80-89 points:	1-2	0-1
Opp. score 90-99 points:	0-2	0-0
Opp. score 100+ points:	0-0	0-0
Outrebounded opponent:	9-2	1-1
Outrebounded by opponent:	1-4	0-1
Equal number of rebounds:	0-0	0-0
Fewer turnovers than opp.:	7-2	1-0
Same turnovers as opp.:	0-0	0-0
More turnovers than opp.:	3-4	0-2
Make 10 or more 3-pointers:	5-1	0-0
Make 9 or fewer 3-pointers:	5-5	1-2
Games decided by 5 or fewer:	0-2	0-1
Overtime games:	0-0	0-0
KENTUCKY RECORD	ALL	SEC
On ABC:	0-0	0-0
On CBS:	1-0	0-0
On ESPN/ESPN2/ESPNU:	1-6	0-2
On SEC Network:	3-0	1-0
On ESPN+/SEC Network+:	5-0	0-0
On TBS/truTV	0-0	0-0
Games vs. AP ranked opp.:	1-5	0-1
Games following a loss:	4-2	1-1
More points in the paint:	9-3	1-1
Fewer or same points in the paint:	1-3	0-1
More bench points than opp.:	10-3	1-2
Fewer or same bench pts.:	0-3	0-0
More second-chance points:	9-4	1-2
Fewer or same second-chance pts.:	1-2	0-0
More points off TOs:	7-3	1-1
Fewer or same points off TOs:	3-3	0-1
More fastbreak points	10-6	1-2
Fewer or same fastbreak points	0-0	0-0
On Monday:	0-0	0-0
On Tuesday:	3-3	0-0
On Wednesday	1-1	0-1
On Thursday:	0-0	0-0
On Friday:	3-1	0-0
On Saturday:	3-1	1-1
On Sunday:	0-0	0-0
In November	5-2	0-0
In December	4-2	0-0
In January	1-2	1-2
In February	0-0	0-0
In March	0-0	0-0
In April	0-0	0-0
In White Uniforms	10-4	1-1
In Blue Uniforms	0-2	0-1

Dunk Tracker				
Player	Dunks in 2025-26	Dunks in Career		
Otega Oweh	20	99		
Brandon Garrison	12	56		
Jayden Quaintance	2	35		
Malachi Moreno	33	33		
Reece Potter	-	23		
Mouhamed Dioubate	7	23		
Kam Williams	6	16		
Denzel Aberdeen	4	14		
Collin Chandler	4	4		
Andrija Jelavic	3	3		
Jaland Lowe	-	1		
Trent Noah	1	1		
Fast Facts		First Points of the Game		
Shooting Percentage	.483	Player	Dunk/Layup	Jumper
Avg. Assists Per Game	17.8	Denzel Aberdeen		1
Points Off Turnovers	16.4	Collin Chandler	2	
Second-Chance Points	13.5	Mo Dioubate	1	
Points in the Paint	39.9	Brandon Garrison	1	
Fast Break Points	19.0	Malachi Moreno		1
Bench Points	33.1	Trent Noah	1	1
Points Per Possession	1.190	Otega Oweh	2	
Avg. Time of Possession	15.6	Kam Williams	1	2



THE LAST TIME UK ...

INDIVIDUALS

SCORING

Scored 25 points: Kam Williams (26), BELLARMINE, 12/23/25
Scored 30 points: Lamont Butler (33), LOUISVILLE, 12/14/24
Scored 35 Points: Rob Dillingham (35) vs. TENNESSEE, 2/3/24
Scored 40 points: Malik Monk (47) vs. North Carolina, 12/17/16
Scored 45 points: Malik Monk (47) vs. North Carolina, 12/17/16
Scored 50 points: Jodie Meeks (54) at Tennessee, 1/13/09
Scored 55 points: Never
Two players had 20 points: Otega Owhe (22), Jaland Lowe (21), at Alabama, 1/3/26
Three players had 20 points: Tre Mitchell (22), D.J. Wagner (22) and Antonio Reeves (20) vs. SAINT JOSEPH'S, 11/20/23
Two players had 30 points: Patrick Patterson (33) and Jodie Meeks (32) vs. TENNESSEE STATE, 12/22/08
Scored 20 points in two straight games: Otega Owhe (3), 1/3/26-1/10/26
Scored 20 points in three straight games: Otega Owhe (3), 1/3/26-1/10/26
Scored 20 points in four straight games: Antonio Reeves (7), 2/17/24-3/9/24
Scored 20 points in five straight games: Antonio Reeves (7), 2/17/24-3/9/24
Scored 20 points in six straight games: Antonio Reeves (7), 2/17/24-3/9/24
Scored 20 points in seven straight games: Antonio Reeves (7), 2/17/24-3/9/24
Scored 20 points in eight straight games: Jamal Murray (12), 2/2/16 - 3/12/16
Scored 20 points in nine straight games: Jamal Murray (12), 2/2/16 - 3/12/16
Scored 20 points in 10 straight games: Jamal Murray (12), 2/2/16 - 3/12/16
Scored 20 points in 11 straight games: Jamal Murray (12), 2/2/16 - 3/12/16
Scored 20 points in 12 straight games: Jamal Murray (12), 2/2/16 - 3/12/16
Scored 20 points in 15 straight games: Dan Issel (18), 12/1/69 - 2/7/70
Scored 25 points in two straight games: Antonio Reeves (2) 12/23/23 - 12/29/23
Scored 25 points in three straight games: Tayshaun Prince (3), 3/11/01-3/17/01
Scored 30 points in two straight games: Jodie Meeks vs. Appalachian State (46), 12/20/08; vs. TENNESSEE STATE (32), 12/22/08
Scored 30 points in three straight games: Dan Issel (6) 2/14/70 - 3/2/70
Scored in double figures in 10 straight games: Otega Owhe (19), 3/21/25-1/10/26
Scored in double figures in 15 straight games: Otega Owhe (19), 3/21/25-1/10/26
Scored in double figures in 20 straight games: Otega Owhe (26), 11/4/24-2/19/25
Scored in double figures in 25 straight games: Otega Owhe (26), 11/4/24-2/19/25
Scored in double figures in 30 straight games: Malik Monk (30), 11/11/16-2/28/17
Scored in double figures in 33 straight games: Jamal Murray (34), 11/17/15 - 3/19/16
Scored in double figures in 34 straight games: Jamal Murray (34), 11/17/15 - 3/19/16
Scored in double figures in 35 straight games: Kenny Walker (36), 11/14/85 - 3/22/86
Five players scored in double figures: Kam Williams (26), Mo Dioubate (20), Denzel Aberdeen (14), Jasper Johnson (11), Otega Owhe (10), BELLARMINE, 12/23/25
Six players scored in double figures: Malachi Moreno (18), Otega Owhe (15), Mouhamed Dioubate (14), Collin Chandler (14), Denzel Aberdeen (12), Brandon Garrison (12), VALPARAISO, 11/7/25
Seven players scored in double figures: Otega Owhe (21), Lamont Butler (17), Amari Williams (13), Jaxson Robinson (11), Brandon Garrison (11), Koby Brea (10), Ansley Almonor (10), ALABAMA, 1/18/25
Four players with 15 or more points: Koby Brea (23), Lamont Butler (19), Otega Owhe (16), Amari Williams (15), FLORIDA, 1/4/25

DOUBLE-DOUBLES

Double-double: Otega Owhe (10 points, 10 assists), BELLARMINE, 12/23/25
Triple-double: Amari Williams (22 points, 11 rebounds, 10 assists), at Ole Miss, 2/4/25
20-10 (rebs) game: Mouhamed Dioubate (20 points, 11 rebounds), EASTERN ILLINOIS, 11/14/25
20-10 (assts) game: De'Aaron Fox (24 points, 10 assists) vs. North Carolina, 12/17/16
20-15 game: Oscar Tshiebwe (25 points, 18 rebounds) vs. Kan-

sas State, 3/19/23
20-20 game: Oscar Tshiebwe (21 points, 20 rebounds), vs. VANDERBILT, 3/1/23
30-10 game: Oscar Tshiebwe (37 points, 24 rebounds) vs. GEORGIA, 1/17/23
30-15 game: Oscar Tshiebwe (37 points, 24 rebounds) vs. GEORGIA, 1/17/23
30-20 game: Oscar Tshiebwe (37 points, 24 rebounds) vs. GEORGIA, 1/17/23
40-30 game: Bill Spivey (40 points, 34 rebounds) vs. XAVIER, 2/13/51
Back-to-back 20-10 games: Oscar Tshiebwe (22 p, 17 r) vs. AUBURN, 2/25/23; (21 p, 20 r) vs. VANDERBILT, 1/3/23
Three straight 20-10 games: Julius Randle (23 p, 16 r) vs. UNC ASHEVILLE, 11/8/13; (22 p, 14 r) vs. NORTHERN KENTUCKY, 11/10/13; (27 p, 13 r) vs. Michigan State, 11/12/13
Double-double in points and rebs.: Mouhamed Dioubate (14 points, 12 rebounds), INDIANA, 12/13/25
Double-double in points and assists: Otega Owhe (10 points, 10 assists), BELLARMINE, 12/23/25
Double-double in points and blocks: Never
Double-double in points and steals: Never
Double-double in two consecutive games: Amari Williams (3) 1/28/25-2/4/25
Double-double in three consecutive games: Amari Williams (3) 1/28/25-2/4/25
Double-double in four consecutive games: Oscar Tshiebwe (4) 2/25/23-3/10/23
Double-double in five consecutive games: Oscar Tshiebwe (17) 1/19/22-11/15/22
Double-double in 10 consecutive games: Oscar Tshiebwe (17) 1/19/22-11/15/22
Double-double in 15 consecutive games: Oscar Tshiebwe (17) 1/19/22-11/15/22
Two players record double-doubles: Tre Mitchell (18 points, 12 rebounds), Reed Sheppard (11 points, 11 assists) at Louisville, 12/21/23
Three players record double-doubles: PJ Washington (20 points, 13 rebounds), Reid Travis (18 points, 12 rebounds), Keldon Johnson (15 points, 10 rebounds) vs. KANSAS, 1/26/19
Four players record double-doubles: Jack Givens (30 pts, 13 rebs), Kyle Macy (16 pts, 10 assts), Mike Phillips (22 pts, 18 rebs), Rick Robey (23 pts, 13 rebs) vs. SMU 11/26/77
Five players record double-doubles: Never

FIELD GOALS

Made 12 FG in a game: Otega Owhe (12) at Oklahoma, 2/26/25
Made 15 FG in a game: Malik Monk (18) vs. North Carolina, 12/17/16
Made 16 FG in a game: Malik Monk (18) vs. North Carolina, 12/17/16
Made 17 FG in a game: Malik Monk (18) vs. North Carolina, 12/17/16
Made 18 FG in a game: Malik Monk (18) vs. North Carolina, 12/17/16
Made 19 FG in a game: Dan Issel (19) at Alabama, 2/23/70
Made 20 FG in a game: Dan Issel (23) at Ole Miss, 2/7/70
Made 21 FG in a game: Dan Issel (23) at Ole Miss, 2/7/70
Made 22 FG in a game: Dan Issel (23) at Ole Miss, 2/7/70
Made 23 FG in a game: Dan Issel (23) at Ole Miss, 2/7/70
Made 24 FG in a game: Never
Attempted 17 FG in a game: Otega Owhe (17), MISSISSIPPI STATE, 1/10/26
Attempted 18 FG in a game: Denzel Aberdeen (20), at Louisville, 11/11/25
Attempted 19 FG in a game: Denzel Aberdeen (20), at Louisville, 11/11/25
Attempted 20 FG in a game: Denzel Aberdeen (20), at Louisville, 11/11/25
Attempted 25 FG in a game: Antonio Reeves (25) vs. Kansas, 11/14/23
Attempted 30 FG in a game: Kevin Grevey (30) vs. UCLA, 3/31/75
Attempted 40 FG in a game: Bill Spivey (41) XAVIER, 2/13/51

3-POINTERS

Made 5 3-pointers in a game: Kam Williams (8), BELLARMINE (12/23/25)
Made 6 3-pointers in a game: Kam Williams (8), BELLARMINE (12/23/25)
Made 7 3-pointers in a game: Kam Williams (8), BELLARMINE (12/23/25)
Made 8 3-pointers in a game: Kam Williams (8), BELLARMINE (12/23/25)
Made 9 3-pointers in a game: Jodie Meeks (10) at Tennessee, 1/13/09
Made 10 3-pointers in a game: Jodie Meeks (10) at Tennessee, 1/13/09
Made 11 3-pointers in a game: Never
Two players made at least 5 3-pointers in a game: Davion Mintz (6), Brandon Boston Jr. (6) vs. SOUTH CAROLINA, 3/6/21

Two players made at least 6 3-pointers in a game: Davion Mintz (6), Brandon Boston Jr. (6) vs. SOUTH CAROLINA, 3/6/21
Two players made at least 7 3-pointers in a game: Never
Attempted 10 3-pointers in a game: Kam Williams (10), BELLARMINE, 12/23/25
Attempted 15 3-pointers in a game: Antonio Reeves (17) vs. Kansas, 11/14/23
Attempted 16 3-pointers in a game: Antonio Reeves (17) vs. Kansas, 11/14/23
Attempted 17 3-pointers in a game: Antonio Reeves (17) vs. Kansas, 11/14/23
Attempted 18 3-pointers in a game: Derrick Miller (19) at Kansas 12/9/89
Attempted 19 3-pointers in a game: Derrick Miller (19) at Kansas 12/9/89
Attempted 20 3-pointers in a game: Never
Made a 3-pointer in 10 straight games: Collin Chandler (14), 3/4/25-11/26/25
Made a 3-pointer in 15 straight games: Jaxson Robinson (21), 11/19/24-2/26/25
Made a 3-pointer in 20 straight games: Jaxson Robinson (21), 11/19/24-2/26/25
Made a 3-pointer in 30 straight games: Jamal Murray (36), 11/13/15-3/19/16
Made two 3-pointers in 10 straight games: Jamal Murray (17), 1/23/16-3/17/16
Made three 3-pointers in 10 straight games: Gerald Fitch (20), 1/14/03-3/23/03
Made three 3-pointers in 15 straight games: Gerald Fitch (20), 1/14/03-3/23/03
Made three 3-pointers in 20 straight games: Gerald Fitch (20), 1/14/03-3/23/03
Made three 3-pointers in 25 straight games: Keith Bogans (29), 3/14/02-2/26/03

FREE THROWS

Made 8 FT in a game: Otega Owhe (8), vs. St. John's, 12/20/25
Made 9 FT in a game: Otega Owhe (9), vs. Gonzaga, 12/5/25
Made 10 FT in a game: Amari Williams (10), at Missouri, 3/8/25
Made 11 FT in a game: Otega Owhe (13), vs. Ohio State, 12/21/24
Made 12 FT in a game: Otega Owhe (13), vs. Ohio State, 12/21/24
Made 13 FT in a game: Otega Owhe (13), vs. Ohio State, 12/21/24
Made 14 FT in a game: Olivier Sarr (14) vs. VANDERBILT, 1/5/21
Made 15 FT in a game: Rodrick Rhodes (16) vs. Ole Miss, 1/18/95
Made 16 FT in a game: Rodrick Rhodes (16) vs. Ole Miss, 1/18/95
Made 17 FT in a game: Dwight Anderson (18) vs. MISSISSIPPI STATE, 2/12/79
Made 18 FT in a game: Dwight Anderson (18) vs. MISSISSIPPI STATE, 2/12/79
Made 19 FT in a game: Never
Attempted 10 FT in a game: Mouhamed Dioubate (10), INDIANA, 12/13/25
Attempted 15 FT in a game: Oscar Tshiebwe (15) vs. VANDERBILT, 3/1/23
Attempted 20 FT in a game: PJ Washington (20) vs. Kansas State, 3/22/18
Attempted 25 FT in a game: Never
Made 20 Straight FT: Koby Brea (20), 1/28/25-3/28/25
Made 30 Straight FT: Tyler Herro (38), 2/16/19-3/29/19
Made 40 Straight FT: Travis Ford (50), 3/27/93-1/6/94
Made 50 Straight FT: Travis Ford (50), 3/27/93-1/6/94

REBOUNDS

15 Rebs: Amari Williams (15) at Tennessee, 1/28/25
20 Rebs: Oscar Tshiebwe (25) vs. Providence, 3/17/23
25 Rebs: Oscar Tshiebwe (25) vs. Providence, 3/17/23
26 Rebs: Oscar Tshiebwe (28) vs. WESTERN KENTUCKY, 12/22/21
27 Rebs: Oscar Tshiebwe (28) vs. WESTERN KENTUCKY, 12/22/21
28 Rebs: Oscar Tshiebwe (28) vs. WESTERN KENTUCKY, 12/22/21
30 Rebs: Cotton Nash (30) vs. OLE MISS, 2/8/64
34 Rebs: Bob Burrow (34) vs. TEMPLE, 12/10/55
35 Rebs: Never
20+ Rebs in two consecutive games: Oscar Tshiebwe (2), 12/22/21-12/29/21
10+ Rebs in three consecutive games: Amari Williams (3), 1/28/25-2/4/25
10+ Rebs in four consecutive games: Tre Mitchell (5), 12/21/23-1/13/24
10+ Rebs in five consecutive games: Tre Mitchell (5), 12/21/23-1/13/24
10+ rebs in 10 consecutive games: Oscar Tshiebwe (22),



THE LAST TIME UK ...

1/4/22-11/15/22
10+ rebs in 15 consecutive games: Oscar Tshiebwe (22), 1/4/22-11/15/22
10+ rebs in 20 consecutive games: Oscar Tshiebwe (22), 1/4/22-11/15/22
10+ rebs in 25 consecutive games: Never
Two players had 10 rebounds: Malachi Moreno (11), Andrija Jelavic (10), TENNESSEE TECH, 11/26/25
Three players had 10 rebounds: Oscar Tshiebwe (15), Jacob Toppin (10), Ugonna Onyenso (10) vs. NORTH FLORIDA, 11/23/22

ASSISTS

6 assists: Malachi Moreno (6), MISSISSIPPI STATE, 1/10/26
7 assists: Jasper Johnson (7), Otega Owesh (10) BELLARMINE, 12/23/25
8 assists: Otega Owesh (10) BELLARMINE, 12/23/25
9 assists: Otega Owesh (10) BELLARMINE, 12/23/25
10 assists: Otega Owesh (10) BELLARMINE, 12/23/25
11 assists: Kerr Kriisa (12) BUCKNELL, 11/9/24
12 assists: Kerr Kriisa (12) BUCKNELL, 11/9/24
13 assists: TyTy Washington Jr. (17) vs. GEORGIA, 1/8/22
14 assists: TyTy Washington Jr. (17) vs. GEORGIA, 1/8/22
15 assists: TyTy Washington Jr. (17) vs. GEORGIA, 1/8/22
16 assists: TyTy Washington Jr. (17) vs. GEORGIA, 1/8/22
17 assists: TyTy Washington Jr. (17) vs. GEORGIA, 1/8/22
18 assists: Never
5+ assists in four consecutive games: Lamont Butler (4), 11/29/24-12/21/24
8+ assists in two consecutive games: Rob Dillingham (2), 11/24/23-11/28/23

BLOCKS

4 blocks: Malachi Moreno (4) LOYOLA MD, 11/21/25
5 blocks: Ugonna Onyenso (5) vs. Oakland, 3/21/24
6 blocks: Ugonna Onyenso (10) vs. OLE MISS, 2/13/24
7 blocks: Ugonna Onyenso (10) vs. OLE MISS, 2/13/24
8 blocks: Ugonna Onyenso (10) vs. OLE MISS, 2/13/24
9 blocks: Ugonna Onyenso (10) vs. OLE MISS, 2/13/24
10 blocks: Ugonna Onyenso (10) vs. OLE MISS, 2/13/24
11 blocks: Nerlens Noel (12) at Ole Miss, 1/29/13
12 blocks: Nerlens Noel (12) at Ole Miss, 1/29/13
13 blocks: Never

STEALS

4 steals: Otega Owesh (5), Malachi Moreno (4), MISSISSIPPI STATE, 1/10/26
5 steals: Otega Owesh (5), MISSISSIPPI STATE, 1/10/26
6 steals: Cason Wallace (8) vs. Michigan State, 11/15/22
7 steals: Cason Wallace (8) vs. Michigan State, 11/15/22
8 steals: Cason Wallace (8) vs. Michigan State, 11/15/22
9 steals: Never
3+ steals in five consecutive games: Ashton Hagans (7), 12/22/18 - 1/19/19
3+ steals in 10 consecutive games: Never
5+ steals in 3 consecutive games: Reed Sheppard (3), 2/13/24-2/21/24

MINUTES

Played every minute: Reed Sheppard (45) vs. FLORIDA, 1/31/24
Played 40+ minutes: Reed Sheppard (45) vs. FLORIDA, 1/31/24
Played more than 50 minutes: Patrick Patterson (50) vs. VANDERBILT, 1/12/08

FOULS

Fouled out: Kam Williams vs. St. John's, 12/20/25
Two players fouled out: Collin Chandler, Otega Owesh, at Louisville, 11/11/25
Three players fouled out: Terrence Clarke, Isaiah Jackson, Olivier Sarr, Lance Ware vs. North Carolina, 12/19/20
Four players fouled out: Terrence Clarke, Isaiah Jackson, Olivier Sarr, Lance Ware vs. North Carolina, 12/19/20
Technical foul: Mark Pope, MISSOURI, 1/7/26

TEAM

WINS/LOSSES

Won 10 straight games: 10, 1/8/19-2/9/19
Won 20 straight games: 38, 11/14/14-3/28/15
Won 30 straight games: 38, 11/14/14-3/28/15
Won 40 straight games: Never
Lost consecutive games: 2, 1/3/26-1/7/26
Lost three straight games: 4, 1/26/21-2/9/21
Lost four straight games: 4, 1/26/21-2/9/21
Lost five straight games: 6, 11/29/20-12/26/20
Lost six straight games: 6, 11/29/20-12/26/20
Lost 10 straight games: Never

STARTS

Started four freshmen: Devin Askew, Brandon Boston Jr., Terrence Clarke, Isaiah Jackson vs. Georgia Tech, 12/6/20
Started five freshmen: Hamidou Diallo, Shai Gilgeous-Alexander, Kevin Knox, Nick Richards, PJ Washington vs. Kansas State, 3/22/17

SCORING

Scored 90 or more points: 92, MISSISSIPPI STATE, 1/10/26 (W, 92-68)
Scored 90 or more points (SEC game): 92, MISSISSIPPI STATE, 1/10/26 (W, 92-68)
Scored 100 or more points: 103, NC CENTRAL, 12/9/25 (W, 103-67)
Scored 100 or more points (SEC game): 106, FLORIDA, 1/4/25 (W, 106-100)
Scored 110 or more points: 111, ARKANSAS, 3/2/24 (W, 111-102)
Scored 110 or more points (SEC game): 111, ARKANSAS, 3/2/24 (W, 111-102)
Scored 120 or more points: 120 at Vanderbilt, 2/7/96 (W, 120-81)
Scored 120 or more points (SEC game): 120 at Vanderbilt, 2/7/96 (W, 120-81)
Scored 130 or more points: 143 vs. Georgia, 2/27/56 (W, 143-66)
Scored 140 or more points: 143 vs. Georgia, 2/27/56 (W, 143-66)
Scored 150 or more points: Never
Scored less than 50 points: 48 vs. Vanderbilt, 3/15/13 (L, 64-48)
Scored 100 points in two consecutive games: vs. WRIGHT STATE (11/4/24), vs. BUCKNELL (11/9/24)
Scored 100 Points in three consecutive games: vs. CLEVELAND STATE (11/23/16), vs. UT MARTIN (11/25/16), vs. Arizona State (11/28/16)
Scored 100 points in consecutive SEC games: 2/27/56 - 3/3/56

SHOOTING PERCENTAGES

Shot 70% from the field: .722 (39-54) vs. MISSISSIPPI STATE, 2/15/86
Shot 65% from the field: .679 (38-56) vs. TENNESSEE, 1/15/22
Shot 30% or less from the field: .267 (16-60) vs. Gonzaga, 12/5/25
Allowed 50% shooting: .519 (27-52) MISSOURI, 1/7/26
Allowed 60% shooting: .627 (32-51) ARKANSAS, 2/7/23
Allowed 30% or less shooting: .290 (18-62) LOYOLA MD, 11/21/25
Allowed 20% or less shooting: .197 (12-61) vs. MONTANA STATE, 11/23/14

FREE THROWS

Shot 90% or better from FT line: 0.929 (13-14) NC CENTRAL, 12/9/25
Shot 100% from FT Line: 1.000 (11-11) LSU, 3/4/25
Shot 50% or less from FT line: .444 (4-9) LOYOLA MD, 11/21/25
Attempted 40 FT: 42 (29-42) WKU, 11/26/24
Attempted five or less FT: 2 (1-2) at Vanderbilt, 1/24/23
Made 30 FT: 34 (34-42) vs. ARKANSAS, 3/2/24

3-POINTERS

Hit 0 3-pointers: 0 (0-10) vs. RICHMOND, 11/29/20
Hit 10 3-pointers: 16 (16-30) BELLARMINE, 12/23/25
Hit 11 3-pointers: 16 (16-30) BELLARMINE, 12/23/25
Hit 12 3-pointers: 16 (16-30) BELLARMINE, 12/23/25
Hit 13 3-pointers: 16 (16-30) BELLARMINE, 12/23/25
Hit 14 3-pointers: 16 (16-30) BELLARMINE, 12/23/25
Hit 15 3-pointers: 16 (16-30) BELLARMINE, 12/23/25
Hit 16 3-pointers: 16 (16-30) BELLARMINE, 12/23/25
Hit 17 3-pointers: 17 (17-39) vs. JACKSON STATE, 11/22/24
Hit 18 3-pointers: 20 (20-35) vs. LSU, 3/4/95
Hit 19 3-pointers: 20 (20-35) vs. LSU, 3/4/95
Hit 20 3-pointers: 20 (20-35) vs. LSU, 3/4/95
Hit 21 3-pointers: 21 (21-48) vs. North Carolina, 12/27/89
Hit 22 3-pointers: Never

SCORING MARGINS

Won game by 50 points or more: 50 vs. TENNESSEE TECH (W, 104-54), 11/26/25
Won game by 60 points or more: 62 vs. VANDERBILT (W, 106-44), 3/5/03
Won game by 70 points or more: 74 vs. UT MARTIN (W, 124-50), 11/26/94
Lost game by 20 points or more: 35 vs. Gonzaga (L, 94-59), 12/5/25
Lost game by 30 points or more: 35 vs. Gonzaga (L, 94-59), 12/5/25
Lost game by 40 points or more: 41 at Vanderbilt (L, 93-52), 2/12/08
Lost game by 50 points or more: 55 at Kansas (L, 150-95), 12/9/89

Lost game by 60 points or more: 70 at Central (L, 87-17), 1/28/1910
Lost game by 70 points or more: 70 at Central (L, 87-17), 1/28/1910
Game decided by one point: vs. Oklahoma, (W, 85-84), 3/13/25
Game decided by two or fewer points: at Oklahoma, (W, 83-82), 2/26/25
Game decided by three or fewer points: NORTH CAROLINA, (L, 67-64), 12/2/25
Two consecutive games decided by one point: vs. NORTH CAROLINA (W, 73-72), 12/3/11; at Indiana (L, 73-72), 12/10/11
Three consecutive games decided by one point: Never
Two consecutive games decided by two or fewer points: Arkansas (L, 81-80), 2/9/21; Auburn (W, 82-80), 2/13/21
Three consecutive games decided by three or fewer points: at Auburn (L, 99-97 OT), 2/11/74, vs. TENNESSEE (W, 61-58), 2/16/74 and at Ole Miss (L, 61-60), 2/18/74

COMEBACKS

Came back from 10-point deficit for win: 92-68, MISSISSIPPI STATE (1/10/26); trailed by 12 at 18-6 (14:30 in 1st)
Came back from 11-point deficit for win: 92-68, MISSISSIPPI STATE (1/10/26); trailed by 12 at 18-6 (14:30 in 1st)
Came back from 12-point deficit for win: 92-68, MISSISSIPPI STATE (1/10/26); trailed by 12 at 18-6 (14:30 in 1st)
Came back from 13-point deficit for win: 90-89 (OT) vs. Gonzaga (12/7/24); Trained by 18 at 52-34 (19:19 in 2nd)
Came back from 14-point deficit for win: 90-89 (OT) vs. Gonzaga (12/7/24); Trained by 18 at 52-34 (19:19 in 2nd)
Came back from 15-point deficit for win: 90-89 (OT) vs. Gonzaga (12/7/24); Trained by 18 at 52-34 (19:19 in 2nd)
Came back from 16-point deficit for win: 90-89 (OT) vs. Gonzaga (12/7/24); Trained by 18 at 52-34 (19:19 in 2nd)
Came back from 17-point deficit for win: 90-89 (OT) vs. Gonzaga (12/7/24); Trained by 18 at 52-34 (19:19 in 2nd)
Came back from 18-point deficit for win: 90-89 (OT) vs. Gonzaga (12/7/24); Trained by 18 at 52-34 (19:19 in 2nd)
Came back from 19-point deficit for win: 73-67 vs. Vanderbilt (2/28/17); Trained by 19 at 25-6 (8:03 in 1st)
Came back from 20-point deficit for win: 82-79 at Vanderbilt (2/22/97); Trained by 22 at 40-18 (3:51 in 1st)
Came back from 30-point deficit for win: 99-95 at LSU (2/15/94); Trained by 31 at 68-37 (15:34 in 2nd)
Came back from 31-point deficit for win: 99-95 at LSU (2/15/94); Trained by 31 at 68-37 (15:34 in 2nd)

REBOUNDS

Pulled down 50 rebounds: 56 (18-38) LOYOLA MD, 11/21/25
Pulled down 55 rebounds: 56 (18-38) LOYOLA MD, 11/21/25
Pulled down 60 rebounds: 62 (19-43) vs. Morehead State, 12/16/95

OVERTIME GAMES

Played an overtime game: vs. Gonzaga, 12/7/24 (W, 90-89 OT)
Won an overtime game: vs. Gonzaga, 12/7/24 (W, 90-89 OT)
Lost an overtime game: vs. FLORIDA, 1/31/24 (L, 94-91 OT)
Played an SEC overtime game: vs. FLORIDA, 1/31/24 (L, 94-91 OT)
Won an SEC overtime game: MISSISSIPPI STATE, 1/25/22 (W, 82-74 OT)
Lost an SEC overtime game: vs. FLORIDA, 1/31/24 (L, 94-91 OT)
Played an overtime game in SEC Tournament: vs. Texas A&M, 3/13/16 (W, 82-77 OT)
Won an overtime game in SEC Tournament: vs. Texas A&M, 3/13/16 (W, 82-77 OT)
Played an overtime game in NCAA Tournament: vs. Saint Peter's, 3/17/22 (L, 85-79 OT)
Won an overtime game in NCAA Tournament: vs. St. Bonaventure, 3/16/00 (W, 85-80 OT)
Lost an overtime game in NCAA Tournament: vs. Saint Peter's, 3/17/22 (L, 85-79 OT)
Played two overtimes: vs. Michigan State, 11/15/22 (L, 86-77 OT)
Played three overtimes: vs. TEMPLE 12/7/57 (W, 85-83)
Played four or more overtimes: Never
Played two consecutive overtime games: 1/6/15 vs. OLE MISS (W, 89-86) and 1/10/15 at Texas A&M (70-64)
Played three consecutive overtime games: Never



THE LAST TIME A UK OPPONENT ...

INDIVIDUALS

SCORING

Scored 25 points: Aden Holloway (26), at Alabama, 1/3/26
Scored 30 points: Miles Kelly (30), AUBURN, 3/1/25
Scored 35 points: Dalton Knecht (40), at Tennessee, 3/9/24
Scored 40 points: Dalton Knecht (40), at Tennessee, 3/9/24
Scored 45 points: David Robinson (45), Navy, 1/25/87
Scored 50 points: Austin Carr (50), Notre Dame, 12/29/79
Scored 60 points: Pete Maravich (64), LSU, 2/21/70
Scored 65 points: Never
Two players had 20 points: Mark Mitchell (21), Jayden Stone (20), MISSOURI, 1/7/26
Three players had 20 points: Miles Kelly (30), Chad Baker-Mazara (22), Tahaad Pettiford (21), AUBURN, 3/1/25
Two players had 30 points: Ronnie Henderson (36) and Claren Ceasar (32), LSU, 2/15/94
Five players scored in double figures: at Alabama, 1/3/26
Six players scored in double figures: ALABAMA, 2/24/24

FIELD GOALS

Made 15 FG in a game: David Robinson (17), NAVY, 1/25/87
Made 16 FG in a game: David Robinson (17), NAVY, 1/25/87
Made 17 FG in a game: David Robinson (17), NAVY, 1/25/87
Made 18 FG in a game: Steve Downing (19), Indiana, 12/11/71
Made 19 FG in a game: Steve Downing (19), Indiana, 12/11/71
Made 20 FG in a game: Johnny Neumann (20), Ole Miss, 1/2/71
Made 21 FG in a game: Austin Carr (21), Notre Dame, 12/29/70
Made 22 FG in a game: Austin Carr (22), Notre Dame, 3/12/70
Made 23 FG in a game: Pete Maravich (23), LSU, 2/21/70
Made 24 FG in a game: Never
Attempted 17 FG in a game: Graham Ike (18), vs. Gonzaga, 12/5/25
Attempted 18 FG in a game: Graham Ike (18), vs. Gonzaga, 12/5/25
Attempted 19 FG in a game: Caleb Wilson (19), NORTH CAROLINA (12/2/25)
Attempted 20 FG in a game: Jeremiah Fears (22), vs. Oklahoma, 3/13/25
Attempted 25 FG in a game: Tre Johnson (26), at Texas, 2/15/25
Attempted 30 FG in a game: Freeman Williams (40), Portland State, 12/16/17
Attempted 35 FG in a game: Freeman Williams (40), PORTLAND STATE, 12/16/77
Attempted 40 FG in a game: Freeman Williams (40), PORTLAND STATE, 12/16/77
Attempted 45 FG in a game: Johnny Neumann (50), Ole Miss, 1/2/71
Attempted 50 FG in a game: Johnny Neumann (50), Ole Miss, 1/2/71
Attempted 53 FG in a game: Pete Maravich (53), LSU, 2/22/69
Attempted 54 FG in a game: Never

3-POINTERS

Made 5 3-pointers in a game: Aden Holloway (6), at Alabama, 1/3/26
Made 6 3-pointers in a game: Aden Holloway (6), at Alabama, 1/3/26
Made 7 3-pointers in a game: Miles Kelly (9), AUBURN, 3/1/25
Made 8 3-pointers in a game: Miles Kelly (9), AUBURN, 3/1/25
Made 9 3-pointers in a game: Miles Kelly (9), AUBURN, 3/1/25
Made 10 3-pointers in a game: Jack Gohlke (10), vs. Oakland, 3/21/24
Made 11 3-pointers in a game: Corey Allmond (11), Sam Houston State, 11/19/2009
Made 12 3-pointers in a game: Never
Attempted 10 3-pointers in a game: Mikel Brown Jr. (10), Ryan Conwell (10), at Louisville, 11/11/25
Attempted 15 3-pointers in a game: Jack Gohlke (20), vs. Oakland, 3/21/24
Attempted 20 3-pointers in a game: Jack Gohlke (20), vs. Oakland, 3/21/24

FREE THROWS

Made 10 FT in a game: Joson Sanon (12) vs. St. John's, 12/20/25
Made 11 FT in a game: Joson Sanon (12) vs. St. John's, 12/20/25
Made 12 FT in a game: Joson Sanon (12) vs. St. John's, 12/20/25
Made 13 FT in a game: Bruce Thornton (13), vs. Ohio State, 12/21/24
Made 14 FT in a game: Khalif Battle (17), ARKANSAS, 3/2/24
Made 15 FT in a game: Khalif Battle (17), ARKANSAS, 3/2/24
Made 16 FT in a game: Khalif Battle (17), ARKANSAS, 3/2/24

Made 17 FT in a game: Khalif Battle (17), ARKANSAS, 3/2/24
Made 18 FT in a game: Pete Maravich (18), LSU, 2/21/70
Made 19 FT in a game: Never
Attempted 15 FT in a game: Khalif Battle (18), ARKANSAS, 3/2/24
Attempted 20 FT in a game: Harding McCaleb (25), Louisville, 2/22/1916
Attempted 25 FT in a game: Harding McCaleb (25), Louisville, 2/22/1916
Attempted 26 FT in a game: Never

REBOUNDS

15 Rebs: Clifford Omoruyi (15) at Alabama, 2/22/25
16 Rebs: Ian Schieffelin (20) at Clemson, 12/3/24
17 Rebs: Ian Schieffelin (20) at Clemson, 12/3/24
18 Rebs: Ian Schieffelin (20) at Clemson, 12/3/24
19 Rebs: Ian Schieffelin (20) at Clemson, 12/3/24
20 Rebs: Ian Schieffelin (20) at Clemson, 12/3/24
25 Rebs: Leon Douglas (25), ALABAMA, 1/20/75
30 Rebs: Kenneth Stanley (30), SOUTHERN CAL, 12/4/61
31 Rebs: Never
Two players had 10 rebounds: Caleb Wilson (12) and Henri Veesaar (10), NORTH CAROLINA, 12/2/25
Three players had 10 rebounds: Craig Victor II (12), Tim Quatterman (10), Ben Simmons (10), LSU, 1/5/16

ASSISTS

10 assists: Anthony Robinson III (10), MISSOURI 1/7/26
11 assists: Jeremy Fears Jr. (13) vs. Michigan State, 11/18/25
12 assists: Jeremy Fears Jr. (13) vs. Michigan State, 11/18/25
13 assists: Jeremy Fears Jr. (13) vs. Michigan State, 11/18/25
14 assists: Billy McCaffrey (14), Vanderbilt, 1/13/93
15 assists: Eric Richardson (15), Alabama, 2/4/84
16 assists: Never

BLOCKS

5 blocks: Jonas Aidoo (5), at Tennessee, 3/9/24
6 blocks: Jamarion Sharp (7), WESTERN KENTUCKY, 12/22/21
7 blocks: Jamarion Sharp (7), WESTERN KENTUCKY, 12/22/21
8 blocks: Jarvis Varnado (10), Mississippi State, 1/15/08
9 blocks: Jarvis Varnado (10), Mississippi State, 1/15/08
10 blocks: Jarvis Varnado (10), Mississippi State, 1/15/08
11 blocks: Samaki Walker (11), Louisville, 1/1/95
12 blocks: Never

STEALS

5 steals: Jahmai Mashack (5), vs. Tennessee, 3/28/25
6 steals: Cameron Matthews (6), at Mississippi St., 1/11/25
7 steals: Ben Simmons (7), LSU, 3/5/16
8 steals: Never

TRIPLE-DOUBLE

Had a triple-double: Kevin McCullar Jr. 12 points, 10 rebounds, 10 assists, vs. Kansas, 11/14/23

TEAM

SCORING

Scored 90 or more points: 94, vs. Gonzaga, 12/5/25 (L, 94-59)
Scored 90 or more points (SEC game): 94, AUBURN, 3/1/25 (L, 94-78)
Scored 100 or more points: 102, ALABAMA, 1/18/25 (L, 102-97)
Scored 100 or more points (SEC game): 102, ALABAMA, 1/18/25 (L, 102-97)
Scored 110 or more points: 118, Duke, 11/6/18 (L, 118-84)
Scored 110 or more points (SEC game): 110, Vanderbilt, 3/4/67 (L, 110-94)
Scored 120 or more points: 121, North Carolina, 12/27/89 (L, 121-110)
Scored 120 or more points (SEC game): Never
Scored 130 or more points: 150, Kansas, 12/9/89 (L, 150-95)
Scored 140 or more points: 150, Kansas, 12/9/89 (L, 150-95)
Scored 150 or more points: 150, Kansas, 12/9/89 (L, 150-95)
Scored 160 or more points: Never
Scored less than 50 points: 46, LOYOLA MD, 11/21/25 (W, 88-46)
Scored less than 50 points (SEC game): 48, SOUTH CAROLINA, 2/5/19 (W, 76-48)
Scored less than 40 points: 39, West Virginia, 3/26/15 (W, 78-39)
Scored less than 40 points (SEC game): 37, MISSOURI, 1/13/15 (W, 86-37)
Scored less than 30 points: 28, MONTANA STATE, 11/23/14 (W, 86-28)
Scored less than 30 points (SEC game): 26, GEORGIA TECH, 1/28/46 (W, 86-37)

Scored less than 20 points: 18, WESTERN ONTARIO, 12/10/49 (W, 90-21)
Scored less than 20 points (SEC game): 18, ALABAMA, 2/10/40 (W, 46-18)
Scored less than 10 points: 9, Tulane, 12/21/34 (W, 39-9)
Scored less than 10 points (SEC game): Never

SHOOTING PERCENTAGES

Shot 70% from the field: Never
Shot 60% from the field: .627 (32-51), ARKANSAS, 2/7/23
Shot 50% from the field: .519 (27-52), MISSOURI, 1/7/26
Shot 30% or less from the field: .290 (18-62) LOYOLA MD, 11/21/25
Shot 20% or less from the field: .197 (12-61), MONTANA STATE, 11/23/14
Shot 10% or less from the field: Never (shooting percentages not recorded prior to 1947)

3-Pointers

Made 10 or more 3-pointers: 15 (15-38), at Alabama, 1/3/26
Made 15 or more 3-pointers: 15 (15-38), at Alabama, 1/3/26
Made 20 or more 3-pointers: Never
Made zero 3-pointers: 0 (0-15), Auburn, 1/19/13
Attempted 30 or more 3-pointers: 38 (15-38), at Alabama, 1/3/26

FREE THROWS

Shot 90% or better from FT line: 91.7 (11-12), LIPSCOMB, 11/19/24
Shot 100% from FT Line: 16-16, TEXAS A&M, 1/21/23
Shot 50% or less from FT line: .375 (3-8), LOYOLA MD, 11/21/25
Attempted 40 FT: 44 (33-44), Auburn, 2/1/20
Attempted five or less FT: 5 (2-5), TENNESSEE TECH, 11/26/25
Made 30 FT: 33 (33-44), Auburn, 2/1/20

REBOUNDS

Pulled down 50 rebounds: 50 (17-33), vs. FLORIDA, 1/31/24
Pulled down 20 offensive rebounds: 20, NORTH CAROLINA, 12/2/25

HISTORICAL FACTS & FIGURES

SEC Championships		
Team	Titles	Last Title
KENTUCKY	49	2020
LSU	11	2019
Tennessee	11	2024
Alabama	9	2023
Florida	7	2014
Mississippi State	6	2004
Auburn	5	2025
Vanderbilt	3	1993
Arkansas	2	1994
Georgia	1	1990
Georgia Tech*	1	1938
South Carolina	1	1997
Texas A&M	1	2016
* Former SEC Member		
Kentucky SEC Regular-Season Titles (49): 1933, 1935, 1937, 1939, 1940, 1942, 1944, 1945, 1946, 1947, 1948, 1949, 1950, 1951, 1952, 1954, 1955, 1957, 1958, 1962, 1964, 1966, 1968, 1969, 1970, 1971, 1972, 1973, 1975, 1977, 1978, 1980, 1982, 1983, 1884, 1986, 1995, 1996, 1998, 2000, 2001, 2003, 2005, 2010, 2012, 2015, 2016, 2017, 2020		

SEC Tournament Championships		
Team	Titles	Last Title
KENTUCKY	31	2018
Alabama	8	2023
Florida	5	2025
Tennessee	5	2022
Auburn	3	2024
Mississippi State	3	2009
Georgia	2	2008
Ole Miss	2	2013
Vanderbilt	2	2012
Arkansas	1	2000
Georgia Tech*	1	1938
LSU	1	1980
* Former SEC Member		
Kentucky SEC Tournament Titles: 1933, 1937, 1939, 1940, 1942, 1944, 1945, 1946, 1947, 1948, 1949, 1950, 1952, 1984, 1986, 1992, 1993, 1994, 1995, 1997, 1998, 1999, 2001, 2003, 2004, 2010, 2011, 2015, 2016, 2017, 2018		
SEC Tournament Record: 136-31		

NCAA TOURNAMENT	
NCAA Tournament Record: 132-56	
NCAA Tournament Appearances (62) 1942, 1945, 1948, 1949, 1951, 1952, 1955, 1956, 1957, 1958, 1959, 1961, 1962, 1964, 1966, 1968, 1969, 1970, 1971, 1972, 1973, 1975, 1977, 1978, 1980, 1981, 1982, 1983, 1984, 1985, 1986, 1987, 1992, 1993, 1994, 1995, 1996, 1997, 1998, 1999, 2000, 2001, 2002, 2003, 2004, 2005, 2006, 2007, 2008, 2010, 2011, 2012, 2014, 2015, 2016, 2017, 2018, 2019, 2022, 2023, 2024, 2025	
NCAA Championships (8) 1948, 1949, 1951, 1958, 1978, 1996, 1998, 2012	
NCAA Championship Game Appearances (12) 1948, 1949, 1951, 1958, 1966, 1975, 1978, 1996, 1997, 1998, 2012, 2014	
NCAA Final Fours (17) 1942, 1948, 1949, 1951, 1958, 1966, 1975, 1978, 1984, 1993, 1996, 1997, 1998, 2011, 2012, 2014, 2015	
NCAA Regional Final or Elite Eights (38) 1942, 1945, 1948, 1949, 1951, 1952, 1956, 1957, 1958, 1961, 1962, 1966, 1968, 1970, 1972, 1973, 1975, 1977, 1978, 1983, 1984, 1986, 1992, 1993, 1995, 1996, 1997, 1998, 1999, 2003, 2005, 2010, 2011, 2012, 2014, 2015, 2017, 2019	
NCAA Regional Semifinals or Sweet 16s (49) 1942, 1945, 1948, 1949, 1951, 1952, 1955, 1956, 1957, 1958, 1959, 1961, 1962, 1964, 1966, 1968, 1969, 1970, 1971, 1972, 1973, 1975, 1977, 1978, 1980, 1983, 1984, 1985, 1986, 1992, 1993, 1995, 1996, 1997, 1998, 1999, 2001, 2002, 2003, 2005, 2010, 2011, 2012, 2014, 2015, 2017, 2018, 2019, 2025	
Helms National Titles (2) 1933, 1954	

National Award Winners	
National Players of the Year (6) 1933 - Forest Sale (Helms) 1935 - Leroy Edwards (Helms) 1978 - Jack Givens (Helms) 2010 - John Wall (Adolph Rupp Trophy, Yahoo!, Rivals) 2012 - Anthony Davis (Adolph Rupp Trophy, AP, CBS, Basketball Times, Naismith, TSN, USBWA, Wooden) 2022 - Oscar Tshiebwe (AP, NABC, USBWA, Wooden, Naismith, CBS, TSN, USA Today, The Athletic)	
National Coaches of the Year (6, 12 times) 1959 - Adolph Rupp (UPI) 1966 - Adolph Rupp (UPI, USBWA, TSN) 1970 - Adolph Rupp (TSN) 1978 - Joe B. Hall (Kellogg's) 1986 - Eddie Sutton (AP, NABC) 1990 - Rick Pitino (Basketball Times) 1991 - Rick Pitino (Sporting News) 1998 - Tubby Smith (Basketball Weekly) 2003 - Tubby Smith (AP, NABA, USBWA, Naismith, Sporting News, CBS/Chevrolet, Basketball Times) 2005 - Tubby Smith (Jim Phelan Award) 2010 - John Calipari (Adolph Rupp Cup) 2015 - John Calipari (AP, Naismith, NABC, Sporting News, Adolph Rupp Cup)	
National Freshman of the Year (3) 2010 - John Wall (USBWA) 2012 - Anthony Davis (USBWA, TSN, CBS) 2024 - Reed Sheppard (USBWA, NABC)	
National Defensive Player of the Year (2) 2012 - Anthony Davis (NABC) 2015 - Willie Cauley-Stein (NABC, NBC)	
Naismith Hall of Fame (11) Adolph Rupp (1969), Cliff Hagan (1978), Frank Ramsey (1982), Dan Issel (1993), C.M. Newton (2000), Pat Riley (2008), Adrien Smith (2010), Rick Pitino (2013), John Calipari (2015), Eddie Sutton (2020)	
Consensus First-Team All Americans (22, 27 times) Basil Hayden (1921), Burgess Casey (1925), Forest Sale (1932, 1933), LeRoy Edwards (1935), Bob Brannum (1944), Ralph Beard (1947, 1948, 1949), Alex Groza (1947, 1949), Bill Spivey (1951), Cliff Hagan (1952, 1954), Johnny Cox (1959), Cotton Nash (1964), Dan Issel (1970), Kyle Macy (1980), Kenny Walker (1986), Jamal Mashburn (1993), Tony Delk (1996), Ron Mercer (1997), John Wall (2010), Anthony Davis (2012), Willie Cauley-Stein (2015), Tyler Ulis (2016), Oscar Tshiebwe (2022)	
Final Four MOPs (6, 7 times) Alex Gorza (1948, 1949), Bill Spivey (1951), Jack Givens (1978), Tony Delk (1996), Jeff Sheppard (1998), Anthony Davis (2012)	

SEC Award Winners	
SEC Players of the Year (16, 18 times) 1966 - Pat Riley (AP) 1972 - Tom Parker (AP) 1973 - Kevin Grevey (AP) 1975 - Kevin Grevey (AP) 1980 - Kyle Macy (AP, UPI) 1985 - Kenny Walker (AP, UPI) 1986 - Kenny Walker (AP, UPI) 1993 - Jamal Mashburn (Coaches, AP) 1996 - Tony Delk (Coaches, AP) 1997 - Ron Mercer (Coaches, AP) 2001 - Tayshaun Prince (Coaches, AP) 2003 - Keith Bogans (Coaches) 2010 - John Wall (Coaches, AP) 2012 - Anthony Davis (Coaches, AP) 2016 - Tyler Ulis (Coaches, AP) 2017 - Malik Monk (AP) 2020 - Immanuel Quickley (Coaches) 2022 - Oscar Tshiebwe (Coaches, AP)	
SEC Freshman of the Year (13) 2008 - Patrick Patterson (Coaches) 2010 - DeMarcus Cousins (Coaches) 2010 - John Wall (AP) 2011 - Terrence Jones (Cpaches, AP) 2012 - Anthony Davis (Coaches, AP) 2013 - Nerlens Noel (Coaches, AP) 2014 - Julius Randle (Coaches, AP) 2015 - Karl-Anthony Towns (Coaches, AP) 2017 - Malik Monk (Coaches, AP) 2018 - Kevin Knox (AP) 2019 - Tyler Herro (AP) 2019 - Keldon Johnson (Coaches) 2024 - Reed Sheppard (Coaches)	
SEC Coach of the Year (7, 23 times) 1964 - Adolph Rupp (AP, Coaches) 1966 - Adolph Rupp (AP, Coaches) 1968 - Adolph Rupp (AP, UPI, Coaches) 1969 - Adolph Rupp (UPI, Coaches) 1970 - Adolph Rupp (AP, UPI, Coaches) 1971 - Adolph Rupp (AP, UPI, Coaches) 1972 - (Adolph Rupp (Coaches) 1973 - Joe B. Hall (Coaches)	
1975 - Joe B. Hall (AP, Coaches) 1978 - Joe B. Hall (Coaches) 1983 - Joe. B. Hall (Coaches) 1986 - Eddie Sutton (AP, UPI) 1990 - Rick Pitino (UPI) 1991 - Rick Pitino (AP) 1996 - Rick Pitino (AP, Coaches) 1998 - Tubby Smith (AP) 2003 - Tubby Smith (AP, Coaches) 2005 - Tubby Smith (AP, Coaches) 2008 - Billy Gillispie (Coaches) 2010 - John Calipari (AP) 2012 - John Calipari (AP, Coaches) 2015 - John Calipari (AP, Coaches) 2020 - John Calipari (Coaches)	
First Team All-SEC (68 players, 95 times) Most Recent - Antonio Reeves, 2024	
SEC All-Freshman Team (48) Most Recent - Rob Dillingham, Reed Sheppard, D.J. Wagner, 2024	
SEC Tournament MVPs (17 players, 18 times) 1979 - Kyle Macy 1982 - Dirk Minniefield 1988 - Rex Champman 1992 - Jamal Mashburn 1993 - Travis Ford 1994 - Travis Ford 1995 - Antoine Walker 1997 - Ron Mercer 1998 - Wayne Turner 1999 - Scott Padgett 2001 - Tayshaun Prince 2003 - Keith Bogans 2004 - Gerald Fitch 2010 - John Wall 2011 - Darius Miller 2015 - Willie Cauley-Stein 2017 - De'Aaron Fox 2018 - Shai Gilgeous-Alexander	



RUPP ARENA AT CENTRAL BANK CENTER

Year-by-Year Records		
Season	W-L	Percentage
2025-26	9-2	.818
2024-25	15-3	.833
2023-24	14-4	.778
2022-23	14-4	.778
2021-22	18-0	1.000
2020-21	5-6	.455
2019-20	16-2	.889
2018-19	17-1	.944
2017-18	16-2	.889
2016-17	15-2	.882
2015-16	17-0	1.000
2014-15	19-0	1.000
2013-14	16-2	.889
2012-13	16-2	.889
2011-12	18-0	1.000
2010-11	15-0	1.000
2009-10	18-0	1.000
2008-09	12-6	.667
2007-08	14-4	.778
2006-07	14-2	.875
2005-06	10-5	.667
2004-05	14-1	.933
2003-04	11-2	.846
2002-03	12-1	.923
2001-02	12-3	.800
2000-01	11-1	.917
1999-2000	14-0	1.000
1998-99	12-1	.923
1997-98	9-3	.750
1996-97	12-1	.923
1995-96	13-0	1.000
1994-95	12-1	.923
1993-94	13-1	.929
1992-93	16-0	1.000
1991-92	15-2	.882
1990-91	13-0	1.000
1989-90	13-2	.867
1988-89	8-6	.571
1987-88	14-2	.875
1986-87	13-2	.867
1985-86	18-0	1.000
1984-85	11-3	.786
1983-84	16-0	1.000
1982-83	14-1	.933
1981-82	15-1	.938
1980-81	15-0	1.000
1979-80	12-3	.800
1978-79	11-4	.733
1977-78	16-0	1.000
1976-77	12-2	.857
Total	685-90	.884

Cats Rock at Rupp

The Wildcats are 685-90 (88.4%) in Rupp Arena. Among the most notable marks of dominance as the nation's toughest venue to play include:

- Kentucky is 366-55 (87.0%) in regular-season SEC games in Rupp
- The Wildcats set a program home record of 19 wins in 2014-15
- Kentucky has a perfect mark in 14 of Rupp Arena's 50 seasons

600 Wins at Rupp in Record Time

With a victory over Fairleigh Dickinson on Dec. 7, 2019, Kentucky reached the 600-win mark at Rupp Arena faster than any other program in NCAA Division I level history. UK needed just 670 games to reach win No. 600 in Rupp Arena.

It took UCLA, which previously owned the fastest pace to 600 wins, 689 games in Pauley Pavilion. Only one other team, Kansas, achieved win No. 600 in fewer than 700 games at its home venue. The Jayhawks reached the significant win in their 699th game.

Celebrating 50 Years

UK Athletics and Rupp Arena at Central Bank Center, proudly managed by Oak View Group, will celebrate a season-long celebration for the 50th season of Kentucky men's basketball playing in one of the most iconic venues in college sports.

Since opening its doors in 1976, Rupp Arena has been home to countless unforgettable moments, including four NCAA Championship-winning teams, legendary players and generations of Big Blue Nation faithful.

The milestone season will honor that rich history with a series of in-venue celebrations, social media throwbacks and special broadcast programming through the UK Sports Network. Throughout the 2025-26 season, fans can expect a variety of tributes to the program's storied history, including highlight reels, commemorative content and special recognitions during home games. The celebration will also spotlight the fans who have made Rupp Arena one of the most electric environments in all of sports.

The Top-Ranked Team at Home

Kentucky has lost just four times at home as the Associated Press top-ranked team in the history of the program and just three times in Rupp Arena. Prior to the losses to Evansville (Nov. 12, 2019) and UCLA (Dec. 3, 2016), the other two losses came by just one point.

The Wildcats are 54-3 all-time as the AP No. 1 team in Rupp Arena since its opening in 1976. The first loss was to Auburn, 53-52, on Jan. 9, 1988.

Mark Pope the player in Rupp Arena

Mark Pope, the 23rd head coach in program history made his debut on Nov. 4, 2024 in a matchup with Wright State, a 103-62 win.

Prior to leading UK, he coached one time against the Cats inside of Rupp on the opposing sidelines. His Utah Valley squad held a 34-22 lead at halftime on Nov. 10, 2017, but ultimately UK would win 73-63 behind 13 points, four assists and four steals from future NBA All-Star Shai Gilgeous-Alexander.

As an active UK player, Pope's teams went 25-1 (96.2%) inside of Rupp Arena. In those 26 appearances, Pope's playing days produced:

- Kentucky averaged 89.8 points per game
- UK's average margin of victory was 25.3 points per game
- The Cats defeated four ranked squads, including one top-10 ranked foe
- Pope scored in every game in which he appeared, and averaged 8.2 points and 6.6 rebounds per game

Year Opened:	1976
First Game:	Nov. 27, 1976
All-Time Record:	685-90 (88.4%)
Record Under Mark Pope:	24-5 (82.8%)
Current Capacity:	20,500
Record Crowd:	24,479 (1/2/10)
Longest Win Streak:	54 (11/9/10-12/1/12)
Current Win Streak:	1

2025-26 Opponent Breakdown

Nicholls (Nov. 4)

All-time games in Rupp Arena: 1
UK record in Rupp vs. Nicholls: 1-0
Last time in Rupp Arena: UK, 77-51 (11/4/25)

Valparaiso (Nov. 7)

All-time games in Rupp Arena: 2
UK record in Rupp vs. Valpo: 2-0
Last time in Rupp Arena: UK, 107-59 (11/7/25)

Eastern Illinois (Nov. 14)

All-time games in Rupp Arena: 1
UK record in Rupp vs. EIU: 1-0
Last time in Rupp Arena: UK, 99-53 (11/14/25)

Loyola (Md.) (Nov. 21)

All-time games in Rupp Arena: 2
UK record in Rupp vs. LMD: 2-0
Last time in Rupp Arena: UK, 88-46 (11/21/25)

Tennessee Tech (Nov. 26)

All-time games in Rupp Arena: 6
UK record in Rupp vs. TT: 6-0
Last time in Rupp Arena: UK, 104-54 (11/26/25)

North Carolina (Dec. 2)

All-time games in Rupp Arena: 8
UK record in Rupp vs. UNC: 5-3
Last time in Rupp Arena: UNC, 67-64 (12/2/25)

North Carolina Central (Dec. 9)

All-time games in Rupp Arena: 1
UK record in Rupp vs. NCC: 1-0
Last time in Rupp Arena: UK, 103-67 (12/9/25)

Indiana (Dec. 13)

All-time games in Rupp Arena: 10
UK record in Rupp vs. IU: 9-1
Last time in Rupp Arena: UK, 72-60 (12/13/25)

Bellarmine (Dec. 23)

All-time games in Rupp Arena: 2
UK record in Rupp vs. BU: 2-0
Last time in Rupp Arena: UK, 99-85 (12/23/25)

Missouri (Jan. 7)

All-time games in Rupp Arena: 10
UK record in Rupp vs. MU: 9-1
Last time in Rupp Arena: MU, 73-68 (1/7/26)

Mississippi State (Jan. 10)

All-time games in Rupp Arena: 34
UK record in Rupp vs. MSU: 32-2
Last time in Rupp Arena: UK, 92-68 (1/10/26)

Texas (Jan. 21)

All-time games in Rupp Arena: 1
UK record in Rupp vs. UT: 1-0
Last time in Rupp Arena: UK, 63-51 (12/5/14)

Ole Miss (Jan. 24)

All-time games in Rupp Arena: 34
UK record in Rupp vs. OM: 33-1
Last time in Rupp Arena: UK, 75-63 (2/13/24)

Oklahoma (Feb. 4)

All-time games in Rupp Arena: 1
UK record in Rupp vs. OU: 1-0
Last time in Rupp Arena: UK, 75-74 (3/1/87)

Tennessee (Feb. 7)

All-time games in Rupp Arena: 49
UK record in Rupp vs. UT: 41-8
Last time in Rupp Arena: UK, 75-64 (2/11/25)

Georgia (Feb. 17)

All-time games in Rupp Arena: 44
UK record in Rupp vs. UGA: 40-4
Last time in Rupp Arena: UK, 105-96 (1/20/24)

Vanderbilt (Feb. 28)

All-time games in Rupp Arena: 47
UK record in Rupp vs. VU: 44-3
Last time in Rupp Arena: UK, 82-61 (2/19/25)

Florida (March 7)

All-time games in Rupp Arena: 49
UK record in Rupp vs. UF: 39-10
Last time in Rupp Arena: UK, 106-100 (1/4/25)

HEAD COACH MARK POPE



Mark Pope, a captain of the University of Kentucky's 1996 National Championship team, returned to Lexington as the 23rd head coach of Kentucky's storied men's basketball program in April of 2024.

In 10 seasons as head coach, with stops at BYU and Utah Valley before coming to Kentucky, Pope has amassed a career record of 211-120. His squads have won 20 or more games in seven of the last eight seasons and he advanced to the Sweet 16 of the 2025 NCAA Tournament, his first at the helm of the Wildcats.

Kentucky went 24-12 overall in his inaugural season at his alma mater. Included in those victories were eight against Associated Press Top 15 opponents, tying Indiana (1992-93) and Duke (1978-79) for the most in a single season in collegiate basketball history. Five of the eight wins were against top 10 foes, setting a new program record. The Cats themselves ranked inside of the AP Top 25 for the duration of the season and finished the year ranking No. 12 overall.

With a win over No. 6 Florida on Jan. 4, Pope joined Adolph Rupp as the only coaches in program history to win each of their first three matchups vs. AP Top 10 teams.

He did it in dramatic fashion as well. Pope and his squad overcame a 16-point halftime deficit to outlast No. 7 Gonzaga on Dec. 7, 2024. It matched the largest halftime hole

overcome in program history. Making the wins over AP opponents even more impressive, the squad captured only one win over a top 15 team at full strength as the season was plagued with injuries. That victory was a stunning come-from-behind victory over No. 6 Duke in the third game of the season.

The Wildcats downed Troy and Illinois to reach the Sweet 16 of the NCAA Tournament. They became the first team in more than 20 years with zero returning points from the previous season to reach at least the second weekend of the tournament.

Kentucky finished the season ranking in the top 10 in KenPom offensive efficiency, it ranked seventh in the nation in points per game and set a program record with 341 made 3s. Furthermore, six players averaged double-digit scoring for the first time in school history.

To cap off a historic season, the Cats had two players (Koby Brea and Amari Williams) hear their names called in the 2025 NBA Draft. Brea went No. 41 overall to the Phoenix Suns, while Williams ended up with the Celtics. Lamont Butler, Andrew Carr and Jaxson Robinson all signed free-agent deals with NBA squads.

Pope returned to UK from Provo, Utah, where he compiled a 110-52 record (.679) during five campaigns at the helm of BYU. He took the Cougars to three postseason appearances, including two trips to the NCAA Tournament, and missed another bid when the 2020 event was cancelled because of the Covid pandemic. Three of his five BYU teams finished the season ranked in the top 20 of the KenPom efficiency ratings.

Pope went 23-11 in 2023-24. It was BYU's first season in the Big 12 Conference and the Cougars' 10-8 league record featured victories over No. 7 Kansas, No. 11 Baylor and No. 24 Iowa State. BYU's first win in the Big 12, on January 13 at Central Florida, also marked Pope's 100th victory as head coach of the Cougars.

The Cougars ranked third in the country with 11.1 made 3-pointers per game in 2023-24, and also ranked in the top 10 in assists per game (3rd) and assist-to-turnover ratio (6th). BYU led the Big 12 in scoring at 81.4 points per game. They were ranked as high as No. 12 in the AP Poll after going 12-1 in nonconference action, winning the Vegas Showdown, BYU's first multi-team event title since 2011. Pope was named to the 2024 Naismith College Coach of the Year Late Season Watch List for his efforts.

Pope's teams also hit the postseason in 2020-21, finishing with a 20-7 mark and making BYU's first appearance in the NCAA Tournament since 2015. The Cougars were 24-11 in 2021-22 and advanced to the quarterfinals of the National Invitation Tournament. The Cougars captured win No. 60 under Pope in January of '22, making him the fastest BYU coach to achieve the mark.

Pope began his head coaching stint at BYU in the 2019-20 season, tallying a 24-8 record, the most wins for a first-year coach in program history. He finished the season ranked No. 18 in the Associated Press poll and No. 16 in the USA Today/Coaches poll, becoming the first head coach at BYU to conclude the season with a national ranking in his first season. The Cougars finished second in the West Coast Conference with a 13-3 record. The Cougars also toppled No. 2-ranked Gonzaga, earning their best win over a ranked opponent inside their home venue in program history. The COVID pandemic prevented an almost-certain bid to the NCAA Tournament.

Pope's Cougars were statistically among the top offenses in the nation in '19-20. The Cougars finished the season ranked first in 3-point field goal percentage, second in assist-to-turnover ratio, third in field-goal percentage, fourth in 3-point field goals per game and fifth in assists per game.

Following his first season with the Cougars, Matt Norlander of CBS tabbed Pope as the best hire of the year. He was also awarded with the United States Basketball Writers Association District VIII Coach of the Year honor. He was a semifinalist for the Werner Ladder Naismith Coach of the Year.

Pope's first head coaching stint was a four-year term at Utah Valley. Beginning in 2015-16, the Wolverines increased their win total during every season of Pope's tenure, culminating in a 25-10 overall mark and a runner-up finish in the Western Athletic Conference in 2018-19. Utah Valley was 30-2 at home from 2017-19, and the 25 wins in 2019 were a single-season school record.

He began his collegiate playing career at the University of Washington, where he was tabbed the 1992 Pac-10 Freshman of the Year. After his sophomore season, he transferred to Kentucky, where he appeared in every game of his two-year career with the Wildcats. UK won the 1995 and '96 regular-season Southeastern Conference championships, the '95 SEC Tournament title and the 1996 NCAA Tournament. He averaged 7.9 points and 5.7 rebounds per game in 69 career games. Pope was named to the All-SEC Tournament Team in 1995, behind a pair of double-doubles in three games, including one in the title game that went to overtime.

Pope was selected in the second round of the 1996 NBA Draft by the Indiana Pacers. He played professional basketball from 1997-2005, including terms with Indiana, Milwaukee Bucks, New York Knicks and Denver Nuggets. In 2000-01, he started 45 games and helped the Bucks reach the Eastern Conference Finals.

Following his playing days, Pope enrolled in medical school at Columbia University and completed two years before returning to basketball. He joined Mark Fox's staff at Georgia in 2009. He then spent one season as an assistant coach for Jeff Bzdelik at Wake Forest and four seasons at BYU under Dave Rose. The Cougars posted four straight 20-win seasons and advanced to postseason play in each of those four years, including three bids to the NCAA Tournament. His success as an assistant at BYU was the springboard to become head coach at Utah Valley.

Pope and his wife, Lee Anne, have four daughters, Ella, Avery, Layla and Shay. He is a 1996 graduate of Kentucky with a degree in English.

PROFESSIONAL PLAYING CAREER

Anadolu Efes S.K.	1996-97
Indiana Pacers	1997-99
La Crosse Bobcats.....	1999
Ulkerspor	1999-2000
Milwaukee Bucks.....	2000-02
New York Knicks	2002-03
Denver Nuggets.....	2003-05

COACHING CAREER

Georgia, assistant director of operations ...	2009-10
Wake Forest, assistant coach	2010-11
BYU, assistant coach.....	2011-15
Utah Valley, head coach	2015-19
BYU, head coach.....	2019-24
Kentucky, head coach	2024-pres.

UTAH VALLEY, HEAD COACH

2015-16	12-18	.400	
2016-17	17-17	.500	CBI Semifinals
2017-18	23-11	.676	CBI Quarterfinals
2018-19	25-10	.714	CBI Quarterfinals
Totals:	77-56	.579	

BYU, HEAD COACH

2019-20	24-8	.750	Postseason not held
2020-21	20-7	.741	NCAA First Round
2021-22	24-11	.686	NIT Quarterfinals
2022-23	19-15	.559	
2023-24	23-11	.676	NCAA First Round
Totals:	110-52	.679	

KENTUCKY, HEAD COACH

2024-25	24-12	0.667	NCAA Sweet 16
2025-26	10-6	0.625	
Totals:	34-18	0.654	

OVERALL

11TH SEASON	221-126 (.637)
-------------------	----------------



HEAD COACH MARK POPE

Record vs. All Opponents

Team	Overall	Kentucky	BYU	UV	Last Meeting
Alabama	0-4	0-4	0-0	0-0	L, 89-74 Jan. 3, 2026
Antelope Valley	2-0	0-0	0-0	2-0	W, 102-63 Jan. 2, 2017
Arizona	0-1	0-0	0-0	0-1	L, 80-69 Dec. 6, 2018
Arizona State	1-0	0-0	1-0	0-0	W, 77-49 Nov. 23, 2023
Arkansas	0-1	0-1	0-0	0-0	L, 89-79 Feb. 1, 2025
Auburn	0-1	0-1	0-0	0-0	L, 94-78 March 1, 2025
Baylor	1-1	0-0	1-1	0-0	W, 78-71 Feb. 20, 2024
Bellarmine	2-0	1-0	1-0	0-0	W, 99-85 Dec. 23, 2025
Benedictine	1-0	0-0	0-0	1-0	W, 86-52 Nov. 19, 2016
Bethesda	1-0	0-0	0-0	1-0	W, 106-44 Dec. 14, 2017
Boise State	0-2	0-0	0-2	0-0	L, 74-70 Dec. 9, 2020
Brown	1-0	1-0	0-0	0-0	W, 88-54 Dec. 31, 2024
Bucknell	1-0	1-0	0-0	0-0	W, 100-72 Nov. 9, 2024
Butler	0-1	0-0	0-1	0-0	L, 75-70 Nov. 24, 2022
BYU	1-3	0-0	0-0	1-3	L, 75-65 Nov. 9, 2018
Cal State Bakersfield	4-6	0-0	0-0	4-6	W, 76-61 March 9, 2019
Cal State Fullerton	2-1	0-0	1-0	1-1	W, 76-58 Nov. 5, 2019
Cal State Northridge	1-0	0-0	0-0	1-0	W, 92-84 March 19, 2019
California Baptist	2-0	0-0	0-0	2-0	W, 64-63 March 2, 2019
Central Methodist	1-0	0-0	1-0	0-0	W, 97-61 Nov. 20, 2021
Chicago State	7-1	0-0	0-0	7-1	W, 103-71 Feb. 21, 2019
Cincinnati	0-1	0-0	0-1	0-0	L, 71-60 Jan. 6, 2024
Clemson	0-1	0-1	0-0	0-0	L, 70-66 Dec. 3, 2024
Cleveland State	1-0	0-0	1-0	0-0	W, 69-59 Nov. 9, 2021
Colgate	1-0	1-0	0-0	0-0	W, 78-67 Dec. 11, 2024
Creighton	1-1	0-0	1-1	0-0	W, 83-80 Dec. 10, 2022
Dayton	1-0	0-0	1-0	0-0	W, 79-75 ^{OT} Nov. 25, 2022
Denver	3-1	0-0	1-0	2-1	W, 90-74 Dec. 13, 2023
Duke	1-1	1-0	0-0	0-1	W, 77-72 Nov. 12, 2024
Duquesne	0-1	0-0	0-1	0-0	L, 71-67 March 21, 2024
Eastern Illinois	1-0	1-0	0-0	0-0	W, 99-53 Nov. 14, 2025
Eastern Oregon	1-0	0-0	0-0	1-0	W, 97-52 Nov. 20, 2017
Eastern Washington	1-0	0-0	0-0	1-0	W, 87-65 March 13, 2018
Evansville	1-0	0-0	1-0	0-0	W, 96-55 Dec. 5, 2023
Florida	1-0	1-0	0-0	0-0	W, 106-100 Jan. 4, 2025
Fresno State	2-0	0-0	1-0	1-0	W, 85-56 Dec. 1, 2023
Georgia	0-1	0-1	0-0	0-0	L, 82-69 Jan. 7, 2025
Georgia Southern	1-0	0-0	0-0	1-0	W, 74-49 March 15, 2017
Georgia State	2-0	1-0	1-0	0-0	W, 105-76 Nov. 29, 2024
Gonzaga	2-10	1-1	1-8	0-1	L, 94-59 Dec. 5, 2025
Grand Canyon	2-8	0-0	0-0	2-8	L, 78-74 March 15, 2019
Great Falls	1-0	0-0	0-0	1-0	W, 89-60 Nov. 14, 2015
Hartford	1-0	0-0	0-0	1-0	W, 72-65 Nov. 19, 2018
Hawaii	0-1	0-0	0-0	0-1	L, 70-69 Dec. 17, 2017
Houston	1-1	0-0	1-1	0-0	L, 75-68 Jan. 23, 2024
Houston Christian	1-0	0-0	1-0	0-0	W, 110-63 Nov. 6, 2023
Idaho State	5-0	0-0	1-0	4-0	W, 60-56 Nov. 7, 2022
Illinois	1-0	1-0	0-0	0-0	W, 84-75 March 23, 2025
Indiana	1-0	1-0	0-0	0-0	W, 72-60 Dec. 13, 2025
Iowa State	1-1	0-0	1-1	0-0	L, 68-63 March 6, 2024
Jackson State	1-0	1-0	0-0	0-0	W, 108-59 Nov. 22, 2024
Kansas	1-1	0-0	1-1	0-0	W, 76-68 Feb. 27, 2024
Kansas City	7-3	0-0	0-0	7-3	W, 71-64 March 14, 2019
Kansas State	1-1	0-0	1-1	0-0	L, 84-74 Feb. 24, 2024
Kentucky	0-1	0-0	0-0	0-1	L, 73-63 Nov. 10, 2017
Liberty	1-0	0-0	1-0	0-0	W, 80-75 Dec. 25, 2021
Lindenwood	1-0	0-0	1-0	0-0	W, 90-61 Dec. 20, 2022
Lipscomb	1-0	1-0	0-0	0-0	W, 97-68 Nov. 19, 2024
Long Beach State	2-0	0-0	1-0	1-0	W, 93-72 March 16, 2022
Louisville	1-2	1-1	0-0	0-1	L, 96-88 Nov. 11, 2025
Loyola Maryland	1-0	0-0	0-0	0-0	W, 88-46 Nov. 21, 2025
Loyola Marymount	8-1	0-0	8-1	0-0	W, 73-63 March 4, 2023
LSU	1-0	1-0	0-0	0-0	W, 95-64 March 4, 2025
Michigan State	0-1	0-1	0-0	0-0	L, 83-66 Nov. 18, 2025
Mississippi State	2-0	2-0	0-0	0-0	W, 92-68 Jan. 10, 2026
Missouri	1-1	1-1	0-0	0-0	L, 73-68 Jan. 7, 2026
Missouri State	2-0	0-0	2-0	0-0	W, 66-64 Nov. 16, 2022
Montana State	0-1	0-0	0-0	0-1	L, 76-72 Dec. 1, 2015
Montana Tech	3-0	0-0	1-0	2-0	W, 98-63 Nov. 30, 2019
Morgan State	1-0	0-0	1-0	0-0	W, 93-50 Nov. 18, 2023
NC Central	1-0	1-0	0-0	0-0	W, 103-67 Dec. 9, 2025
NC State	1-0	0-0	1-0	0-0	W, 95-86 Nov. 24, 2023
Nevada	1-0	0-0	1-0	0-0	W, 75-42 Dec. 10, 2019
New Mexico State	2-6	0-0	0-0	2-6	L, 84-77 Feb. 14, 2019

Team	Overall	Kentucky	BYU	UV	Last Meeting
New Orleans	1-0	0-0	1-0	0-0	W, 86-61 Nov. 26, 2020
Nicholls	2-0	1-0	1-0	0-0	W, 77-51 Nov. 4, 2025
North Carolina	0-1	0-1	0-0	0-0	L, 67-64 Dec. 2, 2025
North Dakota	2-0	0-0	0-0	2-0	W, 74-68 Nov. 24, 2018
Northern Arizona	1-0	0-0	0-0	1-0	W, 98-78 Dec. 8, 2018
Northern Iowa	1-0	0-0	1-0	0-0	W, 90-71 March 19, 2022
Ohio State	0-1	0-1	0-0	0-0	L, 85-65 Dec. 21, 2024
Ole Miss	0-1	0-1	0-0	0-0	L, 98-84 Feb. 4, 2025
Oklahoma	2-1	2-0	0-1	0-0	W, 85-84 March 13, 2025
Oklahoma State	1-1	0-0	1-1	0-0	W, 85-71 March 9, 2024
Oral Roberts	1-0	0-0	1-0	0-0	W, 79-73 Dec. 28, 2019
Oregon	1-0	0-0	1-0	0-0	W, 81-49 Nov. 16, 2021
Pacific	6-1	0-0	6-1	0-0	W, 81-66 Feb. 4, 2023
Pepperdine	7-2	0-0	7-2	0-0	L, 92-80 Feb. 9, 2023
Portland	7-0	0-0	7-0	0-0	W, 82-71 March 3, 2023
Rice	1-0	0-0	0-0	1-0	W, 85-79 March 20, 2017
Saint Mary's	4-8	0-0	4-6	0-2	L, 76-69 March 6, 2023
Sam Houston State	2-0	0-0	0-0	2-0	W, 85-79 Dec. 22, 2018
San Diego	4-0	0-0	4-0	0-0	W, 68-48 Jan. 7, 2022
San Diego Christian	1-0	0-0	0-0	1-0	W, 88-79 Jan. 2, 2016
San Diego State	3-2	0-0	3-2	0-0	W, 74-65 Nov. 10, 2023
San Francisco	5-5	0-0	5-4	0-1	W, 87-61 Feb. 25, 2023
Santa Clara	1-3	0-0	1-3	0-0	L, 81-74 Feb. 16, 2023
Seattle	5-4	0-0	0-0	5-4	W, 77-68 Feb. 26, 2019
South Carolina	1-0	1-0	0-0	0-0	W, 80-57 Feb. 8, 2025
South Dakota	0-1	0-0	0-1	0-0	L, 69-68 Dec. 3, 2022
SE Louisiana	1-0	0-0	1-0	0-0	W, 105-48 Nov. 15, 2023
Southern Cal	0-2	0-0	0-2	0-0	L, 82-76 Nov. 23, 2022
Southern Utah	1-1	0-0	1-0	0-1	W, 68-63 Nov. 13, 2019
St. John's	2-0	1-0	1-0	0-0	W, 78-66 Dec. 20, 2025
TCU	1-0	0-0	1-0	0-0	W, 87-75 March 2, 2024
Tennessee	2-1	2-1	0-0	0-0	L, 78-65 March 28, 2025
Tennessee Tech	1-0	1-0	0-0	0-0	W, 104-54 Nov. 26, 2025
Texas	1-1	0-1	1-0	0-0	L, 82-78 Feb. 15, 2025
Texas A&M	1-0	1-0	0-0	0-0	W, 81-69 Jan. 14, 2025
Texas Southern	2-0	0-0	2-0	0-0	W, 81-64 Nov. 24, 2021
Texas Tech	0-2	0-0	0-2	0-0	L, 81-67 March 14, 2024
Troy	1-0	1-0	0-0	0-0	W, 76-57 March 21, 2025
UC Davis	1-2	0-0	0-0	1-2	W, 80-71 Nov. 18, 2017
UC Riverside	2-0	0-0	0-0	2-0	W, 90-82 Dec. 28, 2017
UCF	3-0	0-0	3-0	0-0	W, 87-73 March 13, 2024
UCLA	1-1	0-0	1-1	0-0	L, 73-62 March 20, 2021
UNC Wilmington	0-1	0-0	0-0	0-1	L, 102-77 Dec. 22, 2015
UNLV	1-0	0-0	1-0	0-0	W, 83-50 Dec. 7, 2019
USF	1-1	0-0	1-0	0-1	W, 54-39 Dec. 22, 2021
UT Rio Grande Valley	8-0	0-0	0-0	8-0	W, 76-64 Feb. 16, 2019
UT San Antonio	3-1	0-0	0-0	3-1	W, 88-80 Dec. 2, 2017
Utah	3-3	0-0	3-2	0-1	L, 73-69 Dec. 9, 2023
Utah State	3-3	0-0	3-0	0-3	W, 82-71 Dec. 8, 2021
Utah Valley	1-2	0-0	1-2	0-0	L, 75-60 Dec. 7, 2022
Valparaiso	1-0	0-0	0-0	0-0	W, 107-59 Nov. 7, 2025
Vanderbilt	1-2	1-1	0-1	0-0	W, 82-61 Feb. 19, 2025
Virginia Tech	1-0	0-0	1-0	0-0	W, 90-77 Nov. 27, 2019
Washington State	0-2	0-0	0-1	0-1	L, 77-58 March 23, 2022
Weber State	7-1	0-0	4-0	3-1	W, 63-57 Dec. 22, 2022
West Virginia	1-0	0-0	1-0	0-0	W, 86-73 Feb. 3, 2024
Western Colorado	1-0	0-0	0-0	1-0	W, 82-59 Nov. 28, 2018
Western Kentucky	1-0	1-0	0-0	0-0	W, 87-68 Nov. 26, 2024
Western Oregon	1-0	0-0	1-0	0-0	W, 97-64 Dec. 15, 2022
Westminster	4-0	0-0	3-0	1-0	W, 100-70 Nov. 29, 2022
Wright State	1-0	1-0	0-0	0-0	W, 103-62 Nov. 4, 2024
Wyoming	1-1	0-0	1-0	0-1	W, 94-68 Dec. 30, 2023
	221-126	34-18	110-52	77-56	



HEAD COACH MARK POPE

Career Highlights

Kentucky

- UK captured eight wins over AP Top-15 opponents this season, the most in program history. That mark is tied with 1992-93 Indiana and 1978-79 Duke for the most top 15 wins ever in a single season. Kentucky defeated only one AP Top 15 team (Duke) at full strength
- Kentucky made 341 3-pointers on the year, which is the most in a single-season in program history in Pope's first season
- UK was the only team in the last 20 years to make the Sweet 16 having not returned a single point scorer from the prior season
- Six players finished the season averaging double-figure points per game. It marked the first time in school history a team had six double-digit scorers

BYU

- After being picked to finish last in its first season in the Big 12, Pope led the Cougars to a fifth-place finish with wins over No. 7 Kansas, No. 11 Baylor and No. 24 Iowa State
- 2024 Naismith College Coach of the Year Late Season Watch List
- The 2023-24 Cougars spent 16 weeks in the AP Top 25, the second-most appearances in school history
- One of four coaches in program history to win 20 or more games in first three seasons as head coach, joining G. Ott Romney, Roger Reid and Dave Rose
- Produced a 64-12 (.842) home record
- Led BYU to its first appearance in the NCAA Tournament since 2015 in 2021
- Named USBWA District VII Coach of the Year after leading BYU to a 24-8 record before COVID-19 canceled postseason play
- The 24 wins in his inaugural season was a program record
- Cougars ranked first in the nation in 3-point percentage in 2020, marking just the second time in program history that BYU ranked first nationally in any offensive statistic
- In 2023-24, BYU ranked second in the nation in 3-point attempts and third in made 3-pointers per game and assists per game
- Was the fastest coach to 60 wins in program history
- Became only the second coach in program history to earn an AP Top 25 ranking in his first season, and the first to finish the year among the top 25
- Downed No. 2 Gonzaga in 2020 at home, marking the highest-ranked foe ever defeated in the Marriott Center
- Four of his five BYU teams spent time in the AP Top 25. Prior to his hiring in 2019, BYU had not appeared in a single poll since the 2010-11 season

Utah Valley

- Increased total victories every season at the helm
- With 23 wins in 2017-18 and 25 in 2018-19, Pope guided the Wolverines to the first back-to-back 20-win seasons in program history
- The 25 wins in 2018-19 were the most ever in the program's history
- Coached the 2019 Western Athletic Conference Player and Freshman of the Year
- Utah Valley was 20-2 at home from 2017-19
- Led the Wolverines to 22 consecutive home wins from 2017-19. It was the nation's second-longest active home winning streak at the time and the longest in school history

Pope's Record When ...

Seson	School	Overall	Home	Away	Neutral	Conf.	Conf. Tourney	Postseason
2015-16	Utah Valley	12-18	7-8	5-9	0-1	6-8	0-1	--
2016-17	Utah Valley	17-17	8-5	8-11	1-1	6-8	1-1	2-1 CBI
2017-18	Utah Valley	23-11	16-1	6-9	1-1	10-4	1-1	1-1 CBI
2018-19	Utah Valley	25-10	14-1	8-8	3-1	12-4	1-1	1-1 CBI
2019-20	BYU	24-8	14-1	6-5	4-2	13-3	0-1	0-0 (COVID)
2020-21	BYU	20-7	10-2	7-2	3-3	10-3	1-1	0-1 NCAA
2021-22	BYU	24-11	14-3	6-5	4-3	9-6	1-1	2-1 NIT
2022-23	BYU	19-15	12-4	2-7	5-4	7-9	2-1	--
2023-24	BYU	23-11	16-2	3-7	4-2	10-8	1-1	0-1 NCAA
2024-25	Kentucky	24-12	15-3	4-6	5-3	10-8	1-1	2-1 NCAA
2025-26	Kentucky	10-6	9-2	0-2	1-2	1-2	0-0	--
	at Kentucky	34-18	24-5	4-8	6-5	11-10	1-1	2-1 NCAA
	Total	221-126	135-32	55-71	31-23	94-63	9-10	8-7

Statistical Snapshot Year-to-Year

	KenPom O	KenPom D	Avg. Points Per Possession	3-Point %	Made 3s Per Game
Kentucky (25-26)	44	25	1.190	33.8%	8.4
Kentucky (24-25)	10	51	1.164	37.5%	9.5
BYU (23-24)	14	60	1.164	34.8%	11.1
BYU (22-23)	103	52	1.048	34.0%	8.1
BYU (21-22)	50	70	1.060	35.3%	8.0
BYU (20-21)	23	30	1.087	37.3%	8.7
BYU (19-20)	7	60	1.121	42.2%	10.4
Utah Valley (18-19)	96	131	1.090	38.2%	8.1
Utah Valley (17-18)	73	131	1.093	38.6%	7.9
Utah Valley (16-17)	240	75	0.990	32.0%	8.8
Utah Valley (15-16)	268	278	0.989	35.1%	8.5

Pope Award Winners

Player (School)	Honor
Matt Haarms (BYU)	WCC Defensive Player of the Year
Wyatt Lowell (Utah Valley)	WAC Freshman of the Year
Jaxson Robinson (BYU)	Big 12 Sixth Man of the Year
Jake Toolson (Utah Valley)	WAC Player of the Year
(BYU)	WCC Newcomer of the Year

Pope All-Conference Honors

Player (School)	Team (Year)
Brandon Averette (BYU)	Second (2021)
Alex Barcello (BYU)	First (2021)
	First (2022)
Yoeli Childs (BYU)	First (2020)
Marcel Davis (Utah Valley)	Second (2016)
Konner Frey (Utah Valley)	Freshman (2016)
Matt Haarms (BYU)	Second (2021)
Dallin Hall (BYU)	Freshman (2023)
TJ Haws (BYU)	First (2020)
Caleb Lohner (BYU)	Freshman (2022)
Akolda Manyang (Utah Valley)	Defensive (2018)
Isaac Neilson (Utah Valley)	Defensive (2017)
Kenneth Ogbe (Utah Valley)	First (2018)
Otega Owheh (Kentucky)	Second (2025)
Brandon Randolph (Utah Valley)	Second (2018)
Conner Toolson (Utah Valley)	Second (2018)
Jake Toolson (Utah Valley)	Freshman (2018)
	First (2019)
(BYU)	First (2020)
Fousseyni Traore (BYU)	Second (2023)
	Freshman (2022)

Pope by the Numbers

1996	National Champion
135	Career home victories as a HC
41	Margin of first UK coaching victory, also the jersey number he wore as a UK player
23rd	Coach in UK history
14	First or second team all-conference honors by players
9	Teams to average 70.0+ points per game
7	20-win seasons
7	Postseason appearances



More than 20,000 fans were in attendance in Rupp Arena at Central Bank Center on April 14, 2024 when UK introduced Mark Pope as its 23rd head coach.

00



OTEGA OWEH

SR. | Guard | 6-4 | 220
Newark, N.J. | University of Oklahoma
Communication

X: @OtegaOweh | IG: @otegaoweh

- Scored in double figures in all 16 games
- Posted his third-consecutive game with at least 20 points, scoring 22 against Mississippi State while also setting a season-high with five steals. He is the first UK player to top 20 points in each of the first three SEC games since Jodie Meeks in 2008-09
- Hit the longest shot in UK program history with a 69-foot heave at the end of the half vs. Missouri. He logged team highs in points (20), rebounds (5), assists (4) and steals (4) against the Tigers
- Led the team with 22 points, eight rebounds and three assists in SEC opener at Alabama
- Named SEC Player of the Week after being the game's high scorer with 20 points in win over St. John's, also tallying three steals
- Nearly had a triple-double in the win over Bellarmine with 10 points, eight rebounds and a career-best 10 assists
- Went for a season-high 21 points, seven rebounds and four steals vs. NC Central, knocking down three 3s
- Had 16 points, five boards and five assists vs. Gonzaga
- Posted 16 points, also generating two steals and two blocks vs. UNC
- Tallied 16 points vs. Tennessee Tech
- Had 12 points, five rebounds, two steals and a block at Louisville
- Tallied 15 points, five boards and three assists in win over Valparaiso
- Opened the 2025-26 season with 13 points vs. Nicholls
- Preseason SEC Player of the Year and a member of the preseason All-SEC First Team
- Preseason All-America by The Sporting News, ESPN, Blue Ribbon, College Hoops Today and The Field of 68
- Named to the preseason watch list for the Jerry West Award by the Naismith Memorial Basketball Hall of Fame
- Naismith and Wooden Player of the Year Watch List
- Set career highs in points per game (16.2), rebounds per game (4.7), assists per game (1.7), steals per game (1.6), blocks per game (0.5) and free-throw percentage (.776) a season ago
- A career 1,000-point scorer
- Brother, Odafe, is a linebacker for the Los Angeles Chargers

2025-26 SEASON/CAREER HIGHS*

Points	
Season	22, 2x last MISSISSIPPI STATE (1/10/26)
Career	28, at Oklahoma (2/26/25)
Rebounds	
Season	8, 2x last at Alabama (1/3/26)
Career	12, at Vanderbilt (1/25/25)
Field Goals	
Season	10, MISSISSIPPI STATE (1/10/26)
Career	12, at Oklahoma (2/26/25)
Field Goals Attempted	
Season	17, 2x last MISSISSIPPI STATE (1/10/26)
Career	21, at Oklahoma (2/26/25)
3-Point Field Goals	
Season	3, 2x last MISSOURI (1/7/26)
Career	3, 3x last MISSOURI (1/7/26)
3-Point Field Goals Attempted	
Season	6, at Louisville (11/11/25)
Career	6, at Louisville (11/11/25)
Free Throws	
Season	9, vs. Gonzaga (12/5/25)
Career	13, vs. Ohio State (12/21/24)
Free Throws Attempted	
Season	10, vs. Gonzaga (12/5/25)
Career	13, vs. Ohio State (12/21/24)
Assists	
Season	10, BELLARMINE (12/23/25)
Career	10, BELLARMINE (12/23/25)
Steals	
Season	5, MISSISSIPPI ST. (1/10/26)
Career	7, GREEN BAY (12/16/23)
Blocked Shots	
Season	2, NORTH CAROLINA (12/2/25)
Career	2, 8x last NORTH CAROLINA (12/2/25)
Minutes Played	
Season	36, at Alabama (1/3/26)
Career	38, vs. Gonzaga (12/7/24)

MISCELLANEOUS	2025-26	CAREER*
Dunks	20	99
Double-Figure Scoring Games	16	71
Double-Figure Rebounding Games	0	2
Games With Double-Double	1	3
Games Led UK in Scoring	8	28
Games Led UK in Rebounding	6	13
Games Led UK in Assists	5	9
Games Led UK in Steals	8	55
Games Led UK in Blocks	2	21
Games With 3+ Assists	9	22
Games With 3+ Blocks	0	0
Games With 3+ Steals	5	23
Games With 3+ Three-Pointers	2	3

*Includes Oklahoma statistics

GAME-BY-GAME STATISTICS

Opponent	Date	GS	Min	FG-A	Pct.	3FG-A	Pct.	FT-A	Pct.	Off-Def-Tot	PF	Ast	TO	Blk	Stl	Pts
NICHOLLS	11/4	*	21	4-9	.444	1-2	.500	4-5	.800	1-2-3	2	0	3	0	1	13
VALPARAISO	11/7	*	22	6-10	.600	1-3	.333	2-2	1.000	1-4-5	0	3	2	0	0	15
at Louisville	11/11	*	28	4-13	.308	1-6	.167	3-4	.750	1-4-5	5	2	5	1	2	12
EASTERN ILLINOIS	11/14	*	18	4-7	.571	0-1	.000	4-4	1.000	0-2-2	2	3	0	0	0	12
vs. Michigan State	11/18	*	31	4-12	.333	2-5	.400	2-2	1.000	0-4-4	1	3	1	1	0	12
LOYOLA (MD)	11/21	*	24	5-9	.556	1-3	.333	0-0	.000	0-5-5	1	2	2	0	3	11
TENNESSEE TECH	11/26	*	24	6-11	.545	1-2	.500	3-3	1.000	1-1-2	2	3	2	0	2	16
NORTH CAROLINA	12/2	*	33	6-11	.545	0-1	.000	4-6	.667	2-7-9	3	2	2	2	2	16
vs. Gonzaga	12/5	*	29	3-7	.429	1-3	.333	9-10	.900	1-4-5	2	5	1	0	2	16
NC CENTRAL	12/9	*	27	9-12	.750	3-4	.750	0-1	.000	2-5-7	0	1	0	1	4	21
INDIANA	12/13	*	33	2-8	.250	1-2	.500	5-8	.625	2-2-4	3	1	0	0	2	10
vs. St. John's	12/20	*	34	6-17	.353	0-3	.000	8-9	.889	1-4-5	3	1	3	0	3	20
BELLARMINE	12/23	*	33	2-7	.286	0-2	.000	6-8	.750	2-6-8	2	10	4	0	2	10
at Alabama	1/3	*	36	8-16	.500	1-4	.250	5-7	.714	2-6-8	3	3	2	0	1	22
MISSOURI	1/7	*	35	6-11	.545	3-4	.750	5-8	.625	1-4-5	3	4	1	0	4	20
MISSISSIPPI STATE	1/10	*	32	10-17	.588	2-4	.500	0-0	.000	0-3-3	3	5	1	1	5	22



Back in Blue with
DeAndre Liggins



Mic'd Up



Cats by 90

CAREER STATISTICS

Year	GP-GS	Min-Avg	FG-FGA	Pct	3FG-FGA	Pct	FT-FTA	Pct	Off-Def-Tot-Avg	PF-FO	Ast	TO	Blk	Stl	Pts	Avg
2022-23	28-9	370-13.2	47-106	.443	1-4	.250	39-60	.650	21-38-59-2.1	50-2	5	31	5	33	134	4.8
2023-24	32-28	797-24.9	136-276	.493	20-53	.377	72-112	.643	29-91-120-3.8	76-0	32	57	14	47	364	11.4
2024-25	36-36	1020-28.3	204-415	.492	27-76	.355	149-192	.776	36-132-168-4.7	94-2	62	55	19	57	584	16.2
2025-26	16-16	461-28.8	85-177	.480	18-49	.367	60-77	.779	15-60-75-4.7	34-1	48	29	6	33	248	15.5
Career	112-89	2649-23.7	472-974	.485	66-182	.363	320-441	.726	101-321-422-3.8	254-5	147	172	44	170	1330	11.9



1



DENZEL ABERDEEN

SR. | Guard | 6-5 | 195
Orlando, Fla. | University of Florida
Criminal Justice

X: @DenzelAberdeen | IG: @1wayyzel

- Scored 16 in the win over Mississippi State, his most points since Nov. 26 against Tennessee Tech
- Notched seven points, a team-high four assists and a trio of boards vs. Missouri
- Had 14 points, powered by four 3s, and four assists in the win over Bellarmine
- Posted 16 points, four assists and three steals vs. Tennessee Tech
- Had a career-high eight rebounds to go along with 11 points and six assists in 28 minutes vs. Loyola (MD)
- Scored 13 points and posted three boards with two steals in win vs. Eastern Illinois
- Had a career performance at Louisville, topping best marks in points (26) and rebounds (7)
- Posted a perfect shooting night against Valparaiso going 3 of 3 from the floor and 5 of 5 from the line for 12 points
- A member of Florida's 2025 National Championship squad
- Averaged 7.7 points in 39 appearances with five starts a season ago
- Had 10 games with double-figure scoring as a junior
- Had back-to-back 20-point games, scoring 20 on the road at Mississippi State and a career-high 22 points on five made 3s vs. South Carolina
- Twice named Florida Association of Basketball Coaches (FABC) All-State, earning first team in 2021 and second team in 2022
- Scored 27 points in the 2021 7A championship game, leading Dr. Phillips to its first state championship in school history
- Lists his shoe collection as his most prized possession and his favorite movie is Home Alone

2025-26 SEASON/CAREER HIGHS*

Points	
Season	26, at Louisville (11/11/25)
Career	26, at Louisville (11/11/25)
Rebounds	
Season	8, LOYOLA MD (11/21/25)
Career	8, LOYOLA MD (11/21/25)
Field Goals	
Season	10, at Louisville (11/11/25)
Career	10, at Louisville (11/11/25)
Field Goals Attempted	
Season	20, at Louisville (11/11/25)
Career	20, at Louisville (11/11/25)
3-Point Field Goals	
Season	4, 3x last BELLARMINE (12/23/25)
Career	5, vs. SOUTH CAROLINA (2/15/25)
3-Point Field Goals Attempted	
Season	10, at Louisville (11/11/25)
Career	10, at Louisville (11/11/25)
Free Throws	
Season	7, vs. Michigan State (11/18/25)
Career	7, vs. Michigan State (11/18/25)
Free Throws Attempted	
Season	8, vs. Michigan State (11/18/25)
Career	8, 2x last vs. Michigan St. (11/18/25)
Assists	
Season	6, 2x last LOYOLA MD (11/21/25)
Career	6, 2x last LOYOLA MD (11/21/25)
Steals	
Season	3, 2x last TENNESSEE TECH (11/26/25)
Career	4, vs. Texas A&M (3/16/24)
Blocked Shots	
Season	1, 2x, last NC CENTRAL (12/9/25)
Career	1, 4x last NC CENTRAL (12/9/25)
Minutes Played	
Season	35, NORTH CAROLINA (12/2/25)
Career	35, 2x last NORTH CAROLINA (12/2/25)

MISCELLANEOUS	2025-26	CAREER*
Dunks	4	14
Double-Figure Scoring Games	10	23
Double-Figure Rebounding Games	0	0
Games With Double-Double	0	0
Games Led UK in Scoring	2	5
Games Led UK in Rebounding	1	1
Games Led UK in Assists	5	7
Games Led UK in Steals	4	10
Games Led UK in Blocks	0	1
Games With 3+ Assists	10	18
Games With 3+ Blocks	0	0
Games With 3+ Steals	2	4
Games With 3+ Three-Pointers	3	6

*includes Florida statistics

GAME-BY-GAME STATISTICS

Opponent	Date	GS	Min	FG-A	Pct.	3FG-A	Pct.	FT-A	Pct.	Off-Def-Tot	PF	Ast	TO	Blk	Stl	Pts
NICHOLLS	11/4		23	4-9	.444	1-5	.200	1-1	1.000	0-5-5	3	6	0	0	0	10
VALPARAISO	11/7	*	19	3-3	1.000	1-1	1.000	5-5	1.000	1-3-4	1	2	1	0	1	12
at Louisville	11/11	*	31	10-20	.500	4-10	.400	2-3	.667	2-5-7	1	3	1	0	1	26
EASTERN ILLINOIS	11/14	*	23	6-9	.667	1-3	.333	0-0	.000	0-3-3	1	1	1	0	2	13
vs. Michigan State	11/18	*	31	1-8	.125	1-5	.200	7-8	.875	1-0-1	4	2	3	0	3	10
LOYOLA (MD)	11/21	*	28	5-7	.714	0-1	.000	1-3	.333	2-6-8	0	6	2	0	1	11
TENNESSEE TECH	11/26	*	22	6-10	.600	4-6	.667	0-0	.000	1-1-2	1	4	1	0	3	16
NORTH CAROLINA	12/2	*	35	4-13	.308	0-3	.000	2-2	1.000	1-3-4	1	4	1	1	0	10
vs. Gonzaga	12/5	*	25	3-12	.250	1-4	.250	1-3	.333	2-0-2	1	2	1	0	0	8
NC CENTRAL	12/9	*	24	4-7	.571	0-2	.000	0-0	.000	0-2-2	0	5	2	1	1	8
INDIANA	12/13	*	25	3-7	.429	1-1	1.000	2-4	.500	0-1-1	2	0	1	0	0	9
vs. St. John's	12/20	*	27	1-5	.200	0-2	.000	2-2	1.000	0-3-3	1	3	2	0	1	4
BELLARMINE	12/23	*	25	5-8	.625	4-7	.571	0-0	.000	0-2-2	3	4	1	0	0	14
at Alabama	1/3	*	27	1-7	.143	0-3	.000	5-5	1.000	0-1-1	4	1	2	0	0	7
MISSOURI	1/7	*	28	3-7	.429	1-2	.500	0-0	.000	1-2-3	1	4	1	0	0	7
MISSISSIPPI STATE	1/10	*	33	5-9	.556	2-3	.667	4-4	1.000	0-1-1	1	4	2	0	0	16



Mic'd Up



Follow Friday

CAREER STATISTICS

Year	GP-GS	Min-Avg	FG-FGA	Pct	3FG-FGA	Pct	FT-FTA	Pct	Off-Def-Tot-Avg	PF-FO	Ast	TO	Blk	Stl	Pts	Avg
2022-23	12-0	41-3.4	7-16	.438	0-5	.000	5-9	.556	1-3-4-0.3	5-0	2	2	0	0	19	1.6
2023-24	32-0	312-9.7	40-99	.404	12-34	.353	14-22	.636	11-18-29-0.9	30-0	23	13	2	13	106	3.3
2024-25	39-5	773-19.8	107-256	.418	36-103	.350	51-72	.708	12-56-68-1.7	57-0	55	39	0	18	301	7.7
2025-26	16-15	424-26.5	64-141	.454	21-58	.362	32-40	.800	11-38-49-3.1	25-0	51	22	2	13	181	11.3
Career	99-20	1550-15.7	218-512	.426	69-200	.345	102-143	.713	35-115-150-1.5	117-0	131	76	4	44	607	6.1



2



JASPER JOHNSON

FR. | Guard | 6-5 | 180
Lexington, Ky. | Overtime Elite
Human Nutrition

X: @BruhJasperJ | IG: @bruhjasperj

- Had 11 points, a season-high-tying seven assists and a blocked shot in the win over Bellarmine
- Exploded for 22 points on 6-of-10 shooting, while going a perfect 8 for 8 from the line vs. NC Central
- Scored nine points and had five assists vs. Loyola (MD)
- Recorded new career highs in assists (7) and rebounds (5), while also scoring eight points vs. Eastern Illinois
- Led team with five assists, while also hitting three 3s vs. Valparaiso
- Had 11 points and four assists in his collegiate debut vs. Nicholls
- Five-star prospect, ranked as a top-25 prospect in the class
- Won gold at the 2025 FIBA U19 Men's World Cup with Team USA this summer. Johnson averaged 8.0 points, 1.6 assists and 1.3 rebounds per game, while shooting 46.3% from the field and 40.1% from 3-point range
- Played his final high school season at Overtime Elite averaging 20.3 points, 5.9 rebounds and 5.8 assists per game for Real Wild Energy
- Began his high school career at Woodford County High School where he helped lead the Yellowjackets to the semifinals of the KHSAA Sweet 16 in 2023, while also playing quarterback on the football team
- Third generation Wildcat: Father, Dennis, and uncle, Derrick, both played football at UK; while his grandfather, Alvis, worked eight years in athletics administration at UK

2025-26 SEASON/CAREER HIGHS

Points	
Season	22, NC CENTRAL (12/9/25)
Career	22, NC CENTRAL (12/9/25)
Rebounds	
Season	5, EASTERN ILLINOIS (11/14/25)
Career	5, EASTERN ILLINOIS (11/14/25)
Field Goals	
Season	6, NC CENTRAL (12/9/25)
Career	6, NC CENTRAL (12/9/25)
Field Goals Attempted	
Season	10, NC CENTRAL (12/9/25)
Career	10, NC CENTRAL (12/9/25)
3-Point Field Goals	
Season	3, 2x last BELLARMINE (12/23/25)
Career	3, 2x last BELLARMINE (12/23/25)
3-Point Field Goals Attempted	
Season	5, 2x last BELLARMINE (12/23/25)
Career	5, 2x last BELLARMINE (12/23/25)
Free Throws	
Season	8, NC CENTRAL (12/9/25)
Career	8, NC CENTRAL (12/9/25)
Free Throws Attempted	
Season	8, NC CENTRAL (12/9/25)
Career	8, NC CENTRAL (12/9/25)
Assists	
Season	7, 2x last BELLARMINE (12/23/25)
Career	7, 2x last BELLARMINE (12/23/25)
Steals	
Season	1, NICHOLLS (11/4/25)
Career	1, NICHOLLS (11/4/25)
Blocked Shots	
Season	1, 2x last BELLARMINE (12/23/25)
Career	1, 2x last BELLARMINE (12/23/25)
Minutes Played	
Season	27, LOYOLA MD (11/21/25)
Career	27, LOYOLA MD (11/21/25)

MISCELLANEOUS	2025-26	CAREER*
Dunks	0	0
Double-Figure Scoring Games	3	3
Double-Figure Rebounding Games	0	0
Games With Double-Double	0	0
Games Led UK in Scoring	1	1
Games Led UK in Rebounding	0	0
Games Led UK in Assists	2	2
Games Led UK in Steals	0	0
Games Led UK in Blocks	1	1
Games With 3+ Assists	6	6
Games With 3+ Blocks	0	0
Games With 3+ Steals	0	0
Games With 3+ Three-Pointers	2	2

GAME-BY-GAME STATISTICS

Opponent	Date	GS	Min	FG-A	Pct.	3FG-A	Pct.	FT-A	Pct.	Off-Def-Tot	PF	Ast	TO	Blk	Stl	Pts
NICHOLLS	11/4		22	3-7	.429	1-4	.250	4-5	.800	1-0-1	3	4	2	1	1	11
VALPARAISO	11/7		21	3-5	.600	3-4	.750	0-0	.000	0-1-1	1	5	3	0	0	9
at Louisville	11/11		6	0-4	.000	0-4	.000	0-0	.000	0-1-1	0	0	0	0	0	0
EASTERN ILLINOIS	11/14		19	3-7	.429	2-4	.500	0-0	.000	0-5-5	2	7	2	0	0	8
vs. Michigan State	11/18		14	3-7	.429	1-4	.250	1-1	1.000	1-1-2	0	0	0	0	0	8
LOYOLA (MD)	11/21		27	3-9	.333	2-5	.400	1-1	1.000	2-1-3	2	5	2	0	0	9
TENNESSEE TECH	11/26		21	4-6	.667	1-3	.333	0-0	.000	0-2-2	1	4	2	0	0	9
NORTH CAROLINA	12/2		6	1-4	.250	0-0	.000	0-0	.000	0-0-0	2	0	1	0	0	2
vs. Gonzaga	12/5		18	2-7	.286	1-4	.250	3-4	.750	1-2-3	3	1	0	0	0	8
NC CENTRAL	12/9		19	6-10	.600	2-4	.500	8-8	1.000	0-2-2	2	2	0	0	0	22
INDIANA	12/13		3	0-2	.000	0-1	.000	0-0	.000	0-0-0	0	0	0	0	0	0
vs. St. John's	12/20		8	1-3	.333	0-1	.000	0-0	.000	0-0-0	1	2	0	0	0	2
BELLARMINE	12/23		22	4-8	.500	3-5	.600	0-0	.000	1-2-3	3	7	1	1	0	11
at Alabama	1/3		6	0-0	.000	0-0	.000	0-0	.000	0-0-0	0	0	1	0	0	0
MISSOURI	1/7		DNP													
MISSISSIPPI STATE	1/10		10	2-4	.500	1-1	1.000	0-0	.000	0-0-0	0	0	0	0	0	5



Meet the Cats



Postgame vs. Purdue

CAREER STATISTICS

Year	GP-GS	Min-Avg	FG-FGA	Pct	3FG-FGA	Pct	FT-FTA	Pct	Off-Def-Tot-Avg	PF-FO	Ast	TO	Blk	Stl	Pts	Avg
2025-26	15-0	224-14.9	35-83	.422	17-44	.386	17-19	.895	6-17-23-1.5	20-0	37	14	2	1	104	6.9
Career	15-0	224-14.9	35-83	.422	17-44	.386	17-19	.895	6-17-23-1.5	20-0	37	14	2	1	104	6.9





KAM WILLIAMS

SO. | Guard | 6-8 | 205
Lafayette, La. | Tulane University
Social Work

X: @KamWilliams_3 | IG: @Kammie1k

- Was a team-best plus-32 in the win over Mississippi State, scoring 14 points and grabbing five rebounds, along with two assists and two steals
- Exploded for a career-high 26 points, including draining a career-best eight 3-pointers in the win over Bellarmine
- The eight 3-pointers on 10 attempts tied the program record for best 3-point percentage (.800) on a minimum of 10 attempts. Jamal Murray (8-10) achieved the feat at Florida on Feb. 6, 2016
- Knocked down a pair of 3s, and made a career-high five free throws, for 11 points vs. St. John's in the CBS Sports Classic
- Played 24 minutes and contributed nine points, two boards and a blocked shot in the win over Indiana
- Had seven points, five boards, two assists and a blocked shot in his second start vs. Tennessee Tech
- Exploded for 13 points, nine rebounds, four assists and three steals in first start as a Wildcat vs. Loyola (MD)
- Connected on two 3s for six points vs. Eastern Illinois
- Sparked a comeback effort at Louisville with five points, four rebounds and a blocked shot in 12 minutes of second-half action. He was a team-best plus-11
- Connected on a pair of 3-pointers in exhibition victory over Purdue
- Started 28 of the 33 games played during his freshman campaign at Tulane
- Logged 14 double-figure scoring efforts and shot 41.2 percent from 3-point range
- Had 16 points and eight rebounds in the semifinals of the American Athletic Conference Tournament against Memphis
- Put up a season-high 24 points in the regular-season finale vs. UAB
- Brother, Greg, played basketball at St. John's and Louisiana
- Cites word searches as an off-the-court talent

2025-26 SEASON/CAREER HIGHS*

Points	
Season	26, BELLARMINE (12/23/25)
Career	26, BELLARMINE (12/23/25)
Rebounds	
Season	9, LOYOLA MD (11/21/25)
Career	10, 2x last EAST CAROLINA (2/19/25)
Field Goals	
Season	8, BELLARMINE (12/23/25)
Career	9, UAB (3/9/25)
Field Goals Attempted	
Season	10, BELLARMINE (12/23/25)
Career	12, UAB (3/9/25)
3-Point Field Goals	
Season	8, BELLARMINE (12/23/25)
Career	8, BELLARMINE (12/23/25)
3-Point Field Goals Attempted	
Season	10, BELLARMINE (12/23/25)
Career	10, BELLARMINE (12/23/25)
Free Throws	
Season	5, vs. St. John's (12/20/25)
Career	5, vs. St. John's (12/20/25)
Free Throws Attempted	
Season	6, vs. St. John's (12/20/25)
Career	6, vs. St. John's (12/20/25)
Assists	
Season	4, LOYOLA MD (11/21/25)
Career	4, 4x last LOYOLA MD (11/21/25)
Steals	
Season	3, LOYOLA MD (11/21/25)
Career	4, 2x last vs. Wyoming (11/26/24)
Blocked Shots	
Season	1, 6x last at Alabama (1/3/26)
Career	3, 3x last RICE (2/15/25)
Minutes Played	
Season	30, MISSISSIPPI STATE (1/10/26)
Career	42, NEW ORLEANS (11/22/24)
MISCELLANEOUS	2025-26 CAREER*
Dunks	6 16
Double-Figure Scoring Games	4 18
Double-Figure Rebounding Games	0 2
Games With Double-Double	0 1
Games Led UK in Scoring	2 4
Games Led UK in Rebounding	0 6
Games Led UK in Assists	0 2
Games Led UK in Steals	1 17
Games Led UK in Blocks	3 16
Games With 3+ Assists	2 7
Games With 3+ Blocks	0 3
Games With 3+ Steals	1 7
Games With 3+ Three-Pointers	1 10

*includes Tulane statistics

GAME-BY-GAME STATISTICS

Opponent	Date	GS	Min	FG-A	Pct.	3FG-A	Pct.	FT-A	Pct.	Off-Def-Tot	PF	Ast	TO	Blk	Stl	Pts
NICHOLLS	11/4		18	1-3	.333	0-2	.000	0-0	.000	0-2-2	2	1	1	1	0	2
VALPARAISO	11/7		15	0-3	.000	0-3	.000	0-0	.000	2-2-4	0	0	0	1	0	0
at Louisville	11/11		12	2-2	1.000	1-1	1.000	0-0	.000	1-3-4	1	0	0	1	0	5
EASTERN ILLINOIS	11/14		21	2-4	.500	2-4	.500	0-0	.000	1-1-2	1	2	0	0	1	6
vs. Michigan State	11/18		17	2-6	.333	1-5	.200	0-0	.000	0-1-1	0	1	0	0	1	5
LOYOLA (MD)	11/21	*	26	5-9	.556	1-4	.250	2-2	1.000	3-6-9	3	4	0	0	3	13
TENNESSEE TECH	11/26	*	25	3-6	.500	1-4	.250	0-0	.000	1-4-5	2	2	2	1	0	7
NORTH CAROLINA	12/2	*	16	1-4	.250	0-2	.000	0-0	.000	1-2-3	2	0	0	0	1	2
vs. Gonzaga	12/5	*	15	0-3	.000	0-3	.000	0-0	.000	0-2-2	2	0	2	0	0	0
NC CENTRAL	12/9		13	1-4	.250	0-3	.000	0-0	.000	0-3-3	2	3	0	1	0	2
INDIANA	12/13		24	3-5	.600	1-2	.500	2-2	1.000	2-0-2	2	0	0	1	0	9
vs. St John's	12/20		20	2-6	.333	2-5	.400	5-6	.833	0-0-0	5	0	0	0	0	11
BELLARMINE	12/23		22	8-10	.800	8-10	.800	2-2	1.000	0-1-1	4	0	0	0	1	26
at Alabama	1/3		16	1-4	.250	1-4	.250	2-2	1.000	1-0-1	2	0	0	1	0	5
MISSOURI	1/7		28	3-8	.375	2-7	.286	0-0	.000	0-1-1	1	0	1	0	1	8
MISSISSIPPI STATE	1/10		30	5-8	.625	2-3	.667	2-2	1.000	3-2-5	1	2	3	0	2	14



Follow Friday



Wildcats Today

CAREER STATISTICS

Year	GP-GS	Min-Avg	FG-FGA	Pct	3FG-FGA	Pct	FT-FTA	Pct	Off-Def-Tot-Avg	PF-FO	Ast	TO	Blk	Stl	Pts	Avg
2024-25	33-28	1067-32.4	112-231	.485	63-153	.412	19-25	.760	23-125-148-4.5	52-0	44	28	35	46	306	9.3
2025-26	16-4	319-20.0	39-85	.459	22-62	.355	15-16	.938	15-30-45-2.8	30-1	15	9	7	10	115	7.2
Career	49-32	1387-28.3	151-316	.478	85-215	.395	34-41	.829	38-155-193-3.9	82-1	59	37	42	56	421	8.6



4



ANDRIJA JELAVIĆ

SO. | Forward | 6-11 | 225
Zagreb, Croatia | Prirodoslovna škola Vladimira Preloga / Mega Superbet Communication

IG: @jelaviccc

- Secured five rebounds and hit a 3-pointer in the win over Mississippi State
- Hit a pair of 3s on his way to 10 points vs. NC Central
- Played a season-high 24 minutes vs. UNC, scoring six points and adding four rebounds and a block
- Had five points, a season-high 10 rebounds and three assists in the win over Tennessee Tech
- Contributed nine points in win over Loyola (MD)
- Scored in double-figures for the first time with 11 points in win over Eastern Illinois, also securing career-best seven rebounds
- Posted six points on 3 of 3 from the field at Louisville
- Finished with seven points and five boards in win over Valparaiso
- Logged six points and five rebounds in his collegiate debut vs. Nicholls
- Played for Mega Superbet in the Adriatic League, averaging 11.0 points, 7.4 rebounds, 1.5 assists and 1.0 steals
- Previously played for OKK Beograd, KK Mega Leks U18 and KK Cedevita Olimpija Junior
- Played at the 2022 U18 Euro Championships averaging 11.3 points, 11.0 rebounds and 2.4 assists per game in seven outings
- Most prized possession is a watch given to him by his father
- Chose his jersey number for Dražen Petrović

2025-26 SEASON/CAREER HIGHS

Points		
Season	11, EASTERN ILLINOIS (11/14/25)	
Career	11, EASTERN ILLINOIS (11/14/25)	
Rebounds		
Season	10, TENNESSEE TECH (11/26/25)	
Career	10, TENNESSEE TECH (11/26/25)	
Field Goals		
Season	5, EASTERN ILLINOIS (11/14/25)	
Career	5, EASTERN ILLINOIS (11/14/25)	
Field Goals Attempted		
Season	9, EASTERN ILLINOIS (11/14/25)	
Career	9, EASTERN ILLINOIS (11/14/25)	
3-Point Field Goals		
Season	2, NC CENTRAL (12/9/25)	
Career	2, NC CENTRAL (12/9/25)	
3-Point Field Goals Attempted		
Season	6, vs. Gonzaga (12/5/25)	
Career	6, vs. Gonzaga (12/5/25)	
Free Throws		
Season	2, VALPARAISO (11/7/25)	
Career	2, VALPARAISO (11/7/25)	
Free Throws Attempted		
Season	3, VALPARAISO (11/7/25)	
Career	3, VALPARAISO (11/7/25)	
Assists		
Season	3, TENNESSEE TECH (11/26/25)	
Career	3, TENNESSEE TECH (11/26/25)	
Steals		
Season	1, 3x last MISSISSIPPI STATE (1/10/26)	
Career	1, 3x last MISSISSIPPI STATE (1/10/26)	
Blocked Shots		
Season	1, 4x last BELLARMINE (12/23/25)	
Career	1, 4x last BELLARMINE (12/23/25)	
Minutes Played		
Season	24, NORTH CAROLINA (12/2/25)	
Career	24, NORTH CAROLINA (12/2/25)	
MISCELLANEOUS		
	2025-26	CAREER*
Dunks	3	3
Double-Figure Scoring Games	2	2
Double-Figure Rebounding Games	1	1
Games With Double-Double	0	0
Games Led UK in Scoring	0	0
Games Led UK in Rebounding	0	0
Games Led UK in Assists	0	0
Games Led UK in Steals	0	0
Games Led UK in Blocks	0	0
Games With 3+ Assists	1	1
Games With 3+ Blocks	0	0
Games With 3+ Steals	0	0
Games With 3+ Three-Pointers	0	0

GAME-BY-GAME STATISTICS

Opponent	Date	GS	Min	FG-A	Pct.	3FG-A	Pct.	FT-A	Pct.	Off-Def-Tot	PF	Ast	TO	Blk	Stl	Pts
NICHOLLS	11/4		19	3-8	.375	0-0	.000	0-0	.000	0-5-5	2	0	1	0	0	6
VALPARAISO	11/7		20	2-5	.400	1-3	.333	2-3	.667	1-4-5	2	1	0	0	0	7
at Louisville	11/11		10	3-3	1.000	0-0	.000	0-0	.000	1-0-1	0	0	0	0	0	6
EASTERN ILLINOIS	11/14		15	5-9	.556	1-4	.250	0-0	.000	3-4-7	2	0	3	0	1	11
vs. Michigan State	11/18		10	0-2	.000	0-1	.000	0-0	.000	0-0-0	2	0	0	1	0	0
LOYOLA (MD)	11/21		11	4-7	.571	1-1	1.000	0-0	.000	2-2-4	1	0	0	1	0	9
TENNESSEE TECH	11/26		16	2-3	.667	1-2	.500	0-0	.000	0-10-10	0	3	0	0	0	5
NORTH CAROLINA	12/2		24	3-6	.500	0-3	.000	0-0	.000	3-1-4	3	0	0	1	0	6
vs. Gonzaga	12/5		15	0-6	.000	0-6	.000	0-0	.000	3-1-4	0	0	3	0	0	0
NC CENTRAL	12/9		15	4-6	.667	2-4	.500	0-0	.000	1-2-3	2	0	0	0	1	10
INDIANA	12/13		DNP													
vs. St. John's	12/20		DNP													
BELLARMINE	12/23		7	1-2	.500	0-0	.000	0-0	.000	1-0-1	2	0	1	1	0	2
at Alabama	1/3		DNP													
MISSOURI	1/7		DNP													
MISSISSIPPI STATE	1/10		17	1-3	.333	1-3	.333	0-0	.000	1-4-5	1	1	1	0	1	3



Cats by 90



Follow Friday

CAREER STATISTICS

Year	GP-GS	Min-Avg	FG-FGA	Pct	3FG-FGA	Pct	FT-FTA	Pct	Off-Def-Tot-Avg	PF-FO	Ast	TO	Blk	Stl	Pts	Avg
2025-26	12-0	178-14.8	28-60	.467	7-30	.233	2-3	.667	16-33-49-4.1	17-0	5	9	4	3	65	5.4
Career	12-0	178-14.8	28-60	.467	7-30	.233	2-3	.667	16-33-49-4.1	17-0	5	9	4	3	65	5.4



5



COLLIN CHANDLER

SO. | Guard | 6-5 | 205
Farmington, Utah | Farmington High School
Business Administration- Finance

X: @collinchand13r | IG: @collinxchandler

- Dished out a career-best eight assists in win over NC Central, while grabbing five boards and scoring seven
- Had 11 points and a career-high three steals vs. Gonzaga
- Scored 12 points and had two steals vs. UNC
- Logged 14 points, five boards and a career-best five assists in the win over Tennessee Tech
- Voted MVP of BBN United Tipoff Classic after averaging 11 points, four assists and three boards while shooting 52.9% from 3-point range across the three games
- Became the first player in UK history to open a season with three straight games with four made 3s when he drained four more at Louisville. He also chipped in with a career-high-tying six rebounds
- Charted 14 points with four made 3s to go along with five rebounds and four assists vs. Valparaiso
- Led the team with a career-high 15 points, while also chipping in four assists, two steals and a block in his first career start vs. Nicholls
- Utah Gatorade Player of the Year in 2023
- Ranked as the No. 33 overall player in the class of 2023 by 247Sports, the No. 6 combo guard and the No. 1 player in the state of Utah before serving a mission and stepping away from basketball for two years
- Married his high school sweetheart, Hannah, in May of 2025 during the offseason

2025-26 SEASON/CAREER HIGHS

Points	
Season	15, NICHOLLS (11/4/25)
Career	15, NICHOLLS (11/4/25)
Rebounds	
Season	6, at Louisville (11/11/25)
Career	6, 2x last at Louisville (11/11/25)
Field Goals	
Season	6, TENNESSEE TECH (11/26/25)
Career	6, TENNESSEE TECH (11/26/25)
Field Goals Attempted	
Season	12, LOYOLA MD (11/21/25)
Career	12, LOYOLA MD (11/21/25)
3-Point Field Goals	
Season	4, 3x last at Louisville (11/11/25)
Career	4, 3x last at Louisville (11/11/25)
3-Point Field Goals Attempted	
Season	8, VALPARAISO (11/7/25)
Career	8, VALPARAISO (11/7/25)
Free Throws	
Season	4, NORTH CAROLINA (12/2/25)
Career	4, NORTH CAROLINA (12/2/25)
Free Throws Attempted	
Season	4, 2x last vs. Gonzaga (12/5/25)
Career	4, 2x last vs. Gonzaga (12/5/25)
Assists	
Season	8, NC CENTRAL (12/9/25)
Career	8, NC CENTRAL (12/9/25)
Steals	
Season	3, vs. Gonzaga (12/5/25)
Career	3, 2x last vs. Gonzaga (12/5/25)
Blocked Shots	
Season	2, vs. Michigan State (11/18/25)
Career	2, vs. Michigan State (11/18/25)
Minutes Played	
Season	34, NORTH CAROLINA (12/2/25)
Career	34, NORTH CAROLINA (12/2/25)

MISCELLANEOUS	2025-26	CAREER
Dunks	4	4
Double-Figure Scoring Games	8	9
Double-Figure Rebounding Games	0	0
Games With Double-Double	0	0
Games Led UK in Scoring	2	2
Games Led UK in Rebounding	1	1
Games Led UK in Assists	3	3
Games Led UK in Steals	4	11
Games Led UK in Blocks	3	3
Games With 3+ Assists	7	9
Games With 3+ Blocks	0	0
Games With 3+ Steals	1	2
Games With 3+ Three-Pointers	4	5

GAME-BY-GAME STATISTICS

Opponent	Date	GS	Min	FG-A	Pct.	3FG-A	Pct.	FT-A	Pct.	Off-Def-Tot	PF	Ast	TO	Blk	Stl	Pts
NICHOLLS	11/4	*	24	5-8	.625	4-7	.571	1-2	.500	1-1-2	2	4	2	1	2	15
VALPARAISO	11/7	*	23	4-8	.500	4-8	.500	2-2	1.000	0-5-5	4	4	0	1	0	14
at Louisville	11/11	*	25	4-7	.571	4-6	.667	0-0	.000	1-5-6	5	2	2	0	0	12
EASTERN ILLINOIS	11/14	*	20	1-2	.500	1-2	.500	1-2	.500	1-1-2	0	4	0	1	0	4
vs. Michigan State	11/18	*	26	4-9	.444	2-6	.333	0-0	.000	0-4-4	4	1	0	2	1	10
LOYOLA (MD)	11/21	*	21	5-12	.417	3-6	.500	0-0	.000	1-0-1	0	0	0	1	1	13
TENNESSEE TECH	11/26	*	26	6-11	.545	2-6	.333	0-0	.000	0-5-5	1	5	1	0	1	14
NORTH CAROLINA	12/2	*	34	4-9	.444	0-2	.000	4-4	1.000	0-2-2	3	1	2	0	2	12
vs. Gonzaga	12/5	*	29	3-8	.375	2-7	.286	3-4	.750	0-2-2	1	1	1	0	3	11
NC CENTRAL	12/9	*	32	2-5	.400	1-4	.250	2-2	1.000	0-5-5	2	8	1	0	1	7
INDIANA	12/13	*	16	1-7	.143	0-2	.000	2-2	1.000	0-2-2	1	0	0	0	0	4
vs. St. John's	12/20	*	19	0-2	.000	0-1	.000	0-0	.000	0-1-1	3	3	2	0	1	0
BELLARMINE	12/23	*	19	1-4	.250	1-4	.250	1-2	.500	1-1-2	2	3	0	0	2	4
at Alabama	1/3	*	18	1-4	.250	1-2	.500	0-0	.000	0-2-2	1	1	1	0	1	3
MISSOURI	1/7		5	0-0	.000	0-0	.000	0-0	.000	0-0-0	2	0	1	0	1	0
MISSISSIPPI STATE	1/10		19	2-8	.250	1-5	.200	2-2	1.000	0-1-1	2	1	0	0	1	7



Five Things



Postgame vs. Eastern Illinois

CAREER STATISTICS

Year	GP-GS	Min-Avg	FG-FGA	Pct	3FG-FGA	Pct	FT-FTA	Pct	Off-Def-Tot-Avg	PF-FO	Ast	TO	Blk	Stl	Pts	Avg
2024-25	30-0	311-10.4	26-72	.361	17-49	.347	13-15	.867	5-25-30-1.0	38-1	21	26	2	20	82	2.7
2025-26	16-14	356-22.3	43-104	.413	26-68	.382	18-22	.818	5-37-42-2.6	33-1	38	13	6	17	130	8.1
Career	46-14	668-14.5	69-176	.392	43-117	.368	31-37	.838	10-62-72-1.6	71-2	59	39	8	37	212	4.6





TRENT NOAH

SO. | Forward | 6-5 | 220
Harlan, Ky. | Harlan County High School
Education- Sport Leadership

X: @trentnoah2_ | IG: @trentnoah2

- Knocked down three 3s on his way to 11 points and career highs in rebounds (6) and assists (3) vs. NC Central
- Had a career outing vs. Tennessee Tech with 16 points and six rebounds. He drained a career-best four 3s
- Buried two triples for six points vs. Loyola (MD), also grabbing four boards
- Scored 10 points, one of three players in double-figures, against Purdue
- Logged six points, three assists and a pair of boards in the Blue-White Game for the Blue team
- Appeared in 24 games during debut season
- Was key in home win over Tennessee, finishing with a season-best 11 points while hitting three 3s in the game. He became just the third player in program history to connect on three or more 3s off the bench against an AP Top 5 opponent
- Was inducted into Harlan County Public Schools Frank Brittain Academic and Athletic Hall of Fame in May of 2025
- Finished his high school career as the state of Kentucky's fifth all-time leading scorer in high school basketball history
- Averaged 29.9 points per game during his senior season for Harlan County
- Grandfather, Charles "Perky" Bryant, played football at Kentucky from 1961-63

2025-26 SEASON/CAREER HIGHS		
Points		
Season	16, TENNESSEE TECH (11/26/25)	
Career	16, TENNESSEE TECH (11/26/25)	
Rebounds		
Season	6, 2x, last NC CENTRAL (12/9/25)	
Career	6, 4x, last NC CENTRAL (12/9/25)	
Field Goals		
Season	5, TENNESSEE TECH (11/26/25)	
Career	5, TENNESSEE TECH (11/26/25)	
Field Goals Attempted		
Season	8, NC CENTRAL (12/9/25)	
Career	8, NC CENTRAL (12/9/25)	
3-Point Field Goals		
Season	4, TENNESSEE TECH (11/26/25)	
Career	4, TENNESSEE TECH (11/26/25)	
3-Point Field Goals Attempted		
Season	6, NC CENTRAL (12/9/25)	
Career	6, 2x last TENNESSEE TECH (11/26/25)	
Free Throws		
Season	2, 4x last INDIANA (12/13/25)	
Career	8, 7x last INDIANA (12/13/25)	
Free Throws Attempted		
Season	2, 4x last INDIANA (12/13/25)	
Career	3, vs. Illinois (3/23/25)	
Assists		
Season	3, NC CENTRAL (12/9/25)	
Career	3, NC CENTRAL (12/9/25)	
Steals		
Season	2, EASTERN ILLINOIS (11/14/25)	
Career	2, EASTERN ILLINOIS (11/14/25)	
Blocked Shots		
Season	1, EASTERN ILLINOIS (11/14/25)	
Career	1, 2x last E. ILLINOIS (11/14/25)	
Minutes Played		
Season	26, NC CENTRAL (12/9/25)	
Career	26, NC CENTRAL (12/9/25)	
MISCELLANEOUS	2025-26	CAREER
Dunks	1	1
Double-Figure Scoring Games	2	3
Double-Figure Rebounding Games	0	0
Games With Double-Double	0	0
Games Led UK in Scoring	1	1
Games Led UK in Rebounding	0	0
Games Led UK in Assists	0	0
Games Led UK in Steals	1	2
Games Led UK in Blocks	0	0
Games With 3+ Assists	1	1
Games With 3+ Blocks	0	0
Games With 3+ Steals	0	0
Games With 3+ Three-Pointers	2	3

GAME-BY-GAME STATISTICS

Opponent	Date	GS	Min	FG-A	Pct.	3FG-A	Pct.	FT-A	Pct.	Off-Def-Tot	PF	Ast	TO	Blk	Stl	Pts
NICHOLLS	11/4	*	9	0-2	.000	0-2	.000	0-0	.000	0-2-2	0	0	0	0	1	0
VALPARAISO	11/7		DNP													
at Louisville	11/11		DNP													
EASTERN ILLINOIS	11/14		22	3-6	.500	2-5	.400	0-0	.000	0-3-3	2	0	0	1	2	8
vs. Michigan State	11/18		10	0-0	.000	0-0	.000	0-1	.000	1-1-2	1	1	2	0	1	0
LOYOLA (MD)	11/21		16	2-4	.500	2-4	.500	0-0	.000	1-3-4	2	1	0	0	1	6
TENNESSEE TECH	11/26		21	5-6	.833	4-5	.800	2-2	1.000	1-5-6	1	1	0	0	0	16
NORTH CAROLINA	12/2		13	0-1	.000	0-1	.000	2-2	1.000	0-0-0	0	1	0	0	1	2
vs. Gonzaga	12/5		14	1-3	.333	1-3	.333	2-2	1.000	1-3-4	0	1	0	0	0	5
NC CENTRAL	12/9	*	26	4-8	.500	3-6	.500	0-0	.000	2-4-6	3	3	0	0	1	11
INDIANA	12/13	*	11	1-3	.333	0-2	.000	2-2	1.000	0-0-0	1	2	0	0	0	4
vs. St. John's	12/20		3	0-0	.000	0-0	.000	0-0	.000	0-0-0	1	0	2	0	0	0
BELLARMINE	12/23		9	1-3	.333	0-2	.000	0-0	.000	0-1-1	2	0	0	0	0	2
at Alabama	1/3		DNP													
MISSOURI	1/7		DNP													
MISSISSIPPI STATE	1/10		1	0-0	.000	0-0	.000	0-0	.000	0-0-0	0	0	0	0	0	0



Big Blue Madness
3-Point Crown

CAREER STATISTICS

Year	GP-GS	Min-Avg	FG-FGA	Pct	3FG-FGA	Pct	FT-FTA	Pct	Off-Def-Tot-Avg	PF-FO	Ast	TO	Blk	Stl	Pts	Avg
2024-25	24-0	267-11.1	23-51	.451	12-36	.333	6-8	.750	17-29-46-1.9	27-0	10	9	1	3	64	2.7
2025-26	12-3	154-12.9	17-36	.472	12-30	.400	8-9	.889	6-22-28-2.3	13-0	10	4	1	7	54	4.5
Career	36-3	421-11.7	40-87	.460	24-66	.364	14-17	.824	23-51-74-2.1	40-0	20	13	2	10	118	3.3



10



BRANDON GARRISON

JR. | Foward | 6-10 | 245
Oklahoma City | Oklahoma State University
Communication

X: @brandonGarriso | IG: @brando2wavyyy

- Pitched in six points and three boards off the bench in win over Mississippi State
- Had six points and four rebounds, while providing a spark off the bench in 11 minutes of action vs. Missouri
- Blocked a season-high three shots at Alabama
- Played a big part in UK's win over Indiana with six points, five boards, two assists, a steal and a block in 20 minutes
- Scored six points in nine minutes vs. North Carolina
- Pulled down a career-best 11 rebounds vs. Loyola (MD), also scoring six points
- Had perfect shooting night going 4 of 4 from both the field and foul line for 12 points vs. Valparaiso
- Opened the season with eight points and five rebounds in the win over Nicholls.
- Tallied seven points and four rebounds in win over Purdue
- Averaged 5.9 points, 3.9 rebounds and 1.9 assists per game as a sophomore
- Tallied seven double-figure scoring efforts
- Led the team in blocks seven times and steals seven times
- Recorded nine games with three or more assists and had three games with three or more steals
- Logged 13 points, six rebounds, two assists and two steals in the NCAA Tournament win over Troy
- Had a season-high 15 points, four assists, three steals and two boards in the home finale against LSU
- 2023 McDonalds High School All-American and the 2023 Gatorade and MaxPreps Player of the Year in the state of Oklahoma
- Has a two-year old son, named Akarii

2025-26 SEASON/CAREER HIGHS*

Points	
Season	12, VALPARAISO (11/7/25)
Career	21, BYU (2/17/24)
Rebounds	
Season	11, LOYOLA MD (11/21/25)
Career	11, LOYOLA MD (11/21/25)
Field Goals	
Season	4, 2x last VALPARAISO (11/7/25)
Career	7, 3x last SOUTH CAROLINA (2/8/25)
Field Goals Attempted	
Season	7, 2x last TENNESSEE TECH (11/26/25)
Career	12, LSU (3/4/25)
3-Point Field Goals	
Season	1, 2x last vs. Gonzaga (12/5/25)
Career	2, 2x last LSU (3/4/25)
3-Point Field Goals Attempted	
Season	2, INDIANA (12/13/25)
Career	5, LSU (3/4/25)
Free Throws	
Season	4, VALPARAISO (11/7/25)
Career	8, WEST VIRGINIA (1/27/24)
Free Throws Attempted	
Season	4, VALPARAISO (11/7/25)
Career	12, BYU (2/17/24)
Assists	
Season	4, VALPARAISO (11/7/25)
Career	6, 2x last JACKSON ST. (11/22/24)
Steals	
Season	2, TENNESSEE TECH (11/26/25)
Career	4, WEST VIRGINIA (1/27/24)
Blocked Shots	
Season	3, at Alabama (1/3/26)
Career	6, HOUSTON CHRISTIAN (11/24/23)
Minutes Played	
Season	23, 2x last at Louisville (11/11/25)
Career	38, BAYLOR (1/6/24)

MISCELLANEOUS	2025-26	CAREER*
Dunks	12	56
Double-Figure Scoring Games	1	18
Double-Figure Rebounding Games	1	3
Games With Double-Double	0	1
Games Led UK in Scoring	0	2
Games Led UK in Rebounding	2	17
Games Led UK in Assists	0	5
Games Led UK in Steals	0	16
Games Led UK in Blocks	3	29
Games With 3+ Assists	1	15
Games With 3+ Blocks	1	10
Games With 3+ Steals	0	4
Games With 3+ Three-Pointers	0	0

*Includes Oklahoma State statistics

GAME-BY-GAME STATISTICS

Opponent	Date	GS	Min	FG-A	Pct.	3FG-A	Pct.	FT-A	Pct.	Off-Def-Tot	PF	Ast	TO	Blk	Stl	Pts
NICHOLLS	11/4	*	23	4-6	.667	0-1	.000	0-0	.000	1-4-5	3	1	1	0	1	8
VALPARAISO	11/7	*	18	4-4	1.000	0-0	.000	4-4	1.000	1-3-4	4	4	0	1	0	12
at Louisville	11/11	*	23	1-2	.500	0-0	.000	1-2	.500	2-4-6	2	1	0	0	0	3
EASTERN ILLINOIS	11/14	*	19	3-3	1.000	0-0	.000	0-0	.000	1-4-5	4	1	4	1	0	6
vs. Michigan State	11/18	*	20	1-2	.500	0-0	.000	0-0	.000	0-4-4	2	2	0	0	0	2
LOYOLA (MD)	11/21		20	3-7	.429	0-1	.000	0-2	.000	3-8-11	0	1	2	0	1	6
TENNESSEE TECH	11/26		17	2-7	.286	0-1	.000	0-0	.000	2-2-4	0	2	1	1	2	4
NORTH CAROLINA	12/2		9	2-3	.667	1-1	1.000	1-2	.500	1-0-1	1	0	0	0	0	6
vs. Gonzaga	12/5		16	2-3	.667	1-1	1.000	0-0	.000	1-1-2	5	0	1	0	0	5
NC CENTRAL	12/9		7	1-2	.500	0-1	.000	3-3	1.000	0-0-0	0	2	2	0	1	5
INDIANA	12/13		20	3-6	.500	0-2	.000	0-0	.000	2-3-5	4	2	2	1	1	6
vs. St. John's	12/20		12	2-4	.500	0-0	.000	0-0	.000	0-2-2	2	0	0	1	1	4
BELLARMINE	12/23		8	0-0	.000	0-0	.000	0-0	.000	1-0-1	1	0	1	0	1	0
at Alabama	1/3		9	0-0	.000	0-0	.000	1-2	.500	1-0-1	3	0	0	3	0	1
MISSOURI	1/7		11	3-3	1.000	0-0	.000	0-0	.000	0-4-4	4	2	1	0	0	6
MISSISSIPPI STATE	1/10		13	3-4	.750	0-1	.000	0-1	.000	1-2-3	1	1	1	1	0	6



Father's Day

CAREER STATISTICS

Year	GP-GS	Min-Avg	FG-FGA	Pct	3FG-FGA	Pct	FT-FTA	Pct	Off-Def-Tot-Avg	PF-FO	Ast	TO	Blk	Stl	Pts	Avg
2023-24	32-29	721-22.5	91-159	.572	0-0	.000	59-91	.648	43-125-168-5.3	89-3	47	52	47	26	241	7.5
2024-25	35-0	604-17.3	85-167	.509	12-40	.300	23-43	.535	40-95-135-3.9	71-1	65	41	20	30	205	5.9
2025-26	16-5	247-15.5	34-56	.607	2-9	.222	10-16	.625	17-41-58-3.6	36-1	19	16	9	8	80	5.0
Career	83-34	1578-19.0	210-382	.550	14-49	.286	92-150	.613	100-262-362-4.4	196-5	131	110	76	64	526	6.3



11



WALKER HORN

SR. | Guard | 6-3 | 190
Austin, Texas | Westlake High School
Communication

X: @walkerhorn_ | IG: @walkerhorn_

- Had a rebound vs. Mississippi State
- Picked up an assist vs. NC Central
- Only four-year member of the UK squad in 2025-26
- Made his first career bucket on a 3-pointer as the shot clock was winding down in the closing minutes of the win over Tennessee Tech
- Had two tries from distance vs. Loyola (MD)
- Attempted a 3-pointer vs. Valparaiso and Eastern Illinois
- Saw action in the win over Nicholls
- Has appeared in 14 career contests
- Finished his high school career at Westlake High School in Austin, Texas, after spending his previous two seasons at Covington Catholic in Covington, Kentucky
- Westlake was a state semifinalists in 2022
- Horn was a part of a regional championship as a sophomore and a district championship as a junior with Covington Catholic
- Father, Darrin, is the head coach at Northern Kentucky

2025-26 SEASON/CAREER HIGHS

Points	
Season	3, TENNESSEE TECH (11/26/25)
Career	3, TENNESSEE TECH (11/26/25)
Rebounds	
Season	1, MISSISSIPPI STATE (1/10/26)
Career	1, 2x last MISSISSIPPI STATE (1/10/26)
Field Goals	
Season	1, TENNESSEE TECH (11/26/25)
Career	1, TENNESSEE TECH (11/26/25)
Field Goals Attempted	
Season	2, LOYOLA MD (11/21/25)
Career	2, LOYOLA MD (11/21/25)
3-Point Field Goals	
Season	1, TENNESSEE TECH (11/26/25)
Career	1, TENNESSEE TECH (11/26/25)
3-Point Field Goals Attempted	
Season	2, LOYOLA MD (11/21/25)
Career	2, LOYOLA MD (11/21/25)
Free Throws	
Season	-
Career	-
Free Throws Attempted	
Season	-
Career	-
Assists	
Season	1, NC CENTRAL (12/9/25)
Career	1, 3x last NC CENTRAL (12/9/25)
Steals	
Season	-
Career	-
Blocked Shots	
Season	-
Career	-
Minutes Played	
Season	2, TENNESSEE TECH (11/26/25)
Career	2, 7x last TENNESSEE TECH (11/26/25)

MISCELLANEOUS	2025-26	CAREER
Dunks	0	0
Double-Figure Scoring Games	0	0
Double-Figure Rebounding Games	0	0
Games With Double-Double	0	0
Games Led UK in Scoring	0	0
Games Led UK in Rebounding	0	0
Games Led UK in Assists	0	0
Games Led UK in Steals	0	0
Games Led UK in Blocks	0	0
Games With 3+ Assists	0	0
Games With 3+ Blocks	0	0
Games With 3+ Steals	0	0
Games With 3+ Three-Pointers	0	0


GAME-BY-GAME STATISTICS

Opponent	Date	GS	Min	FG-A	Pct.	3FG-A	Pct.	FT-A	Pct.	Off-Def-Tot	PF	Ast	TO	Blk	Stl	Pts
NICHOLLS	11/4		1	0-0	.000	0-0	.000	0-0	.000	0-0-0	0	0	0	0	0	0
VALPARAISO	11/7		1	0-1	.000	0-1	.000	0-0	.000	0-0-0	0	0	0	0	0	0
at Louisville	11/11		DNP													
EASTERN ILLINOIS	11/14		1	0-1	.000	0-1	.000	0-0	.000	0-0-0	1	0	0	0	0	0
vs. Michigan State	11/18		DNP													
LOYOLA (MD)	11/21		1	0-2	.000	0-2	.000	0-0	.000	0-0-0	0	0	1	0	0	0
TENNESSEE TECH	11/26		2	1-1	1.000	1-1	1.000	0-0	.000	0-0-0	0	0	0	0	0	3
NORTH CAROLINA	12/2		DNP													
vs. Gonzaga	12/5		DNP													
NC CENTRAL	12/9		1	0-0	.000	0-0	.000	0-0	.000	0-0-0	0	1	1	0	0	0
INDIANA	12/13		DNP													
vs. St. John's	12/20		DNP													
BELLARMINE	12/23		DNP													
at Alabama	1/3		DNP													
MISSOURI	1/7		DNP													
MISSISSIPPI STATE	1/10		1	0-0	.000	0-0	.000	0-0	.000	0-1-1	0	0	0	0	0	0

CAREER STATISTICS

Year	GP-GS	Min-Avg	FG-FGA	Pct	3FG-FGA	Pct	FT-FTA	Pct	Off-Def-Tot-Avg	PF-FO	Ast	TO	Blk	Stl	Pts	Avg
2022-23	4-0	8-2.0	0-1	.000	0-1	.000	0-0	.000	0-1-1-0.3	1-0	1	4	0	0	0	0.0
2023-24	4-0	3-0.8	0-0	.000	0-0	.000	0-0	.000	0-0-0-0.0	0-0	0	0	0	0	0	0.0
2024-25	5-0	4-0.9	0-0	.000	0-0	.000	0-0	.000	0-0-0-0.0	0-0	1	0	0	0	0	0.0
2025-26	7-0	8-1.2	1-6	.167	1-6	.167	0-0	.000	0-1-1-0.1	0-0	1	2	0	0	3	0.4
Career	20-0	24-1.2	1-7	.143	1-7	.143	0-0	.000	0-2-2-0.1	1-0	3	6	0	0	3	0.2





JALAND LOWE

JR. | Guard | 6-1.5 | 170
Missouri City, Texas | University of Pittsburgh
Communication

X: @jalandlowe | IG: @j15lowe

- Left the game vs. Mississippi State with an injury after three minutes and did not return
- Scored a season-high 21 points while also generating two steals at Alabama in SEC opener
- Returned from a first-half injury to play 15 minutes in the second half vs. St. John's, sparking a comeback win with 13 points, three rebounds, three assists and a team-best plus-minus of plus-20
- Had a season-high 13 points in the win over Indiana, playing 24 minutes
- Returned to action vs. Gonzaga and played 14 minutes
- Had nine points, a team-high five assists, to go along with a block and a steal at Louisville
- Made UK debut vs. Valparaiso, scoring six points and leading the team with five assists
- Named to the preseason watch list for the Bob Cousy Award, the Wooden Award and the Naismith Player of the Year
- Preseason Third-Team All-SEC by media
- Named NABC Second Team All-District and Third Team All-ACC as a sophomore at Pitt
- Missed both exhibition games with a shoulder injury
- Led team in scoring at 16.8 points per game and was one of eight players in Division I to average at least 16.5 points, 4.0 rebounds and 5.5 assists
- Scored in double-figures 26 times and topped 20 points a team-high 10 times
- Recorded sixth triple-double in program history with 11 points, 10 rebounds and 10 assists vs. VMI
- Averaged 26.4 points, 8.1 rebounds, 4.3 assists, 3.1 steals and 2.3 blocks his senior year at Fort Bend Marshall
- Godfather, John Lucas II, was the No. 1 pick in the 1976 NBA Draft and played in the NBA from 1976-1990 and served as an NBA head coach for San Antonio, Philadelphia and Cleveland
- Chose his jersey number in honor of his godfather

2025-26 SEASON/CAREER HIGHS*

Points	
Season	21, at Alabama (1/3/26)
Career	28, at Ohio State (11/29/24)
Rebounds	
Season	5, INDIANA (12/13/25)
Career	10, 2x last at Louisville (3/1/25)
Field Goals	
Season	8, at Alabama (1/3/26)
Career	9, 2x last CALIFORNIA (1/1/25)
Field Goals Attempted	
Season	16, at Alabama (1/3/26)
Career	23, CALIFORNIA (1/1/25)
3-Point Field Goals	
Season	2, at Louisville (11/11/25)
Career	4, 2x last at Mississippi St. (12/4/24)
3-Point Field Goals Attempted	
Season	5, 3x last MISSOURI (1/7/26)
Career	9, 3x last GEORGIA TECH (2/25/25)
Free Throws	
Season	4, 2x last MISSOURI (1/7/26)
Career	13, LOUISVILLE (1/11/25)
Free Throws Attempted	
Season	6, INDIANA (12/13/25)
Career	13, LOUISVILLE (1/11/25)
Assists	
Season	5, 2x last at Louisville (11/11/25)
Career	12, ECU (12/11/24)
Steals	
Season	2, at Alabama (1/3/26)
Career	4, 3x last at Notre Dame (2/22/25)
Blocked Shots	
Season	1, 2x last at Alabama (1/3/26)
Career	1, 11x last at Alabama (1/3/26)
Minutes Played	
Season	30, at Louisville (11/11/25)
Career	43, CLEMSON (1/18/25)

MISCELLANEOUS	2025-26	CAREER*
Dunks	0	1
Double-Figure Scoring Games	3	46
Double-Figure Rebounding Games	0	2
Games With Double-Double	0	2
Games Led UK in Scoring	0	17
Games Led UK in Rebounding	0	6
Games Led UK in Assists	3	44
Games Led UK in Steals	2	21
Games Led UK in Blocks	1	5
Games With 3+ Assists	3	49
Games With 3+ Blocks	0	0
Games With 3+ Steals	0	9
Games With 3+ Three-Pointers	0	4

*Includes Pitt statistics

GAME-BY-GAME STATISTICS

Opponent	Date	GS	Min	FG-A	Pct.	3FG-A	Pct.	FT-A	Pct.	Off-Def-Tot	PF	Ast	TO	Blk	Stl	Pts
NICHOLLS	11/4		DNP													
VALPARAISO	11/7		18	2-7	.286	0-2	.000	2-2	1.000	0-2-2	1	5	0	0	1	6
at Louisville	11/11		30	2-8	.250	2-5	.400	3-4	.750	1-0-1	3	5	3	1	1	9
EASTERN ILLINOIS	11/14		DNP													
vs. Michigan State	11/18		DNP													
LOYOLA (MD)	11/21		DNP													
TENNESSEE TECH	11/26		DNP													
NORTH CAROLINA	12/2		DNP													
vs. Gonzaga	12/5		14	0-5	.000	0-2	.000	1-2	.500	0-1-1	0	1	1	0	0	1
NC CENTRAL	12/9		8	0-0	.000	0-0	.000	0-0	.000	0-0-0	2	2	1	0	0	0
INDIANA	12/13		24	5-13	.385	0-3	.000	3-6	.500	0-5-5	1	2	0	0	1	13
vs. St. John's	12/20		15	5-7	.714	1-2	.500	2-2	1.000	1-2-3	1	3	0	0	0	13
BELLARMINE	12/23		DNP													
at Alabama	1/3		27	8-16	.500	1-5	.200	4-5	.800	0-3-3	2	2	3	1	2	21
MISSOURI	1/7	*	28	2-11	.182	1-5	.200	4-4	1.000	1-3-4	2	2	0	0	0	9
MISSISSIPPI STATE	1/10	*	3	0-0	.000	0-0	.000	0-2	.000	0-0-0	0	0	0	0	1	0



Back in Blue with
Andrew Harrison



Mic'd Up

CAREER STATISTICS

Year	GP-GS	Min-Avg	FG-FGA	Pct	3FG-FGA	Pct	FT-FTA	Pct	Off-Def-Tot-Avg	PF-FO	Ast	TO	Blk	Stl	Pts	Avg
2023-24	33-19	876-26.5	113-291	.388	31-88	.352	59-69	.855	18-75-93-2.8	41-0	109	46	2	28	316	9.6
2024-25	31-31	1103-35.6	166-442	.376	41-154	.266	147-166	.886	27-102-129-4.2	67-1	169	92	7	55	520	16.8
2025-26	9-2	166-18.5	24-67	.358	5-24	.208	19-27	.704	3-16-19-2.1	12-0	22	8	2	6	72	8.0
Career	73-52	2141-29.3	303-800	.379	77-266	.289	225-262	.859	48-192-240-3.3	120-1	300	146	11	89	908	12.4



20



ZACH TOW

SR. | Forward | 6-5 | 220
Madisonville, Ky. | North Hopkins High School
Business Administration- Management & Finance

X: @z_tow12 | IG: @z_tow20

- Buried a 3-pointer vs. NC Central for first-career field goal
- Has seen action in six games this season
- Hit a free throw in the win over Tennessee Tech for his first collegiate points
- Made Kentucky debut vs. LSU in home finale
- Saw action in NCAA Tournament first round win over Troy
- All-District and First Team All-Region at Madisonville North Hopkins High School
- Averaged 12.5 points and 11.5 rebounds as a high school senior in 2021-22
- Reached the Elite Eight of the KHSAA High School State Tournament in 2019
- Sister Kaylee was an All-American in softball at the University of Alabama

2025-26 SEASON/CAREER HIGHS

Points	
Season	3, NC CENTRAL (12/9/25)
Career	3, NC CENTRAL (12/9/25)
Rebounds	
Season	-
Career	-
Field Goals	
Season	1, NC CENTRAL (12/9/25)
Career	1, NC CENTRAL (12/9/25)
Field Goals Attempted	
Season	1, NC CENTRAL (12/9/25)
Career	1, NC CENTRAL (12/9/25)
3-Point Field Goals	
Season	1, NC CENTRAL (12/9/25)
Career	1, NC CENTRAL (12/9/25)
3-Point Field Goals Attempted	
Season	1, NC CENTRAL (12/9/25)
Career	1, NC CENTRAL (12/9/25)
Free Throws	
Season	1, TENNESSEE TECH (11/26/25)
Career	1, TENNESSEE TECH (11/26/25)
Free Throws Attempted	
Season	2, TENNESSEE TECH (11/26/25)
Career	2, TENNESSEE TECH (11/26/25)
Assists	
Season	-
Career	-
Steals	
Season	-
Career	-
Blocked Shots	
Season	-
Career	-
Minutes Played	
Season	2, TENNESSEE TECH (11/26/25)
Career	2, TENNESSEE TECH (11/26/25)

MISCELLANEOUS	2025-26	CAREER
Dunks	0	0
Double-Figure Scoring Games	0	0
Double-Figure Rebounding Games	0	0
Games With Double-Double	0	0
Games Led UK in Scoring	0	0
Games Led UK in Rebounding	0	0
Games Led UK in Assists	0	0
Games Led UK in Steals	0	0
Games Led UK in Blocks	0	0
Games With 3+ Assists	0	0
Games With 3+ Blocks	0	0
Games With 3+ Steals	0	0
Games With 3+ Three-Pointers	0	0

GAME-BY-GAME STATISTICS

Opponent	Date	GS	Min	FG-A	Pct.	3FG-A	Pct.	FT-A	Pct.	Off-Def-Tot	PF	Ast	TO	Blk	Stl	Pts
NICHOLLS	11/4	1	0-0	.000	0-0	.000	0-0	.000	0-0-0	0	0	0	0	0	0	0
VALPARAISO	11/7	1	0-0	.000	0-0	.000	0-0	.000	0-0-0	0	0	0	0	0	0	0
at Louisville	11/11	DNP														
EASTERN ILLINOIS	11/14	1	0-0	.000	0-0	.000	0-0	.000	0-0-0	1	0	0	0	0	0	0
vs. Michigan State	11/18	DNP														
LOYOLA (MD)	11/21	1	0-0	.000	0-0	.000	0-0	.000	0-0-0	0	0	0	0	0	0	0
TENNESSEE TECH	11/26	2	0-0	.000	0-0	.000	1-2	.500	0-0-0	0	0	0	0	0	0	1
NORTH CAROLINA	12/2	DNP														
vs. Gonzaga	12/5	DNP														
NC CENTRAL	12/9	1	1-1	1.000	1-1	1.000	0-0	.000	0-0-0	0	0	0	0	0	0	3
INDIANA	12/13	DNP														
St. John's	12/20	DNP														
BELLARMINE	12/23	DNP														
at Alabama	1/3	DNP														
MISSOURI	1/7	DNP														
MISSISSIPPI STATE	1/10	1	0-0	.000	0-0	.000	0-0	.000	0-0-0	0	0	0	0	0	0	0

CAREER STATISTICS

Year	GP-GS	Min-Avg	FG-FGA	Pct	3FG-FGA	Pct	FT-FTA	Pct	Off-Def-Tot-Avg	PF-FO	Ast	TO	Blk	Stl	Pts	Avg
2024-25	2-0	1-0.4	0-0	.000	0-0	.000	0-0	.000	0-0-0-0.0	0-0	0	0	0	0	0	0.0
2025-26	7-0	8-1.2	1-1	1.000	1-1	1.000	1-2	.500	0-0-0-0.0	1-0	0	0	0	0	4	0.6
Career	9-0	9-1.0	1-1	1.000	1-1	1.000	1-2	.500	0-0-0-0.0	1-0	0	0	0	0	4	0.4



21



JAYDEN QUAINANCE

SO. | Foward | 6-10.5 | 255
Cleveland, Ohio | Arizona State University
Communication

X: @qjayhoops | IG: @qjay_21

- Missed the Mississippi State game with knee swelling
- Made his first start of the season vs. Missouri. He had four boards, an assist, a blocked shot and a steal
- Played a season-high 24 minutes at Alabama, scoring five points and grabbing six rebounds
- Made his season debut following ACL surgery in the win over St. John's, scoring 10 points, grabbing eight boards and blocking two shots. Was plus-18 in 17 minutes of action in the win
- Preseason watch lists for the Kareem Abdul-Jabbar award and the Wooden Award
- Started all 24 games in which he played with Arizona State as a freshman, averaging 9.4 points, 7.9 rebounds, 2.6 blocks and 1.5 assists while shooting 52.5 percent from the field
- Big 12 All-Freshman Team and Big 12 All-Defensive Team selection
- Set Arizona State freshman records for total blocked shots (63) and rebounds per game (7.9) despite missing the latter portions of the season after suffering a torn ACL on Feb. 23
- Only player in the country to reach a combined 90 steals and blocks in fewer than 25 games
- Had 11 games scoring in double figures and posted six double-doubles
- Was the youngest freshman in the country a season ago, and just turned 18 in July
- Represented Team USA at the 2023 FIBA Americas U16 Championship, winning a gold medal
- Enjoys watching anime and playing chess in spare time

2025-26 SEASON/CAREER HIGHS*

Points		
Season	10, vs. St. John's (12/20/25)	
Career	20, UCF (1/14/25)	
Rebounds		
Season	8, vs. St. John's (12/20/25)	
Career	14, 2x last at Cincinnati (1/18/25)	
Field Goals		
Season	5, vs. St. John's (12/20/25)	
Career	8, 2x last UCF (1/14/25)	
Field Goals Attempted		
Season	7, vs. St. John's (12/20/25)	
Career	14, vs. Massachusetts (12/21/24)	
3-Point Field Goals		
Season	-	
Career	2, at Kansas State (2/23/25)	
3-Point Field Goals Attempted		
Season	-	
Career	4, at Kansas State (2/23/25)	
Free Throws		
Season	2, BELLARMINE (12/23/25)	
Career	4, UCF (1/14/25)	
Free Throws Attempted		
Season	4, 3x last MISSOURI (1/7/26)	
Career	7, 2x last UCF (1/14/25)	
Assists		
Season	1, 2x last MISSOURI (1/7/26)	
Career	5, vs. St. Mary's (11/29/24)	
Steals		
Season	1, 2x last MISSOURI (1/7/26)	
Career	4, vs. Florida (12/14/24)	
Blocked Shots		
Season	2, vs. St. John's (12/20/25)	
Career	6, IDAHO STATE (11/5/24)	
Minutes Played		
Season	24, at Alabama (1/3/26)	
Career	40, BAYLOR (1/11/25)	

MISCELLANEOUS	2025-26	CAREER*
Dunks	2	35
Double-Figure Scoring Games	1	12
Double-Figure Rebounding Games	0	9
Games With Double-Double	0	6
Games Led UK in Scoring	0	2
Games Led UK in Rebounding	0	16
Games Led UK in Assists	0	2
Games Led UK in Steals	0	10
Games Led UK in Blocks	1	20
Games With 3+ Assists	0	4
Games With 3+ Blocks	0	11
Games With 3+ Steals	0	3
Games With 3+ Three-Pointers	0	0

*includes Arizona State statistics

GAME-BY-GAME STATISTICS

Opponent	Date	GS	Min	FG-A	Pct.	3FG-A	Pct.	FT-A	Pct.	Off-Def-Tot	PF	Ast	TO	Blk	Stl	Pts
NICHOLLS	11/4		DNP													
VALPARAISO	11/7		DNP													
at Louisville	11/11		DNP													
EASTERN ILLINOIS	11/14		DNP													
vs. Michigan State	11/18		DNP													
LOYOLA (MD)	11/21		DNP													
TENNESSEE TECH	11/26		DNP													
NORTH CAROLINA	12/2		DNP													
vs. Gonzaga	12/5		DNP													
NC CENTRAL	12/9		DNP													
INDIANA	12/13		DNP													
vs. St. John's	12/20	17	5-7	.714	0-0	.000	0-1	.000	5-3-8	2	0	0	2	0	10	
BELLARMINE	12/23	8	1-2	.500	0-0	.000	2-4	.500	1-1-2	1	0	2	0	0	4	
at Alabama	1/3	24	2-4	.500	0-0	.000	1-4	.250	1-5-6	2	1	2	0	1	5	
MISSOURI	1/7	*	18	0-1	.000	0-0	.000	1-4	.250	1-3-4	0	1	2	1	1	1
MISSISSIPPI STATE	1/10		DNP													



UKSN Day in the Life



Follow Friday

CAREER STATISTICS

Year	GP-GS	Min-Avg	FG-FGA	Pct	3FG-FGA	Pct	FT-FTA	Pct	Off-Def-Tot-Avg	PF-FO	Ast	TO	Blk	Stl	Pts	Avg
2024-25	24-24	708-29.5	93-177	.525	6-32	.188	34-71	.479	72-117-189-7.9	62-3	37	46	63	27	226	9.4
2025-26	4-1	67-16.8	8-14	.571	0-0	.000	4-13	.308	8-12-20-5.0	5-0	2	6	3	2	20	5.0
Career	28-25	776-27.7	101-191	.529	6-32	.188	38-84	.452	80-129-209-7.5	67-3	39	52	66	29	246	8.8



22



BRAYDON HAWTHORNE

FR. | Foward | 6-8 | 190
Beckley, W. Va. | Huntington Prep
Communication

X: @BraydonH20 | IG: @braydonhawthorne

- Consensus four-star prospect ranked the No. 33 overall player in the final class of 2025 rankings by 247Sports
- Played his final high school season at Huntington Prep, averaging 23.5 points, 6.0 rebounds and 4.0 assists per game
- Prior to Huntington, Hawthorne attended Woodrow Wilson High School
- He was ranked the No. 1 player in the state of West Virginia by all major recruiting services
- Cites painting, cooking and Fortnite as off the court talents

2025-26 SEASON/CAREER HIGHS

Points	
Season	-
Career	-
Rebounds	
Season	-
Career	-
Field Goals	
Season	-
Career	-
Field Goals Attempted	
Season	-
Career	-
3-Point Field Goals	
Season	-
Career	-
3-Point Field Goals Attempted	
Season	-
Career	-
Free Throws	
Season	-
Career	-
Free Throws Attempted	
Season	-
Career	-
Assists	
Season	-
Career	-
Steals	
Season	-
Career	-
Blocked Shots	
Season	-
Career	-
Minutes Played	
Season	-
Career	-

MISCELLANEOUS	2025-26	CAREER*
Dunks	0	0
Double-Figure Scoring Games	0	0
Double-Figure Rebounding Games	0	0
Games With Double-Double	0	0
Games Led UK in Scoring	0	0
Games Led UK in Rebounding	0	0
Games Led UK in Assists	0	0
Games Led UK in Steals	0	0
Games Led UK in Blocks	0	0
Games With 3+ Assists	0	0
Games With 3+ Blocks	0	0
Games With 3+ Steals	0	0
Games With 3+ Three-Pointers	0	0

GAME-BY-GAME STATISTICS

Opponent	Date	GS	Min	FG-A	Pct.	3FG-A	Pct.	FT-A	Pct.	Off-Def-Tot	PF	Ast	TO	Blk	Stl	Pts
NICHOLLS	11/4		DNP													
VALPARAISO	11/7		DNP													
at Louisville	11/11		DNP													
EASTERN ILLINOIS	11/14		DNP													
vs. Michigan State	11/18		DNP													
LOYOLA (MD)	11/21		DNP													
TENNESSEE TECH	11/26		DNP													
NORTH CAROLINA	12/2		DNP													
vs. Gonzaga	12/5		DNP													
NC CENTRAL	12/9		DNP													
INDIANA	12/13		DNP													
vs. St. John's	12/20		DNP													
BELLARMINE	12/23		DNP													
at Alabama	1/3		DNP													
MISSOURI	1/7		DNP													
MISSISSIPPI STATE	1/10		DNP													



Meet the Cats

CAREER STATISTICS

Year	GP-GS	Min-Avg	FG-FGA	Pct	3FG-FGA	Pct	FT-FTA	Pct	Off-Def-Tot-Avg	PF-FO	Ast	TO	Blk	Stl	Pts	Avg
2025-26																
Career																



23



MOUHAMED DIOUBATE

JR. | Foward | 6-7 | 220
Queens, N.Y. | University of Alabama
Communication

X: @MoDioubate | IG: @onewayup_mo

- Tied for team lead with eight boards, also scoring six points, at Alabama
- Posted his second 20-point effort in a win over Bellarmine. He also added team highs in blocks (3) and steals (2)
- Returned from an ankle injury to post 14 points, 12 rebounds and five steals in the win over Indiana. He's the first player in college basketball to have a game with those numbers this season
- Registered a double-double with 20 points and 11 boards in win over Eastern Illinois, going 8 of 9 from the field while also posting two steals and two blocks
- Scored 14 points and had five rebounds against Valparaiso
- Notched seven points and seven rebounds vs. Nicholls
- Played in all 37 games for Alabama, helping the team reach the Elite Eight as a No. 2 seed as a sophomore
- Averaged 7.2 points, 5.9 rebounds and 1.1 assists per game
- Recorded six double-doubles, including four against SEC opponents
- Led team in rebounding 10 times, including his career-high 16 boards against Houston
- Had a double-double with 18 points and 10 rebounds vs. Robert Morris in the opening round of the NCAA Tournament
- Scored eight points and added a trio of boards in the Blue-White Game for the White squad
- Appeared in 33 games on an Alabama team which reached the Final Four as a freshman. Scored nine of Alabama's final 15 points in its round of 32 win over Grand Canyon in the NCAA Tournament
- Won the National Prep Championship at Putnam Science Academy in high school
- Is a family friend and former AAU teammate of UK's Hamidou Diallo

2025-26 SEASON/CAREER HIGHS*

Points	
Season	20, 2x last BELLARMINE (12/23/25)
Career	22, vs. VANDERBILT (1/21/25)
Rebounds	
Season	12, INDIANA (12/13/25)
Career	16, vs. Houston (11/26/24)
Field Goals	
Season	9, BELLARMINE (12/23/25)
Career	9, BELLARMINE (12/23/25)
Field Goals Attempted	
Season	11, BELLARMINE (12/23/25)
Career	11, BELLARMINE (12/23/25)
3-Point Field Goals	
Season	1, VALPARAISO (11/7/25)
Career	3, at Texas (2/11/25)
3-Point Field Goals Attempted	
Season	4, vs. Michigan State (11/18/25)
Career	4, vs. Michigan State (11/18/25)
Free Throws	
Season	6, INDIANA (12/13/25)
Career	6, vs. VANDERBILT (1/21/25)
Free Throws Attempted	
Season	10, INDIANA (12/13/25)
Career	10, INDIANA (12/13/25)
Assists	
Season	4, NICHOLLS (11/4/25)
Career	4, 2x last NICHOLLS (11/4/25)
Steals	
Season	5, INDIANA (12/13/25)
Career	5, INDIANA (12/13/25)
Blocked Shots	
Season	3, BELLARMINE (12/23/25)
Career	3, 4x last BELLARMINE (12/23/25)
Minutes Played	
Season	32, BELLARMINE (12/23/25)
Career	32, BELLARMINE (12/23/25)

MISCELLANEOUS	2025-26	CAREER*
Dunks	7	23
Double-Figure Scoring Games	5	20
Double-Figure Rebounding Games	2	9
Games With Double-Double	2	8
Games Led UK in Scoring	2	3
Games Led UK in Rebounding	3	14
Games Led UK in Assists	0	1
Games Led UK in Steals	4	16
Games Led UK in Blocks	4	18
Games With 3+ Assists	1	4
Games With 3+ Blocks	1	4
Games With 3+ Steals	1	3
Games With 3+ Three-Pointers	0	1

*Includes Alabama statistics

GAME-BY-GAME STATISTICS

Opponent	Date	GS	Min	FG-A	Pct.	3FG-A	Pct.	FT-A	Pct.	Off-Def-Tot	PF	Ast	TO	Blk	Stl	Pts
NICHOLLS	11/4	*	21	3-5	.600	0-1	.000	1-3	.333	2-5-7	0	4	2	0	1	7
VALPARAISO	11/7	*	20	5-8	.625	1-3	.333	3-4	.750	1-4-5	3	0	0	1	1	14
at Louisville	11/11	*	18	3-6	.500	0-2	.000	1-1	1.000	1-3-4	3	1	1	0	0	7
EASTERN ILLINOIS	11/14	*	22	8-9	.889	0-1	.000	4-5	.800	4-7-11	1	1	2	2	2	20
vs. Michigan State	11/18	*	21	4-9	.444	0-4	.000	2-2	1.000	0-2-2	1	0	1	1	1	10
LOYOLA (MD)	11/21		DNP													
TENNESSEE TECH	11/26		DNP													
NORTH CAROLINA	12/2		DNP													
vs. Gonzaga	12/5		DNP													
NC CENTRAL	12/9		DNP													
INDIANA	12/13		22	4-7	.571	0-0	.000	6-10	.600	7-5-12	3	0	0	0	5	14
St. John's	12/20	*	22	2-4	.500	1-2	.500	1-2	.500	1-4-5	2	0	4	2	0	6
BELLARMINE	12/23	*	32	9-11	.818	0-0	.000	2-4	.500	3-2-5	3	0	0	3	2	20
at Alabama	1/3	*	21	2-6	.333	0-1	.000	2-4	.500	4-4-8	1	1	0	0	1	6
MISSOURI	1/7	*	25	2-6	.333	0-0	.000	4-4	1.000	0-2-2	3	2	3	0	0	8
MISSISSIPPI STATE	1/10	*	13	1-3	.333	0-1	.000	0-1	.000	2-3-5	0	1	0	0	0	2



Mic'd up at Lexington
Rescue Mission

"Mo"tivational Quote of the Week

"Every day may not be good, but there's something good in every day."

Check back each week for a new quote!

CAREER STATISTICS

Year	GP-GS	Min-Avg	FG-FGA	Pct	3FG-FGA	Pct	FT-FTA	Pct	Off-Def-Tot-Avg	PF-FO	Ast	TO	Blk	Stl	Pts	Avg
2023-24	33-0	256-7.8	36-76	.474	1-11	.091	24-51	.471	34-45-79-2.4	39-0	14	13	16	10	97	2.9
2024-25	37-0	591-16.0	100-162	.617	12-26	.462	56-92	.609	70-149-219-5.9	89-4	42	40	25	35	268	7.2
2025-26	11-10	236-21.5	43-74	.581	2-15	.133	26-40	.650	25-41-66-6.0	20-0	10	13	9	13	114	10.4
Career	81-10	1083-13.4	179-312	.574	15-52	.288	106-183	.579	129-235-364-4.5	148-4	66	66	50	58	479	5.9



24



MALACHI MORENO

FR. | Center | 7-0 | 250
Georgetown, Ky. | Great Crossing High School
Business Administration- Marketing

X: @malachimoreno24 | IG: @malachi.moreno

- Became the first 7-footer in Division I since at least 1996-97 to notch 17 points, eight rebounds, six assists and four steals with his performance against Mississippi State. Also became just the third UK player since 1996-97 to reach those numbers, joining Shai Gilgeous-Alexander and Rajon Rondo
- Had a game-high three blocks to go with nine points and four boards vs. Missouri
- Led the team with nine rebounds to go along with eight points and two blocks in a win over St. John's
- Contributed three points, two rebounds, a career-high four steals and a team-best two blocks in the win over Indiana
- Scored 14 points and had seven rebounds in win over NC Central
- Had eight points and nine boards to go along with three blocks and two steals vs. UNC
- Recorded his second double-double with 13 points and 11 rebounds vs. Tennessee Tech. He also added three assists, two blocks and a steal in the win
- Scored 10 points and secured eight rebounds while blocking a career-best four shots vs. Loyola (MD)
- Was perfect from the field (3-3) and the line (2-2) to finish with eight points and five rebounds at Louisville
- Led team in scoring (18) and rebounding (10) on his way to his first career double-double vs. Valparaiso
- Attended Great Crossing High School where he earned Mr. Kentucky Basketball honors after leading school to state title as a senior
- Consensus top-25 prospect
- McDonald's All-American
- Averaged 21.5 points, 14.9 rebounds, 3.6 blocks and 3.5 assists during senior season
- Part of USA Men's Nike Hoop Summit team
- Brother, Michael, was a standout player at Eastern Kentucky, where he became the first player in program history to score at least 1,500 points and grab 900 rebounds
- Lists cooking as an off-the-court talent

2025-26 SEASON/CAREER HIGHS

Points	
Season	18, VALPARAISO (11/7/25)
Career	18, VALPARAISO (11/7/25)
Rebounds	
Season	11, TENNESSEE TECH (11/26/25)
Career	11, TENNESSEE TECH (11/26/25)
Field Goals	
Season	8, 2x last MISSISSIPPI STATE (1/10/26)
Career	8, 2x last MISSISSIPPI STATE (1/10/26)
Field Goals Attempted	
Season	14, VALPARAISO (11/7/25)
Career	14, VALPARAISO (11/7/25)
3-Point Field Goals	
Season	-
Career	-
3-Point Field Goals Attempted	
Season	1, vs. Gonzaga (12/5/25)
Career	1, vs. Gonzaga (12/5/25)
Free Throws	
Season	7, vs. Michigan State (11/18/25)
Career	7, vs. Michigan State (11/18/25)
Free Throws Attempted	
Season	8, vs. Michigan State (11/18/25)
Career	8, vs. Michigan State (11/18/25)
Assists	
Season	6, MISSISSIPPI STATE (1/10/26)
Career	6, MISSISSIPPI STATE (1/10/26)
Steals	
Season	4, 2x last MISSISSIPPI STATE (1/10/26)
Career	4, 2x last MISSISSIPPI STATE (1/10/26)
Blocked Shots	
Season	4, LOYOLA MD (11/21/25)
Career	4, LOYOLA MD (11/21/25)
Minutes Played	
Season	31, NORTH CAROLINA (12/2/25)
Career	31, NORTH CAROLINA (12/2/25)

MISCELLANEOUS	2025-26	CAREER*
Dunks	33	33
Double-Figure Scoring Games	6	6
Double-Figure Rebounding Games	2	2
Games With Double-Double	2	2
Games Led UK in Scoring	1	1
Games Led UK in Rebounding	8	8
Games Led UK in Assists	3	3
Games Led UK in Steals	1	1
Games Led UK in Blocks	8	8
Games With 3+ Assists	5	5
Games With 3+ Blocks	3	3
Games With 3+ Steals	2	2
Games With 3+ Three-Pointers	0	0

GAME-BY-GAME STATISTICS

Opponent	Date	GS	Min	FG-A	Pct.	3FG-A	Pct.	FT-A	Pct.	Off-Def-Tot	PF	Ast	TO	Blk	Stl	Pts
NICHOLLS	11/4		17	2-5	.400	0-0	.000	1-6	.167	4-5-9	0	1	1	0	0	5
VALPARAISO	11/7		21	8-14	.571	0-0	.000	2-4	.500	3-7-10	0	3	0	1	0	18
at Louisville	11/11		17	3-3	1.000	0-0	.000	2-2	1.000	1-4-5	1	0	2	0	0	8
EASTERN ILLINOIS	11/14		20	4-7	.571	0-0	.000	3-5	.600	3-3-6	1	2	1	0	0	11
vs. Michigan State	11/18		20	1-2	.500	0-0	.000	7-8	.875	2-2-4	0	3	2	1	0	9
LOYOLA (MD)	11/21	*	23	5-10	.500	0-0	.000	0-1	.000	3-5-8	0	2	0	4	1	10
TENNESSEE TECH	11/26	*	25	4-5	.800	0-0	.000	5-6	.833	4-7-11	0	3	1	2	1	13
NORTH CAROLINA	12/2	*	31	2-2	1.000	0-0	.000	4-6	.667	2-7-9	3	0	0	3	2	8
vs. Gonzaga	12/5	*	24	2-6	.333	0-1	.000	1-1	1.000	1-1-2	3	1	1	0	1	5
NC CENTRAL	12/9	*	27	7-9	.778	0-0	.000	0-0	.000	2-5-7	3	0	2	2	0	14
INDIANA	12/13	*	21	0-0	.000	0-0	.000	3-4	.750	1-1-2	1	3	0	2	4	3
St. John's	12/20	*	22	4-6	.667	0-0	.000	0-0	.000	5-4-9	4	1	2	2	0	8
BELLARMINE	12/23	*	17	1-1	1.000	0-0	.000	4-4	1.000	1-2-3	0	0	0	0	0	6
at Alabama	1/3	*	16	2-2	1.000	0-0	.000	0-0	.000	2-2-4	1	0	0	0	0	4
MISSOURI	1/7		22	3-4	.750	0-0	.000	3-4	.750	2-2-4	2	1	2	3	0	9
MISSISSIPPI STATE	1/10	*	28	8-10	.800	0-0	.000	1-2	.500	6-2-8	3	6	1	0	4	17




Back in Blue with
Karl-Anthony Towns

CAREER STATISTICS

Year	GP-GS	Min-Avg	FG-FGA	Pct	3FG-FGA	Pct	FT-FTA	Pct	Off-Def-Tot-Avg	PF-FO	Ast	TO	Blk	Stl	Pts	Avg
2025-26	16-10	349-21.8	56-86	.651	0-1	.000	36-53	.679	42-59-101-6.3	22-0	26	15	20	13	148	9.3
Career	16-10	349-21.8	56-86	.651	0-1	.000	36-53	.679	42-59-101-6.3	22-0	26	15	20	13	148	9.3





REECE POTTER

JR. | Foward | 7-1 | 230
Lexington, Ky. | Miami University
Communication

X: @ReecePotter18 | IG: @reece_potter35

- Head coach Mark Pope announced prior to the Valpo game that Potter plans to redshirt in 2025-26
- Had four points, two rebounds and an assist in the Blue-White Game for the White squad
- Appeared in 30 games for the RedHawks as a sophomore and averaged 6.5 points and 3.7 rebounds
- Had 21 blocked shots on the season
- Tallied 15 points and eight rebounds in the opening game of the Mid-American Conference Tournament against Eastern Michigan
- Played in 26 games and made 11 starts as a freshman
- Played at Lexington Catholic High School where he was named the 2023 Lexington Player of the Year by the Lexington Herald-Leader and was a finalist for Mr. Kentucky Basketball
- Was named the 11th Region's Player of the Year as a senior, averaging 17.9 points and 8.7 rebounds for the District 43 champs while serving as a team captain



Post Blue-White



Follow Friday

2025-26 SEASON/CAREER HIGHS*

Points	
Season	-
Career	19, SACRED HEART (12/22/24)
Rebounds	
Season	-
Career	8, 3x last vs. E. Michigan (3/13/25)
Field Goals	
Season	-
Career	8, SACRED HEART (12/22/24)
Field Goals Attempted	
Season	-
Career	13, BOWLING GREEN (1/16/24)
3-Point Field Goals	
Season	-
Career	3, 2x last SACRED HEART (12/22/24)
3-Point Field Goals Attempted	
Season	-
Career	5, 2x last BALL STATE (3/7/25)
Free Throws	
Season	-
Career	6, WILBEFORCE (12/29/23)
Free Throws Attempted	
Season	-
Career	8, WILBEFORCE (12/29/23)
Assists	
Season	-
Career	5, at Ball State (1/7/25)
Steals	
Season	-
Career	3, KENT STATE (2/21/25)
Blocked Shots	
Season	-
Career	3, 2x last W. MICHIGAN (1/11/25)
Minutes Played	
Season	-
Career	24, 2x last vs. E. Michigan (3/13/25)

MISCELLANEOUS	2025-26	CAREER*
Dunks	0	23
Double-Figure Scoring Games	0	11
Double-Figure Rebounding Games	0	0
Games With Double-Double	0	0
Games Led UK in Scoring	0	3
Games Led UK in Rebounding	0	3
Games Led UK in Assists	0	2
Games Led UK in Steals	0	5
Games Led UK in Blocks	0	14
Games With 3+ Assists	0	6
Games With 3+ Blocks	0	2
Games With 3+ Steals	0	1
Games With 3+ Three-Pointers	0	2

*includes Miami (OH) statistics

GAME-BY-GAME STATISTICS

Opponent	Date	GS	Min	FG-A	Pct.	3FG-A	Pct.	FT-A	Pct.	Off-Def-Tot	PF	Ast	TO	Blk	Stl	Pts
NICHOLLS	11/4		DNP													
VALPARAISO	11/7		DNP													
at Louisville	11/11		DNP													
EASTERN ILLINOIS	11/14		DNP													
vs. Michigan State	11/18		DNP													
LOYOLA (MD)	11/21		DNP													
TENNESSEE TECH	11/26		DNP													
NORTH CAROLINA	12/2		DNP													
vs. Gonzaga	12/5		DNP													
NC CENTRAL	12/9		DNP													
INDIANA	12/13		DNP													
St. John's	12/20		DNP													
BELLARMINE	12/23		DNP													
at Alabama	1/3		DNP													
MISSOURI	1/7		DNP													
MISSISSIPPI STATE	1/10		DNP													

CAREER STATISTICS

Year	GP-GS	Min-Avg	FG-FGA	Pct	3FG-FGA	Pct	FT-FTA	Pct	Off-Def-Tot-Avg	PF-FO	Ast	TO	Blk	Stl	Pts	Avg
2023-24	26-11	367-14.1	59-134	.440	15-33	.455	23-37	.622	22-56-78-3.0	44-1	28	29	14	7	156	6.0
2024-25	30-0	512-17.1	75-161	.466	22-60	.367	24-40	.600	39-71-110-3.7	71-3	35	31	21	12	196	6.5
2025-26																
Career	56-11	879-15.7	134-295	.454	37-93	.398	47-77	.610	61-127-188-3.4	115-4	63	60	35	19	352	6.3



BOX SCORES

GAME 1 #9/9 KENTUCKY 77, NICHOLLS 51



Official Basketball Box Score - Final
Nicholls at Kentucky
11/04/25 Rupp Arena, Lexington
2025-26 Men's Basketball

Game Time: 7:01 PM
Game Duration: 1:55
Attendance: 19,289

Officials: KB Burdett, Jr., Byron Jarrett, Errol Lewis

Record: 0-1												
NO.	Name	Min	FG M-A	3P M-A	FT M-A	Rebounds OR DR TOT	Fouls PF FD	TP	AS	TO	ST	Blocks BS BA +/-
3	Jaylen Searles	F 12:23	1-5	0-2	0-2	1 1 2	2 1 1	2	0	2	1	0 0 -22
5	Sincere Malone	F 31:31	2-6	0-3	4-4	0 2 2	4 3 8	1	1	2	0	0 -21
1	Trae English	G 31:39	1-9	0-4	6-7	0 1 1	1 6 8	4	3	1	0	2 -24
21	Nick Krass	G 24:31	0-1	0-1	0-0	1 1 2	3 0 0	0	1	1	0	0 -20
22	Jalik Dunkley	G 22:39	3-9	0-2	4-7	0 4 4	4 4 10	1	0	0	0	1 -7
24	Zee Hamoda	24:53	2-7	2-6	0-0	0 2 2	1 1 6	0	0	2	0	0 -19
9	Zaiden Cross	15:27	0-4	0-3	0-0	0 4 4	0 0 0	0	0	0	2	0 -8
0	Jalin Rice	13:38	5-6	2-2	1-2	0 2 2	2 2 13	0	2	0	1	0 -2
2	Christian Winborne	03:29	0-1	0-1	0-0	0 0 0	0 0 0	0	0	0	0	0 -6
7	Grant Sanders	16:29	2-3	0-0	0-0	1 5 6	1 0 4	2	0	2	0	0 -4
6	Jordan Matthews	01:07	0-0	0-0	0-0	0 0 0	0 0 0	0	0	0	0	0 1
8	Kevin Pazzmino	01:07	0-1	0-0	0-0	0 1 1	0 0 0	0	0	0	0	0 1
25	Domanic Betancourt	01:07	0-1	0-0	0-0	1 0 1	0 0 0	0	0	0	0	0 1
Team						1 2 3	0	0				
Totals			16-53	4-24	15-22	5 25 30	18 17 51	9	11	8	1	3 -26

Shooting By Period		
1 st FG%	3-25	12.0%
3PT%	1-14	7.1%
FT%	8-9	88.9%
2 nd FG%	13-28	46.4%
3PT%	3-10	30.0%
GM FG%	7-13	53.8%
GM FG%	16-53	30.2%
3PT%	4-24	16.7%
FT%	15-22	68.2%
Dead Ball Rebounds: 3, 0		

Record: 1-0												
NO.	Name	Min	FG M-A	3P M-A	FT M-A	Rebounds OR DR TOT	Fouls PF FD	TP	AS	TO	ST	Blocks BS BA +/-
9	Trent Noah	F 09:07	0-2	0-2	0-0	0 2 2	0 0 0	0	0	0	1	0 0 4
10	Brandon Garrison	F 23:11	4-6	0-1	0-0	1 4 5	3 1 8	1	1	1	1	0 0 15
23	Mouhamed Dioubate	F 21:04	3-5	0-1	1-3	2 5 7	0 5 7	4	2	1	0	0 20
00	Otega Owheh	G 21:16	4-9	1-2	4-5	1 2 3	2 4 13	0	3	1	0	0 16
5	Collin Chandler	G 24:24	5-8	4-7	1-2	1 1 2	2 2 15	4	2	2	1	0 16
2	Jasper Johnson	22:18	3-7	1-4	4-5	1 0 1	3 2 11	4	2	1	1	0 10
24	Malachi Moreno	16:49	2-5	0-0	1-6	4 5 9	0 3 5	1	1	0	0	1 11
1	Denzel Aberdeen	23:07	4-9	1-5	1-1	0 5 5	3 1 10	6	0	0	0	0 20
3	Kam Williams	17:57	1-3	0-2	0-0	0 2 2	2 0 2	1	1	1	0	1 13
4	Andrija Jelavic	18:33	3-8	0-3	0-0	0 5 5	2 0 6	0	1	0	0	0 7
11	Walker Horn	01:07	0-0	0-0	0-0	0 0 0	0 0 0	0	0	0	0	0 -1
20	Zach Tow	01:07	0-0	0-0	0-0	0 0 0	0 0 0	0	0	0	0	0 -1
Team						5 5 10	0	0				
Totals			29-62	7-27	12-22	15 36 51	17 18 77	21	13	7	3	1 26

Major Fouls: NONE									
		NIC		UKY					
Biggest lead		0 (1 st 20:00)		32 (2 nd 5:12)		Points from Turnovers		NIC UKY	
						8 7		Period by Period Scoring	
Best Scoring Run		5 (2 nd 4:12)		11 (2 nd 10:57)		Paint		1st 2nd TOT	
Lead Changes						Second Chance		NIC 15 36 51	
Times Tied		0				Fast Breaks		UKY 28 49 77	
Time with Lead		00:00		37:52		Bench			
						23 34			

NIC		UKY	
Biggest lead	0 (1 st 20:00)	32 (2 nd 5:12)	
Best Scoring Run	5 (2 nd 4:12)	11 (2 nd 10:57)	
Lead Changes	0	4	8
Times Tied	0		
Time with Lead	00:00	37:52	

Points from Turnovers		NIC		UKY	
Paint	20	42			
Second Chance	4	8			
Fast Breaks	6	20			
Bench	23	34			

GAME 2 #9/9 KENTUCKY 107, VALPO 59



Official Basketball Box Score - Final
Valparaiso at Kentucky
11/07/25 Rupp Arena, Lexington
2025-26 Men's Basketball

Game Time: 7:01 PM
Game Duration: 1:55
Attendance: 20,016

Officials: Chuck Jones, Josue Nieves, R.E. Clyburn

Record: 1-1												
NO.	Name	Min	FG M-A	3P M-A	FT M-A	Rebounds OR DR TOT	Fouls PF FD	TP	AS	TO	ST	Blocks BS BA +/-
7	JT Pettigrew	F 20:11	1-11	1-5	2-2	4 2 6	5 1 1	5	0	0	0	0 1 -35
11	Isaiah Barnes	F 16:52	1-4	0-2	0-0	0 2 2	1 1 1	2	1	1	0	0 -17
12	Owen Dease	F 24:51	2-6	1-5	2-2	1 4 5	1 1 7	1	1	1	1	0 -35
23	Shon Tupuola	G 21:53	2-6	0-0	3-4	3 5 8	3 3 7	1	1	0	2	0 -28
10	Mark Brown	G 19:01	2-7	2-4	1-2	0 0 0	1 2 7	0	1	0	0	1 -20
0	Rakim Chaney	25:34	5-10	2-6	3-4	0 3 3	2 3 15	5	2	0	0	0 -21
3	Brody Whitaker	10:48	0-4	0-2	0-0	0 0 0	0 1 0	2	0	0	0	1 -20
13	Carter Hopoi	20:55	4-6	0-1	1-4	0 0 0	2 3 9	0	2	1	0	1 -13
1	Justus McNair	17:19	0-5	0-2	0-0	1 2 3	1 0 0	1	0	1	0	2 0 -19
35	Tucker Tornatta	15:29	1-4	1-3	1-2	3 2 5	0 1 4	0	1	0	0	0 -20
44	Sader Servius	04:03	1-3	1-3	0-0	0 0 0	0 0 0	3	0	0	0	1 0 -4
5	Camden Webster	00:46	0-1	0-1	0-0	0 0 0	0 0 0	0	0	0	0	0 0
20	Joe Vick	00:46	0-0	0-0	0-0	0 1 1	0 0 0	0	0	0	0	0 0
22	Kyonte Thomas	00:46	0-0	0-0	0-0	0 0 0	0 0 0	0	0	0	0	0 0
32	Nick Lombardi	00:46	0-0	0-0	0-0	0 0 0	0 0 0	0	0	0	0	0 0
Team						0 1 1	0	0				
Totals			19-67	8-34	13-20	12 22 34	16 16 59	11	10	4	4	5 -48

Shooting By Period		
1 st FG%	10-38	26.3%
3PT%	4-20	20.0%
FT%	2-4	50%
2 nd FG%	9-29	31.0%
3PT%	4-14	28.6%
FT%	11-16	68.8%
GM FG%	19-67	28.4%
3PT%	8-34	23.5%
FT%	13-20	65.0%
Dead Ball Rebounds: 4, 0		

Record: 2-0												
NO.	Name	Min	FG M-A	3P M-A	FT M-A	Rebounds OR DR TOT	Fouls PF FD	TP	AS	TO	ST	Blocks BS BA +/-
10	Brandon Garrison	F 18:15	4-4	0-0	4-4	1 3 4	4 2 12	4	0	0	0	0 19
23	Mouhamed Dioubate	F 20:09	5-8	1-3	3-4	1 4 5	3 3 14	0	0	1	1	0 33
00	Otega Owheh	G 22:26	6-10	1-3	2-2	1 4 5	0 3 15	3	2	0	0	0 32
1	Denzel Aberdeen	G 19:04	3-3	1-1	5-5	1 3 4	1 2 12	2	1	1	0	0 29
5	Collin Chandler	G 23:12	4-8	4-8	2-2	0 5 5	4 1 14	4	0	0	1	0 25
15	Jaland Lowe	17:49	2-7	0-2	2-2	0 2 2	1 1 6	5	0	0	1	0 23
2	Jasper Johnson	21:19	3-5	3-4	0-0	1 1 1	1 0 9	5	3	0	0	0 18
3	Kam Williams	15:24	0-3	0-3	0-0	2 2 4	0 0 0	0	0	0	1	0 17
24	Malachi Moreno	20:59	8-14	0-0	2-4	3 7 10	0 2 18	3	0	0	1	3 29
4	Andrija Jelavic	19:51	2-5	1-3	2-3	1 4 5	2 2 7	1	0	0	0	0 15
11	Walker Horn	00:46	0-1	0-1	0-0	0 0 0	0 0 0	0	0	0	0	0 0
20	Zach Tow	00:46	0-0	0-0	0-0	0 0 0	0 0 0	0	0	0	0	0 0
Team						1 4 5	0	0				
Totals			37-68	11-26	22-26	11 39 50	16 16 48	10	7	6	3	5 48

Major Fouls: NONE										
		VALPO		UKY						
Biggest lead		0 (1 st 20:00)		48 (2 nd 6:23)		Points from Turnovers		12	15	
Best Scoring Run		5 (2 nd 16:33)		13 (1 st 5:57)		Paint		18	48	
Lead Changes		0		0		Second Chance		8	6	
Times Tied		0		0		Fast Breaks		4	22	
Time with Lead		00:00		39:45		Bench		31	40	
						Period by Period Scoring				
								1st	2nd	TOT
						VALPO		26	33	59
						UKY		58	49	107

Points from Turnovers		VALPO		UKY	
Paint	18	48			
Second Chance	8	6			
Fast Breaks	4	22			
Bench	31	40			

Points from Turnovers		VALPO		UKY	
Paint	18	48			
Second Chance	8	6			
Fast Breaks	4	22			
Bench	31	40			

GAME 3 #12/12 LOUISVILLE 96, #9/8 KENTUCKY 88



Official Basketball Box Score - Final
#9 Kentucky at #12 Louisville
11/11/25 KFC Yum! Center, Louisville, KY
2025-26 Men's Basketball

Game Time: 8:01 PM
Game Duration: 2:22
Attendance: 22,586

Officials: Ron Groover, A.J. Dessi, Courtney Green

Record: 2-1												
NO.	Name	Min	FG M-A	3P M-A	FT M-A	Rebounds OR DR TOT	Fouls PF FD	TP	AS	TO	ST	Blocks BS BA +/-
10	Brandon Garrison	F 22:48	1-2	0-0	1-2	2 4 6	2 3 3	1	0	0	0	0 -3
23	Mouhamed Dioubate	F 17:34	3-6	0-2	1-1	1 3 4	3 3 7	1	1	0	0	0 -15
00	Otega Owheh	G 28:04	4-13	1-6	3-4	1 4 5	5 5 12	2	5	2	1	1 -16
1	Denzel Aberdeen	G 30:52	10-20	4-10	2-3	2 5 7	1 3 26	3	1	1	0	0 1
5	Collin Chandler	G 25:01	4-7	4-6	0-0	1 5 6	5 0 12	2	2	0	0	0 -9
15	Jaland Lowe	29:35	2-6	2-5	3-4	1 0 1	3 3 9	5	3	1	1	2 -3
24	Malachi Moreno	17:12	3-3	0-0	2-2	1 4 5	1 2 8	0	0	2	0	0 -5
2	Jasper Johnson	06:28	0-4	0-4	0-0	0 1 1	0 0 0	0	0	0	0	0 0
4	Andrija Jelavic	10:02	3-3	0-0	0-0	1 0 1	0 0 6	0	0	0	0	0 -4
3	Kam Williams	12:24	2-2	1-1	0-0	1 3 4	1 0 5	0	0	0	1	0 11
Team						2 0 2	0	0				
Totals			32-68	12-34	12-16	13 29 42	21 19 88	14	14	4	3	3 -8

Shooting By Period		
1 st	FG%	17-35 48.6%
	3PT%	6-16 37.5%
	FT%	6-7 85.7%
2 nd	FG%	15-33 45.5%
	3PT%	6-18 33.3%
	FT%	6-9 66.7%
GM	FG%	32-68 47.1%
	3PT%	12-34 35.3%
	FT%	12-16 75.0%

Dead Ball Rebounds: 0, 0

BOX SCORES

GAME 5

#17/18 MICHIGAN STATE 83, #12/13 KENTUCKY 66

Official Basketball Box Score - Final
Michigan St. at Kentucky
11/8/25 Madison Square Garden, New York
2025 State Farm Champions ClassicGame Time: 6:30 PM
Game Duration: 2:00

Officials: Pat Orsicol, Don Daly, Keith Kimble

Michigan St. - 83				Record: 1-0											
NO. Name		Min	FG M-A	3P M-A	FT M-A	Rebounds OR DR TOT	Fouls PF FD	TP	AS	TO	ST	Blocks BS BA	+/-		
0	Jaxon Kohler	F 27:21	8-12	2-2	2-2	1 4 5	1 1	1	20	2	2	0	1	0	13
55	Coen Carr	F 30:16	2-6	1-2	1-2	0 6 6	0 1	6	2	3	1	1	1	5	
15	Carson Cooper	C 23:22	1-7	0-1	0	2 4 6	2 3	2	2	0	0	1	2	8	
1	Jeremy Fears Jr.	G 31:16	2-3	0-0	4-4	0 6 6	1 5	8	13	2	3	0	1	19	
9	Trey Fort	G 18:20	5-12	3-8	0-0	0 2 2	2 1	13	1	1	0	0	0	2	
2	Kur Tang	17:47	6-12	3-7	0-0	0 1 1	2 0	15	2	0	1	0	0	17	
3	Cameron Ward	17:19	4-6	0-0	0	2 2 4	1 0	8	0	2	0	0	1	11	
6	Jordan Scott	11:59	0-0	0-0	1-2	2 1 3	3 3	1	1	2	0	1	0	19	
99	Divine Ugochukwu	08:03	1-2	0-0	0	0 1 1	1 0	2	0	0	0	0	0	3	
35	Jesse McCulloch	09:06	3-3	2-2	0-0	0 2 2	3 1	8	0	0	0	0	0	2	
10	Denham Wojcik	03:08	0-0	0-0	0	0 0 0	0 0	1	0	2	0	0	0	-5	
20	Nick Sanders	00:41	0-1	0-0	0	0 0 0	0 0	0	0	0	0	0	1	-3	
40	Brennan Walton	00:41	0-0	0-0	0	0 0 0	0 0	0	0	0	0	0	0	-3	
43	Colin Walton	00:41	0-0	0-0	0	0 1 1	0 0	0	0	0	0	0	0	-3	
Team						3 2 5	0 0	0	1						
Totals			32-64	11-22	8-10	10 32 42	17 15	83	25	13	5	4	6	17	

Major Fouls: NONE

Kentucky - 66				Record: 0-1									
NO. Name	Min	FG M-A	3P M-A	FT M-A	Rebounds OR DR TOT	Fouls PF FD	TP	AS	TO	ST	Blocks BS BA	+/-	
10 Brandon Garrison	F 20:03	1-2	0-0	0-0	0 4 4	2 2	2	2	0	0	0	0	-16
23 Mouhamed Dioubate	F 20:58	4-9	0-4	2-2	0 2 2	1 2	10	0	1	1	1	0	-9
00 Otega Owheh	G 30:58	4-12	2-5	2-2	0 4 4	1 1	12	3	0	1	0	2	-18
1 Denzel Aberdean	G 31:11	1-8	1-5	7-8	1 0 1	4 5	10	2	3	3	0	1	-14
5 Collin Chandler	G 25:45	4-9	2-6	0-0	0 4 4	1 4	10	1	0	1	2	0	-19
24 Malachi Moreno	19:57	1-2	0-0	7-8	2 2 4	0 4	9	3	2	0	1	1	-1
2 Jasper Johnson	13:45	3-7	1-4	1-1	1 1 2	0 1	8	0	0	0	0	0	-3
4 Andrija Jelavic	09:49	0-2	0-1	0-0	0 0 0	0 2	0	0	0	0	0	1	-4
3 Kam Williams	17:16	2-6	1-5	0-0	0 1 1	0 0	5	1	0	1	0	0	0
9 Trent Noah	10:18	0-0	0-0	0-1	1 1 2	1 1	0	1	2	1	0	0	-1
Team					1 3 4	0 0	0						
Totals		20-57	7-30	19-22	6 22 28	15 17	66	13	9	7	6	4	-17

Major Fouls: NONE

		MSU	KEN						
Biggest lead	24 (2 nd 2:34)	5 (1 st 18:34)		Points from Turnovers	15	17			
Best Scoring Run	9 (1 st 10:21)	7 (2 nd 10:55)		Paint	30	24			
Lead Changes	7			Second Chance	8	6			
Times Tied	2			Fast Breaks	8	16			
Time with Lead	34:19	04:39		Bench	34	22			
						Period by Period Scoring			
						1st	2nd	TOT	
						MSU	44	39	83
						KEN	27	39	66

GAME 7

#19/18 KENTUCKY 104, TENNESSEE TECH 54

Official Basketball Box Score - Final
Tennessee Tech at Kentucky
11/20/25 Rupp Arena, Lexington
2025 SEC Men's BasketballGame Time: 7:01 PM
Game Duration: 1:44
Attendance: 19,602

Officials: Steven Anderson, Jason Baker, Hunter Allen

Tennessee Tech - 54				Record: 3-4										
NO. Name		Min	FG M-A	3P M-A	FT M-A	Rebounds OR DR TOT	Fouls PF FD	TP	AS	TO	ST	Blocks BS BA	+/-	
7 Jajuan Nichols	F	19:26	3-6	0-0	1-2	3 3 6	0 1	7	1	1	1	0	0	-20
1 Mekhi Cameron	G	24:44	1-10	0-6	1-2	0 2 2	0 1	3	2	0	0	0	0	-25
6 Brandon Muntu	G	20:55	4-9	1-4	0-0	0 2 2	1 1	9	0	1	1	0	0	-19
8 Ty Owens	G	20:38	2-5	0-1	0-0	1 1 2	1 1	4	2	2	0	0	0	-21
10 Grant Slatten	G	19:54	1-5	0-3	0-0	1 1 2	1 1	2	0	0	0	0	0	-17
11 Darrin Pounds		16:37	4-10	2-3	0-0	2 0 2	4 1	10	0	2	1	0	1	-21
3 Jai'Kim Payne		17:33	2-3	2-3	0-0	0 0 0	0 1	6	0	2	1	0	0	-25
5 JaQuavian Florence		21:20	5-12	1-4	0-1	0 2 2	1 1	11	1	1	2	0	1	-35
20 Owen Varnado		16:52	0-2	0-2	0-0	2 2 2	2 0	0	1	2	0	0	0	-30
13 C.J. McPherson		09:24	0-3	0-2	0-0	1 0 1	0 0	0	0	0	0	1	0	-17
4 Mekhi Turner		06:11	1-3	0-0	0-0	0 0 0	1 0	2	0	0	0	0	1	-10
0 Malik Ferguson		04:37	0-1	0-0	0-0	0 0 0	0 0	0	1	0	1	0	1	-6
12 Hagan Preston		01:49	0-0	0-0	0-0	0 0 0	1 0	0	0	0	0	0	0	-4
Team						2 5 7	0 0	0						
Totals			23-69	6-28	2-5	9 18 27	13 8	54	8	11	8	1	4	-50
Major foul: None														

Major Fouls: NONE

NO. Name		Min	FG M-A	3P M-A	FT M-A	Rebounds OR DR TOT	Fouls PF FD	TP	AS	TO	ST	Blocks BS BA	+/-	
24	Malachi Moreno	C 24:46	4-5	0-0	5-6	4 7 11	0 5	13	3	1	1	2	0	36
00	Otega Owesh	G 24:20	6-11	1-2	3-3	1 1 2	2 3	16	3	2	2	0	0	17
1	Denzel Aberdeen	G 21:37	6-10	4-6	0-0	1 1 2	1 0	16	4	1	3	0	0	23
3	Kam Williams	G 25:25	3-6	1-4	0-0	1 4 5	2 1	7	2	2	0	1	0	37
5	Collin Chandler	G 26:15	6-11	2-6	0-0	0 5 5	1 1	14	5	1	1	0	0	38
2	Jasper Johnson	20:49	4-6	1-3	0-0	0 2 2	1 0	9	4	2	0	0	0	25
4	Andrija Jelavic	15:32	2-3	1-2	0-0	0 10 0	0 0	5	3	0	0	0	0	12
9	Trent Noah	20:37	5-6	4-5	2-2	1 5 6	1 1	16	1	0	0	0	0	38
10	Brandon Garrison	17:01	2-7	0-1	0-0	2 2 4	0 1	4	2	1	2	1	1	16
11	Walker Horn	01:49	1-1	1-1	0-0	0 0 0	0 0	3	0	0	0	0	0	4
20	Zach Tow	01:49	0-0	0-0	1-2	0 0 0	0 1	1	0	0	0	0	0	4
						0 1 1	0 0	0						
Totals			39-66	15-30	11-13	10 38 48	8 13	104	27	10	9	4	1	50

Major Fouls: NONE

	TTU	UKY							
Biggest lead	4 (1 st 18:36)	50 (2 nd 0:49)	Points from Turnovers	TTU	UKY	Period by Period Scoring			
Best Scoring Run	6 (1 st 11:01)	13 (2 nd 4:52)	Paint	24	48	1st 2nd TOT			
Lead Changes		7	Second Chance	9	16	TTU	28	26	54
Times Tied		4	Fast Breaks	10	27				
Time with Lead	05:57	30:20	Bench	29	38	UKY	43	61	104

GAME 6

#12/13 KENTUCKY 88, LOYOLA (MD.) 46

Official Basketball Box Score - Final
Loyola Maryland at Kentucky
11/21/25 Rupp Arena, Lexington
2025 SEC Men's BasketballGame Time: 7:01 PM
Game Duration: 1:42
Attendance: 13,764

Officials: Doug Shous, Byron Jarrett, Jason Deering

Loyola Maryland - 46													Record: 2-5				
NO.	Name	Min	FG M-A	3P M-A	FT M-A	Rebounds OR DR TOT	Fouls PF FD	TP	AS	TO	ST	Blocks BS BA	+/-	Shooting By Period			
7	Jonas Sirtautas	F 21:03	0-3	0-2	1-2	0 1 1	3 2	1	3	0	1	4	0	27	1 st	FG%	8-29 27.6%
22	Sam Springer	F 18:08	0-4	0-3	0-0	0 0 0	1 0	0	0	1	0	0	1	-19	3P%	4-16 25.0%	
0	Braeden Speed	G 27:31	2-6	1-4	0-0	1 5 6	2 0	5	0	4	0	0	1	-35	FT%	0-0 0%	
3	Jordan Slernkie	G 22:43	2-9	2-5	0-0	2 3 3	1 1	6	0	0	0	0	0	-32	2 nd	FG%	10-33 30.3%
6	Jacob Theodossiou	G 23:51	3-12	0-5	0-0	4 4 0	1 6	0	4	3	0	4	4	41	3P%	3-17 17.6%	
2	Troy Cicero Jr.	14:17	2-4	2-3	1-2	0 3 3	0 1	7	0	1	1	0	0	-7	FT%	3-8 37.5%	
18	Emmett Adair	19:37	3-11	0-6	0-0	2 2 4	1 0	6	4	1	0	1	0	-21	GM FG%	18-62 29.0%	
15	Tyson Commander	15:29	1-5	1-2	0-0	1 1 2	1 1	3	0	1	0	0	0	-21	FT%	7-33 21.2%	
24	Sebastian Emenalo	12:35	2-3	1-2	1-1	1 1 2	1 1	6	0	0	0	0	0	-5	FT%	3-8 37.5%	
17	Everett Barnes	07:16	1-2	0-0	0-2	0 2 2	1 1	2	0	0	0	0	0	-6	Dead Ball Rebounds: 2 0		
1	Carter Berg-McLean	05:41	2-2	0-0	0-1	1 1 2	0 1	4	1	0	0	0	0	3			
14	Garrett Brennan	02:02	0-0	0-0	0-0	0 0 0	0 0	0	0	0	0	0	0	1			
13	Ben Manker	02:21	0-1	0-1	0-0	0 0 0	0 0	0	0	1	0	0	0	0			
5	Peter Sposito	01:27	0-0	0-0	0-0	0 0 0	0 0	0	0	0	0	0	0	0			
Team						2 2 4	0 0	0									
Totals			18-62	7-33	3-8	9 24 33	10 9	46	8	16	5	5	6	-42			

Major Fouls: NONE

Kentucky - 88																
Record: 4-2																
NO. Name	Min	FG M-A	3P M-A	FT M-A	Reb	TO	PF	TP	AS	TO	ST	Blocks B-B	+/-			
24 Malachi Moreno	C 22:47	5-10	0-0	1-1	3	5	8	1	10	2	0	1	4	24		
20 Ortega Oweh	G 24:25	5-9	1-3	0-0	1	3	5	1	11	2	2	3	0	15		
1 Denzel Aberdeen	G 27:40	5-7	0-1	1-3	2	6	8	0	11	6	2	1	0	26		
3 Kam Williams	G 25:43	5-9	1-4	2-2	3	6	9	3	13	4	0	3	0	40		
5 Collin Chandler	G 21:26	1-5	0-2	1-2	1	0	1	0	13	0	1	1	2	29		
2 Jasper Johnson	27:08	3-9	2-5	1-1	2	1	3	2	9	5	2	0	0	21		
10 Brandon Garrison	20:12	3-7	0-1	0-2	3	8	11	1	6	1	2	1	0	10		
9 Trent Nash	2:47	2-6	0-2	2-4	2	4	2	1	1	0	0	0	0	15		
4 Andria Lejeune	11:18	4-7	1-1	0-0	1	3	4	0	9	0	0	0	1	0		
11 Walker Horn	01:27	0-2	0-2	0-0	0	0	0	0	0	0	1	0	0	0		
20 Zach Tow	01:27	0-0	0-0	0-0	0	0	0	0	0	0	0	0	0	0		
Team					1	2	3	0	0	0	0					
Totals		37-76	10-27	4-9	18	38	56	9	10	88	21	9	11	6	5	42
													Shooting By Period			
													1st FG%	21-37	56.8%	
													2nd FG%	16-39	41.0%	
													3rd FG%	2-13	15.4%	
													FT%	4-7	57.1%	
													GM FG%	37-76	48.5%	
													3PT%	10-27	37.0%	
													FT%	4-9	44.4%	
													Dead Ball Rebounds: 2-0			

BOX SCORES

GAME 9

#11/11 GONZAGA 94, #18/18 KENTUCKY 59



Official Basketball Box Score - Final
Gonzaga at Kentucky
12/05/25 Bridgestone Arena, Nashville
2025-26 Men's Basketball

Game Time: 6:00 PM
Game Duration: 2:11
Attendance: 18,507

Officials: Courtney Green, Pat Adams, Marques Pettigrew

Gonzaga - 94

Record: 8-1

NO. Name	Min	FG M-A	3P M-A	FT M-A	Rebounds OR DR TOT	Fouls PF FO	TP	AS	TO	ST	Blocks BS BA	+/-
2 Steele Venters	F 20:06	1-4	1-4	0-0	0 0 0	1 0	3	3	0	1	0 0	20
5 Emmanuel Innocenti	F 23:16	2-2	1-1	0-0	1 5 6	2 0	5	6	0	0	0 0	23
15 Graham Ike	F 30:06	11-18	1-1	5-6	5 5 10	3 7	28	3	2	1	0 0	36
34 Braden Huff	F 30:46	9-11	0-0	2-3	2 0 2	2 2	20	3	2	1	0 0	27
17 Mario Saint-Supery	G 21:01	2-5	2-4	0-0	0 3 3	2 1	6	2	1	0	0 0	15
3 Braeden Smith	18:59	4-7	1-2	2-3	0 6 6	1 2	11	6	2	2	0 0	20
7 Tylon Grant-Foster	15:56	1-5	0-1	2-2	1 2 3	3 1	4	0	1	0	1 0	12
23 Adam Miller	17:27	4-6	3-5	0-0	4 4 4	1 0	11	1	0	0	0 0	11
8 Jalen Warley	15:37	2-3	0-0	2-2	1 4 5	3 3	6	0	1	0	0 0	4
24 Ismaila Diagne	03:31	0-0	0-0	0-0	1 1 0	1 0	0	0	0	0	0 0	3
4 Davis Fogle	03:15	0-2	0-0	0-0	0 0 0	0 0	0	0	0	0	0 0	4
Team					0 3 0	0 0	0	0	0	0		
Totals		36-63	9-18	13-16	10 33 43	18 17	94	24	9	5	1 0	35

Major Fouls: NONE

Kentucky - 59

Record: 5-4

NO. Name	Min	FG M-A	3P M-A	FT M-A	Rebounds OR DR TOT	Fouls PF FO	TP	AS	TO	ST	Blocks BS BA	+/-
24 Malachi Moreno	C 24:16	2-6	0-1	1-1	1 1 2	3 1	5	1	1	1	0 0	-32
00 Otega Owheh	G 28:44	3-7	1-3	9-10	1 4 5	2 5	16	5	1	2	0 0	-25
1 Denzel Aberdeen	G 25:02	3-12	1-4	1-3	2 0 2	1 2	8	2	1	0	0 0	-19
3 Kam Williams	G 15:11	0-3	0-3	0-0	0 2 2	2 1	0	0	2	0	0 0	-13
5 Collin Chandler	G 29:02	3-8	2-7	3-4	0 2 2	1 3	11	1	1	3	0 0	-25
4 Andrija Jelavic	15:12	0-6	0-6	0-0	3 1 4	0 0	0	0	3	0	0 0	-18
10 Brandon Garrison	16:20	2-3	1-1	0-0	1 1 2	5 0	5	0	1	0	0 0	-9
15 Jaland Lowe	14:14	0-5	0-2	1-2	0 1 1	0 2	1	1	1	0	0 0	-12
2 Jasper Johnson	18:28	2-7	1-4	3-4	1 2 3	3 3	8	1	0	0	0 0	-12
9 Trent Noah	13:31	1-3	1-3	2-2	1 3 4	0 1	5	1	0	0	0 0	-10
Team					2 2 4	0 0	0	0	0	0		
Totals		16-60	7-34	20-26	12 19 31	17 18	59	12	11	6	0 1	-35

Major Fouls: NONE

	GNZ	UKY
Biggest lead	37 (2 nd 0:31)	0 (1 st 20:00)
Best Scoring Run	10 (1 st 12:12)	6 (2 nd 11:52)
Lead Changes	2	0
Times Tied	0	0
Time with Lead	39:48	00:00

Points from	GNZ	UKY
Turnovers	10	8
Paint	46	18
Second Chance	10	15
Fast Breaks	8	11
Bench	32	19

Period by Period Scoring	1st	2nd	TOT
GNZ	43	51	94
UKY	20	39	59

Shooting By Period			
1st	FG%	17-34	50.0%
	3PT%	3-11	27.3%
	FT%	6-8	75%
2nd	FG%	19-29	65.5%
	3PT%	6-7	85.7%
	FT%	7-8	87.5%
3rd	FG%	36-63	57.1%
	3PT%	9-18	50.0%
	FT%	13-16	81.3%
Dead Ball Rebounds: 1, 0			

Dead Ball Rebounds: 1, 0

GAME 10

RV/RV KENTUCKY 103, NC CENTRAL 67



Official Basketball Box Score - Final
N.C. Central at Kentucky
12/09/25 Rupp Arena, Lexington
2025-26 Men's Basketball

Game Time: 7:01 PM
Game Duration: 1:43
Attendance: 19,247

Officials: Todd Austin, Jim Howard, Lucas Santos

N.C. Central - 67

Record: 3-9

NO. Name	Min	FG M-A	3P M-A	FT M-A	Rebounds OR DR TOT	Fouls PF FO	TP	AS	TO	ST	Blocks BS BA	+/-
7 Khouri Carvey	F 27:38	7-9	0-0	1-3	1 4 5	2 3	15	1	4	0	0 0	-17
22 Ramondo Battle II	F 20:50	3-7	2-5	0-0	0 2 2	3 0	8	0	0	0	0 0	-9
2 Donte Johnson	G 21:13	1-2	0-1	0-0	0 2 2	1 0	2	5	2	1	0 0	-3
5 Tekoa Carpenter	G 19:40	1-4	0-2	2-2	1 0 1	1 2	4	1	0	0	0 0	-5
11 Gage Lattimore	G 36:24	4-16	1-7	5-6	0 6 6	3 4	14	1	1	1	0 0	-30
21 Kelochi Okworgwo	10:54	1-3	0-0	0-0	1 0 1	0 0	2	0	1	1	0 0	-7
1 Kyric Davis	16:05	1-2	0-0	2-2	1 0 1	0 4	4	3	1	1	0 0	-28
8 Jae Slack	19:10	2-5	0-1	1-2	0 1 1	1 2	5	0	0	0	1 0	-19
10 Ryan Archey	11:00	1-5	1-1	2-2	0 0 0	1 1	5	3	3	1	0 0	-23
3 Khalil Arnold	06:23	2-2	2-2	0-0	0 0 0	0 0	6	0	1	0	0 0	-3
12 Justin Edwards	07:47	1-2	0-0	0-0	0 2 2	0 0	2	2	0	1	0 0	-4
4 Camren Daniels	01:28	0-0	0-0	0-0	0 0 0	0 0	0	0	0	0	0 0	-3
9 Gbenga Olubi	01:28	0-0	0-0	0-0	0 0 0	0 0	0	0	0	0	0 0	-3
Team					3 2 5	0 0	0	0	0	0		
Totals		24-57	6-19	13-17	7 19 26	12 16	67	13	7	0	5	-36

Shooting By Period			
1 st	FG%	12-31	38.7%
	3PT%	4-14	28.6%
	FT%	3-4	75%
2 nd	FG%	12-26	46.2%
	3PT%	2-5	40.0%
	FT%	10-13	76.9%
GM	FG%	24-57	42.1%
	3PT%	6-19	31.6%
	FT%	13-17	76.5%

Dead Ball Rebounds: 1, 0

Kentucky - 103

Record: 6-4

No.	Name	Min	FG	3P	FT	OR	DR	TOT	Fouls	PF	TP	AS	TO	ST	Blocks	+/-	
			M-A	M-A	M-A										BS BA		
9	Trent Noah	F 26:00	4-8	3-6	0-0	2	4	6	3	0	11	3	0	1	0	0	21
24	Malachi Moreno	C 26:35	7-9	0-0	0-0	2	5	7	3	1	14	0	2	0	2	0	26
00	Otega Owheh	G 27:07	9-12	3-4	0-1	2	5	7	0	2	21	1	0	4	1	0	21
1	Denzel Aberdeen	G 23:56	4-7	0-2	0-0	0	2	2	0	0	8	5	2	1	1	0	8
5	Collin Chandler	G 31:59	2-5	1-4	2-2	0	5	5	2	1	7	8	1	1	0	0	25
10	Brandon Garrison	07:10	1-2	0-1	3-3	0	0	0	0	3	5	2	2	1	0	0	5
2	Jasper Johnson	18:42	6-10	2-4	8-8	0	2	2	2	3	22	2	0	0	0	0	30
4	Andrija Jelavic	15:03	4-6	2-4	0-0	1	2	3	2	2	10	0	0	1	0	0	12
15	Jaland Lowe	07:57	0-0	0-0	0-0	0	0	0	0	0	0	2	1	0	0	0	14
3	Kam Williams	12:35	1-4	0-3	0-0	0	3	3	2	0	2	3	0	0	1	0	12
11	Walker Horn	01:28	0-0	0-0	0-0	0	0	0	0	0	0	1	1	0	0	0	3
20	Zach Tow	01:28	1-1	1-1	0-0	0	0	0	0	0	3	0	0	0	0	0	3
Team						0	1	1	0	0	0	0	0	0			
Totals			39:64	12:29	13:14	7	29	36	16	12	103	27	9	9	5	0	36

Major Fouls: NONE

	NCC	UKY
Biggest lead	0 (1 st 20:00)	39 (2 nd 0:32)
Best Scoring Run	5 (1 st 16:01)	16 (1 st 3:41)
Lead Changes	0	0
Times Tied	0	0
Time with Lead	00:00	39:44

Points from	NCC	UKY
Turnovers	13	27
Paint	30	52
Second Chance	7	11
Fast Breaks	15	34
Bench	24	42

Period by Period Scoring	1st	2nd	TOT
NCC	31	36	67
UKY	52	51	103

GAME 11

RV/RV KENTUCKY 72, RV/RV INDIANA 60



Official Basketball Box Score - Final
Indiana at Kentucky
12/10/25 Rupp Arena, Lexington
2025-26 Men's Basketball

Game Time: 7:45 PM
Game Duration: 2:15
Attendance: 20,061

Officials: Doug Showes, Owen Short, Michael Reed

Indiana - 60

Record: 8-3

NO. Name	Min	FG M-A	3P M-A	FT M-A	Rebounds OR DR TOT	Fouls PF FO	TP	AS	TO	ST	Blocks BS BA	+/-
4 Sam Alexis	F 30:06	3-4	0-0	0-0	2 3 5	4 0	6	1	3	0	2 0	-12
12 Tucker DeVries	F 35:00	4-13	1-9	6-6	2 5 7	5 5	15	3	4	1	1 0	-2
3 Lamar Wilkerson	G 21:41	5-11	2-5	3-4	0 2 2	4 2	15	0	1	0	1 0	-6
5 Connor Enright	G 30:07	0-3	0-2	0-0	0 5 5	4 1	0	1	1	1	0 0	-13
6 Tayton Conerway	G 24:16	3-6	1-3	4-6	0 1 1	2 3	11	1	4	0	0 0	-8
1 Reed Bailey	06:07	0-1	0-0	0-0	1 0 1	3 0	0	1	1	0	0 0	1
11 Trent Sisley	26:02	0-3	0-2	6-6	1 6 7	2 3	6	1	1	0	0 0	-14
7 Nick Dorn	22:09	0-3	0-3	7-7	1 4 5	0 4	7	0	2	0	0 0	-6
0 Jasai Miles	01:49	0-0	0-0	0-0	0 0 0	0 0	0	0	0	0	0 0	-2
13 Aleksa Ristic	00:22	0-0	0-0	0-0	0 0 0	0 0	0	0	0	0	0 0	1
30 Ian Stephens	00:22	0-0	0-0	0-0	0 0 0	0 0	0	0	0	0	0 0	1
Team					1 3 4	0 0	0	0	1	0	0 0	
Totals		15-44	4-24	26-29	8 29 37	24 18	60	8	18	2	3 4	-12

Major Fouls: NONE

Kentucky - 72

Record: 7-4

NO. Name	Min	FG M-A	3P M-A	FT M-A	Rebounds OR DR TOT	Fouls PF FO	TP	AS	TO	ST	Blocks BS BA	+/-
9 Trent Noah	F 11:26	1-3	0-2	2-2	0 0 0	1 2	4	2	0	0	0 0	-2
24 Malachi Moreno	C 21:10	0-0	0-0	3-4	1 1 2	1 2	3	0	0	4	2 0	-1
00 Otega Owheh	G 32:44	2-9	1-2	5-8	2 2 4	3 4	10	1	0	2	0 1	10
1 Denzel Aberdeen	G 24:54	3-7	1-1	2-4	0 1 1	2 2	9	0	1	0	0 0	-8
5 Collin Chandler	G 16:11	1-7	0-2	2-2	0 2 2	1 2	4	0	0	0	0 0	-8
3 Kam Williams	24:17	3-5	1-2	2-2	2 0 2	2 1	9	0	0	0	1 0	15
10 Brandon Garrison	20:26	3-6	0-2	0-0	2 3 5	4 0	6	2	2	1	1 0	7
15 Jaland Lowe	24:01	5-13	0-3	3-6	0 5 5	1 5	13	2	0	1	0 0	24
2 Jasper Johnson	02:46	0-2	0-1	0-0	0 0 0	0 0	0	0	0	0	0 0	5
23 Mouhamed Dioubate	22:04	4-7	0-0	6-10	7 5 12	3 6	14	0	0	5	0 0	18
Team					0 1 1	0 0	0	0	1	0		
Totals		22-58	3-15	25-38	14 20 34	18 24	72	10	4	13	4 3	12

Major Fouls: NONE

BOX SCORES

GAME 13 RV/RV KENTUCKY 99, BELLARMINE 85



Official Basketball Box Score - Final
Bellarmine at Kentucky
12/23/25 Rupp Arena, Lexington
2025-26 Men's Basketball

Game Time: 1:01 PM
Game Duration: 2:01
Attendance: 19,706

Officials: Courtney Green, Jason Baker, Anthony Eades

Bellarmine - 85

Record: 5-7

NO. Name	Min	FG M-A	3P M-A	FT M-A	Rebounds OR DR TOT	Fouls PF FD	TP	AS	TO	ST	Blocks BS BA	+/-
11 Brian Waddell	F 30:37	5-10	0-1	6-6	0 2 2	3 3	16	2	2	1	0 2	-12
23 Sam Donald	F 16:21	1-4	1-3	0-0	1 0 1	4 0	3	2	0	1	0 0	-6
32 Jack Karasinski	F 30:00	6-9	3-5	9-10	0 4 4	0 7	24	2	4	0	0 0	-7
8 Kenyon Goodin	G 31:37	3-5	1-3	4-4	0 0 0	4 3	11	4	1	0	0 0	-13
22 Darius Bolden	G 20:42	0-2	0-1	0-2	1 0 1	3 2	10	2	2	3	0 1	-3
24 Michael Wilson Jr.	20:22	5-9	0-1	6-7	3 2 5	0 5	16	0	1	1	0 2	-7
2 Tyler Doyle	22:05	1-2	0-1	1-1	0 2 2	2 1	3	2	1	0	0 0	-13
7 Donovan Hunter	14:40	4-6	2-3	0-0	1 1 2	3 0	10	1	0	1	0 0	-7
10 Grant Whitaker	04:33	1-1	0-0	0-0	1 1 2	0 0	2	0	0	0	0 0	-1
5 Myles Watkins	04:15	0-0	0-0	0-0	0 0 0	1 1	0	0	0	1	0 0	-4
0 Tommy Clark	01:36	0-0	0-0	0-0	0 1 1	0 0	0	0	0	0	0 0	1
4 Grant Neal	01:36	0-1	0-0	0-0	0 0 0	0 0	0	0	0	0	0 0	1
44 Jacob Wassler	01:36	0-1	0-1	0-0	0 0 0	0 0	0	0	0	0	0 0	1
Team					2 4 6	0 0	0	1				
Totals		26-50	7-19	26-30	9 17 26	20 22	85	15	12	8	0 5	-14

Major Fouls: Bolden (TF) 2nd 3:11

Kentucky - 99

Record: 9-4

NO. Name	Min	FG M-A	3P M-A	FT M-A	Rebounds OR DR TOT	Fouls PF FD	TP	AS	TO	ST	Blocks BS BA	+/-
23 Mouhamed Dioubate	F 31:30	9-11	0-0	2-4	3 2 5	3 4	20	0	0	2	3 0	13
24 Malachi Moreno	C 16:58	1-1	0-0	4-4	1 2 3	0 6	0	0	0	0	0 0	6
00 Otega Owheh	G 32:41	2-7	0-2	6-8	2 6 8	2 5	10	10	4	2	0 0	-1
1 Denzel Aberdeen	G 24:33	5-8	4-7	0-0	0 2 2	3 0	14	4	1	0	0 0	5
5 Collin Chandler	G 18:44	1-4	1-4	1-2	1 1 2	2 1	4	3	0	2	0 0	9
2 Jasper Johnson	22:16	4-6	3-5	0-0	1 2 3	3 2	11	7	1	0	1 0	3
21 Jayden Quaintance	06:06	1-2	0-0	2-4	1 1 2	1 3	4	0	2	0	0 0	-3
3 Kam Williams	21:30	8-10	8-10	2-2	0 1 1	4 1	26	0	0	1	0 0	9
9 Trent Noah	08:30	1-3	0-2	0-0	0 1 1	2 0	2	0	0	0	0 0	1
10 Brandon Garrison	08:10	0-0	0-0	0-0	1 0 1	1 1	0	0	1	1	0 0	6
4 Andrija Jelavic	07:02	1-2	0-0	0-0	1 0 1	2 0	2	0	1	0	1 0	7
Team					0 0 0	0 0	0	0				
Totals		33-56	16-30	17-24	11 18 29	23 19	99	24	10	8	5 0	14

Major Fouls: Dioubate (TF) 2nd 3:11

	BEL	UKY
Biggest lead	4 (1 st 17:50)	18 (2 nd 10:51)
Best Scoring Run	6 (1 st 3:24)	9 (2 nd 10:51)
Lead Changes	4	
Times Tied	4	
Time with Lead	02:30	36:05

Points from	BEL	UKY
Turnovers	18	19
Paint	38	34
Second Chance	11	15
Fast Breaks	9	19
Bench	31	45

Period by Period Scoring			
	1st	2nd	TOT
BEL	38	47	85
UKY	46	53	99

Shooting By Period		
1 st FG%	16-29	55.2%
3PT%	7-16	43.8%
FT%	7-9	77.8%
2 nd FG%	17-27	63.0%
3PT%	9-14	64.3%
FT%	10-15	66.7%
GM FG%	33-56	58.9%
3PT%	16-30	53.3%
FT%	17-24	70.8%
Dead Ball Rebounds:	2	9

GAME 14 #14/15 ALABAMA 89, RV/RV KENTUCKY 74



Official Basketball Box Score - Final
Kentucky at Alabama
01/03/26 Coleman Coliseum, Tuscaloosa
2025-26 Men's Basketball

Game Time: 11:00 AM
Game Duration: 2:16
Attendance: 13,474

Officials: Joe Lindsay, Courtney Green, Lucas Santos

Kentucky - 74

Record: 9-5 (0-1)

NO. Name	Min	FG M-A	3P M-A	FT M-A	Rebounds OR DR TOT	Fouls PF FD	TP	AS	TO	ST	Blocks BS BA	+/-
23 Mouhamed Dioubate	F 21:15	2-6	0-1	2-4	4 4 8	1 3	6	1	0	1	0 0	-4
24 Malachi Moreno	C 15:30	2-2	0-0	0-0	2 2 4	1 0	4	0	0	0	0 0	6
00 Otega Owheh	G 35:55	8-16	1-4	5-7	2 6 8	3 5	22	3	2	1	0 0	-12
1 Denzel Aberdeen	G 26:54	1-7	0-3	5-5	0 1 1	4 4	7	1	2	0	0 0	-5
5 Collin Chandler	G 17:48	1-4	1-2	0-0	0 2 2	1 0	3	1	1	1	0 1	-4
21 Jayden Quaintance	24:00	2-4	0-0	1-4	1 5 6	2 4	5	1	2	1	0 1	-20
10 Brandon Garrison	09:03	0-0	0-0	1-2	0 1 1	3 1	1	0	0	0	3 0	-11
15 Jaland Lowe	27:08	8-16	1-5	4-5	0 3 3	2 5	21	2	3	2	1 1	-18
3 Kam Williams	16:25	1-4	1-4	2-2	1 0 1	2 1	5	0	0	0	1 0	-4
2 Jasper Johnson	06:02	0-0	0-0	0-0	0 0 0	0 0	0	0	1	0	0 0	-3
Team					1 2 3	0 0	0	1				
Totals		25-59	4-19	20-29	12 25 37	19 23	74	9	12	6	5 3	-15

Major Fouls: NONE

Alabama - 89

Record: 11-3 (1-0)

NO. Name	Min	FG M-A	3P M-A	FT M-A	Rebounds OR DR TOT	Fouls PF FD	TP	AS	TO	ST	Blocks BS BA	+/-
5 Amari Allen	F 30:44	4-8	3-4	0-0	6 3 9	4 1	11	3	3	1	1 1	8
22 Aiden Sherrell	F 09:29	1-3	0-2	1-1	0 3 3	2 1	3	2	0	0	1 0	12
0 Labaron Philon	G 27:57	6-16	0-6	5-6	0 4 4	3 5	17	3	1	3	0 2	-1
2 Aiden Holloway	G 33:42	7-11	6-8	6-8	0 4 4	2 7	26	5	3	1	0 0	20
3 Latrel Wrightsell Jr.	G 32:22	2-10	1-7	0-0	0 1 1	2 1	5	1	0	1	0 1	12
10 Kellenn Bristow	11:36	0-0	0-0	0-0	1 2 3	3 0	0	1	1	0	0 0	-10
95 Houston Mallette	22:17	5-7	4-6	0-0	2 3 5	3 1	14	0	1	0	0 0	10
6 London Jermison	11:01	1-3	1-2	0-0	2 4 2	1 3	3	0	0	0	0 1	6
1 Jalli Betha	02:37	0-2	0-0	0-0	0 0 0	1 1	0	0	0	0	0 0	3
15 Noah Williamson	18:15	5-7	0-1	0-1	2 2 4	1 1	10	2	0	2	1 0	15
Team					1 3 4	0 0	0	1				
Totals		31-67	15-38	12-16	14 27 41	23 19	89	17	10	8	3 5	15

Major Fouls: NONE

	UK	ALA
Biggest lead	5 (1 st 19:04)	21 (1 st 2:22)
Best Scoring Run	9 (2 nd 6:23)	9 (1 st 15:48)
Lead Changes	1	
Times Tied	1	
Time with Lead	01:20	36:16

Points from	UK	ALA
Turnovers	15	14
Paint	36	32
Second Chance	15	13
Fast Breaks	14	4
Bench	32	27

Period by Period Scoring			
	1st	2nd	TOT
UK	34	40	74
ALA	50	39	89

Shooting By Period		
1 st FG%	17-33	51.5%
3PT%	10-22	45.5%
FT%	6-7	85.7%
2 nd FG%	14-34	41.2%
3PT%	5-16	31.3%
FT%	6-9	66.7%
GM FG%	31-67	46.3%
3PT%	15-38	39.5%
FT%	12-16	75.0%
Dead Ball Rebounds:	1	0

GAME 15 MISSOURI 73, RV/RV KENTUCKY 68



Official Basketball Box Score - Final
Missouri at Kentucky
01/07/26 Rupp Arena, Lexington
2025-26 Men's Basketball

Game Time: 7:01 PM
Game Duration: 2:12
Attendance: 19,085

Officials: Doug Shous, Pat Adams, Rob Rourke

Missouri - 73

Record: 12-3 (2-0)

NO. Name	Min	FG M-A	3P M-A	FT M-A	Rebounds OR DR TOT	Fouls PF FD	TP	AS	TO	ST	Blocks BS BA	+/-
25 Mark Mitchell	F 36:49	7-15	1-1	6-7	0 1 1	1 6	21	4	1	0	0 2	5
15 Shawn Phillips Jr.	C 22:16	4-5	0-0	0-0	0 1 1	4 1	8	1	2	0	2 1	13
0 Anthony Robinson II	G 36:23	4-9	0-3	1-3	1 3 4	2 4	9	10	3	2	0 1	3
17 Jayden Stone	G 26:23	6-10	3-6	5-7	0 7 7	0 3	20	1	1	0	0 0	2
35 Jacob Crews	G 15:30	1-3	1-3	0-0	0 0 1	1 1	3	0	0	1	1 0	-5
45 Luke Northweather	02:37	0-0	0-0	0-0	0 0 0	0 0	0	0	0	0	0 0	1
5 T.O. Barrett	17:23	3-3	0-0	1-1	0 1 1	4 1	7	1	2	0	0 0	3
11 Trent Pierce	27:18	2-5	1-4	0-0	1 4 5	3 0	5	3	1	4	1 0	-10
24 Nicholas Randall	10:29	0-1	0-0	0-0	4 4 3	0 0	0	0	1	1	0 0	-10
6 Amnor Boateng	04:52	0-1	0-0	0-0	0 2 2	1 2	0	0	0	0	0 0	3
Team					2 1 3	0 0	0	0	1			
Totals		27-52	6-17	13-18	4 25 29	19 18	73	20	12	8	4 4	5

Major Fouls: NONE

Kentucky - 68

Record: 9-6 (0-2)

NO. Name	Min	FG M-A	3P M-A	FT M-A	Rebounds OR DR TOT	Fouls PF FD	TP	AS	TO	ST	Blocks BS BA	+/-
21 Jayden Quaintance	F 17:54	0-1	0-0	1-4	1 3 4	0 4	1	1	2	1	1 0	-9
23 Mouhamed Dioubate	F 24:37	2-6	0-0	4-4	0 2 2	3 3	8	2	0	0	0 1	-1
00 Otega Owheh	G 35:15	6-11	3-4	5-8	1 4 5	3 5	20	4	1	4	0 0	-1
1 Denzel Aberdeen	G 27:51	3-7	1-2	0-0	1 2 3	1 0	7	4	1	0	0 0	2
15 Jaland Lowe	G 28:17	2-11	1-5	4-4	1 3 4	2 4	9	1	2	0	0 2	2
24 Malachi Moreno	21:42	3-4	0-0	3-4	2 2 4	2 2	9	1	2	0	3 0	6
3 Kam Williams	27:53	3-8	2-7	0-0	0 1 1	1 1	8	0	1	1	0 0	-15
5 Collin Chandler	05:26	0-0	0-0	0-0	0 0 0	2 0	0	0	1	1	0 0	-6
10 Brandon Garrison	11:05	3-3	0-0	0-0	0 4 4	0 4	6	2	1	0	0 0	-5
Team					2 2 4	0 0	0	0	1			
Totals		22-51	7-18	17-24	8 23 31	18 19	68	16	13	7	4 4	-5

Major Fouls: Team (TF) 1st 1:23

	MIZ	UKY
Biggest lead	7 (1 st 8:19)	8 (2 nd 4:37)
Best Scoring Run	8 (2 nd 0:02)	11 (2 nd 17:53)
Lead Changes	11	
Times Tied	8	
Time with Lead	16:00	17:23

Points from	MIZ	UKY
Turnovers	17	11
Paint	40	28
Second Chance	4	8
Fast Breaks	7	24
Bench	12	23



2025-26 Kentucky Men's Basketball Combined Team Statistics All games

Page 1/1
as of Jan 11, 2026

Game Records

Record	Overall	Home	Away	Neutral
ALL GAMES	10-6	9-2	0-2	1-2
CONFERENCE	1-2	1-1	0-1	0-0
NON-CONFERENCE	9-4	8-1	0-1	1-2

Score by Periods

Team	1st	2nd	OT	TOT
Kentucky	615	723	0	1338
Opponents	541	570	0	1111

Team Box Score

No.	Player				Total		3-Point		F-Throw		Rebounds												
		GP-GS	MIN	AVG	FG-FGA	FG%	3FG-3FGA	3FG%	FT-FTA	FT%	OFF	DEF	TOT	AVG	PF	DQ	A	TO	BLK	STL	PTS	AVG	
00	OWEH, Otega	16-16	460:58	28.8	85-177	.480	18-49	.367	60-77	.779	15	60	75	4.7	34	1	48	29	6	33	248	15.5	
1	ABERDEEN, Denzel	16-15	424:23	26.5	64-141	.454	21-58	.362	32-40	.800	11	38	49	3.1	25	0	51	22	2	13	181	11.3	
23	DIOUBATE, Mouhamed	11-10	236:00	21.5	43-74	.581	2-15	.133	26-40	.650	25	41	66	6.0	20	0	10	13	9	13	114	10.4	
24	MORENO, Malachi	16-10	349:08	21.8	56-86	.651	0-1	.000	36-53	.679	42	59	101	6.3	22	0	26	15	20	13	148	9.3	
5	CHANDLER, Collin	16-14	356:23	22.3	43-104	.413	26-68	.382	18-22	.818	5	37	42	2.6	33	1	38	13	6	17	130	8.1	
15	LOWE, Jaland	9-2	166:29	18.5	24-67	.358	5-24	.208	19-27	.704	3	16	19	2.1	12	0	22	8	2	6	72	8.0	
3	WILLIAMS, Kam	16-4	319:24	20.0	39-85	.459	22-62	.355	15-16	.938	15	30	45	2.8	30	1	15	9	7	10	115	7.2	
2	JOHNSON, Jasper	15-0	223:31	14.9	35-83	.422	17-44	.386	17-19	.895	6	17	23	1.5	20	0	37	14	2	1	104	6.9	
4	JELAVIC, Andrija	12-0	178:02	14.8	28-60	.467	7-30	.233	2-3	.667	16	33	49	4.1	17	0	5	9	4	3	65	5.4	
10	GARRISON, Brandon	16-5	247:22	15.5	34-56	.607	2-9	.222	10-16	.625	17	41	58	3.6	36	1	19	16	9	8	80	5.0	
21	QUAINTANCE, Jayden	4-1	67:13	16.8	8-14	.571	0-0	.000	4-13	.308	8	12	20	5.0	5	0	2	6	3	2	20	5.0	
9	NOAH, Trent	12-3	154:28	12.9	17-36	.472	12-30	.400	8-9	.889	6	22	28	2.3	13	0	10	4	1	7	54	4.5	
20	TOW, Zach	7-0	08:20	1.2	1-1	1.000	1-1	1.000	1-2	.500	0	0	0	0.0	1	0	0	0	0	0	4	0.6	
11	HORN, Walker	7-0	08:20	1.2	1-6	.167	1-6	.167	0-0	.000	0	1	1	0.1	0	0	1	2	0	0	3	0.4	
Team											22	29	51					7					
Total		16	3200		478-990	.483	134-397	.338	248-337	.736	191	436	627	39.2	268	4	284	167	71	126	1338	83.6	
Opponents		16	3200		385-940	.410	116-393	.295	225-302	.745	155	367	522	32.6	276	4	234	191	44	108	1111	69.4	

Team Statistics

	UK	OPP
Scoring	1338	1111
Points per game	83.6	69.4
Scoring margin	+14.2	-
Field goals-att	478-990	385-940
Field goal pct	.483	.410
3 point fg-att	134-397	116-393
3-point FG pct	.338	.295
3-pt FG made per game	8.4	7.3
Free throws-att	248-337	225-302
Free throw pct	.736	.745
F-Throws made per game	15.5	14.1
Rebounds	627	522
Rebounds per game	39.2	32.6
Rebounding margin	+6.6	-
Assists	284	234
Assists per game	17.8	14.6
Turnovers	167	191
Turnovers per game	10.4	11.9
Turnover margin	+1.5	-
Assist/turnover ratio	1.7	1.2
Steals	126	108
Steals per game	7.9	6.8
Blocks	71	44
Blocks per game	4.4	2.8
Winning streak	1	-
Home win streak	1	-
Attendance	216524	36060
Home games-Avg/Game	11-19684	2-18030
Neutral site-Avg/Game	-	3-18262

Team Results

Date	Opponent		Score	Att.
11/04/2025	Nicholls	W	77-51	19289
11/07/2025	Valparaiso	W	107-59	20016
11/11/2025	at Louisville	L	88-96	22586
11/14/2025	Eastern Ill.	W	99-53	20000
11/18/2025	vs Michigan St.	L	66-83	19327
11/21/2025	Loyola Maryland	W	88-46	19764
11/26/2025	Tennessee Tech	W	104-54	19602
12/02/2025	North Carolina	L	64-67	20029
12/05/2025	vs Gonzaga	L	59-94	18507
12/09/2025	N.C. Central	W	103-67	19247
12/13/2025	Indiana	W	72-60	20061
12/20/2025	vs St. John's (NY)	W	78-66	16951
12/23/2025	Bellarmine	W	99-85	19706
01/03/2026	at Alabama	L	74-89	13474
01/07/2026	Missouri	L	68-73	19085
01/10/2026	Mississippi St.	W	92-68	19725



2025-26 Kentucky Men's Basketball Combined Team Statistics In Conference games

Page 1/1
as of Jan 11, 2026

Game Records

Record	Overall	Home	Away	Neutral
ALL GAMES	1-2	1-1	0-1	0-0
CONFERENCE	1-2	1-1	0-1	0-0
NON-CONFERENCE	0-0	0-0	0-0	0-0

Score by Periods

Team	1st	2nd	OT	TOT
Kentucky	110	124	0	234
Opponents	122	108	0	230

Team Box Score

No.	Player				Total		3-Point		F-Throw		Rebounds													
		GP-GS	MIN	AVG	FG-FGA	FG%	3FG-3FGA	3FG%	FT-FTA	FT%	OFF	DEF	TOT	AVG	PF	DQ	A	TO	BLK	STL	PTS	AVG		
00	OWEH, Otega	3-3	103:21	34.5	24-44	.545	6-12	.500	10-15	.667	3	13	16	5.3	9	0	12	4	1	10	64	21.3		
1	ABERDEEN, Denzel	3-3	88:14	29.4	9-23	.391	3-8	.375	9-9	1.000	1	4	5	1.7	6	0	9	5	0	0	30	10.0		
15	LOWE, Jaland	3-2	58:12	19.4	10-27	.370	2-10	.200	8-11	.727	1	6	7	2.3	4	0	4	3	1	3	30	10.0		
24	MORENO, Malachi	3-2	65:37	21.9	13-16	.813	0-0	.000	4-6	.667	10	6	16	5.3	6	0	7	3	3	4	30	10.0		
3	WILLIAMS, Kam	3-0	74:20	24.8	9-20	.450	5-14	.357	4-4	1.000	4	3	7	2.3	4	0	2	4	1	3	27	9.0		
23	DIUBATE, Mouhamed	3-3	58:29	19.5	5-15	.333	0-2	.000	6-9	.667	6	9	15	5.0	4	0	4	3	0	1	16	5.3		
10	GARRISON, Brandon	3-0	33:20	11.1	6-7	.857	0-1	.000	1-3	.333	2	6	8	2.7	8	0	3	2	4	0	13	4.3		
5	CHANDLER, Collin	3-1	42:06	14.0	3-12	.250	2-7	.286	2-2	1.000	0	3	3	1.0	5	0	2	2	0	3	10	3.3		
21	QUAINTANCE, Jayden	2-1	41:54	20.9	2-5	.400	0-0	.000	2-8	.250	2	8	10	5.0	2	0	2	4	1	2	6	3.0		
4	JELAVIC, Andrija	1-0	16:38	16.6	1-3	.333	1-3	.333	0-0	.000	1	4	5	5.0	1	0	1	1	0	1	3	3.0		
2	JOHNSON, Jasper	2-0	16:07	8.1	2-4	.500	1-1	1.000	0-0	.000	0	0	0	0.0	0	0	0	1	0	0	5	2.5		
11	HORN, Walker	1-0	00:48	0.8	0-1	.000	0-1	.000	0-0	.000	0	1	1	1.0	0	0	0	0	0	0	0	0.0		
9	NOAH, Trent	1-0	00:06	0.1	0-0	.000	0-0	.000	0-0	.000	0	0	0	0.0	0	0	0	0	0	0	0	0.0		
20	TOW, Zach	1-0	00:48	0.8	0-0	.000	0-0	.000	0-0	.000	0	0	0	0.0	0	0	0	0	0	0	0	0.0		
Team											4	7	11				2							
Total		3	600		84-177	.475	20-59	.339	46-67	.687	34	70	104	34.7	49	0	46	34	11	27	234	78.0		
Opponents		3	600		85-175	.486	24-75	.320	36-48	.750	27	71	98	32.7	54	0	52	37	11	22	230	76.7		

Team Statistics

	UK	OPP
Scoring	234	230
Points per game	78.0	76.7
Scoring margin	+1.3	-
Field goals-att	84-177	85-175
Field goal pct	.475	.486
3 point fg-att	20-59	24-75
3-point FG pct	.339	.320
3-pt FG made per game	6.7	8.0
Free throws-att	46-67	36-48
Free throw pct	.687	.750
F-Throws made per game	15.3	12.0
Rebounds	104	98
Rebounds per game	34.7	32.7
Rebounding margin	+2.0	-
Assists	46	52
Assists per game	15.3	17.3
Turnovers	34	37
Turnovers per game	11.3	12.3
Turnover margin	+1.0	-
Assist/turnover ratio	1.4	1.4
Steals	27	22
Steals per game	9.0	7.3
Blocks	11	11
Blocks per game	3.7	3.7
Winning streak	1	-
Home win streak	1	-
Attendance	38810	13474
Home games-Avg/Game	2-19405	1-13474
Neutral site-Avg/Game	-	0-0

Team Results

Date	Opponent		Score	Att.
01/03/2026	at Alabama	L	74-89	13474
01/07/2026	Missouri	L	68-73	19085
01/10/2026	Mississippi St.	W	92-68	19725



2025-26 Kentucky Men's Basketball Combined Team Statistics Specific games

Page 1/1
as of Jan 11, 2026

Game Records

Record	Overall	Home	Away	Neutral
ALL GAMES	3-2	2-1	0-1	1-0
CONFERENCE	1-2	1-1	0-1	0-0
NON-CONFERENCE	2-0	1-0	0-0	1-0

Score by Periods

Team	1st	2nd	OT	TOT
Kentucky	181	230	0	411
Opponents	192	189	0	381

Team Box Score

No.	Player				Total		3-Point		F-Throw		Rebounds													
		GP-GS	MIN	AVG	FG-FGA	FG%	3FG-3FGA	3FG%	FT-FTA	FT%	OFF	DEF	TOT	AVG	PF	DQ	A	TO	BLK	STL	PTS	AVG		
00	OWEH, Otega	5-5	170:06	34.0	32-68	.471	6-17	.353	24-32	.750	6	23	29	5.8	14	0	23	11	1	15	94	18.8		
3	WILLIAMS, Kam	5-0	116:14	23.2	19-36	.528	15-29	.517	11-12	.917	4	4	8	1.6	13	1	2	4	1	4	64	12.8		
15	LOWE, Jaland	4-2	72:53	18.2	15-34	.441	3-12	.250	10-13	.769	2	8	10	2.5	5	0	7	3	1	3	43	10.8		
1	ABERDEEN, Denzel	5-5	139:28	27.9	15-36	.417	7-17	.412	11-11	1.000	1	9	10	2.0	10	0	16	8	0	1	48	9.6		
24	MORENO, Malachi	5-4	104:06	20.8	18-23	.783	0-0	.000	8-10	.800	16	12	28	5.6	10	0	8	5	5	4	44	8.8		
23	DIOUBATE, Mouhamed	5-5	112:24	22.5	16-30	.533	1-4	.250	9-15	.600	10	15	25	5.0	9	0	4	7	5	3	42	8.4		
21	QUAINTANCE, Jayden	4-1	67:13	16.8	8-14	.571	0-0	.000	4-13	.308	8	12	20	5.0	5	0	2	6	3	2	20	5.0		
2	JOHNSON, Jasper	4-0	46:43	11.7	7-15	.467	4-7	.571	0-0	.000	1	2	3	0.8	4	0	9	2	1	0	18	4.5		
10	GARRISON, Brandon	5-0	53:36	10.7	8-11	.727	0-1	.000	1-3	.333	3	8	11	2.2	11	0	3	3	5	2	17	3.4		
5	CHANDLER, Collin	5-3	80:06	16.0	4-18	.222	3-12	.250	3-4	.750	1	5	6	1.2	10	0	8	4	0	6	14	2.8		
4	JELAVIC, Andrija	2-0	23:40	11.8	2-5	.400	1-3	.333	0-0	.000	2	4	6	3.0	3	0	1	2	1	1	5	2.5		
9	NOAH, Trent	3-0	11:56	4.0	1-3	.333	0-2	.000	0-0	.000	0	1	1	0.3	3	0	0	2	0	0	2	0.7		
11	HORN, Walker	1-0	00:48	0.8	0-1	.000	0-1	.000	0-0	.000	0	1	1	1.0	0	0	0	0	0	0	0	0.0		
20	TOW, Zach	1-0	00:48	0.8	0-0	.000	0-0	.000	0-0	.000	0	0	0	0.0	0	0	0	0	0	0	0	0.0		
Team											7	7	14				3							
Total		5	1000		145-294	.493	40-105	.381	81-113	.717	61	111	172	34.4	97	1	83	60	23	41	411	82.2		
Opponents		5	1000		128-276	.464	36-113	.319	89-110	.809	47	105	152	30.4	98	1	81	61	16	40	381	76.2		

Team Statistics

	UK	OPP
Scoring	411	381
Points per game	82.2	76.2
Scoring margin	+6.0	-
Field goals-att	145-294	128-276
Field goal pct	.493	.464
3 point fg-att	40-105	36-113
3-point FG pct	.381	.319
3-pt FG made per game	8.0	7.2
Free throws-att	81-113	89-110
Free throw pct	.717	.809
F-Throws made per game	16.2	17.8
Rebounds	172	152
Rebounds per game	34.4	30.4
Rebounding margin	+4.0	-
Assists	83	81
Assists per game	16.6	16.2
Turnovers	60	61
Turnovers per game	12.0	12.2
Turnover margin	+0.2	-
Assist/turnover ratio	1.4	1.3
Steals	41	40
Steals per game	8.2	8.0
Blocks	23	16
Blocks per game	4.6	3.2
Winning streak	1	-
Home win streak	1	-
Attendance	58516	13474
Home games-Avg/Game	3-19505	1-13474
Neutral site-Avg/Game	-	1-16951

Team Results

Date	Opponent		Score	Att.
12/20/2025	vs St. John's (NY)	W	78-66	16951
12/23/2025	Bellarmine	W	99-85	19706
01/03/2026	at Alabama	L	74-89	13474
01/07/2026	Missouri	L	68-73	19085
01/10/2026	Mississippi St.	W	92-68	19725



2025-26 Kentucky Men's Basketball
Team Game-by-Game
All games

Page 1/1
as of Jan 11, 2026

				Total		3-Pointers		Free throws		Rebounds											
Opponent	Date	Score		FG-FGA	PCT	3FG-3FGA	PCT	FT-FTA	PCT	OFF	DEF	TOT	AVG	PF	A	TO	BLK	STL	PTS	AVG	
Nicholls	11/04/2025	77-51	W	29-62	.468	7-27	.259	12-22	.545	15	36	51	51.0	17	21	13	3	7	77	77.0	
Valparaiso	11/07/2025	107-59	W	37-68	.544	11-28	.393	22-26	.846	11	39	50	50.5	16	27	6	5	3	107	92.0	
at Louisville	11/11/2025	88-96	L	32-68	.471	12-34	.353	12-16	.750	13	29	42	47.7	21	14	14	3	4	88	90.7	
Eastern Ill.	11/14/2025	99-53	W	39-64	.609	9-25	.360	12-16	.750	16	33	49	48.0	16	21	13	5	8	99	92.8	
vs Michigan St.	11/18/2025	66-83	L	20-57	.351	7-30	.233	19-22	.864	6	22	28	44.0	15	13	9	6	7	66	87.4	
Loyola Maryland	11/21/2025	88-46	W	37-76	.487	10-27	.370	4-9	.444	18	38	56	46.0	9	21	9	6	11	88	87.5	
Tennessee Tech	11/26/2025	104-54	W	39-66	.591	15-30	.500	11-13	.846	10	38	48	46.3	8	27	10	4	9	104	89.9	
North Carolina	12/02/2025	64-67	L	23-53	.434	1-13	.077	17-22	.773	8	22	30	44.3	18	8	9	7	8	64	86.6	
vs Gonzaga	12/05/2025	59-94	L	16-60	.267	7-34	.206	20-26	.769	12	19	31	42.8	17	12	11	0	6	59	83.6	
N.C. Central	12/09/2025	103-67	W	39-64	.609	12-29	.414	13-14	.929	7	29	36	42.1	16	27	9	5	9	103	85.5	
Indiana	12/13/2025	72-60	W	22-58	.379	3-15	.200	25-38	.658	14	20	34	41.4	18	10	4	4	13	72	84.3	
vs St. John's (NY)	12/20/2025	78-66	W	28-61	.459	4-16	.250	18-22	.818	16	23	39	41.2	25	13	16	7	6	78	83.8	
Bellarmine	12/23/2025	99-85	W	33-56	.589	16-30	.533	17-24	.708	11	18	29	40.2	23	24	10	5	8	99	84.9	
at Alabama	01/03/2026	74-89	L	25-59	.424	4-19	.211	20-29	.690	12	25	37	40.0	19	9	12	5	6	74	84.1	
Missouri	01/07/2026	68-73	L	22-51	.431	7-18	.389	17-24	.708	8	23	31	39.4	18	16	13	4	7	68	83.1	
Mississippi St.	01/10/2026	92-68	W	37-67	.552	9-22	.409	9-14	.643	14	22	36	39.2	12	21	9	2	14	92	83.6	
Total		1338		478-990	.483	134-397	.338	248-337	.736	191	436	627	39.2	268	284	167	71	126	1338	83.6	
Opponents		1111		385-940	.410	116-393	.295	225-302	.745	155	367	522	32.6	276	234	191	44	108	1111	69.4	

Kentucky Averages

Games Played	Points/game	FG Pct	3FG Pct	FT Pct	Rebounds/game	Assists/game	Turnovers/game	Assist/Turnover ratio	Steals/game	Blocks/game
16	83.6	48.3	33.8	73.6	39.2	17.8	10.4	1.7	7.9	4.4



2025-26 Kentucky Men's Basketball
Opponents Game-by-Game
All games

Page 1/1
as of Jan 11, 2026

				Total		3-Pointers		Free throws		Rebounds											
Opponent	Date	Score		FG-FGA	PCT	3FG-3FGA	PCT	FT-FTA	PCT	OFF	DEF	TOT	AVG	PF	A	TO	BLK	STL	PTS	AVG	
Nicholls	11/04/2025	77-51	W	16-53	.302	4-24	.167	15-22	.682	5	25	30	30.0	18	9	11	1	8	51	51.0	
Valparaiso	11/07/2025	107-59	W	19-67	.284	8-34	.235	13-20	.650	12	22	34	32.0	16	11	10	4	4	59	55.0	
at Louisville	11/11/2025	88-96	L	31-69	.449	13-40	.325	21-31	.677	13	27	40	34.7	19	20	6	3	11	96	68.7	
Eastern Ill.	11/14/2025	99-53	W	17-52	.327	6-18	.333	13-19	.684	5	12	17	30.3	12	11	11	4	8	53	64.8	
vs Michigan St.	11/18/2025	66-83	L	32-64	.500	11-22	.500	8-10	.800	10	32	42	32.6	17	25	13	4	5	83	68.4	
Loyola Maryland	11/21/2025	88-46	W	18-62	.290	7-33	.212	3-8	.375	9	24	33	32.7	10	8	16	5	5	46	64.7	
Tennessee Tech	11/26/2025	104-54	W	23-69	.333	6-28	.214	2-5	.400	9	18	27	31.9	13	8	11	1	8	54	63.1	
North Carolina	12/02/2025	64-67	L	26-64	.406	6-20	.300	9-15	.600	20	21	41	33.0	19	13	12	2	5	67	63.6	
vs Gonzaga	12/05/2025	59-94	L	36-63	.571	9-18	.500	13-16	.813	10	33	43	34.1	18	24	9	1	5	94	67.0	
N.C. Central	12/09/2025	103-67	W	24-57	.421	6-19	.316	13-17	.765	7	19	26	33.3	12	16	13	0	7	67	67.0	
Indiana	12/13/2025	72-60	W	15-44	.341	4-24	.167	26-29	.897	8	29	37	33.6	24	8	18	3	2	60	66.4	
vs St. John's (NY)	12/20/2025	78-66	W	17-51	.333	5-19	.263	27-32	.844	11	17	28	33.2	24	14	12	5	10	66	66.3	
Bellarmine	12/23/2025	99-85	W	26-50	.520	7-19	.368	26-30	.867	9	17	26	32.6	20	15	12	0	8	85	67.8	
at Alabama	01/03/2026	74-89	L	31-67	.463	15-38	.395	12-16	.750	14	27	41	33.2	23	17	10	3	8	89	69.3	
Missouri	01/07/2026	68-73	L	27-52	.519	6-17	.353	13-18	.722	4	25	29	32.9	19	20	12	4	8	73	69.5	
Mississippi St.	01/10/2026	92-68	W	27-56	.482	3-20	.150	11-14	.786	9	19	28	32.6	12	15	15	4	6	68	69.4	
Total		1111		385-940	.410	116-393	.295	225-302	.745	155	367	522	32.6	276	234	191	44	108	1111	69.4	
Kentucky		1338		478-990	.483	134-397	.338	248-337	.736	191	436	627	39.2	268	284	167	71	126	1338	83.6	

Opponents Averages

Games Played	Points/game	FG Pct	3FG Pct	FT Pct	Rebounds/game	Assists/game	Turnovers/game	Assist/Turnover ratio	Steals/game	Blocks/game
16	69.4	41.0	29.5	74.5	32.6	14.6	11.9	1.2	6.8	2.8