



WOMEN'S BASKETBALL

#6/7 Kentucky Wildcats vs. RV/#24 Alabama Crimson Tide

Thursday, Jan. 8 at 7 p.m. ET | Coleman Coliseum in Tuscaloosa, Ala.

TV - SEC Network+

PxP: Gray Robertson
Analyst: Richard Hendrix
Sideline: Mary Reagan Bollig

Radio

630 AM WLAP (Lexington)
790 AM WKRD (Louisville)
PxP: Darren Headrick

Live Stats

kentucky.statbroadcast.com

Tickets

ukathletics.com/ticketing

Follow the Wildcats

X: @KentuckyWBB
Instagram: @KentuckyWBB
Facebook: /KentuckyWBB
TikTok: @KentuckyWBB

SCHEDULE

NOVEMBER

3	MOREHEAD STATE	SEC NETWORK+	W, 75-59 (+16)
6	MONMOUTH	SEC NETWORK+	W, 104-46 (+58)
9	at Buffalo	ESPN+	W, 81-47 (+34)
12	USC UPSTATE	SEC NETWORK+	W, 90-30 (+60)
15	at Marshall	ESPN+	W, 76-44 (+32)
18	PURDUE	SEC NETWORK	W, 76-35 (+41)
22	at #21/19 Louisville	CW	W, 72-62 (+10)
26	vs. #7/6 Maryland^	FloSports	L, 74-66 (-8)
28	vs. Morgan State^	FloSports	W, 101-39 (+62)

DECEMBER

3	at Miami%	ESPN2	W, 64-48 (+16)
7	CENTRAL MICHIGAN	SEC NETWORK+	W, 82-55 (+27)
14	at Belmont	ESPN+	W, 77-69 (+8)
19	WRIGHT STATE	SEC NETWORK+	W, 96-53 (+43)
28	HOFSTRA	SEC NETWORK+	W, 80-42 (+38)

JANUARY

1	at #5/5 LSU*	SEC Network+	W, 80-78
4	MISSOURI*	SEC NETWORK	W, 74-52 (+22)
8	at RV/#24 Alabama*	SEC Network+	7 p.m. ET
11	#5/5 OKLAHOMA*	SEC NETWORK	4 P.M. ET
15	FLORIDA*	SEC NETWORK+	7 P.M. ET
18	at Mississippi State*	SEC Network+	3 p.m. ET
22	at Tennessee*	SEC Network	6:30 p.m. ET
25	GEORGIA*	SEC NETWORK	NOON

FEBRUARY

1	at Arkansas*	SEC Network	2 p.m. ET
5	VANDERBILT*	SEC NETWORK+	7 P.M. ET
9	at Texas*	SEC Network	7:30 p.m. ET
12	TEXAS A&M*	SEC NETWORK	6:30 P.M. ET
15	OLE MISS*	SEC NETWORK	2 P.M. ET
22	at Vanderbilt*	SEC Network+	3 p.m. ET
26	at Auburn*	SEC Network+	7 p.m. ET

MARCH

1	SOUTH CAROLINA*	SEC NETWORK+	2 P.M. ET
4-8	SEC Tournament	SEC Network	All Day
20-23	First & Second Rounds	TBA	TBA
27-30	Regional Rounds (Fort Worth / Sacramento)	TBA	TBA

APRIL

3	Final Four (Phoenix)	TBA	TBA
5	Championship Game (Phoenix)	TBA	TBA

All times in ET

BOLD / ALL CAPS - Home game

^ - Discover Puerto Rico at Coliseo Guillermo Angulo Carolina in San Juan, Puerto Rico

% - SEC / ACC Challenge

* - SEC game

GAME 17



Record: 15-1, 2-0 SEC
Home: 8-0 | Away: 6-0 | Neutral: 1-1
Ranking: 6 (AP) / 7 (Coaches) / 7 (NET)
Last Game: def. Missouri (H), 80-72
Head Coach: Kenny Brooks (JMU, '92)
Overall: 555-213 (.723) (24th Season)
at UK: 38-9 (.809) (Second Season)



Record: 15-1, 1-1 SEC
Home: 13-0 | Away: 0-1 | Neutral: 2-0
Ranking: RV (AP) / 24 (Coaches) / 29 (NET)
Last Game: def. Arkansas (H), 77-48
Head Coach: Kristy Curry (NE Louisiana, '88)
Overall: 544-312 (.636) (27th Season)
at UA: 236-163 (.592) (13th Season)

SIDE-BY-SIDE

Kentucky	Statistic	Alabama
80.9	Points Per Game	74.0
42.9	Rebounds Per Game	40.7
19.3	Assists Per Game	15.4
7.8	Blocks Per Game	5.4
6.4	Steals Per Game	8.1
9.3	3-Point Makes Per Game	8.3
10.4	Turnovers Per Game	14.6
46.2	Field-Goal Percentage	45.8
32.0	3-Point Field-Goal Percentage	36.5
73.0	Free-Throw Percentage	72.3
1.8	Assist-Turnover Ratio	1.1

PROJECTED STARTERS



#0 · JORDAN OBI · G · GR · 6-1

PPG	RPG	APG	SPG	BPG	3PG	FG%	3FG%	FT%
10.8	6.7	1.2	0.5	0.6	0.3	53.5%	21.7%	71.4%



#5 · TONIE MORGAN · G · SR · 5-9

PPG	RPG	APG	SPG	BPG	3PG	FG%	3FG%	FT%
13.9	3.1	9.0	1.1	0.7	0.8	50.3%	43.3%	76.7%



#8 · ASIA BOONE · G · JR · 5-8

PPG	RPG	APG	SPG	BPG	3PG	FG%	3FG%	FT%
10.3	2.8	2.4	0.8	0.2	2.8	38.0%	37.5%	62.5%



#13 · CLARA STRACK · C · JR · 6-5

PPG	RPG	APG	SPG	BPG	3PG	FG%	3FG%	FT%
16.8	9.8	2.1	1.6	2.9	0.8	51.6%	24.0%	72.5%



#32 · AMELIA HASSETT · F · SR · 6-4

PPG	RPG	APG	SPG	BPG	3PG	FG%	3FG%	FT%
9.7	5.8	1.9	0.8	1.6	2.3	37.0%	30.3%	90.9%

The only player in the nation with at least 15.0 PPG & 9.0 RPG.

The only player in the nation with at least 16.0 PPG, 9.0 RPG & 2.5 BPG.

2025-26 KENTUCKY ROSTER

NUMERICAL

No.	Name	Hometown / HS / Previous School	Pos.	Ht.	Yr.
0	Jordan Obi	Hartford, Conn. / Choate Rosemary Hall / Pennsylvania	G	6-1	Gr.
4	Lexi Blue	Orlando, Fla. / Lake Highland Prep	G	6-2	So.
5	Tonie Morgan	Tallahassee, Fla. / Florida State University School / Georgia Tech	G	5-9	Sr.
7	Teonni Key	Cary, N.C. / Cary HS / North Carolina	F	6-5	Sr.
8	Asia Boone	San Diego, Calif. / IMG Academy / Liberty	G	5-8	Jr.
11	Gabby Brooks	Harrisonburg, Va. / Blacksburg HS / Virginia Tech	G	5-10	Jr.
12	Dominika Paurová	Mladá Boleslav, Czech Republic / DME Academy / Oregon State	G	6-1	R-So.
13	Clara Strack	Buffalo, N.Y. / Hamburg HS / Virginia Tech	C	6-5	Jr.
15	Elsa Vadfors	Hudiksvall, Sweden	C	6-5	Fr.
20	Kaelyn Carroll	Dedham, Mass. / Tabor Academy	F	6-3	Fr.
32	Amelia Hassett	Albury, New South Wales, Australia / Tumut HS / Eastern Florida State	F	6-4	Sr.
33	Josie Gilvin	Louisville, Ky. / Sacred Heart Academy / WKU	G	6-0	Sr.

ALPHABETICAL

No.	Name	Hometown / HS / Previous School	Pos.	Ht.	Yr.
4	Lexi Blue	Orlando, Fla. / Lake Highland Prep	G	6-2	So.
8	Asia Boone	San Diego, Calif. / IMG Academy / Liberty	G	5-8	Jr.
11	Gabby Brooks	Harrisonburg, Va. / Blacksburg HS / Virginia Tech	G	5-10	Jr.
20	Kaelyn Carroll	Dedham, Mass. / Tabor Academy	F	6-3	Fr.
33	Josie Gilvin	Louisville, Ky. / Sacred Heart Academy / WKU	G	6-0	Sr.
32	Amelia Hassett	Albury, New South Wales, Australia / Tumut HS / Eastern Florida State	F	6-4	Sr.
7	Teonni Key	Cary, N.C. / Cary HS / North Carolina	F	6-5	Sr.
5	Tonie Morgan	Tallahassee, Fla. / Florida State University School / Georgia Tech	G	5-9	Sr.
0	Jordan Obi	Hartford, Conn. / Choate Rosemary Hall / Pennsylvania	G	6-1	Gr.
12	Dominika Paurová	Mladá Boleslav, Czech Republic / DME Academy / Oregon State	G	6-1	R-So.
13	Clara Strack	Buffalo, N.Y. / Hamburg HS / Virginia Tech	C	6-5	Jr.
15	Elsa Vadfors	Hudiksvall, Sweden	C	6-5	Fr.

COACHES & SUPPORT STAFF

Kenny Brooks	Head Coach
Lindsey Hicks	Associate Head Coach
Radville Autukaite	Assistant Coach & Recruiting Coordinator
Josh Petersen	Assistant Coach
Ciara Gregory	Director of Recruiting Operations & Assistant Coach
Will Sims	Director of Player Development & Assistant Coach
Kendall Dillard	Director of Scouting & Program Analytics
Kevin Konopasek	Director of Strength & Conditioning and Athletic Performance for Women's Basketball
Tim Clark	Special Assistant and Chief of Staff
Jake Spencer	Director of Creative Content
Kendyl Brooks	Operations Coordinator
Taylor Soule	Program Assistant
Hannah Orens	Graduate Assistant
Courtney Jones	Sr. Athletic Trainer
Carrie Marshall	Staff Support Associate
Josh Ray	Academic Counselor
Xaymara Gonzalez Adams	Dietitian
Dr. Scott D. Mair	UK Healthcare Team Physician
Dr. Kimberly Kaiser	Primary Care Team Physician
Dr. Kyle Smoot	Associate Head Team Physician
Tiffany Smith Massey	Women's Basketball Administrator
Rachel Baker	Senior Woman Administrator
Emma Anderson	Associate Director of Athletics Marketing
Cami Moore Williams	Associate Director of Athletics Communications & Public Relations

PRONUNCIATIONS

Amelia Hassett	HASS-it
Teonni Key	Tee-AHN-ee
Tonie Morgan	TOE-nee
Dominika Paurová	DAW-mi-ni-kah PAR-oh-va
Elsa Vadfors	VAHD-forz
Radville Autukaite	RAD-ville-ay OH-to-KAY-ta

BY CLASS

Graduate Students (1)

Jordan Obi

Seniors (4)

Josie Gilvin
Amelia Hassett
Teonni Key
Tonie Morgan

Juniors (3)

Asia Boone
Gabby Brooks
Clara Strack

Sophomores (2)

Lexi Blue
Dominika Paurová

Freshmen (2)

Kaelyn Carroll
Elsa Vadfors

BY HEIGHT

5-8	Asia Boone
5-9	Tonie Morgan
5-10	Gabby Brooks
6-0	Josie Gilvin
6-1	Jordan Obi
	Dominika Paurová
6-2	Lexi Blue
6-3	Kaelyn Carroll
6-4	Amelia Hassett
6-5	Teonni Key
	Clara Strack
	Elsa Vadfors

2025-26 KENTUCKY TV / RADIO CHART



JORDAN OBI **0**

G - 6-1 - Gr.
Hartford, Conn.
(Choate Rosemary Hall / Penn)




LEXI BLUE **4**

G - 6-2 - So.
Orlando, Fla.
(Lake Highland Prep)



TONIE MORGAN **5**

G - 5-9 - Sr.
Tallahassee, Fla.
(Florida State University Schools /
Georgia Tech)



TEONNI KEY **7**

F - 6-5 - Sr.
Cary, N.C.
(Cary High School / North
Carolina)



ASIA BOONE **8**

G - 5-8 - Jr.
San Diego, Calif.
(IMG Academy / Liberty)



GABBY BROOKS **11**

G - 5-10 - Jr.
Harrisonburg, Va.
(Blacksburg High School /
Virginia Tech)



**DOMINIKA
PAUROVÁ** **12**

G - 6-1 - R-So.
Mladá Boleslav, Czech
Republic
(DME Academy / Oregon State)



CLARA STRACK **13**

C - 6-5 - Jr.
Buffalo, N.Y.
(Hamburg High School /
Virginia Tech)



ELSA VADFORS **15**

C - 6-5 - Fr.
Hudiksvall, Sweden



**KAELYN
CARROLL** **20**

F - 6-3 - Fr.
Dedham, Mass.
(Tabor Academy)



**AMELIA
HASSETT** **32**

F - 6-4 - Sr.
Albury, New South Wales,
Australia
(Tumut HS / E. Fla. State College)




JOSIE GILVIN **33**

G - 6-0 - Sr.
Louisville, Ky.
(Sacred Heart Academy /
Western Kentucky)



KENNY BROOKS

Head Coach
Second Season at Kentucky



LINDSEY HICKS

Associate Head Coach
Second Season at Kentucky




RADVILE AUTUKAITE

Assistant Coach &
Recruiting Coordinator
Second Season at Kentucky




JOSH PETERSEN

Assistant Coach
Second Season at Kentucky



CIARA GREGORY

Director of Recruiting
Operations &
Assistant Coach
Second Season at Kentucky




WILL SIMS

Director of Player
Development &
Assistant Coach
Second Season at Kentucky



KENDALL DILLARD

Director of Scouting &
Program Analytics
Second Season at Kentucky



KEVIN KONOPASEK

Director of Strength &
Conditioning and Athletic
Performance
Second Season at Kentucky

NATIONAL POLLS (WEEK 10)

THE ASSOCIATED PRESS TOP 25

1	UConn(28)	15-0
2	Texas(4)	17-0
3	South Carolina	15-1
4	UCLA	14-1
5	Oklahoma	14-1
6	KENTUCKY	15-1
7	Vanderbilt	15-0
8	Maryland	15-1
9	Michigan	11-2
10	Louisville	14-3
11	Iowa State	14-1
12	LSU	14-2
13	TCU	14-1
14	Iowa	12-2
15	Michigan State	14-1
16	Baylor	13-3
17	Texas Tech	16-0
18	Ole Miss	14-3
19	Ohio State	13-2
20	Tennessee	10-3
21	USC	10-4
22	North Carolina	13-4
23	Washington	12-2
24	Princeton	13-1
25	Nebraska	13-2

Other UK opps receiving votes: **Alabama 13, Georgia 5**

USA TODAY/COACHES TOP 25

1	UConn (28)	15-0
2	Texas (3)	17-0
3	South Carolina	15-1
4	UCLA	14-1
5	Oklahoma	14-1
6	Vanderbilt	15-0
7	KENTUCKY	15-1
8	Maryland	15-1
9	Michigan	12-2
10	TCU	14-1
11	Louisville	14-3
12	LSU	14-2
13	Iowa State	14-1
14	Iowa	13-2
15	Michigan State	14-1
16	Baylor	13-3
17	Ole Miss	14-3
18	North Carolina	13-4
19	Ohio State	13-2
20	Texas Tech	16-0
21	USC	10-4
22	Tennessee	10-3
23	Washington	12-2
24	Alabama	15-1
25	Notre Dame	10-4

Other UK opps receiving votes: **Auburn 2**

BY THE BIG BLUE NUMBERS

Kenny Brooks' Career Wins

555

Wins in Kentucky Women's Basketball history

944

1,000-Point Career Scorers

3

All-Time Wins in Historic Memorial Coliseum

511

Newcomers in 2025-26

5

Seasons of Varsity Status

52

The Tallest Team in Kentucky's and Kenny Brooks' History

6'1

Straight Semesters with an Overall Team GPA Above a 3.0 since Fall 2013

25

Kenny Brooks' Losing Seasons in 24 Years as a Head Coach

1

International Players and Coaches in 2025-26

4

NCAA Tournament Appearances (since 2009-10)

13

Kenny Brooks' WNBA Draft Picks (since 2015)

7

GAME NOTES

KENTUCKY-ALABAMA

THE SERIES

- Kentucky leads Alabama in the all-time series, 37-19, which officially began in 1978.
 - UK leads UA in Tuscaloosa, 14-11.
- The Wildcats and the Crimson Tide have split the last four meetings, with the Cats taking the most recent appointment, 65-56, in Lexington on Jan. 30, 2025.
 - Prior to the last four meetings, the Cats had won 11 straight from 2015-22.
- The last time UK won two straight was in 2021 and 2022.

THE CONNECTIONS

- Kentucky's associate head coach Lindsey Hicks played for Kristy Curry at Purdue from 2001-04.
 - Later on, Coach Hicks was Coach Curry's video coordinator at Alabama in 2013-14 and 2014-15.

HOT OFF THE PRESS

- Tonie Morgan, senior point guard, was named the **USBWA Ann Meyers Drysdale National Player of the Week**, **March Madness Starting Five of the Week** and the **SEC Player of the Week** for her 42 points, 26 assists, 3 turnovers and over 65.0 percent shooting from the field in Kentucky's wins over #5/5 LSU and Missouri.

NET NOTES

- The Wildcats are No. 7 in the current NET as of Jan. 6.
 - The Cats have three "top wins" with a 10-point triumph at No. 21/19 Louisville, who was No. 14 in the first NET, a 16-point triumph at Miami, who was No. 49 in the first NET, and a 2-point win at No. 5/5 LSU, who also was No. 5 in the NET.
 - The Cats also have one "tough loss" with an eight-point defeat against No. 7/6 Maryland, who was No. 10 in the NET.
 - Also worth noting, Kentucky led Maryland in FG%, 3s, rebounds, assists and blocks in that game, and even cut a 20-point deficit to an eight-point loss... but Kentucky went 6-of-8 FT while Maryland went 21-of-23 FT. Also, Kentucky had 20 TOs, while Maryland had 13 TOs.
 - Also worth noting, Kentucky played Maryland while their own Kaylene Smikle was still healthy. She led the Terps in scoring in that game (22 pts).
- **ROAD WARRIORS:** One contributing factor to ranking No. 7 in the NET could be UK's nonconference, road game schedule in 2025-26. UK played seven games away from home in its first 12 games of the season, while it went 5-0 in true road games and 1-1 in neutral site games during that stretch.
 - UK held three of its five nonconference, true road game opponents to 48 points or fewer. Prior to this season, UK has only accomplished that defensive scoring feat three times total in the last 16 seasons (from 2009-10 to 2024-25).

A "top win" is anything over a top 50 RPI team and "tough loss" is a loss by no more than 10 points to a top 75 team.

SHOULD THE CATS WIN...

- Should Kentucky defeat Alabama on Thursday, it would improve to 16-1 for the second straight season.
 - It would tie four other seasons as the best start through 17 games in program history, also starting out 16-1 in 2024-25, 2012-13, 1982-83 and 1980-81.
 - It would mark the first time UK has gotten off to a 16-1 start in consecutive seasons in program history.
- This season was the fastest to 10 wins by date in program history, while keeping in mind the program didn't start playing games in the first week of November until 2017-18. From 2006-07 to 2016-17, games began the second week of November. Prior to that, they began the third and fourth weeks of November, even occasional the first week of December.

UK IN NCAA/ SEC STATS

TEAM (AS OF JAN. 6)

Category	NCAA Rank	SEC Rank	Stat
Ast/TO Ratio	4	2	1.84
Asts/game	17	5	19.3
Bench/game	225	12	18.3
Blks/game	2	1	7.8
FG%	34	8	46.2
FG% defense	7	4	32.8
Fouls/game	60	6	14.8
FT Attempts	250	16	15.50
FT%	97	4	73.0
FT Made/game	217	16	11.31
Reb. margin	17	5	11.4
Def. Rebs/game	25	7	29.4
Off. Rebs/game	100	12	13.5
Rebs/game	29	7	42.94
Scoring Def.	3	1	52.1
Scoring Margin	14	6	28.8
Scoring Off.	23	6	80.9
Steals/game	321	16	6.4
3FG Atm./game	11	2	29.1
3FG%	126	10	32.0
3FG% defense	57	5	27.4
3FG/game	18	3	9.3
TO margin	61	10	4.31
TOs Forced	287	15	14.75
TOs/game	4	2	10.4
W-L%	5	3	93.8

INDIVIDUAL (AS OF JAN. 6)

NCAA	NAT'L	SEC	VALUE
Assist-Turnover Ratio			
Tonie Morgan	6	2	3.51
Assists			
Tonie Morgan	1	1	144
Assists Per Game			
Tonie Morgan	1	1	9.0
Blocks			
Clara Strack	3	2	46
Blocks Per Game			
Clara Strack	5	2	2.9
Amelia Hasset	55	6	1.6
Teonni Key	90	12	1.4
Double-Doubles			
Clara Strack	6	3	8
Field Goal Makes			
Clara Strack	23	7	110
Field Goal Percentage			
Clara Strack	69	11	51.6
Free Throw Percentage			
Tonie Morgan	209	14	76.7
Points Per Game			
Clara Strack	90	12	16.8
Rebounds			
Clara Strack	15	5	157
Rebounds Per Game			
Clara Strack	29	6	9.8
Three Pointers Per Game			
Asia Boone	35	2	2.8
Amelia Hasset	104	8	2.3

KENTUCKY WHEN...

	ALL	SEC
Leading or tied at halftime	15-0	2-0
Trailing at halftime	0-1	-
Leading or tied after 3Q	14-0	1-0
Trailing after 3Q	1-1	1-0
Leading or tied w/ 5 mins. remaining	14-0	1-0
Trailing w/ 5 mins. remaining	1-1	1-0
Shoot 50 percent or higher	5-0	-
Shoot 60 percent or higher	-	-
Shoot less than 50 percent	10-1	2-0
Shoot higher percentage than opp.	14-1	1-0
Shoot lower percentage than opp	1-0	1-0
Opp. shoot 50 percent or higher	-	-
Opp. shoot 60 percent or higher	-	-
Opp. shoot worse than 50 percent	15-1	2-0
Score less than 60 points	-	-
Score 60 or more points	15-1	2-0
Score 70 or more points	14-0	2-0
Score 80 or more points	8-0	1-0
Score 90 or more points	4-0	-
Score 100 or more points	2-0	-
Opp. score less than 50 points	8-0	-
Opp. score 50 or more points	7-1	2-0
Opp. score 60 or more points	3-1	1-0
Opp. score 70 or more points	1-1	1-0
Opp. score 80 or more points	-	-
Opp. score 90 or more points	-	-
Opp. score 100 or more points	-	-
Outrebound or same as opponent	15-1	2-0
Outrebounded by opponent	-	-
Commit fewer turnovers than opp.	11-0	1-0
Commit same turnovers as opp.	2-0	-
Commit more turnovers than opp.	2-1	1-0
Commit single digit turnovers	7-0	1-0
Force 20 or more turnovers	3-0	-
Force 25 or more turnovers	-	-
Force 30 or more turnovers	-	-
Make 6 or more 3-pointers	11-1	2-0
Make 10 or more 3-pointers	7-1	1-0
Make 5 or fewer 3-pointers	4-0	-
Opp. make 6 or more 3-pointers	3-1	-
Opp. make 5 or fewer 3-pointers	12-0	2-0
Game decided by 10 pts or less:	3-1	1-0
Game decided by 1-5 pts:	1-0	1-0
Game decided by 6-10 pts:	2-1	-
Game decided by 11-15 pts:	-	-
Game decided by 16+ pts:	12-0	1-0
Overtime games:	-	-
Televise games (not including + games):	4-0	1-0
SEC Network	2-0	1-0
ESPN2	1-0	-
CW	1-0	-
Games vs. ranked op (AP or Coaches):	2-1	1-0
Games vs. Top 10 (AP or Coaches):	1-1	1-0
Games vs. RV op (AP or Coaches):	0-0	-
Games following a loss:	1-0	-
Games following a win:	13-1	2-0
More points in the paint than opp.:	13-1	1-0
Fewer points in the paint than opp.:	2-0	1-0
Same points in the paint than opp.:	-	-
More bench points than opp.:	6-1	1-0
Fewer bench points than opp.:	8-0	1-0
Same bench points as opp.:	1-0	-
More 2nd-chance points than opp.:	13-1	1-0
Fewer 2nd-chance points than opp.:	1-0	-
Same 2nd-chance points as opp.:	1-0	1-0
More points off turnovers:	12-0	1-0
Fewer points off turnovers:	2-1	-
Same points off turnovers:	1-0	1-0
At least one UK player scores 10+:	15-1	2-0
At least two UK players score 10+:	15-1	2-0
At least three UK players score 10+:	14-1	2-0
At least four UK players score 10+:	11-0	1-0
At least five UK players score 10+:	3-0	-
At least six UK players score 10+:	1-0	-
All five UK starters score 10+:	1-0	-
At least two UK players score 20+:	-	-
At least two UK plyrs log double-double:	5-0	2-0
On Monday:	1-0	-
On Tuesday:	1-0	-
On Wednesday:	2-1	-
On Thursday:	2-0	1-0
On Friday:	2-0	-
On Saturday:	2-0	-
On Sunday:	5-0	1-0
In November:	8-1	-
In December:	5-0	-
In January:	2-0	2-0
In February:	-	-
In March:	-	-
In April:	-	-

SHOW STOPPERS

THE GAME

- Kentucky handed No. 5/5 LSU its first loss of the season, as the Wildcats defeated the Tigers, 80-78, in Baton Rouge in the conference opener on New Year's Day. Tonie Morgan, senior guard, scored the game-winning buzzer beater on a 3 with under a second left in the game.
 - The Wildcats had a 17-5 deficit in the first four minutes of the game, then used a 13-0 run to take an 18-17 lead just under the two-minute mark of the first quarter.
- The triumph marked UK's highest-ranked road win in program history.
- UK became just the second team in the country with a top-five win this season (also Texas).
 - UK scored its most points in a true road game against a top-five opponent (80 points) since Dec. 18, 2011 at No. 3 Notre Dame (83).
 - It marked the first time since at least 2002-03 that UK had four players score at least 15 points against a top-five opponent.

THE PERFORMANCES

- Tonie Morgan became the only DI women's player since at least 2002-03 to have at least 24 points, 12 assists and 0 turnovers against an AP Top 5 opponent.
 - She is just the second DI women's player since 2002-03 to have at least 24 points and 12 assists in a true road game against an AP Top 5 opponent (also Iowa's Caitlin Clark at No. 2 Ohio State on Jan. 23, 2023).
 - She is the first UK player since at least 2002-03 to have at least 24 points and 12 assists in a single game.
- Teonni Key became the first SEC player to have at least 17 points and 16 rebounds in a true road game against an SEC team in the AP Top 5 since LSU's Sylvia Fowles at No. 2 Tennessee on March 3, 2007.
 - She is the first UK player since at least 2002-03 to have at least 17 points and 16 rebounds in a true road game against an AP Top 5 opponent.
- Asia Boone became the first UK player since at least 2002-03 to make at least five 3s in a true road game against an AP Top 5 opponent.

THE TRIPLETS

THEY'RE BACK

- The Wildcats returned 46.7% of its scoring and 70.85% of its rebounding in **The Triplets alone.**
 - Not to mention, the Cats concluded last season as the nation's leader in blocks (7.0), with Clara Strack, Teonni Key and Amelia Hassett pacing the team.
 - **FUN FACT:** Last season, Kenny Brooks sometimes refers to The Triplets as the "Venus flytrap" because they force opponents take tough, altered shots.
- The Triplets - through just 16 games in 2025-26 - are performing well this season against their stats from last season.
 - **FUN FACT:** Sometimes Brooks jokes that we may need to update this name to "The Quadruplets" and include **Jordan Obi**, who despite playing as our No. 2, she was primarily a post player during her four years at Penn. Kentucky's starting lineup is extremely versatile.

THE TRIPLETS LAST SEASON (& THIS SEASON)

Player	PPG	RPG	APG	BPG	3PG	FG%
Clara Strack	15.4 (16.8)	9.7 (9.8)	2.5 (2.1)	2.4 (2.8)	0.5 (0.8)	48.8% (51.6%)
Teonni Key	11.4 (11.0)	8.3 (6.5)	1.5 (1.1)	1.7 (1.4)	0.4 (0.1)	50.4% (54.9%)
Amelia Hassett	8.6 (9.7)	7.9 (5.8)	1.9 (1.9)	1.3 (1.6)	1.8 (2.3)	40.3% (37.0%)

(more on this note on next page)

GLASS CLEANERS

- The Wildcats concluded last season as **the only** team in the nation to have three players averaging at least 7.9 rpg.
 - Clara Strack - 9.7 rpg, Teonni Key - 8.3 rpg, Amelia Hassett - 7.9 rpg
- UK concluded the season as **one of only two** teams in the nation to have two players averaging at least 8.3 rebounds per game.
- The Triplets were all averaging more than 9.0 rpg at one point last season, just the fifth trio in NCAA DI women's basketball history to set that benchmark.

BEEN AROUND THE BLOCK

- Kentucky returned its three leading shot blockers from a team that contributed to a **nation-leading** 7.0 bpg in 2024-25.
 - Clara Strack - 73 blks, Teonni Key - 53 blks, Amelia Hassett - 39 blks
- In fact, Strack and Key combined for 4.1 blocks per game by the end of last season, which alone was more than 299 DI teams at the conclusion of 2024-25.
- Last season, Kentucky broke the single-season school record in blocks (218), which was 37 more than the previous school record set in 2012-13.
 - Moreover, Strack individually set the single-season school records in blocks (73) and blocks per game (2.4) and the single-game school record in blocks (8 at Oles Miss on Feb. 10).

BACK ON THE BLOCK

- The Wildcats extended their block party into 2025-26, currently second in the nation in blocks per game through the Jan. 6 (7.8).
 - Through Jan. 6, Kentucky is the only team in the nation with three players with at least 1.36 blocks per game each (Strack, Key, Hassett).
 - Through Jan. 6, Kentucky has the second, sixth and 12th best shot blockers in the league with Clara Strack leading the effort at fifth in the nation and second in the league at 2.9.
- Since the start of the Kenny Brooks era - the start of last season - UK now has six games with at least 12 blocks in that time frame, including two already this season.
 - Prior to last season, Kentucky had **three such games in program history**:

TOP-10, SINGLE-GAME TEAM BLOCKS IN PROGRAM HISTORY

Rank	Value	Game
1.	19	North Carolina A&T (12/6/06)
2.	16	Northern Kentucky (11/7/24)
3.	14	at Oklahoma (2/2/25)
4.	12	USC Upstate (11/12/25)
	12	Morehead State (11/3/25)
	12	Liberty (3/21/25)
	12	USC Upstate (11/4/24)
	12	Wright State (3/22/14)
	12	Tennessee State (12/22/05)
10.	11	at Buffalo (11/9/25) (tied with four others)

IN OUR "CLARA ERA"

ABOUT LAST SEASON...

- Clara Strack, who played in a **new conference** with a **new team** in a **new role** as just a sophomore last season, is back as a junior 2025-26. Here is a look back on some of her sophomore superlatives in 2024-25:
 - SEC Defensive Player of the Year ... All-SEC Defensive Team ... All-SEC Second Team ... Lisa Leslie Center of the Year Top 10 Finalist ... ESPN's Third-Ranked Newcomer of the Year ... Ann Meyers Drysdale National Player of the Week (Dec. 3, 2024) ... Finished the season as the SEC leader in blocks (73) and bpg (2.4), second in the SEC in rpg (9.7), fourth in the SEC in double-doubles (15) and eighth in the SEC in FG% (48.8) ... Set school records in single-season blocks (73), single-season bpg (2.4), single-game FG% (11-11 vs. Tennessee) and single-game blocks (8 at Ole Miss).
- She was the only DI player to do each of the following at least once in a game last season (25 pts, 16 rbs, eight asts, eight blks, five stls, 3 3FGM).

(more on this note on next page)

KENTUCKY UNDER KENNY BROOKS

	Total
Home Games	23-3
Memorial Coliseum	23-3
Road Games	12-4
Neutral Sites	3-2
SEC Games	13-5
Home	7-2
Road	6-3
Regular season, nonconference	24-2
Home	15-0
Road	6-1
Neutral	3-1
vs. ranked teams in nonconference	3-2
SEC Tournament	0-1
NCAA Tournament	1-1
Leading or tied at halftime	34-4
Trailing at halftime	4-5
Shoot 50 percent or higher	12-0
Shoot less than 50 percent	26-9
Shoot higher percentage than opp.	34-3
Shoot lower percentage than opp	4-6
Shooting same percentage as opp	--
Opp. shoots worse than 50 percent	38-9
Opp. shoots 50 percent or higher	--
Score fewer than 60 points	0-5
Score 60 or more points	38-4
Score 70 or more points	36-1
Score 80 or more points	20-0
Score 90 or more points	8-0
Score 100 or more points	2-0
Opp. scores fewer than 30 points	--
Opp. scores fewer than 40 points	3-0
Opp. scores fewer than 50 points	12-0
Opp. scores fewer than 60 points	22-0
Opp. scores 60 or more points	16-9
Opp. scores 70 or more points	6-4
Opp. scores 80 or more points	2-1
Opp. scores 90 or more points	--
Outrebounds or same as opponent	31-5
Outrebounded by opponent	7-4
Commits fewer turnovers than opp.	25-2
Commits same turnovers as opp.	2-1
Commits more turnovers than opp	11-6
Force 30 or more turnovers	--
Makes 6 or more 3-pointers	29-5
Makes 10 or more 3-pointers	17-1
Makes 5 or fewer 3-pointers	9-4
Game decided by 10 pts or fewer	8-6
Game decided by 1-5 pts	2-2
Game decided by 6-10 pts	7-4
Game decided by 11-15 pts	2-1
Game decided by 16+ pts	27-2
Overtime games	1-1
Televised games (not including + games)	12-8
Games vs. ranked opponents (AP or Coaches)	7-7
Games vs. top 10 ranked opponents (AP or Co.)	1-5
Games vs. RV opponents (AP or Coaches)	2-1
Games following a loss	6-2
Games following a win	30-7
More points in the paint than opp	26-2
Fewer points in the paint than opp	10-7
Same points in the paint than opp	2-0
More bench points than opp	12-2
Fewer bench points than opp	25-7
Same bench points as opp	1-0
More 2nd-chance points than opp	25-4
Fewer 2nd-chance points than opp	12-5
Same 2nd-chance points as opp	1-0
On Monday	4-1
On Tuesday	3-0
On Wednesday	3-1
On Thursday	8-3
On Friday	4-1
On Saturday	5-0
On Sunday	11-3
In November	15-1
In December	9-1
In January	9-1
In February	4-3
In March	1-3
In April	--

DOUBLE-DOUBLES

Points / Rebounds

Clara Strack (8)

15 pts, 15 rbs	Morehead State	11/03/25
27 pts, 12 rbs	at Buffalo	11/09/25
18 pts, 16 rbs	USC Upstate	11/12/25
15 pts, 13 rbs	at Marshall	11/15/25
17 pts, 13 rbs	Purdue	11/18/25
17 pts, 10 rbs	at #21/19 Louisville	11/22/25

24 pts, 11 rbs	Hofstra	12/28/25
19 pts, 10 rbs	Missouri	01/04/26

Teonni Key (3)

17 pts, 12 rbs	at Buffalo	11/09/25
17 pts, 11 rbs	Central Michigan	12/07/25
17 pts, 16 rbs	at #5/5 LSU	01/01/26

Jordan Obi (2)

15 pts, 15 rbs	Morehead State	11/03/25
13 pts, 10 rbs	at Belmont	12/14/25

Amelia Hassett (1)

19 pts, 10 rbs	at Belmont	12/14/25
----------------	------------	----------

Points / Assists

Tonie Morgan (4)

11 pts, 16 asts	USC Upstate	11/12/25
12 pts, 11 asts	Central Michigan	12/07/25
24 pts, 12 asts	at #5/5 LSU	01/01/26
18 pts, 14 asts	Missouri	01/04/26

Performances listed together are consecutive games.

- She also became the only SEC player since at least 2002-03 – and the first NCAA DI player since 2009-10 – to have at least 429 pts, 266 rbs, 76 asts, 70 blks and 20 stls in a regular season last season.
 - She became the only SEC player since at least 2002-03 to have at least 236 pts, 150 rbs, 41 blks, 35 asts and 12 stls in a SEC regular season.

STRACK IS SO BACK

- This season, the Wildcat is already a Wooden Award Top 25 Watch List selection, USBWA Ann Meyers Drysdale Player of the Week (Nov. 25), SEC Player of the Week (Nov. 25), 2x Preseason All-SEC candidate, Naismith Trophy Player of the Year Watch List candidate and a Lisa Leslie Center of the Year Watch List candidate.
 - Through 16 games, Strack is averaging 16.8 ppg, 9.8 rpg, 2.1 apg, 2.9 bpg (fifth in the nation), 1.6 spg, eight double-doubles, shooting 51.6% from the field.
 - She is the only player in the nation with at least 16.0 ppg, 9.0 rpg and 2.5 bpg.
 - She became the only UK player, since at least 2002-03, to have six double-doubles within the first seven games of a season.
- As of Dec. 29, Strack is one of two player's in Division I (also Sarah Strong, UConn) to have at least 675 points, 425 rebounds, 100 blocks, 100 assists and 45 steals since the start of last season.
- Take a peek at some of her most interesting game highlights so far this season:
 - Missouri on Jan. 4: After making a career-high three 3s and three blocks, she became the first SEC player to have at least three 3s and three blocks in the same game since Aliyah Boston of South Carolina on Dec. 31, 2020.
 - Hofstra on Dec. 28: She became the first SEC player to have at least 24 points, 11 rebounds and seven blocks in a single game since Teaira McCowan of Mississippi State on Nov. 6, 2018.
 - at No. 21/19 Louisville on Nov. 22: She earned her fifth straight double-double.
 - Purdue on Nov. 18: She became the only DI women's player, since at least 2002-03, to have at least 17 points, 13 rebounds, five blocks, two assists and one made 3 in a single game.
 - at Buffalo on Nov. 9: She became the only UK player to have at least 27 points, 12 rebounds, four blocks, two assists and one steal in a game since at least 2002-03. Also in that game, she became just the fourth SEC player to have those numbers in a game since at least 2002-03 (and the first since South Carolina's Alaina Coates vs. Kentucky on Feb. 4, 2016).

POINT CENTER

- Clara Strack is one of the best passing centers in the nation.
 - Since her first game under head coach Kenny Brooks at UK, she has dished out multiple assists in 32 of her last 47 games, including 11 of 16 in 2025-26.
 - She set a career-high eight assists against NKU on Nov. 7, 2025.
- **FUN FACT:** She trained and played like a guard growing up because she didn't hit her growth spurt until later in high school.

DEEP IN HER BAG

- The 6-5 versatile center also has made at least one 3 in nine of 16 games this season.
 - Since the start of last season, she has the most games with at least one made 3 among players 6-5 or taller in DI women's basketball (22) as of Jan. 6, 2026.
 - She has had two SEC games - one last season and one this season - making a career-high three 3s.
 - **FUN FACT:** Brooks says often that he is less concerned about her making 3s right now as he is getting her comfortable to shoot 3s in a game right now. He isn't just preparing her to be versatile for the college game, but he is preparing her for her professional career, too. As evident in practice, she is actually one of the better 3-point shooters on the team, but getting comfortable shooting them in a game is the next step for her (and its only a matter of time before they start falling).

HOMETOWN HERO

- Clara Strack had a career-high 27 points on 64.3 percent shooting in her **Homecoming Game** at Buffalo on Nov. 9, which the versatile center paired with 12 rebounds, four blocks, two assists and a steal.
 - She became the first UK player to record as many as 27 points, 12 rebounds, four blocks, two assists and one steal in a game since at least 2002-03, while she is just the fourth SEC player to have those numbers in a game since at least 2002-03 (and the first since South Carolina's Alaina Coates in 2016).
 - But she became the lone SEC player to have those numbers while also making a 3-pointer since at least 2002-03.
- Hamburg High School, where she became the first girls' basketball player to go Division I and has school records for most points in a game (male or female) (47 as a junior), most points in a season (637 as a junior) and most career points (male or female) (1,775), hosted a meet and greet for her and the team the night before.
 - More than a hundred folks and media members came out to take pictures, get autographs and meet Strack and the team.

TONIE MORGAN: LEADING THE NATION

ANOTHER VETERAN RUNNING POINT

- Kentucky - and the former point guard himself Kenny Brooks - found success with a veteran running the one last season so it added another for 2025-26.
 - FUN FACT:** When asked if Tonie Morgan can fill Georgia Amooore's shoes in a preseason interview, Kenny Brooks affectionately said, "I didn't ask Tonie to fill Georgia's shoes, I asked her to bring her own shoes."
- Tonie Morgan, a 5-9 point guard, played the last three seasons at Georgia Tech, appearing in 96 games and making 95 starts. She combined for for 1,261 points, 543 rebounds, 468 assists and 116 steals, becoming a three-time, all-conference team talent.
 - She is coming off her junior season in 2024-25, where she averaged 13.7 ppg, 4.5 rpg, 5.6 apg and 1.0 spg and shot 48.9% from the field.

BEST OF THE BEST

- Through Jan. 6, 2025-26, Tonie Morgan is the only **player in the nation averaging at least 13.0 ppg and 9.0 apg.**
- She is **first** in the nation in assists (144) and **first** in assists per game (9.0).
 - While she has six games with at least 10 assists this season, **she has three games with at least 11 assists and zero turnovers.** She leads the nation with the most 10+ assists and 0 turnover games this season.
 - She is the first SEC player since at least 2002-03 to have three games with at least 10 assists and 0 turnovers in a single season.
 - She is tied for the second-most games in a single-season with at least 10 assists and 0 turnovers by any DI women's player since 2002-03 (Baylor's Niya Johnson had six such games in 2014-15).
- The Wildcat has 612 career assists, which is ranked third among all active players in all divisions, while the two players ahead of her are in their fifth years. Her 5.5 career assists per game are sixth among all active players in all divisions.

SCORING THREAT

STEPPING UP

- While Tonie Morgan spent the first handful of games directing the offense and looking for others' shots first, she has since eased into a dynamic scoring threat.
- She has led the team in scoring on a team-lead-tying five occasions, including a team-lead-tying three 20+ point games.
 - In a recent **four**-game stretch (at Louisville through at Miami), she led the team in scoring in three out of four games, including putting up two 20+ point games.
 - During that same stretch, she shot at least 50.0 percent from the field in the 3-of-4 games and at least 40.0 percent from the field in 4-of-4 games.
 - During that same stretch, she shot 62.5 percent from the arc (5-8).
 - ...and over the last **10** games, she is averaging 16.6 ppg on 54.5 percent shooting (at Louisville through Missouri).

(more on this note on next page)

20-POINT SCORING GAMES

Clara Strack (3)		
27 points	at Buffalo	11/09/25
26 points	Wright State	12/19/25
24 points	Hofstra	12/28/25
Tonie Morgan (3)		
22 points	vs. #7/6 Maryland	11/26/25
20 points	at Miami	12/03/25
24 points	at #5/5 LSU	01/01/26
Asia Boone (1)		
21 points	vs. Morgan State	11/28/25
Amelia Hassett (1)		
20 points	USC Upstate	11/12/25

Performances listed together are consecutive games.

AWARDS / HONORS

Teonni Key

- Preseason All-SEC Second Team by the Coaches

Tonie Morgan

Weekly Awards

- SEC Player of the Week (Jan. 6)
- USBWA Ann Meyers Drysdale National Player of the Week (Jan. 6)
- March Madness Starting Five of the Week (Jan. 6)

Annual Awards

- Nancy Lieberman Point Guard of the Year Pre-season Top 20 Watch List

Jordan Obi

- Cheryl Miller Small Forward of the Year Pre-season Top 20 Watch List

Clara Strack

Weekly Awards

- USBWA Ann Meyers Drysdale National Player of the Week (Nov. 25)
- SEC Player of the Week (Nov. 25)

Annual Awards

- Wooden Award Top 25 Midseason Watch List
- Preseason All-SEC Second Team by the Media
- Preseason All-SEC Second Team by the Coaches
- Jersey Mike's Naismith Trophy Women's College Player of the Year Watch List
- Lisa Leslie Center of the Year Preseason Top 20 Watch List

3-POINT SHOOTING

- Tonie Morgan has already made 13 3s on 43.3 percent shooting.
 - For perspective, she made just 15 last season on 24.6 percent shooting, just 15 as a sophomore on 25.4 percent shooting and just eight as a freshman on 19.0 percent shooting.
- That includes a couple strong performances like 4-of-5 against No. 7/6 Maryland and 3-of-3 in a triumph at No. 5/5 LSU.
 - ...and how could we forget, the game-winning buzzer beat-er in Baton Rouge, [which she executed perfectly to game plan](#) (click the link for video).

SCHOOL RECORD 16 ASSISTS & 0 TURNOVERS

- Tonie Morgan proved she “brought her own shoes” in an early performance against USC Upstate on Nov. 12, when the senior guard dished out 16 assists and had **no** TOs.
 - Her 16 assists tied the 43-year-old, single-game school record set by Patty Jo Hedges in 1982.
 - In fact, no UK player had even made as many as 12 assists since 2015.
- Just before that game, she had back-to-back games of nine assists vs. Monmouth on Nov. 6 and at Buffalo on Nov. 9. She became the only UK player to have at least nine assists twice within the first three games of a season since at least 2002-03.

HER BIGGEST ASSIST YET

- Tonie Morgan had a very, merry charitable Christmas break in her hometown of Tallahassee.
 - She gifted five local athletes \$100 gift cards to Academy Sports.
 - She donated \$500 worth of winter coats to families in need.
 - She teamed up with Anthony Robinson, Missouri men’s basketball player also from Tallahassee, to give Florida High new scorers tables .
 - She donated to The Alexis House, a cause close to her heart.

3 FOR ME

- Since the start of the Kenny Brooks era - the start of last season - his teams have had seven performances on the top-10, single-game, team 3s list in program history, **including three performances in 2025-26:**

TOP-10, SINGLE-GAME TEAM 3FGM IN PROGRAM HISTORY

Rank	Value	Game
1.	18	vs. Mississippi State (1/2/25)
2.	17	vs. Monmouth (11/6/25)
3.	16	at Alabama (1/9/20)
4.	15	Wright State (12/19/25)
	15	at Vanderbilt (1/5/25)
6.	14	USC Upstate (11/9/25)
	14	at Oklahoma (2/2/25)
	14	vs. Mississippi State (1/8/12)
	14.	vs. Mississippi State (1/3/21)
10.	13	vs. Arkansas (1/26/25)

(more on this note on next page)

- Brooks has said numerous times that he wouldn’t call this team a “3-point shooting team” but through 16 games it has already knocked down 149, while its 9.3 3PG is third in the Southeastern Conference and ranks 18th in the nation.
 - **For context, through 16 games last season, his team had 142 3s...** and that was a squad that - in that time - set the single-game team school record against Mississippi State (18) **and** made the second most 3s in program history at the end of the season (251), which was just one shy of tying the single-season school record of 252 set in 2019-20.
- Fast forward to this season, UK dropped 17 3s against Monmouth on Nov. 6, which set a new second-most in program history.
 - Lexi Blue scored a career-high and team-high 18 points on 6-of-7 from 3... she even made her first six attempts to sit 6-of-6 going into the fourth quarter.
 - Her 85.7 3FG% is the highest in a UK game (with a min. of seven attempts) since March 26, 2013 (85.7 3FG% – also 6-of-7 – by A’dia Mathies vs. Dayton).
- The Wildcats are 17-1 under head coach Kenny Brooks when they make at least 10 3s.
 - The Cats are 7-1 this season when they make at least 10 3s.

SHOOTERS SHOOT

- Kentucky has had seven different leading scorers through 16 games this season, including five different leading scorers through the first five games in 2025-26.
- UK has scored at least 72 points in at least 14 of its first 16 games of a season for the first time since 2009-10.
- The Wildcats have had a better FG% in 15 of their 16 games this season, even their lone loss.
 - Four of five regular starters are averaging above 50.0 per-cent shooting from the field.
- **THIRD-QUARTER BLITZ:** UK has credited its “third-quarter blitz” in numerous wins this season.
 - Through 16 games this season, UK’s best FG% period is the third quarter (48.1% avg), its second-best FG% defense period is the third quarter (32.3% avg), its second-best scoring offense is in the third quarter (329), its second-best scoring defense is in the third quarter (206) and its largest margin of points scored is in the third quarter (+123).
 - In eight of the last 12 games (at Marshall through at Missouri), UK’s best scoring run of those games also was in the third quarter.

UNDERRATED DEFENSE...

- The Wildcats have allowed 59 points or less in at least 12 of their first 16 games of a season for the first time since 2009-10.
- Since the start of the Kenny Brooks era - the start of last season - Kentucky has held:
 - 11 of its 47 opponents to 30.0% shooting or under, including 6-of-16 in 2025-26.
 - 21 of its 47 opponents to 35.0% shooting or under, including 10-of-16 in 2025-26.
 - 37 of its 47 opponents to 40.0% shooting or under, including 15-of-16 in 2025-26.
 - Last season, UK held 13-of-16 league opponents to under 40.0% shooting.

(more on this note on next page)

- 43 of its 47 opponents to less than 45.0% shooting, including 15-of-16 in 2025-26.
- **...and all 47 of its opponents to under 50.0% shooting, including 16-of-16 in 2025-26.**
- Meanwhile, UK has held exactly half - eight of its 16 - opponents to fewer than 50 points this season.
- The Wildcats ranked high in the nation and Southeastern Conference in several defensive categories at the end of last season, while they're hanging tough through 16 games in 2025-26:

DEFENSIVE RANKINGS AT THE END OF 2024-25 (& THIS SEASON)

Stat	Nat'l	SEC	Value
Blocks Per Game	1 (2)	1 (1)	7.0 (7.8)
3FG % Defense	15 (57)	1 (5)	27.2 (27.4)
Field-Goal % Defense	13 (7)	2 (4)	36.2 (32.8)
Defensive Rebounds	11 (25)	2 (7)	29.2 (29.4)
Scoring Defense	143 (3)	4 (1)	63.4 (52.1)

THE SPREAD

- Since the start of the Kenny Brooks era - the start of last season:
 - 35 of UK's 38 wins have come by at least eight points, including 14-of-15 wins in 2025-26.
 - That's a stat that includes **all 11** of its Southeastern Conference wins in 2024-25.
 - 33 of UK's 38 wins have come by at least nine points, including 13-of-15 wins in 2025-26.
 - 31 of UK's 38 wins have come by at least 10 points, including 13-of-15 wins in 2025-26.
 - 26 of UK's 38 wins have come by at least 16 points, including 12-of-15 wins in 2025-26.
- Kentucky had nine regular-season nonconference wins by at least 27 points this season, the most in a single season since at least 2001-02.

FOUR ALL-CONFERENCE, UPPERCLASSMEN GUARDS

- The Wildcats graduated a veteran backcourt in All-American Georgia Amoore and clutch shooter Dazia Lawrence but it added four All-Conference, upperclassmen guards in 2025-26, including three from the transfer portal and one coming off injury, to go with a returning, veteran frontcourt.
 - **Tonie Morgan (2022-2024 at Georgia Tech)**
 - 2025 All-ACC Second Team ... 2024 All-ACC Second Team ... 2024 ACC All-Tournament Second Team ... 2023 ACC All-Freshman Team
 - **Asia Boone (2023-2024 at Liberty)**
 - 2025 All-CUSA Second Team ... 2025 CUSA All-Tournament Team ... 2024 CUSA All-Tournament Team ... 2024 CUSA All-Freshman Team ... 2024 CUSA Freshman of the Year
 - **Josie Gilvin (2022-2024 at Western Kentucky)**
 - 2025 All-CUSA Second Team ... 2025 All-CUSA Defensive Team
 - **Jordan Obi (2021-2024 at Penn)**
 - 2024 All-Ivy First Team ... 2023 All-Ivy Second Team ... 2022 All-Ivy Second Team

LONG AWAITED...

- Jordan Obi, a 6-1 graduate guard from Hartford, Connecticut, sat out last season - her first season in the Bluegrass - with an Achilles rupture.
 - She spent the previous four seasons at Penn from 2021-24. In just three seasons playing - Ivy League winter sports were canceled her freshman season because of the coronavirus outbreak - and 83 games there, she averaged 13.7 points per game, 7.6 rebounds per game, 1.9 assists per game, 1.0 blocks per game and 0.9 steals per game.
 - She became the 25th player in program history to eclipse 1,000 career points and became the seventh fastest to do so in just 74 games.
- Well, 598 days later, she at last played again in Kentucky's season opener against Morehead State on Nov. 3.
 - The grad guard recorded 15 points, a career-high-tying 15 rebounds, one assist and one block.
 - She became the first Kentucky player to have at least 15 points and 15 rebounds in their Kentucky debut since Evelyn Akhator vs. Rice on Nov. 13, 2015.

THE KEY INGREDIENT

- Teonni Key – who averaged just 2.5 ppg and 2.5 rpg in just 9.9 minutes per game in her previous two seasons at UNC (2022-23, 2023-23) – reset her career high multiple times in every category last season at Kentucky, including:
 - In points three times (last 20), rebounds six times (last 15), assists (5), field-goal makes five times (last 8), field-goal attempts four times (last 16), three-point field-goal makes three times (2), three-point field-goal attempts three times (4) and blocks three times (last 6)
- Key contributed 11.4 points per game, 8.3 rebounds per game (seventh in the SEC), 1.7 blocks per game (fifth in the SEC) and 1.7 assists per game in 2024-25.
 - Her 1.7 blocks per game are third in program history.
- She recorded the first double-double of her college career on 11 points and 13 rebounds against Wofford on Nov. 12, 2024, going on to record 12 total through 31 games in 2024-25.
 - She even put together three straight double-doubles twice on the season.

MCDONALD'S ALL-AMERICAN KAELYN "KK" CARROLL

- Kaelyn "KK" Carroll, a 6-3, five-star wing from Dedham, Massachusetts, brings shooting ability, basketball IQ and size to the table. Including the McDonald's All-American Game, the freshman arrives to the Bluegrass off a decorated year in 2024-25:
 - 2025 McDonald's All-American Game
 - 2025 Jordan Brand Classic Game
 - 2024 Wootten 150 Camp
 - 2024 USA Basketball Women's U18 National Team trials
 - 2024 Under Armour Next Elite showcase
 - 2024-25 New England Preparatory School Athletic Council (NEPSAC) 3A Player of the Year
 - 2024-25 All-New England First Team
 - 2024-25 All-Independent School League (ISL) First Team
- KK played a career-high 24 minutes in a recent game against Morgan State on Nov. 28, and she scored a career-high 15 points on 5-of-10 from 3.

1K CLUB

With point guard Tonie Morgan leading the way, UK boasts three players with 1,000-plus career points, while four others are more than halfway there:

1K Club (as of Jan. 6)

Player	Points	Previous School(s)
Tonie Morgan	1,484	Georgia Tech
Amelia Hassett	1,341	Eastern Florida State College
Jordan Obi	1,315	Penn
Clara Strack	896	Virginia Tech
Asia Boone	844	Liberty
Josie Gilvin	696	Western Kentucky
Teonni Key	636	North Carolina

OUR STATE

- Kentucky earned a road win at No. 21/19 Louisville, 72-62, in mid-November for its second straight triumph over the in-state rival.
 - First time UK has had back-to-back wins over UofL since 2014 and 2015.
 - First time UK has had back-to-back 10+ point wins over UofL since 1999 and 2000.
 - First time UK has had had back-to-back wins over ranked UofL teams since 2013 and 2014.
 - Kenny Brooks is the first UK head coach to defeat UofL on back-to-back tries since Sharon Fanning in 1987-88 and 1988-89.
- UK defeated UofL for its largest margin of victory at UofL since Jan. 20, 1999 (13pts).
- The Wildcats had their best shooting percentage of the first quarter (57.1%), first half (55.2%) and fourth quarter (54.5%) this season.
- UK went on a 20-4 run in the third quarter to earn an 18-point lead during that time.

“CAUGHT OUR EYE” NONCONFERENCE POSTGAME NOTES

- In Kentucky’s win over Hofstra, 80-42, at home on Dec. 28, it snapped the Pride’s 113-game streak of making at least one 3-pointer.
- In Kentucky’s win over Central Michigan, 82-55, at home on Dec. 7, three players shot at least 70.0 percent with at least nine attempts (Teonni Key - 8/10, Clara Strack - 7/9, Jordan Obi - 7/10).
 - It marked the only time - since at least 2002-03 - Kentucky has had three players shoot at least 70% from the field (min. 9 attmp.) in the same game.
- In Kentucky’s win over Purdue, 76-35, at home on Nov. 18, UK put up its best field-goal percentage defense (20.0 percent) in a game since March 2, 2007 (also 20.0 percent).
 - Also in that game, UK tied the school record for fewest points allowed in a half against a Power Conference opponent after holding PU to just nine points in the second half (5 in the third quarter, 4 in the fourth quarter). It was the most since holding Jackson State to just seven points in the second half in 2015, which is the school record.

(more on this note on next page)

- In Kentucky’s win at Buffalo, 81-47, on the road on Nov. 9, it marked UK’s largest margin of victory in a true road game (34 points) since at Ole Miss on Feb. 20, 2020 (42 points). And it marked its largest margin of victory in a nonconference true road game since at Wagner on Nov. 10, 2013 (39 points).
 - It also marked the first game that Kentucky has had two players with at least 17 points, 12 rebounds, two assists and one steal in the same game (Key and Strack) since at least 2002-03.
 - Kenny Brooks became the first head coach in program history to lead Kentucky to a 3-0 start in each of their first two seasons at the helm.
- In Kentucky’s win over Monmouth, 104-46, at home on Nov. 6, the Wildcats eclipsed 100 points in a game for the first time since defeating Evansville, 100-62, on Dec. 5, 2017, while their 104 points were the most since defeating Morehead State, 112-57, on Nov. 18, 2015.
 - The Wildcats had their largest margin of victory (+58) since Dec. 19, 2020 (61+ against Wofford).
 - UK shot 58.2 percent from the field, the highest in the head coach Kenny Brooks era and the highest since Dec. 18, 2018 (58.6% vs. Western Carolina). UK had its best shooting percentage from 2FG with 71.0 percent (22-of-31) since Jan. 25, 2018 (71.%8 – 28-of-39 – vs. Alabama).
- In Kentucky’s win over Morehead State, 75-59, in the season opener at home on Nov. 3, two players had a double-double in the game – Strack (15 pts, 15 rbs) and Obi (15 pts, 15 rbs).
 - It marked the first time that Kentucky has had teammates with at least 15 points and 15 rebounds each in the same game since at Texas A&M on Feb. 28, 2016 (Evelyn Akhator, Alexis Jennings).

NO. 4 RECRUITING CLASS

- The Wildcats and head coach Kenny Brooks have signed the No. 4 recruiting class in the nation for Fall 2026, including five-star guard and Team USA Gold Medalist Maddyn Greenway (No. 13), five-star forward Savvy Swords (No. 19) and four-star guard Emily McDonald (No. 23).

BREAD & BUTTER

The Wildcats concluded last season in the top 15 in the nation - and first or second in the Southeastern Conference - in six categories:

Top 20 in the Nation at the end of 2024-25

Stat	Nat'l	SEC	Value
Blocks Per Game	1	1	7.0
Def. Reb. Per Game	11	2	29.2
FT %	13	1	78.2
Field Goal % Def.	13	2	36.2
3FG % Defense	15	1	27.2
Assist/TO Ratio	15	2	1.28

TALL BALL

- This is Kentucky's tallest team in program history and Kenny Brooks' tallest team in his 24 seasons as a head coach.
 - You may be thinking... I thought last season's team was Kentucky's and Brooks' tallest team? Well... it used to be!
 - The Wildcats have just three players that are between 5-foot-8 and 5-foot-10, while they have nine players at least 6-foot.
- With Kentucky's average height of 6'1 7/16", it is the second tallest team in the league only behind South Carolina's 6'1 13/16".

HAVIN' A RECORD YEAR

- In Kenny Brooks' first season in the Bluegrass last season, he led a team that broke 12 school records in 2024-25. Those include:
 - Team Records
 - Single-Season Blocks Record (218)
 - Single-Season 3FGA Record (788)
 - Single-Game 3FGM Record (18)
 - Single-game 3FGA Record 36
 - Single-Game FT% Record (12-of-12)
 - Individual Records
 - Single-Season 3FGA Record (232 by Georgia Amoore)
 - Single-Season Assists Record (213 by Georgia Amoore)
 - Single-Season Blocks Record (73 by Clara Strack)
 - Single-Season Blocks Per Game Record (2.4 by Clara Strack)
 - Single-Game Scoring Record (43 points by Georgia Amoore)
 - Single-Game FG% Record (11-of-11 by Clara Strack)
 - Single-Game Blocks Record (8 by Clara Strack)

WHAT. A. FIRST. YEAR.

- Kenny Brooks' first season at the helm of the Kentucky Wildcats was nothing short of sensational, as evident by being named the **2025 Sporting News' National Coach of the Year**.
- He hit the ground running in Spring 2024, recruiting 11 players and hiring 11 coaches and staffers that would end up being competitive in a conference that was new to almost all of them.
 - That collection would go on to earn a 23-8 overall record in 2024-25, including an 11-5 mark in the Southeastern Conference to finish in fourth place in the loaded league.
 - In the process, Brooks tied the late Terry Hall as the quickest head coaches in program history to reach their first 20 wins at UK (24 games).
 - Brooks also joined Hall as just the second head coach in program history to begin their first season at UK undefeated through seven games.
- The Wildcats, who earned five ranked triumphs, ranked as high as No. 8 in the Associated Press poll on the season, while they went on to earn the four seed and double bye at the SEC Tournament and the four seed and hosting privileges in the NCAA Tournament.
 - The Cats broke or tied 12 school records before ending the season as the nation's leader in blocks per game (7.0).

- Meanwhile, star-studded point guard Georgia Amoore went on to earn consensus All-America, Nancy Lieberman Point Guard of the Year Top Five Finalist, ESPN Newcomer of the Year, SEC Newcomer of the Year and All-SEC First Team – among others – before being picked No. 6 overall in the 2025 WNBA Draft by the Washington Mystics, while his sophomore center Clara Strack earned Lisa Leslie Center of the Year Top 10 Finalist, SEC Defensive Player of the Year, All-SEC Second Team and SEC All-Defensive Team.
- The excitement abounded for the program Brooks built off the court, too, with reserved season tickets selling out prior to the season, and four home games, including its final three home games, selling out in advance of the tip times.
- Also off the court, Brooks' team assembled a 3.59 GPA in Fall 2024, the program's highest GPA in 10 years (outside of the covid-affected semester in Spring 2020).

KENNY BROOKS' FIRST SEC REGULAR SEASON

- In 2024-25, Kentucky and Kenny Brooks turned heads in the Southeastern Conference regular season.
 - Kentucky had its best scoring margin in Southeastern Conference regular-season action (+8.5 ppg) since 2012-13 (then +13.9 ppg).
 - Kentucky had its best scoring defense in SEC regular-season action (65.8 ppg) since 2018-19 (then 60.6 ppg).
 - UK won eight SEC games by at least 14 points, the second most in a single season in program history (the 2009-10 team had eight such wins).
 - The Wildcats scored their most points in SEC regular-season action (1,189) since 2012-13 (then 1,231).
 - This is the only UK team to shoot at least 45.0 percent from the field in SEC regular-season action since at least 2002-03.
 - UK had its best FG% defense in SEC regular-season action (37.56%) since at least 2002-03.
 - UK had its best 3FG% defense in SEC regular-season action (27.3%) since at least 2002-03.
 - The Wildcats had their largest win improvement in SEC regular-season action from the previous season in program history (+7 wins).
 - Kentucky had its fewest SEC road losses (3) since 2018-19 (2).

THE MAGIC "80"

- UK holds a remarkable 403-26 (.939) record when scoring 80 points or more since 1974, including 8-0 in 2025-26.
 - Last season, UK went 12-0 when scoring 80+ points.
 - Last season, UK went 7-0 in league action when scoring 80+ points.
 - Six league games scoring at least 80 points tied the 2013-14 team for the most in a single season in program history.
- The last loss came when UK fell to DePaul on Dec. 9, 2021, 94-85.

UK IN OVERTIME

- UK is 32-30 all-time in overtime games.

WILDCATS SHINE IN THE CLASSROOM

- The Wildcats have had a 3.0 team GPA or better each of the last 25 semesters, including a 3.427 in Fall 2025.
 - **FUN FACT:** The Cats recorded a 3.593 GPA in Fall 2024, Kenny Brooks' first semester as a head coach at Kentucky, which marked the program's highest semester GPA in a decade (outside of the covid-affected semester in Spring 2020).

KENTUCKY ALL-TIME

- Kentucky is 944-617 (.605) in its 52nd season of varsity competition.

KENTUCKY ALL-TIME AT HOME

- Kentucky is 551-202 (.732) all-time at home, including:
 - 511-175 (.745) all-time in Memorial Coliseum
 - 36-28 (.563) all-time in Rupp Arena
 - 4-0 (1.000) at the Clive M. Beck Center
 - 0-1 (0.000) at the Davis-Reid Alumni Gym
- If you do the math, you will notice UK's losses in Memorial Coliseum, Rupp Arena, Clive M. Beck Center (Transylvania) and the Davis-Reid Alumni Gym are two more than UK has home losses.
 - That reason is UK's NCAA Tournament Sweet 16 game vs. Washington at Rupp Arena on March 25, 2016 and its NCAA Tournament game vs. Indiana on March 18, 1983 at Memorial Coliseum cannot count towards UK's home record.

SPECIALTY STATS

POINTS FROM

PP - Points in the Paint; POT - Points off Turnovers; 2nd - Second-Chance Points; FB - Fast Break Points; BP - Bench Points

Opponent	KENTUCKY / OPPONENT				
	POT	PP	2nd	FB	BP
Morehead State	13/10	38/20	22/3	11/2	14/15
Monmouth	24/5	34/22	18/12	2/4	47/12
at Buffalo	27/9	44/22	22/9	10/10	16/21
USC Upstate	26/5	32/10	16/6	16/3	19/23
at Marshall	23/17	30/20	14/5	1/12	19/19
Purdue	13/4	18/16	7/2	9/0	14/15
at #21/19 Louisville	10/12	40/24	13/8	4/7	3/9
vs. #7/6 Maryland	18/20	26/20	8/7	6/21	15/4
vs. Morgan State	31/0	50/10	16/2	17/4	44/13
at Miami	25/11	30/20	13/9	5/0	8/11
Central Michigan	15/5	46/26	6/7	9/2	17/13
at Belmont	9/20	30/20	16/11	12/2	4/9
Wright State	20/6	24/28	19/5	6/6	28/17
Hofstra	20/0	24/22	12/4	6/0	12/11
at #5/5 LSU	10/10	30/34	18/4	7/13	18/7
Missouri	9/5	30/24	7/7	0/4	14/16
TOTAL	293/137	526/238	227/81	121/90	292/215

CLUTCH FREE THROWS

Final three minutes of regulation and final two minutes overtime

Player	FT-FTA	Pct.
Teonni Key	2-2	1.000
Tonie Morgan	11-12	0.900
Josie Gilvin	5-6	0.833
Asia Boone	2-4	0.500
Clara Strack	2-3	1.000
Kaelyn Carroll	1-2	0.500
Lexi Blue	0-2	0.000
TOTAL	23-31	0.742

KENTUCKY QUARTER / HALF HIGHS

POINTS	OVERALL	SEC
1Q	31 vs. Wright State	24 vs. Missouri
2Q	31 vs. Monmouth	19 at LSU
1H	57 vs. Wright State	41 at LSU
3Q	30 vs. Morgan State	19 at LSU
4Q	28 at Buffalo	20 (2x) last Missouri
2H	54 vs. Morgan State	39 at LSU

FG PERCENTAGE	OVERALL	SEC
1Q	66.7% (10-15) vs. Hofstra	52.9% (9-17) at LSU
2Q	64.7% (11-17) vs. Monmouth	40.0% (6-15) vs. Missouri
1H	56.3% (18-32) vs. Central Michigan	45.7% (16-35) vs. Missouri
3Q	72.2% (13-18) vs. Morgan State	44.4% (8-18) at LSU
4Q	57.1% (8-14) vs. Morgan State	46.7% (7-15) vs. Missouri
2H	65.6% (21-32) vs. Morgan State	42.4% (14-33) at LSU

3FGS MADE	OVERALL	SEC
1Q	5 vs. USC Upstate	3 vs. Missouri
2Q	6 vs. Wright State	2 vs. Missouri
1H	10 vs. Wright State	5 vs. Missouri
3Q	5 (2x) last vs. Hofstra	3 at LSU
4Q	5 (2x) last vs. Purdue	4 vs. Missouri
2H	10 vs. Monmouth	6 vs. Missouri

OPPONENT QUARTER / HALF LOWS

POINTS	OVERALL	SEC
1Q	4 by Monmouth	17 by Missouri
2Q	4 by USC Upstate	11 by Missouri
1H	15 by USC Upstate	28 by Missouri
3Q	5 by Purdue	12 by Missouri
4Q	4 by Purdue	12 by Missouri
2H	9 by Purdue (<i>ties school record</i>)	24 by Missouri

FG PERCENTAGE	OVERALL	SEC
1Q	7.7% (1-13) by Monmouth	42.9% (6-14) by Missouri
2Q	8.3% (1-12) by USC Upstate	23.5% (4-17) by Missouri
1H	16.1% (5-31) by Monmouth	32.3% (10-31) by Missouri
3Q	11.1% (2-18) by Purdue	27.8% (5-18) by Missouri
4Q	10.5% (2-19) by Purdue	26.7% (4-15) by Missouri
2H	10.8% (4-37) by Purdue	27.3% (9-33) by Missouri

STARTING LINEUP RECORDS

TEAM	G	G	G/F	F	C	RESULT
MOREHEAD STATE	MORGAN	OBI	HASSETT	KEY	STRACK	W, 75-59
MONMOUTH	MORGAN	OBI	HASSETT	KEY	STRACK	W, 104-46
at Buffalo	Morgan	Obi	Hassett	Key	Strack	W, 81-47
USC UPSTATE	MORGAN	OBI	HASSETT	KEY	STRACK	W, 90-30
at Marshall	Morgan	Obi	Hassett	Key	Strack	W, 76-44
PURDUE	MORGAN	OBI	HASSETT	KEY	STRACK	W, 76-35
at #21/19 Louisville	Morgan	Obi	Hassett	Key	Strack	W, 72-62
vs. #7/6 Maryland	Morgan	Obi	Hassett	Key	Strack	L, 74-66
vs. Morgan State	Morgan	Obi	Hassett	Key	Strack	W, 101-39
vs. Miami	Morgan	Obi	Hassett	Key	Strack	W, 64-48
CENTRAL MICHIGAN	MORGAN	OBI	HASSETT	KEY	STRACK	W, 82-55
at Belmont	Morgan	Obi	Hassett	Key	Strack	W, 64-48
WRIGHT STATE	MORGAN	BOONE	OBI	HASSETT	STRACK	W, 96-53
HOFSTRA	MORGAN	BOONE	OBI	HASSETT	STRACK	W, 80-42
at #5/5 LSU	Morgan	Obi	Hassett	Key	Strack	W, 80-78
MISSOURI	MORGAN	OBI	HASSETT	KEY	STRACK	W, 74-52

RECORD BY LINEUPS:

13-1	Morgan	Obi	Hassett	Key	Strack
2-0	Morgan	Boone	Obi	Hassett	Strack

Bold indicates last starting lineup used

COMEBACK CATS (LARGEST COMEBACKS)

- 19 Miami (Ohio), 53-34, 16:27 in second half, (won, 77-71) 11/21/00
- 18 Miami (Ohio), 14:35 in second half, (won, 108-102, OT) 12/21/02
- 18 Middle Tenn., 31-13, 3:54 in first half, (won, 68-66) 1/8/89
- 17 Oregon State, 38-21, 2:29 in first half (won 73-70) 11/25/04
- 17 WKU, 30-47, 17:09 in second half, (won 76-63) 12/22/03
- 17 Villanova, 19-2, 11:52 in first half (won 63-54) 12/29/96
- 16 Florida, 30-14, 8:09 in second quarter (won 81-75) 01/15/23
- 16 Louisville, 32-16, 6:44 in first half (won 77-68) 12/7/14
- 16 South Carolina, 30-46 in second half, (won, 78-74) 2/14/13
- 16 Vanderbilt, 53-37, 11:19 in second half (won, 74-68) 1/6/89
- 16 Ole Miss, 24-8, 6:51 in first half (won, 69-61) 2/8/07
- 15 South Carolina, 45-30, 4:45 in third quarter (won, 64-62) 03/06/22
- 15 Mississippi State, 72-57, 7:10 in fourth quarter (won, 81-74) 2/15/22
- 15 Mississippi State, 54-39, 15:18 in second half (won, 76-67) 3/6/15
- 14 Baylor, 40-26, 18:31 in the second half (won, 74-64) 11/17/14
- 14 Louisville, 21-7, 11:16 in first half (won 69-64) 12/1/13
- 14 Louisville, 35-21, 15:08 in second half (won, 48-47) 2/2/12
- 14 Florida, 20-6, 12:46 in first half (won, 71-67) 3/2/12
- 14 Mississippi St., 40-26, 18:52 in second half (won, 76-65) 3/6/10
- 14 Xavier, 40-26, 18:49 in second half (won, 67-62) 3/24/05
- 14 Toledo, 32-18, 5:43 in second half (won, 85-76) 3/24/90
- 14 Auburn, 22-8, 8:36 in first half (won 91-90 2OT) 2/2/86
- 14 Indiana, 28-14, 6:44 in second quarter (won 72-68) 12/6/2020

WHEN WAS THE LAST TIME ...

SCORING

A player scored 40+ points: 43, Georgia Amoore at Oklahoma, 2-2-25
A player scored 30+ points: 34, Georgia Amoore vs. Liberty, 3-21-25
A player scored 25+ points: 26, Clara Strack vs. Hofstra, 12-28-25
Player came off the bench to score 20 or more points: 21, Asia Boone vs. Morgan State, 11-28-25
Two players score 20 or more points in a game: 24, Georgia Amoore; 25, Clara Strack at Georgia, 1-19-25
Three players had 20 or more points in a game: 25, Maddie Scherr; 22, Saniah Tyler; 20, Amiya Jenkins vs. Lipscomb, 12-21-23
Two players score 25 or more points in a game: 27, Georgia Amoore; 28, Dazia Lawrence vs. Mississippi State, 1-2-25
Two players score 30 points or more in a game: n/a
A player record eight or more consecutive 20-plus point games: 8 by Rhyne Howard (20 at Arkansas, 2-9-20; 26 vs. MSU, 2-16-20; 21 at Ole Miss, 2-20-20; 24 vs. SC, 2-23-20; 25 vs. UGA, 2-27-20; 26 at VU, 3-1-20; 24 vs. Tennessee, 3-6-20; 26 vs. Miss. St., 3-7-20)
A player record six or more consecutive 20-plus point games: 6 by Georgia Amoore (20 vs. Queens, 12-9-24; 21 at Purdue, 12-14-24; 23 vs. Belmont, 12-20-24; 21 vs. WKU, 12-28-24; 27 vs. Mississippi State, 1-2-25; 24 at Vanderbilt, 1-5-25)
A player record four or more consecutive 25-plus point games: 5 by Rhyne Howard (26 vs. UofL, 12-15-19; 29 at Cal, 12-21-19; 28 at South Carolina, 1-2-20; 37 vs. Tennessee, 1-5-20; 43 at Alabama, 1-9-20)
A player record back-to-back 30-plus point games: Rhyne Howard 37 vs. Tennessee, 1-5-20; 43 at Alabama, 1-9-20
A player score 20+ points in the 1st half: 23, Georgia Amoore vs. Liberty, 3-21-25
A player score 20+ points in the 2nd half: 24, Georgia Amoore at Oklahoma, 2-2-25
A player hit a last-second shot to win the game: Tonie Morgan at LSU, 1-1-26 (hit the game-winning 3-pointer with 00.05 remaining in the contest to put Kentucky up 80-78)
A freshman score 25 points or more: 25, Rhyne Howard vs. Missouri, 3-8-19
All five starters in double figures: vs. USC Upstate, 11-12-25; (20) Amelia Hassett, (18) Clara Strack, (12) Jordan Obi, (12) Asia Boone, (11) Tonie Morgan, (10) Teonni Key
No player scored in double figures: vs. NC State, 11-23-23
5 or more players score in double figures: vs. Central Michigan, 12-7-25; (17) Teonni Key, (14) Jordan Obi, (14) Clara Strack, (12) Tonie Morgan, (11) Asia Boone
6 or more players score in double figures: vs. USC Upstate, 11-12-25; (20) Amelia Hassett, (18) Clara Strack, (12) Jordan Obi, (12) Asia Boone, (11) Tonie Morgan, (10) Teonni Key
7 or more players score in double figures: 8 vs. Lipscomb (11-21-13) - Stallworth (14), Walker (10), Thompson (16), Goss (18), Evans (12), O'Neill (11), Pinkett (15), Harper (12)

DOUBLE-DOUBLES

A player record a double-double: Clara Strack (19pts/10rbs), Tonie Morgan (18pts/14asts) vs. Missouri, 1-4-26
10-20 Game: Ajae Petty (23pts/21rbs) vs. Vanderbilt, 1-11-24
15-15 Game: Teonni Key (17pts/16rbs) at LSU, 1-1-26
20-20 Game: Ajae Petty (23pts/21rbs) vs. Vanderbilt, 1-11-24
20-10 Game: Tonie Morgan (24pts/12asts) at LSU, 1-1-26
20-15 Game: Clara Strack (23pts/15rbs) vs. Tennessee, 2-27-25
30-10 Game: Ajae Petty (33pts/15rbs) vs. Tennessee Tech, 12-3-23
30-15 Game: Ajae Petty (33pts/15rbs) vs. Tennessee Tech, 12-3-23
More than one player with a double-double in the same game: Clara Strack (19pts/10rbs), Tonie Morgan (18pts/14asts) vs. Missouri, 1-4-26
Three players with a double-double in the same game: Alexis Jennings (28pts, 13rbs), Evelyn Akhator (12pts/16rbs), Makayla Epps (21pts/11rbs/12asts) vs. Morehead State, 11-18-15
More than one player record back-to-back double-doubles: Teonni Key (16pts/13rbs), Clara Strack (25 pts/10 rbs) vs. Arizona State, 11-26-24; Teonni Key (12pts/10rbs), Clara Strack (25pts/15rbs) vs. Illinois, 11-27-24

Double-Double in Points and Rebs: Clara Strack (19pts/10rbs) vs. Missouri, 1-4-26
Double-Double in Points and Assists: Tonie Morgan (18pts/14asts) vs. Missouri, 1-4-26
Double-Double in Points and Blocks: n/a
Double-Double in Points and Steals: Chasity Patterson (17pts/10stls) vs. Wofford, 12-19-20
A player record three straight double-doubles: 5 by Clara Strack (17pts/10rbs) at Louisville, 11-22-25; (17pts/13rbs) vs. Purdue, 11-18-25; (15pts/13rbs) at Marshall, 11-15-25; (18pts/16rbs) vs. USC Upstate, 11-12-25; (27pts/12rbs) at Buffalo, 11-9-25
A player record four or more consecutive double-doubles: 5 by Clara Strack (17pts/10rbs) at Louisville, 11-22-25; (17pts/13rbs) vs. Purdue, 11-18-25; (15pts/13rbs) at Marshall, 11-15-25; (18pts/16rbs) vs. USC Upstate, 11-12-25; (27pts/12rbs) at Buffalo, 11-9-25
A player record five or more consecutive double-doubles: 5 by Clara Strack (17pts/10rbs) at Louisville, 11-22-25; (17pts/13rbs) vs. Purdue, 11-18-25; (15pts/13rbs) at Marshall, 11-15-25; (18pts/16rbs) vs. USC Upstate, 11-12-25; (27pts/12rbs) at Buffalo, 11-9-25
A player record a triple-double in a game: (3rd in school history) Rhyne Howard, vs. Winthrop, (22pts/10ast/10 rbs) 11-21-21

FIELD GOALS

Made 12 FG in a game: 12, Georgia Amoore vs. Liberty, 3-21-25
Made 13 FG in a game: 15, Georgia Amoore at Oklahoma, 2-2-25
Made 14 FG in a game: 15, Georgia Amoore at Oklahoma, 2-2-25
Made 15 FG in a game: 15, Georgia Amoore at Oklahoma, 2-2-25
Made 16 FG in a game: 18, Makayla Epps vs. Mississippi State, 1-12-15
Made 17 FG in a game: 18, Makayla Epps vs. Mississippi State, 1-12-15
Made 18 FG in a game: 18, Makayla Epps vs. Mississippi State, 1-12-15
A player record a perfect game (at least five FGs made): *Clara Strack (11-of-11) vs. Tennessee, 2-27-25

FIELD GOALS ATTEMPTED

Attempted 20 FG in a game: 21, Clara Strack at Belmont, 12-14-25
Attempted 21 FG in a game: 21, Clara Strack at Belmont, 12-14-25
Attempted 22 FG in a game: 23, Georgia Amoore vs. Kansas St., 3-23-25
Attempted 23 FG in a game: 23, Georgia Amoore vs. Kansas St., 3-23-25
Attempted 24 FG in a game: 24, Georgia Amoore vs. Liberty, 3-21-25
Attempted 25 FG in a game: 27, Georgia Amoore vs. Oklahoma, 3-7-25
Attempted 26 FG in a game: 27, Georgia Amoore vs. Oklahoma, 3-7-25
Attempted 27 FG in a game: 27, Georgia Amoore vs. Oklahoma, 3-7-25
Attempted 28 FG in a game: 30, Makayla Epps vs. Miss. State, 1-12-15
Attempted 29 FG in a game: 30, Makayla Epps vs. Miss. State, 1-12-15

THREE-POINTERS

A player with 5 in a game: 5, Asia Boone at LSU, 1-1-26
A player with 6 in a game: 6, Kaelyn Carroll vs. Wright State, 12-19-25
A player with 7 in a game: 7, Georgia Amoore at Oklahoma, 2-2-25
A player with 8 in a game: *8, Rhyne Howard vs. Auburn, 2-27-22
Attempted 10 or more in a game: 10, Amelia Hassett vs. Missouri, 1-4-26
Made 7+ in back-to-back games: *7, Rhyne Howard vs. Tennessee, 1-5-20; 7, Rhyne Howard at Alabama, 1-9-20
Made 7+ in at least three games in a season: *7, Georgia Amoore (2024-25)

FREE THROWS

Made 10 FT in a game: 13, Robyn Benton at South Carolina, 2-2-23
Made 11 FT in a game: 13, Robyn Benton at South Carolina, 2-2-23
Made 12 FT in a game: 13, Robyn Benton at South Carolina, 2-2-23
Made 13+ FT in a game: 13, Robyn Benton at South Carolina, 2-2-23
Attempted 10 FT in a game: 12, Tonie Morgan at LSU, 1-1-26
Attempted 11 FT in a game: 12, Tonie Morgan at LSU, 1-1-26
Attempted 12 FT in a game: 12, Tonie Morgan at LSU, 1-1-26
Attempted 13 FT in a game: 14, Ajae Petty vs. South Carolina, 2-25-24
Attempted 14 FT in a game: 14, Ajae Petty vs. South Carolina, 2-25-24
Attempted 15+ FTs in a game: 15, Makayla Epps vs. Miami, 11-11-16

WHEN WAS THE LAST TIME...

Hit 100% (10+ attempts): 10-of-10, Robyn Benton at Florida, 1-15-23

REBOUNDS

A player with 10+ rebounds: 10, Clara Strack vs. Missouri, 1-4-26
A player with 11+ rebounds: 16, Teonni Key at LSU, 1-1-26
A player with 12+ rebounds: 16, Teonni Key at LSU, 1-1-26
A player with 13+ rebounds: 16, Teonni Key at LSU, 1-1-26
A player with 14+ rebounds: 16, Teonni Key at LSU, 1-1-26
A player with 15+ rebounds: 16, Teonni Key at LSU, 1-1-26
A player with 16+ rebounds: 16, Teonni Key at LSU, 1-1-26
A player with 17+ rebounds: 21, Ajae Petty vs. Vanderbilt, 1-11-24
A player with 18+ rebounds: 21, Ajae Petty vs. Vanderbilt, 1-11-24
A player with 19+ rebounds: 21, Ajae Petty vs. Vanderbilt, 1-11-24
A player with 20+ rebounds: 21, Ajae Petty vs. Vanderbilt, 1-11-24
A player with 21+ rebounds: 21, Ajae Petty vs. Vanderbilt, 1-11-24
A player with 25+ rebounds: *27, Valerie Still vs. National College, 2-9-82
A player with back-to-back games with 15+ rebounds: Evelyn Akhator
 15 rebs at Alabama (1-12-17); 16 rebs vs. Georgia (1-15-17)
10+ Rebs in three consecutive games: 5, Clara Strack (Nov. 9-22, 2025)
10+ Rebs in four consecutive games: 5, Clara Strack (Nov. 9-22, 2025)
10+ Rebs in five consecutive games: 5, Clara Strack (Nov. 9-22, 2025)
10+ Rebs in six consecutive games: 7, Eleia Roddy (2008)
Two players grab 10+ rebounds in a game: 10, Jordan Obi; 16, Teonni Key at LSU, 1-1-26
Three players grab 10+ rebounds in a game: 16, Akhator; 13, Jennings; 11, Epps vs. Morehead State, 11-18-15

ASSISTS

A player with 8+ assists in a game: 14, Tonie Morgan vs. Mizzou, 1-4-26
A player with 9+ assists in a game: 14, Tonie Morgan vs. Mizzou, 1-4-26
A player with 10+ assists in a game: 14, Tonie Morgan vs. Mizzou, 1-4-26
A player with 11+ assists in a game: 14, Tonie Morgan vs. Miz, 1-4-26
A player with 12+ assists in a game: 14, Tonie Morgan vs. Miz, 1-4-26
A player with 13+ assists in a game: 14, Tonie Morgan vs. Miz, 1-4-26
A player with 14+ assists in a game: 14, Tonie Morgan vs. Miz, 1-4-26
A player with 15+ assists in a game: *16, Tonie Morgan vs. USC Upstate, 11-12-25
Two players with 8+ assists in a game: 10, Tonie Mogran; 8, Asia Boone vs. Hofstra, 12-28-25

BLOCKS

A player with 5 or more blocks in a game: 7, Clara Strack vs. Hofstra, 12-28-25
A player with 6 or more blocks in a game: 8, Clara Strack at Ole Miss, 2-10-25
A player with 7 or more blocks in a game: 8, Clara Strack at Ole Miss, 2-10-25
A player with 8 or more blocks in a game: *8, Clara Strack at Ole Miss, 2-10-25

STEALS

A player with 5 steals in a game: 5, Clara Strack at Oklahoma, 2-2-25
A player with 6 steals in a game: 6, Jada Walker vs. Alabama, 3-2-23
A player with 7 steals in a game: 7, Rhyne Howard vs. Tennessee, 2-11-21
A player with 8 steals in a game: 10, Chasity Patterson vs. Wofford, 12-19-20
A player with 9 steals in a game: 10, Chasity Patterson vs. Wofford, 12-19-20
A player with 10 steals in a game: 10, Chasity Patterson vs. Wofford, 12-19-20
A player with 11 or more steals in a game: *11, Leslie Nichols vs. Louisville, 2-14-86

MINUTES

Played every minute of a game: 40, Tonie Morgan at Belmont, 12-14-25
Played more than 40 minutes: 44:56, Georgia Amoore; 43:30, Clara Strack; 42:36, Dazia Lawrence vs. Kansas State, 3-23-25
Played more than 50 minutes: 51, Kastine Evans vs. Baylor - 4OT, 12-6-13

FOULS

Four or more UK players foul out in a game: Jennifer Humphrey, Sarah Elliott, Chanté Bowman, Brittany Edelen vs. Louisville, 12-3-06

Three or more UK players foul out in a game: Clara Strack, Teonni Key, Clara Silva at Oklahoma, 2-2-25

THE LAST TIME KENTUCKY...

Won a game by 20 or more pts: +22 (74-52) vs. Missouri, 1-4-26
Won an SEC game by 20 or more pts: +22 (74-52) vs. Missouri, 1-4-26
Won a game by 30 or more pts: +38 (80-42) vs. Hofstra, 12-28-25
Won an SEC game by 30 or more pts: +42 (94-52) at Ole Miss, 2-20-20
Won a game by 40 or more pts: +43 (96-53) vs. Wright State, 12-19-25
Won an SEC game by 40 or more points: +42 (94-52) at Ole Miss, 2-20-20
Won a game by 50 or more pts: +62 (101-39) vs. Morgan State, 11-28-25
Won an SEC game by 50 or more pts: *+53 (100-47) vs. Miss. St., 1-17-13
Won a game by 60 or more pts: +62 (101-39) vs. Morgan State, 11-28-25
Won a game by 70 or more pts: +75 (100-25) vs. Jacksonville St., 11-15-11
Scored 100 pts or more in a game: 101 vs. Morgan State, 11-28-25
Scored 100 pts or more in an SEC game: 108 vs. Ole Miss, 2-13-14
Scored 90 points or more in a game: 96 vs. Wright State, 12-19-25
Scored 90 points or more in three straight games: 96 vs. Wagner, 11-10-13; 103 vs. Georgia Southern, 11-13-13; 96 vs. Central Michigan, 11-17-13
Scored 90 points or more in four straight games: 4 - 96 vs. Wagner, 11-10-13; 103 vs. Georgia Southern, 11-13-13; 96 vs. Central Michigan, 11-17-13, 116 vs. Lipscomb 11-12-13
Scored 80 points or more in a game: 80 at LSU, 1-1-26
Scored 80 points in six straight games: 6, 87 vs. Queens, 12-9-24; 82 at Purdue, 12-14-24; 84 vs. Belmont, 12-20-24; 88 vs. WKU, 12-28-24, 91 vs. Mississippi State, 1-2-25; 96 at Vanderbilt, 1-5-25
Scored 50 points or more in the first half: 57 vs. Wright State, 12-19-25
Scored 50 points or more in the second half: 54 vs. Morgan State, 11-28-25
Scored 60 points or more in first half: 60 vs. Grambling, 12-29-13
Scored 60 points or more in second half: 62 vs. Ohio, 12-21-22
Lost a game by 20 or more points: -21 (77-56) at LSU, 3-3-24
Lost a game by 30 or more points: -30 (75-45) vs. Ole Miss, 2-29-24
Lost a game by 40 or more points: -48 (103-55) vs. S. Carolina, 2-25-24
Lost an SEC game by 40 or more pts: -48 (103-55) vs. S. Carolina, 2-25-24
Lost a game by 50 or more points: -62 (98-36) vs. S. Carolina, 1-15-24
Lost a game by 60 or more points: -62 (98-36) vs. S. Carolina, 1-15-24
Lost a game by 70 or more points: -72 (38-110) vs. Tennessee, 1-21-01
Allowed 100 points: 103 vs. S. Carolina, 2-25-24
Allowed 90 or more points: 103 vs. S. Carolina, 2-25-24
Scored fewer than 50 points: 49 vs. Texas, 2-13-25
Scored fewer than 40 points: 36 at South Carolina, 1-15-24
Scored fewer than 25 points in a half: 21 (2nd) vs. LSU, 2-23-25
Scored fewer than 20 points in a half: 18 (1st) at Auburn, 2-15-24
Held opponent to 50 points or fewer: 42 +38 (80-42) vs. Hofstra, 12-28-25
Held opponent to 40 points or fewer: 39 vs. Morgan State, 11-28-25
Held opponent to 30 points or fewer: 30 vs. USC Upstate, 11-12-25
Held opponent to 20 pts or fewer in the 1st half: 20 vs. Morgan State, 11-28-25
Held opponent to 20 pts or fewer in the 2nd half: 17 vs. Central Michigan, 11-7-25
Held SEC opp. to 20 pts or fewer in the 1st half: 19 at Florida, 1-9-25
Held an opponent to 10 points or fewer in the first half: *9 by Charleston Southern, 12-10-04
Held an opponent to 10 points or fewer in the second half: *9 vs. Purdue, 11-18-25
Won a game after trailing at the half: at Missouri, 2-20-25 (34-31)
Won a game after trailing 10+ at the half: Indiana, 12-6-20 (36-23)
Won an SEC game after trailing at the half: at Missouri, 2-20-25 (34-31)
Won after trailing at the half at home: Belmont, 12-20-24 (39-33)
Won after trailing at the half on the road: Missouri, 2-20-25 (34-31)
Scored 100 or more points and lost: n/a
Scored 80 points or more and lost: vs. DePaul, 12-9-21 (94-85)
Scored 50 points or fewer and won: 50 at Virginia, 11-16-19
Game decided by one point: vs. Kansas State, 3-23-25 (L, 80-79)
Game decided by two points: at LSU, 1-1-26 (W, 80-78)
Game decided by three points: vs. Mississippi State, 2-1-24 (L, 77-74)

WHEN WAS THE LAST TIME ...

Shot 50 percent or better vs. nonconference opponent: 50.0% (31-of-62) +38 (80-42) vs. Hofstra, 12-28-25

Shot 50 percent or better vs. SEC opponent: 51.5% (34-of-66) vs. Tennessee, 2-27-25

Shot 50 percent or better in consecutive games: 52.5% (31-of-59) vs. Lipscomb, 12-21-23; 54.4% (31-of-57) vs. Furman, 12-17-23

Shot 55 percent or better: 58.0% (40-of-69) vs. Morgan State, 11-28-25

Shot 60 percent or better: 64.7 vs. Alabama, 1-25-18

Shot 70 percent or higher in a half: 71.4 (1st half) vs. Middle Tenn., 12-15-18

Shot 60 percent or higher from 3: 60.0 vs. Middle Tenn., 12-15-18

Shot 30 percent or lower: 29.3 vs. Ole Miss, 2-29-24

Shot 20 percent or lower: 20.0 vs. Georgia, (12-of-60), 3-02-07

Shot 15 percent or lower in a half: 13.6 (1st half) vs. USC (3-of-22), 3-2-08

Held an opponent to lower than 30 percent: 29.7% (19-64) by Missouri, 1-4-26

Held an opponent to lower than 20 percent: 15.6% (7-of-45) by Jackson State, 11-29-15

Held an opponent to lower than 15 percent in a half: 10.8% (4-of-37) (2nd half) vs. Purdue, 11-18-25

Held an opponent to lower than 10 percent in a half: 8.5% (1st half) vs. Wofford, 12-19-20

Opponent shot 50 percent or better: 64.4% by S. Carolina, 2-25-24

Opponent shot 60 percent or better: 64.4% by S. Carolina, 2-25-24

Opponent shot 50 percent or better in consecutive games: Three straight - 53.3% by Tennessee, 1-7-24; 58.5% by Vanderbilt, 1-11-24; 58.8% by South Carolina 1-15-24

Did not hit a 3-pointer: vs. Arkansas, 1-4-24 (0-of-10)

Held opponent without a 3-pointer: Hofstra, 12-28-25 (0-of-3)

Held consecutive opponents without a 3-pointer: Delaware State, 11-10-12 (0-of-0) and Baylor, 11-13-12 (0-3)

Opponent hit 10 or more 3-pointers: 10 by Belmont, 12-14-25

Hit 10 or more 3-pointers: 11 vs. Missouri, 1-4-26

Hit 18 or more 3-pointers: *18 vs. Mississippi State, 1-2-25

Hit 10+ 3s in three straight games: *Four straight - Charlotte 10 (12/04), Samford 11 (12/08), Winthrop 13 (12/11), UofL (12/15)

Pulled down 60 or more rebounds: *67 vs. Morehead State, 11-18-15

Pulled down 65 or more rebounds: *67 vs. Morehead State, 11-18-15

Had 20 or more reb. than opp: 20 at Belmont, 12-14-25

Had 30 or more assists in a game: 30 vs. Merrimack, 12-5-21

Had 25 or more assists in a game: 25 vs. Central Michigan, 11-7-25

Had 20 or more assists in a game: 20 vs. Wright State, 12-19-25

Had 20 or more assists in three straight games: 3 - 25 vs. WKU, 12-28-24; 23 vs. Mississippi State, 1-2-25; 20 at Vanderbilt, 1-5-25

Had 20 or more assists in four straight games: 32 vs. Morehead St., 11-18-15; 24 vs. Colorado 11-22-15; 26 vs. Eastern Michigan 11-25-15; 22 vs. Jackson State 11-29-15

Had 20 or more assists in five straight games: 26 vs. Louisville (2/23/82); 25 vs. Alabama (2/26/82); 29 vs. LSU (2/27/82), 27 vs. Tennessee (2/28/82) and 24 vs. Illinois (3/14/82)

Had 19 or more blocks in a game: *19 vs. North Carolina A&T, 12-6-05

Had 15 or more blocks in a game: 16 vs. NKU, 11-7-24

Had 10 or more blocks in a game: 10 vs. Hofstra, 12-28-25

Had 10 or more blocks in two straight games: 11 at Buffalo, 11-9-25; 12 vs. USC Upstate, 11-12-25

Had 10 or more blocks in three straight games: 12 vs. USC Upstate, 11-4-24; 16 vs. NKU, 11-7-24; 10 vs. Wofford, 11-12-24

Opponent had 10 or more blocks in a game: 13 by Kansas State, 3-23-25

Had 15 or more steals in a game: 17 at Florida, 1-15-23

Had 20 or more steals in a game: 23 vs. Alabama State, 11-7-18

Had 25 or more steals in a game: *28 vs. West Virginia, 12-12-93

Opponent had 15 or more steals in a game: 15 by Auburn, 2-15-24

Forced 30 or more turnovers in a game: 32 vs. Coastal Carolina, 11-11-22

Forced 30 or more turnovers in an SEC game: 31 vs. Tennessee, 3-3-13

Forced 40 or more turnovers in a game: 43 vs. Alabama State, 11-7-18

Committed 30 or more turnovers in a game: 30 at Florida, 1-31-16

Committed 30 or more turnovers and won: 34 vs. Green Bay, 3-19-12

Committed five turnovers or fewer: 5 vs. Wright State, 12-19-25

Committed 10 turnovers or fewer in a noncon game: 10 vs. Hofstra, 12-28-25

Committed 10 turnovers or fewer in an SEC game: 8 vs. Missouri, 1-4-26

Opponent committed fewer than 10 turnovers: 8 by LSU, 1-1-26

Attempted 40 FT: 42 vs. Tennessee St., 3-20-15

Attempted fewer than five FT: 4 at Ole Miss, 2-10-25

Made 30 FT: 31 vs. Tennessee St., 3-20-15

Made 40 FT: 49* vs. Baylor, 12-6-13

Hit 100 percent from the free-throw line (min. 10 made): *12-of-12 at Purdue, 12-14-24

Won an overtime game: vs. UofL, 11-16-24 (71-61) (H) 1OT

Lost an overtime game: vs. Kansas State, 3-23-25 (80-79) (H) 1OT

Played a double-overtime game: vs. Miss. State, 2-12-15 (92-90) (H)

Played a triple-overtime game: vs. Baylor, 12-6-13 (133-130) (N) 4OT

Played a quadruple-overtime game: vs. Baylor, 12-6-13 (133-130) (N) 4OT

Started three freshmen in a game: (Evans, Conwright, Drake) vs. UTC, 12-11-10

Started four freshmen in a game: (Mendeng, Helm, Hawthorne, Stoglin) vs. Tennessee, 1-27-2001

Defeated a Top-5 opponent: 1-1-26 - #11/12 UK 80 - #5/5 LSU 78 (A)

Defeated a Top-10 opponent: 1-1-26 - #11/12 UK 80 - #5/5 LSU 78 (A)

Defeated a Top-25 opponent: 1-1-26 - #11/12 UK 80 - #5/5 LSU 78 (A)

Defeated a Top-25 nonconference opponent at home: 11-16-24 - #20/19 UK 71 - #18/18 vs. UofL 61 (H)

Defeated a Top-25 nonconference opponent on the road: 11-22-25 - #20/18 UK 72 at #21/19 Louisville 62 (A)

Defeated a Top-25 opponent at a neutral site: 11-27-24 - #14/16 UK 76 - #19/19 vs. Illinois 53 (N)

Defeated a Top-10 SEC opponent at home: 12-31-20 - #13 UK 75 - vs. #10 Arkansas 64 (H)

Defeated a Top-25 SEC opponent at home: 2-27-25 - #15/14 UK 82 - #11/11 vs. Tennessee 58 (H)

Defeated a Top-25 opponent on the road: 1-1-26 - #11/12 UK 80 - #5/5 LSU 78 (A)

Defeated a Top-25 SEC opponent on the road: 1-1-26 - #11/12 UK 80 - #5/5 LSU 78 (A)

Defeated a Top-10 opponent on the road: 1-1-26 - #11/12 UK 80 - #5/5 LSU 78 (A)

Defeated a Top-10 SEC opponent on the road: 1-1-26 - #11/12 UK 80 - #5/5 LSU 78 (A)

Was defeated by an unranked opp. (while ranked) at home: vs. Ole Miss (63-54), 1-23-22 (#23/22)

Was defeated by an unranked opp. (while ranked) on the road: at Ole Miss (66-57), 2-10-25 (#8/11)

Was defeated by an unranked opp. (while ranked) at a neutral site: vs. Iowa (86-72), 3-23-21 (#18/19)

* Denotes a school record

MISCELLANEOUS

LEADING SCORER

Tonie Morgan	5
Clara Strack	5
Amelia Hassett	2
Jordan Obi	2
Lexi Blue	1
Asia Boone	1
Teonni Key	1

LEADING REBOUNDER

Clara Strack	9
Jordan Obi	4
Amelia Hassett	3
Teonni Key	3

LEADER IN ASSISTS

Tonie Morgan	16
Clara Strack	1
Amelia Hassett	1

10-SEC. BACKCOURT VIOLATION FORCED

Kentucky	-
Opponent	-

5-SEC. OUT-OF-BOUNDS CALLS FORCED

Kentucky	1
Opponent	-

SHOT CLOCK VIOLATIONS FORCED

Kentucky	17
Opponent	6

20-POINT SCORING GAMES

Tonie Morgan	3
Clara Strack	3
Asia Boone	1
Amelia Hassett	1

30-POINT SCORING GAMES

-	-
---	---

40-POINT SCORING GAMES

-	-
---	---

DOUBLE-DIGIT SCORING GAMES

Clara Strack	14
Tonie Morgan	11
Teonni Key	9
Asia Boone	9
Jordan Obi	9
Amelia Hassett	7
Kaelyn Carroll	2
Lexi Blue	1

DOUBLE-DIGIT REBOUND GAMES

Clara Strack	8
Jordan Obi	4
Teonni Key	3
Amelia Hassett	2

20-PLUS REBOUNDING GAMES

-	-
---	---

SEASON DOUBLE-DOUBLES

Clara Strack	8
Tonie Morgan	4
Teonni Key	3
Jordan Obi	2
Amelia Hassett	1

TECHNICAL FOULS

Kentucky	-
Opponent	1

UK'S FIRST SUBSTITUTION

Asia Boone	14
Lexi Blue	3
Kaelyn Carroll	1

FIRST TO SCORE

Clara Strack	8
Jordan Obi	4
Teonni Key	2
Amelia Hassett	1
Tonie Morgan	1

JUMP BALLS CONTROLLED

Kentucky	10
Opponent	6

RUNS OF 10 OR BETTER

Kentucky	21
Opponent	4

LARGEST HALFTIME LEAD

Monmouth	37
Wright State	33
USC Upstate	31
vs. Morgan State	27
Hofstra	21
at Buffalo	20
at Marshall	19
Purdue	18
Morehead State	16
Missouri	10
at Belmont	9
Central Michigan	7
at Miami	3
at Louisville	2

LARGEST HALFTIME LEAD (SEC)

Missouri	10
----------	----

LARGEST HALFTIME DEFICIT

vs. Maryland	-11
--------------	-----

LARGEST HALFTIME DEFICIT (SEC)

-	-
---	---

LARGEST UK LEAD

vs. Morgan State	62
USC Upstate	62
Monmouth	58
Hofstra	43
Purdue	41
at Marshall	34
Wright State	33
Central Michigan	30
Missouri	27
at Buffalo	20
Morehead State	20
at Miami	19
at Louisville	18
at Belmont	17
at LSU	5
vs. Maryland	2

LARGEST UK LEAD (SEC)

Missouri	27
at LSU	5

LARGEST UK WIN

vs. Morgan State	62
USC Upstate	60
Monmouth	58
Wright State	43
Purdue	41
Hofstra	38
at Buffalo	34
at Marshall	32
Central Michigan	27
Missouri	22
at Miami	16
Morehead State	16
at Louisville	10
at Belmont	8
at LSU	2

LARGEST UK WIN (SEC)

Missouri	22
at LSU	2

LARGEST UK DEFICIT

vs. Maryland	-20
at LSU	-12
Morehead State	-9
at Louisville	-6
Missouri	-3
Wright State	-3
at Miami	-2
USC Upstate	-2
at Buffalo	-2

LARGEST UK DEFICIT (SEC)

at LSU	-12
Missouri	-3

LARGEST UK LOSS

vs. Maryland	-8
--------------	----

LARGEST UK LOSS (SEC)

-	-
---	---

MOST CONSECUTIVE POINTS

Wright State	22
vs. Morgan State	20
Monmouth	19
USC Upstate	18
Hofstra	17
Morehead State	16
Missouri	15
at LSU	13
at Louisville	13
Central Michigan	12
at Miami	12
at Belmont	11
Purdue	11
at Marshall	9
at Buffalo	9
vs. Maryland	8

MOST CONSECUTIVE POINTS (SEC)

Missouri	15
at LSU	13

MOST CONSECUTIVE OPP. POINTS

at Belmont	11
at LSU	10
vs. Maryland	10
at Louisville	10
Morehead State	8
at Buffalo	7
Missouri	6
Central Michigan	6
at Marshall	6
Monmouth	6
Wright State	5
at Miami	5
Purdue	5
USC Upstate	5
Hofstra	4
vs. Morgan State	3

MOST CONSECUTIVE OPP. PTS (SEC)

at LSU	10
Missouri	6

LARGEST LEAD IN 1ST HALF

Monmouth	37
Wright State	33
USC Upstate	31
vs. Morgan State	30
Hofstra	23
at Buffalo	20
at Marshall	19
Purdue	18
Morehead State	16
Central Michigan	14
at Belmont	13
Missouri	12
at Louisville	9
at Miami	6
at LSU	5
vs. Maryland	2

LARGEST DEFICIT IN 1ST HALF

at LSU	-12
vs. Maryland	-11
Morehead State	-9
at Louisville	-6
Missouri	-3
Wright State	-3
at Miami	-2
USC Upstate	-2
at Buffalo	-2
vs. Morgan State	-1

LARGEST LEAD IN 2ND HALF

vs. Morgan State	62
USC Upstate	62
Monmouth	58
Wright State	46
Hofstra	43
Purdue	41
at Marshall	34
at Buffalo	34
Central Michigan	30
Missouri	27
Morehead State	20
at Miami	19
at Louisville	18
at Belmont	17
at LSU	2

LARGEST DEFICIT IN 2ND HALF

vs. Maryland	-20
at LSU	-9

LARGEST LEAD IN LOSS

vs. Maryland	2
--------------	---

LARGEST 1ST HALF DEFICIT IN WIN

at LSU	-12
Morehead State	-9
at Louisville	-6
Missouri	-3
Wright State	-3
at Miami	-2
USC Upstate	-2
at Buffalo	-2
vs. Morgan State	-1

LARGEST 2ND HALF DEFICIT IN WIN

at LSU	-9
--------	----

LARGEST 1ST HALF DEFICIT IN WIN (SEC)

at LSU	-12
Missouri	-3

LARGEST 2ND HALF DEFICIT IN WIN (SEC)

at LSU	-9
--------	----

LONGEST WINNING STREAK

Nov. 3-Nov. 25	7
Nov. 28-Pres.	8

LONGEST SEC WINNING STREAK

Jan. 1-Pres.	2
--------------	---

LONGEST LOSING STREAK

Nov. 25	1
---------	---

LARGEST ROAD CROWD

at LSU	11,485
--------	--------

2025-26 COMBINED STATS



**2025-26 Kentucky Women's Basketball
Combined Team Statistics
All games**

Game Records

Record	Overall	Home	Away	Neutral
ALL GAMES	15-1	8-0	6-0	1-1
CONFERENCE	2-0	1-0	1-0	0-0
NON-CONFERENCE	13-1	7-0	5-0	1-1

Score by Periods

Team	1st	2nd	3rd	4th	OT	TOT
Kentucky	340	323	329	302	0	1294
Opponents	217	204	206	206	0	833

Team Box Score

No.	Player				Total		3-Point		F-Throw		Rebounds											
		GP-GS	MIN	AVG	FG-FGA	FG%	3FG-3FGA	3FG%	FT-FTA	FT%	OFF	DEF	TOT	AVG	PF	DQ	A	TO	BLK	STL	PTS	AVG
13	STRACK, Clara	16-16	467:24	29.2	110-213	.516	12-50	.240	37-51	.725	43	114	157	9.8	40	0	33	29	46	25	269	16.8
5	MORGAN, Tonie	16-16	527:20	33.0	77-153	.503	13-30	.433	56-73	.767	9	41	50	3.1	29	0	144	41	11	17	223	13.9
7	KEY, Teonni	14-14	335:26	24.0	62-113	.549	1-12	.083	29-41	.707	36	55	91	6.5	32	1	15	17	19	13	154	11.0
0	OBI, Jordan	16-16	428:27	26.8	69-129	.535	5-23	.217	30-42	.714	40	67	107	6.7	34	0	19	31	10	8	173	10.8
8	BOONE, Asia	16-2	427:57	26.7	57-150	.380	45-120	.375	5-8	.625	10	35	45	2.8	34	0	38	16	3	12	164	10.3
32	HASSETT, Amelia	16-16	471:30	29.5	54-146	.370	37-122	.303	10-11	.909	24	68	92	5.8	33	1	31	14	26	13	155	9.7
20	CARROLL, Kaelyn	14-0	189:23	13.5	26-67	.388	19-54	.352	4-6	.667	12	31	43	3.1	10	0	7	5	7	7	75	5.4
4	BLUE, Lexi	16-0	202:42	12.7	17-50	.340	14-42	.333	3-8	.375	10	14	24	1.5	13	0	7	4	1	2	51	3.2
33	GILVIN, Josie	13-0	103:13	7.9	8-16	.500	1-6	.167	7-8	.875	5	6	11	0.8	10	0	9	0	1	5	24	1.8
11	BROOKS, Gabby	7-0	46:39	6.7	2-6	.333	2-6	.333	0-0	.000	0	0	0	0.0	2	0	5	3	0	0	6	0.9
Team											27	40	67					7				
Total		16	3200		482-1043	.462	149-465	.320	181-248	.730	216	471	687	42.9	237	2	308	167	124	102	1294	80.9
Opponents		16	3200		295-900	.328	76-277	.274	167-227	.736	149	356	505	31.6	257	3	139	236	31	78	833	52.1

Team Statistics

	UK	OPP
Scoring	1294	833
Points per game	80.9	52.1
Scoring margin	+28.8	-
Field goals-att	482-1043	295-900
Field goal pct	.462	.328
3 point fg-att	149-465	76-277
3-point FG pct	.320	.274
3-pt FG made per game	9.3	4.8
Free throws-att	181-248	167-227
Free throw pct	.730	.736
F-Throws made per game	11.3	10.4
Rebounds	687	505
Rebounds per game	42.9	31.6
Rebounding margin	+11.4	-
Assists	308	139
Assists per game	19.3	8.7
Turnovers	167	236
Turnovers per game	10.4	14.8
Turnover margin	+4.3	-
Assist/turnover ratio	1.8	0.6
Steals	102	78
Steals per game	6.4	4.9
Blocks	124	31
Blocks per game	7.8	1.9
Winning streak	8	-
Home win streak	8	-
Attendance	34426	28656
Home games-Avg/Game	8-4303	6-4776
Neutral site-Avg/Game	-	2-250

Team Results

Date	Opponent		Score	Att.
11/03/2025	Morehead St.	W	75-59	4024
11/06/2025	Monmouth	W	104-46	4096
11/09/2025	at Buffalo	W	81-47	1715
11/12/2025	USC Upstate	W	90-30	4060
11/15/2025	at Marshall	W	76-44	3040
11/18/2025	Purdue	W	76-35	4625
11/22/2025	at Louisville	W	72-62	10442
11/26/2025	vs Maryland	L	66-74	250
11/28/2025	vs Morgan St.	W	101-39	250
12/03/2025	at Miami (FL)	W	64-48	859
12/07/2025	Central Mich.	W	82-55	4290
12/14/2025	at Belmont	W	77-69	1115
12/19/2025	Wright St.	W	96-53	4188
12/28/2025	Hofstra	W	80-42	4609
01/01/2026	at LSU	W	80-78	11485
01/04/2026	Missouri	W	74-52	4534

2025-26 SEC COMBINED STATS



2025-26 Kentucky Women's Basketball Combined Team Statistics In Conference games

Page 1/1
as of Jan 06, 2026

Game Records

Record	Overall	Home	Away	Neutral
ALL GAMES	2-0	1-0	1-0	0-0
CONFERENCE	2-0	1-0	1-0	0-0
NON-CONFERENCE	0-0	0-0	0-0	0-0

Score by Periods

Team	1st	2nd	3rd	4th	OT	TOT
Kentucky	46	33	35	40	0	154
Opponents	40	29	36	25	0	130

Team Box Score

No.	Player	Total			3-Point		F-Throw		Rebounds				PF DQ A TO BLK STL PTS AVG									
		GP-GS	MIN	AVG	FG-FGA	FG%	3FG-3FGA	3FG%	FT-FTA	FT%	OFF	DEF	TOT	AVG	PF	DQ	A	TO	BLK	STL	PTS	AVG
5	MORGAN, Tonie	2-2	77:18	38.7	14-21	.667	5-6	.833	9-16	.563	0	5	5	2.5	2	0	26	3	1	2	42	21.0
13	STRACK, Clara	2-2	64:30	32.2	13-31	.419	3-11	.273	5-9	.556	4	15	19	9.5	7	0	1	0	3	3	34	17.0
8	BOONE, Asia	2-0	64:36	32.3	9-23	.391	8-20	.400	1-2	.500	1	7	8	4.0	6	0	3	0	1	2	27	13.5
7	KEY, Teonni	2-2	61:08	30.6	10-20	.500	0-2	.000	2-3	.667	10	12	22	11.0	2	0	1	4	0	2	22	11.0
0	OBI, Jordan	2-2	50:34	25.3	8-19	.421	0-4	.000	0-0	.000	4	9	13	6.5	7	0	3	5	0	0	16	8.0
32	HASSETT, Amelia	2-2	51:15	25.6	3-17	.176	2-13	.154	0-0	.000	0	7	7	3.5	3	0	4	3	2	2	8	4.0
4	BLUE, Lexi	2-0	15:36	7.8	1-2	.500	1-2	.500	0-0	.000	0	3	3	1.5	0	0	0	1	0	0	3	1.5
20	CARROLL, Kaelyn	2-0	13:08	6.6	1-2	.500	0-1	.000	0-0	.000	1	3	4	2.0	0	0	0	1	0	0	2	1.0
33	GILVIN, Josie	1-0	01:56	1.9	0-0	.000	0-0	.000	0-0	.000	0	0	0	0.0	0	0	0	0	0	0	0	0.0
Team											2	3	5							1		
Total		2	400		59-135	.437	19-59	.322	17-30	.567	22	64	86	43.0	27	0	38	18	7	11	154	77.0
Opponents		2	400		49-125	.392	10-39	.256	22-25	.880	11	58	69	34.5	30	1	20	18	7	9	130	65.0

Team Statistics

	UK	OPP
Scoring	154	130
Points per game	77.0	65.0
Scoring margin	+12.0	-
Field goals-att	59-135	49-125
Field goal pct	.437	.392
3 point fg-att	19-59	10-39
3-point FG pct	.322	.256
3-pt FG made per game	9.5	5.0
Free throws-att	17-30	22-25
Free throw pct	.567	.880
F-Throws made per game	8.5	11.0
Rebounds	86	69
Rebounds per game	43.0	34.5
Rebounding margin	+8.5	-
Assists	38	20
Assists per game	19.0	10.0
Turnovers	18	18
Turnovers per game	9.0	9.0
Turnover margin	0.0	-
Assist/turnover ratio	2.1	1.1
Steals	11	9
Steals per game	5.5	4.5
Blocks	7	7
Blocks per game	3.5	3.5
Winning streak	2	-
Home win streak	1	-
Attendance	4534	11485
Home games-Avg/Game	1-4534	1-11485
Neutral site-Avg/Game	-	0-0

Team Results

Date	Opponent		Score	Att.
01/01/2026	at LSU	W	80-78	11485
01/04/2026	Missouri	W	74-52	4534

2025-26 TEAM HIGHS



**2025-26 Kentucky Women's Basketball
Team High/Low Analysis
All games**

Kentucky - Game Highs

POINTS	104	Monmouth (11/06/2025)
	101	vs Morgan St. (N) (11/28/2025)
	96	Wright St. (12/19/2025)
	90	USC Upstate (11/12/2025)
	82	Central Mich. (12/07/2025)
FIELD GOALS MADE	40	vs Morgan St. (N) (11/28/2025)
	39	Monmouth (11/06/2025)
FIELD GOAL ATTEMPTS	75	Morehead St. (11/03/2025)
	74	Wright St. (12/19/2025)
FIELD GOAL PERCENTAGE	.582 (39-67)	Monmouth (11/06/2025)
	.580 (40-69)	vs Morgan St. (N) (11/28/2025)
3 PT FG MADE	17	Monmouth (11/06/2025)
	15	Wright St. (12/19/2025)
3 PT FG ATTEMPTS	40	USC Upstate (11/12/2025)
	39	Wright St. (12/19/2025)
3 PT FG PERCENTAGE	.472 (17-36)	Monmouth (11/06/2025)
	.407 (11-27)	Hofstra (12/28/2025)
FREE THROWS MADE	19	at Belmont (12/14/2025)
	17	at Marshall (11/15/2025)
FREE THROW ATTEMPTS	24	at Belmont (12/14/2025)
	23	at Buffalo (11/09/2025)
FREE THROW PERCENTAGE	.867 (13-15)	Purdue (11/18/2025)
	.857 (12-14)	USC Upstate (11/12/2025)
REBOUNDS	54	at Marshall (11/15/2025)
	54	Morehead St. (11/03/2025)
ASSISTS	27	Hofstra (12/28/2025)
	26	Monmouth (11/06/2025)
STEALS	9	at Miami (FL) (12/03/2025)
	9	at Buffalo (11/09/2025)
	9	Morehead St. (11/03/2025)
BLOCKED SHOTS	12	USC Upstate (11/12/2025)
	12	Morehead St. (11/03/2025)
TURNOVERS	20	vs Maryland (N) (11/26/2025)
	18	at Marshall (11/15/2025)
FOULS	22	at Marshall (11/15/2025)
	20	at Buffalo (11/09/2025)

2025-26 TEAM GAME-BY-GAME



**2025-26 Kentucky Women's Basketball
Team Game-by-Game
All games**

Opponent	Date	Score	W	Total		3-Pointers		Free throws		Rebounds				PF	A	TO	BLK	STL	PTS	AVG
				FG-FGA	PCT	3FG-3FGA	PCT	FT-FTA	PCT	OFF	DEF	TOT	AVG							
Morehead St.	11/03/2025	75-59	W	28-75	.373	4-24	.167	15-22	.682	21	33	54	54.0	17	13	11	12	9	75	75.0
Monmouth	11/06/2025	104-46	W	39-67	.582	17-36	.472	9-13	.692	12	30	42	48.0	13	26	8	8	7	104	89.5
at Buffalo	11/09/2025	81-47	W	30-65	.462	5-29	.172	16-23	.696	17	24	41	45.7	20	17	12	11	9	81	86.7
USC Upstate	11/12/2025	90-30	W	32-67	.478	14-40	.350	12-14	.857	12	28	40	44.3	9	24	5	12	8	90	87.5
at Marshall	11/15/2025	76-44	W	25-64	.391	9-32	.281	17-21	.810	24	30	54	46.2	22	16	18	7	6	76	85.2
Purdue	11/18/2025	76-35	W	26-63	.413	11-30	.367	13-15	.867	10	39	49	46.7	13	16	6	10	2	76	83.7
at Louisville	11/22/2025	72-62	W	31-59	.525	4-15	.267	6-8	.750	8	33	41	45.9	10	13	12	8	5	72	82.0
vs Maryland	11/26/2025	66-74	L	25-58	.431	10-28	.357	6-8	.750	10	28	38	44.9	17	16	20	6	5	66	80.0
vs Morgan St.	11/28/2025	101-39	W	40-69	.580	11-29	.379	10-13	.769	14	25	39	44.2	11	25	4	6	7	101	82.3
at Miami (FL)	12/03/2025	64-48	W	24-55	.436	5-20	.250	11-17	.647	11	22	33	43.1	19	14	13	4	9	64	80.5
Central Mich.	12/07/2025	82-55	W	34-68	.500	6-26	.231	8-10	.800	10	25	35	42.4	18	25	8	8	7	82	80.6
at Belmont	12/14/2025	77-69	W	25-62	.403	8-31	.258	19-24	.792	19	30	49	42.9	17	18	17	6	4	77	80.3
Wright St.	12/19/2025	96-53	W	33-74	.446	15-39	.385	15-18	.833	12	31	43	42.9	11	20	5	9	5	96	81.5
Hofstra	12/28/2025	80-42	W	31-62	.500	11-27	.407	7-12	.583	14	29	43	42.9	13	27	10	10	8	80	81.4
at LSU	01/01/2026	80-78	W	30-69	.435	8-27	.296	12-22	.545	17	28	45	43.1	17	19	10	0	4	80	81.3
Missouri	01/04/2026	74-52	W	29-66	.439	11-32	.344	5-8	.625	5	36	41	42.9	10	19	8	7	7	74	80.9
Total		1294		482-1043	.462	149-465	.320	181-248	.730	216	471	687	42.9	237	308	167	124	102	1294	80.9
Opponents		833		295-900	.328	76-277	.274	167-227	.736	149	356	505	31.6	257	139	236	31	78	833	52.1

Kentucky Averages

Games Played	Points/game	FG Pct	3FG Pct	FT Pct	Rebounds/game	Assists/game	Turnovers/game	Assist/Turnover ratio	Steals/game	Blocks/game
16	80.9	46.2	32.0	73.0	42.9	19.3	10.4	1.8	6.4	7.8

2025-26 OPPONENT GAME-BY-GAME



**2025-26 Kentucky Women's Basketball
Opponents Game-by-Game
All games**

Opponent	Date	Score	W	Total		3-Pointers		Free throws		Rebounds										
				FG-FGA	PCT	3FG-3FGA	PCT	FT-FTA	PCT	OFF	DEF	TOT	AVG	PF	A	TO	BLK	STL	PTS	AVG
Morehead St.	11/03/2025	75-59	W	20-56	.357	10-27	.370	9-16	.563	5	28	33	33.0	17	15	16	3	5	59	59.0
Monmouth	11/06/2025	104-46	W	17-61	.279	5-25	.200	7-13	.538	15	16	31	32.0	16	5	15	1	2	46	52.5
at Buffalo	11/09/2025	81-47	W	17-58	.293	4-16	.250	9-14	.643	19	20	39	34.3	21	10	23	2	7	47	50.7
USC Upstate	11/12/2025	90-30	W	11-52	.212	4-16	.250	4-4	1.000	11	21	32	33.8	15	5	24	1	0	30	45.5
at Marshall	11/15/2025	76-44	W	14-50	.280	3-16	.188	13-22	.591	11	17	28	32.6	24	3	18	4	15	44	45.2
Purdue	11/18/2025	76-35	W	13-65	.200	3-19	.158	6-9	.667	13	27	40	33.8	15	6	9	2	1	35	43.5
at Louisville	11/22/2025	72-62	W	25-63	.397	6-16	.375	6-7	.857	6	21	27	32.9	13	13	6	1	7	62	46.1
vs Maryland	11/26/2025	66-74	L	22-62	.355	9-24	.375	21-23	.913	13	23	36	33.3	11	13	13	1	11	74	49.6
vs Morgan St.	11/28/2025	101-39	W	12-37	.324	4-9	.444	11-18	.611	3	17	20	31.8	12	7	22	1	0	39	48.4
at Miami (FL)	12/03/2025	64-48	W	16-50	.320	2-18	.111	14-17	.824	11	21	32	31.8	18	3	15	1	5	48	48.4
Central Mich.	12/07/2025	82-55	W	21-53	.396	1-6	.167	12-17	.706	9	22	31	31.7	13	8	15	1	2	55	49.0
at Belmont	12/14/2025	77-69	W	22-59	.373	10-28	.357	15-17	.882	7	22	29	31.5	21	14	10	2	9	69	50.7
Wright St.	12/19/2025	96-53	W	20-60	.333	5-15	.333	8-10	.800	8	25	33	31.6	17	11	18	3	1	53	50.8
Hofstra	12/28/2025	80-42	W	16-49	.327	0-3	.000	10-15	.667	7	18	25	31.1	14	6	14	1	4	42	50.2
at LSU	01/01/2026	80-78	W	30-61	.492	5-11	.455	13-15	.867	4	25	29	31.0	20	12	8	4	5	78	52.1
Missouri	01/04/2026	74-52	W	19-64	.297	5-28	.179	9-10	.900	7	33	40	31.6	10	8	10	3	4	52	52.1
Total		833		295-900	.328	76-277	.274	167-227	.736	149	356	505	31.6	257	139	236	31	78	833	52.1
Kentucky		1294		482-1043	.462	149-465	.320	181-248	.730	216	471	687	42.9	237	308	167	124	102	1294	80.9

Opponents Averages

Games Played	Points/game	FG Pct	3FG Pct	FT Pct	Rebounds/game	Assists/game	Turnovers/game	Assist/Turnover ratio	Steals/game	Blocks/game
16	52.1	32.8	27.4	73.6	31.6	8.7	14.8	0.6	4.9	1.9

2025-26 GAME-BY-GAME BOX SCORES

1

#24/20 KENTUCKY 75, MOREHEAD STATE 59

Nov. 3, 2025 | Historic Memorial Coliseum | Lexington, Ky.



Official Basketball Box Score - Final
Morehead St. at Kentucky
 11/03/25 Historic Memorial Coliseum, Lexington, KY
 2025-26 Women's Basketball

Game Time: 6:30 PM
 Game Duration: 1:51
 Attendance: 4,024

Officials: Toni Patilo, Marla Gasarhat, Kaz Bevery

Morehead St. - 59

Record: 0-1

NO.	Name	Min	FG		3P	FT	Rebounds		Fouls		TP	AS	TO	ST	Blocks		+/-	
			M/A	M/A			M/A	OR	DR	PF					FD	BS		BA
1	Millie Pearson	F	15:33	1-4	1-3	0-0	1	2	3	0	3	1	1	0	0	1	0	
20	Kate Dike	G	30:19	3-13	3-7	0-0	0	5	5	0	1	9	2	2	2	3	-8	
3	Anja Ekstrom	G	27:35	0-3	0-2	0-0	0	0	0	2	0	1	1	0	0	0	-9	
11	Laura Toffali	G	21:28	3-7	0-1	5-10	1	4	5	2	7	11	0	3	2	0	2	
30	Marie Sepp	G	40:00	8-16	2-4	3-4	0	8	8	2	5	21	9	5	0	3	-16	
33	Violet McNece	G	20:39	5-8	4-7	1-2	0	1	1	4	1	15	0	3	0	0	-9	
2	Josephine Enander	G	13:42	0-3	0-1	0-0	0	1	1	0	1	0	1	0	0	2	-16	
5	Landon Forbes	G	21:16	0-0	0-0	0-0	3	3	2	0	0	0	1	0	1	0	-14	
9	Irene Fernandez Pavesio	G	06:53	0-2	0-2	0-0	0	0	0	2	0	0	1	0	1	0	-4	
15	Minna Ersdala	G	00:55	0-0	0-0	0-0	0	1	1	0	0	0	0	0	0	0	-3	
55	Circe Rubio Remolar	G	01:41	0-0	0-0	0-0	0	1	1	0	0	0	0	0	0	0	-3	
Team							3	3	6	0	0	0	0	0	0	0		
Totals			20:56	10:27	9:16		5	28	33	17	17	59	15	16	5	3	12	-16

Major Fouls: NONE

Shooting By Period	
1st FG%	7-15 46.7%
3PT%	3-6 50.0%
FT%	0-0 0%
2nd FG%	3-10 30.0%
3PT%	1-6 16.7%
FT%	3-8 37.5%
3rd FG%	5-16 31.3%
3PT%	4-9 50.0%
FT%	5-6 83.3%
4th FG%	5-15 33.3%
3PT%	2-7 28.6%
FT%	1-2 50%
GM FG%	20-56 35.7%
3PT%	10-27 37.0%
FT%	9-16 56.3%

Dead Ball Rebounds: 5, 1

2

#24/20 KENTUCKY 104, MONMOUTH 46

Nov. 6, 2025 | Historic Memorial Coliseum | Lexington, Ky.



Official Basketball Box Score - Final
Monmouth at Kentucky
 11/06/25 Historic Memorial Coliseum, Lexington, KY
 2025-26 Women's Basketball

Game Time: 6:30 PM
 Game Duration: 1:51
 Attendance: 4,026

Officials: Bill Larrance, Karen Presto, Cori Chambers

Monmouth - 46

Record: 0-1

NO.	Name	Min	FG		3P	FT	Rebounds		Fouls		TP	AS	TO	ST	Blocks		+/-	
			M/A	M/A			M/A	OR	DR	PF					FD	BS		BA
13	Divine Dibala	F	16:08	1-3	0-0	2-4	2	2	4	2	4	2	2	0	0	1	-29	
40	Alexis Davis	F	19:19	1-12	0-1	3-3	5	1	6	0	2	5	0	1	0	3	-38	
2	GiGi Gamble	G	17:43	2-9	1-5	0-1	0	0	2	1	5	0	2	0	0	2	-28	
4	Alexis Andrews	G	40:00	5-18	2-11	0-0	1	1	2	2	3	12	1	3	0	1	-58	
8	Fatunata Djaló	G	22:23	4-5	0-0	1-1	1	1	2	1	2	8	1	2	1	0	-28	
6	Kathy Kersaint-Pierre	G	26:41	1-2	0-1	1-2	2	4	6	1	1	3	1	3	1	0	-28	
23	Ella Farrelly	G	28:13	2-8	1-4	0-0	2	5	7	3	0	5	0	1	0	1	-42	
14	Kellyn Preira	G	19:41	1-3	1-3	0-0	0	0	0	1	0	3	0	0	0	0	-33	
24	Madalena Amaro	G	09:52	0-1	0-0	1-2	1	0	1	2	2	1	0	1	0	0	-6	
Team							1	2	3	0	0	0	0	0	0	0		
Totals			17:61	5:25	7:13		15	16	31	16	13	46	5	15	2	1	8	-58

Major Fouls: NONE

Shooting By Period	
1st FG%	1-13 7.7%
3PT%	1-5 20.0%
FT%	1-2 50%
2nd FG%	4-18 22.2%
3PT%	2-7 28.6%
FT%	4-5 80%
3rd FG%	6-15 40.0%
3PT%	2-7 28.6%
FT%	2-4 50%
4th FG%	6-15 40.0%
3PT%	0-6 0%
FT%	0-2 0%
GM FG%	17-61 27.9%
3PT%	5-25 20.0%
FT%	7-13 53.8%

Dead Ball Rebounds: 5, 2

Kentucky - 75

Record: 1-0

NO.	Name	Min	FG		3P	FT	Rebounds		Fouls		TP	AS	TO	ST	Blocks		+/-	
			M/A	M/A			M/A	OR	DR	PF					FD	BS		BA
0	Jordan Obi	F	31:33	6-11	0-0	3-5	7	8	15	2	3	15	1	2	1	0	1	4
7	Teonni Key	F	18:17	1-7	0-0	3-8	2	4	6	1	4	5	1	1	1	4	0	-15
32	Amelia Hassett	F	32:49	4-10	2-7	0-0	3	5	8	3	2	10	2	1	0	2	0	47
13	Clara Strack	C	34:47	6-13	0-1	3-3	6	9	15	3	4	15	2	1	3	3	0	11
5	Tonie Morgan	G	33:34	6-15	0-2	4-4	0	2	2	3	16	4	5	0	1	1	1	12
8	Asia Boone	G	26:10	2-11	1-8	2-2	2	2	2	1	7	2	1	1	2	0	0	24
20	Kaelyn Carroll	G	13:01	2-5	1-4	0-0	1	2	3	1	0	5	1	1	1	0	1	15
33	Josie Gilvin	G	06:30	1-2	0-1	0-0	0	1	1	1	0	2	0	0	1	0	0	5
4	Lexi Blue	G	03:18	0-1	0-1	0-0	0	1	1	0	0	0	0	0	0	0	0	0
Team							1	0	1	0	0	0	0	0	0	0	0	
Totals			28:75	4:24	15:22		21	33	54	17	17	75	13	11	9	12	3	16

Major Fouls: NONE

Shooting By Period	
1st FG%	10-22 45.5%
3PT%	2-8 25.0%
FT%	3-5 60%
2nd FG%	7-20 35.0%
3PT%	1-8 12.5%
FT%	3-4 75%
3rd FG%	8-17 47.1%
3PT%	1-3 33.3%
FT%	3-5 60%
4th FG%	3-6 50%
3PT%	0-5 0%
FT%	6-8 75%
GM FG%	28-75 37.3%
3PT%	4-24 16.7%
FT%	15-22 68.2%

Dead Ball Rebounds: 4, 0

Kentucky - 104

Record: 1-0

NO.	Name	Min	FG		3P	FT	Rebounds		Fouls		TP	AS	TO	ST	Blocks		+/-	
			M/A	M/A			M/A	OR	DR	PF					FD	BS		BA
0	Jordan Obi	F	24:46	3-5	0-1	3-5	3	5	8	2	4	9	3	1	1	2	0	35
7	Teonni Key	F	21:31	6-9	0-1	2-3	1	2	3	2	2	14	1	0	1	2	0	31
32	Amelia Hassett	F	25:06	6-11	3-8	2-2	3	4	7	1	3	17	2	0	1	1	0	47
13	Clara Strack	C	18:02	4-7	1-3	0-0	2	4	6	1	2	9	3	0	1	3	0	36
5	Tonie Morgan	G	27:08	4-9	0-2	0-1	0	2	2	0	2	8	9	4	1	0	1	45
8	Asia Boone	G	23:26	5-8	4-6	0-0	0	1	1	4	14	4	1	2	0	0	25	
20	Kaelyn Carroll	G	21:17	3-7	1-5	0-0	2	4	6	0	1	7	2	1	0	0	26	
33	Josie Gilvin	G	10:32	0-1	0-1	2-2	1	2	3	1	1	2	1	0	0	0	19	
4	Lexi Blue	G	18:12	6-8	6-7	0-0	0	1	1	2	0	18	1	0	0	0	18	
11	Gabby Brooks	G	10:00	2-2	2-2	0-0	0	0	0	0	0	6	0	1	0	0	8	
Team							0	5	0	0	0	0	0	0	0	0	0	
Totals			39:67	17:36	9:13		12	30	42	13	16	104	26	8	7	8	1	58

Major Fouls: NONE

Shooting By Period	
1st FG%	11-23 47.8%
3PT%	2-10 20.0%
FT%	0-1 0%
2nd FG%	11-17 64.7%
3PT%	5-9 55.6%
FT%	4-6 66.7%
3rd FG%	11-16 68.8%
3PT%	5-8 62.5%
FT%	2-2 100%
4th FG%	6-11 54.5%
3PT%	5-9 55.6%
FT%	3-4 75%
GM FG%	39-67 58.2%
3PT%	17-36 47.2%
FT%	9-13 69.2%

Dead Ball Rebounds: 2, 0

	MSU		UK	
	1st	2nd	1st	2nd
Biggest lead	9 (1 st 6:20)	20 (3 rd 1:38)		
Best Scoring Run	3 (3 rd 8:11)	16 (1 st 1:27)		
Lead Changes	1			
Times Tied	1			
Time with Lead	05:14	32:48		

Points from	MSU		UK	
	Turnovers	10	13	
Paint	20	38		
Second Chance	3	22		
Fast Breaks	2	11		
Bench	15	14		

2025-26 GAME-BY-GAME BOX SCORES

5

#23/20 KENTUCKY 76, MARSHALL 44

Nov. 15, 2025 | Cam Henderson Center | Huntington, W. Va.



Official Basketball Box Score - Final
Kentucky at Marshall
 11/15/25 Cam Henderson Center, Huntington, WV
 2025-26 Women's Basketball

Game Time: 1:00 PM
 Game Duration: 1:59
 Attendance: 3,040

Officials: Demoya Pugh, Royce Blevins, Deanna Jackson

NO. Name	Min	FG M/A	3P M/A	FT M/A	Rebounds		Fouls		TP	AS	TO	ST	Blocks		+/-	
					OR	DR	PF	FD					BS	BA		
0 Jordan Obi	F 30:55	5-12	1-3	6-7	1	3	4	3	9	17	0	4	0	1	1	30
7 Teoni Key	F 21:24	3-6	0-0	4-4	4	0	4	4	2	10	2	1	0	1	1	15
32 Amelia Hassett	F 35:31	9-9	3-9	0-0	6	8	14	2	0	9	1	2	1	2	0	32
13 Clara Strack	C 26:10	5-10	0-1	5-6	5	8	13	3	7	15	1	5	1	1	1	23
5 Tonie Morgan	G 35:44	3-7	0-2	0-0	2	2	4	3	2	6	11	3	1	1	0	35
8 Asia Boone	G 29:18	4-13	4-11	2-4	1	3	4	2	4	14	1	2	2	0	1	23
20 Kaelyn Carroll	08:37	1-3	0-2	0-0	1	2	3	1	0	2	0	0	0	0	0	0
33 Josie Gilvin	04:03	0-1	0-1	0-0	0	0	0	0	0	0	0	0	0	0	0	-3
4 Lexi Blue	08:18	1-3	1-3	0-0	0	1	1	4	0	3	0	0	0	0	0	5
Team					4	3	7	0	0	0	1					
Totals		25-64	9-32	17-21	24	30	54	22	24	76	18	6	7	4	0	32

Shooting By Period

1st FG%	3-17	17.6%
3PT%	1-8	12.5%
FT%	2-2	100%
2nd FG%	9-16	56.3%
3PT%	3-7	42.9%
FT%	6-7	85.7%
3rd FG%	5-15	33.3%
3PT%	2-8	25.0%
FT%	4-4	100%
4th FG%	8-16	50.0%
3PT%	3-9	33.3%
FT%	5-8	62.5%
GM FG%	25-64	39.1%
3PT%	9-32	28.1%
FT%	17-21	81.0%

Major Fouls: NONE

Dead Ball Rebounds: 2, 0

Marshall - 44

Record: 2-2

NO. Name	Min	FG M/A	3P M/A	FT M/A	Rebounds		Fouls		TP	AS	TO	ST	Blocks		+/-	
					OR	DR	PF	FD					BS	BA		
1 TreShondra Williams	F 14:51	1-4	0-1	1-1	0	1	1	4	2	3	0	0	0	1	0	-10
23 Meredith Maier	F 27:11	1-6	1-3	0-0	1	2	2	0	0	3	0	1	1	1	1	-25
3 Timaya Lewis-Eutsey	G 27:25	2-12	0-3	5-8	3	2	5	4	8	9	1	1	0	0	-28	
5 Olivia Olson	G 25:51	1-9	1-5	2-2	2	2	3	0	2	5	0	3	2	1	3	-24
20 Peyton Iderton	G 25:20	2-4	1-2	0-0	1	2	3	1	5	2	1	2	0	0	-10	
15 NiKiah Chesterfield	10:38	1-1	0-0	0-0	1	2	3	0	1	2	0	1	1	0	0	-4
2 Blessing King	23:53	3-5	0-0	3-8	2	3	5	2	6	9	0	1	3	1	1	-15
0 Timberlynn Yeast	16:53	3-6	0-0	0-0	0	0	0	0	1	6	0	1	2	0	-17	
24 Kassie Ingram	12:03	0-3	0-2	2-2	0	0	0	3	2	2	0	3	1	0	0	-12
13 Leyocho Marigney	07:23	0-0	0-0	0-0	0	1	1	3	0	0	0	0	0	0	-10	
30 Aarionna Redman	08:32	0-0	0-0	0-0	0	0	0	2	0	0	1	2	0	0	-5	
Team					2	4	6	0	0	0	2					
Totals		14-50	3-16	13-22	11	17	28	24	22	44	3	18	15	4	7	-32

Shooting By Period

1st FG%	1-11	9.1%
3PT%	1-3	33.3%
FT%	1-2	50%
2nd FG%	4-11	36.4%
3PT%	1-3	33.3%
FT%	2-4	50%
3rd FG%	3-15	20.0%
3PT%	0-5	0.0%
FT%	4-8	50%
4th FG%	5-13	38.5%
3PT%	1-5	20.0%
FT%	6-8	75%
GM FG%	14-50	28.0%
3PT%	3-16	18.8%
FT%	13-22	59.1%

Major Fouls: NONE

Dead Ball Rebounds: 4, 0

UKY	MAR	Points from		Period by Period Scoring							
		Turnovers	30	20	17	15	4	7	32		
Biggest lead	34 (4 th 1:07)	0	(1 st 10:00)	Paint	30	20					
Best Scoring Run	9 (3 rd 9:46)	6	(3 rd 4:30)	Second Chance	14	5					
Lead Changes	0			Fast Breaks	1	12					
Times Tied	0			Bench	19	19					
Time with Lead	39:42	00:00									

6

#20/18 KENTUCKY 76, PURDUE 35

Nov. 18, 2025 | Historic Memorial Coliseum | Lexington, Ky.



Official Basketball Box Score - Final
Purdue at Kentucky
 11/18/25 Historic Memorial Coliseum, Lexington
 2025-26 Women's Basketball

Game Time: 7:00 PM
 Game Duration: 1:48
 Attendance: 4,625

Officials: Tiffany Bird, Brenda Pantaja, Maggie Tietan

Purdue - 35

Record: 0-1

NO. Name	Min	FG M/A	3P M/A	FT M/A	Rebounds		Fouls		TP	AS	TO	ST	Blocks		+/-	
					OR	DR	PF	FD					BS	BA		
35 Lana McCarthy	F 16:54	0-5	0-1	0-0	1	2	3	4	1	0	1	1	0	0	1	-12
8 Hila Karsh	G 32:23	1-7	1-4	0-0	0	2	2	0	1	3	1	0	0	0	1	-32
23 Kiki Smith	G 19:03	1-8	0-3	0-0	0	4	4	0	0	2	2	0	0	0	1	-17
33 Madison Layden-Zay	G 27:33	2-6	1-2	0-0	0	1	1	2	0	5	1	0	0	0	1	-34
44 Tara Daye	G 25:15	3-11	0-1	4-4	4	6	10	0	3	10	0	0	0	0	2	-25
22 Kendall Puryear	G 20:04	2-10	0-0	1-1	1	2	3	2	4	0	2	1	0	0	-17	
3 Nya Smith	13:10	0-5	0-3	0-0	0	3	3	1	0	0	0	0	0	0	1	-14
5 Taylor Feldman	17:55	2-10	1-5	2-2	0	3	3	3	5	7	0	1	0	0	0	-16
13 Sayle Stahl	16:24	0-1	0-0	2-0	0	3	3	1	0	0	2	0	0	0	1	-20
15 Avery Gordon	06:13	2-2	0-0	0-0	1	0	1	0	0	4	0	1	0	0	0	-15
11 McKenna Layden	05:06	0-0	0-0	0-0	0	0	0	0	0	0	0	0	0	0	0	-3
Team					3	5	8	0	0	0	0					
Totals		13-65	3-19	6-9	13	27	40	15	13	35	6	9	1	2	10	-41

Shooting By Period

1st FG%	4-11	36.4%
3PT%	1-4	25.0%
FT%	4-5	80%
2nd FG%	5-17	29.4%
3PT%	1-3	33.3%
FT%	2-2	100%
3rd FG%	2-18	11.1%
3PT%	1-5	20.0%
FT%	0-0	0%
4th FG%	2-19	10.5%
3PT%	3-19	15.8%
FT%	6-9	66.7%
GM FG%	13-65	20.0%
3PT%	3-19	15.8%
FT%	6-9	66.7%

Major Fouls: NONE

Dead Ball Rebounds: 2, 0

Kentucky - 76

Record: 10-1

NO. Name	Min	FG M/A	3P M/A	FT M/A	Rebounds		Fouls		TP	AS	TO	ST	Blocks		+/-	
					OR	DR	PF	FD					BS	BA		
0 Jordan Obi	F 26:26	6-10	2-4	3-4	3	5	8	0	3	17	0	0	1	1	28	
7 Teoni Key	F 27:17	1-8	0-2	4-4	2	5	7	2	2	6	3	1	0	3	1	26
32 Amelia Hassett	F 29:06	4-8	3-7	0-0	0	4	4	4	1	11	0	1	1	1	0	29
13 Clara Strack	C 26:55	7-14	1-4	2-2	1	12	13	1	4	17	2	1	0	5	0	41
20 Peyton Iderton	G 22:09	3-7	1-2	4-5	0	2	2	3	4	11	6	2	0	0	0	20
8 Asia Boone	31:09	2-10	2-7	0-0	0	3	3	1	1	6	3	0	0	0	0	32
20 Kaelyn Carroll	08:11	1-1	1-1	0-0	0	3	3	0	0	3	0	1	0	0	0	8
4 Lexi Blue	17:12	1-3	1-3	0-0	1	1	2	1	0	3	0	0	0	0	0	11
33 Josie Gilvin	09:56	1-2	0-0	0-0	1	1	1	0	2	2	0	0	0	0	0	10
11 Gabby Brooks	02:09	0-0	0-0	0-0	0	0	0	0	0	0	0	0	0	0	0	0
Team					2	4	6	0	0	0	0					
Totals		26-63	11-30	13-15	10	39	49	13	15	76	16	6	2	10	2	41

Shooting By Period

1st FG%	9-17	52.9%
3PT%	4-6	66.7%
FT%	1-1	100%
2nd FG%	7-16	43.8%
3PT%	2-7	28.6%
FT%	5-6	83.3%
3rd FG%	4-14	28.6%
3PT%	0-6	0.0%
FT%	7-8	87.5%
4th FG%	6-16	37.5%
3PT%	5-11	45.5%
FT%	0-0	0%
GM FG%	26-63	41.3%
3PT%	11-30	36.7%
FT%	13-15	86.7%

Major Fouls: NONE

Dead Ball Rebounds: 2, 1

PUR	UK	Points from		Period by Period Scoring							
		Turnovers	4	13							
Biggest lead	0 (1 st 10:00)	41	(4 th 3:21)	Paint	16	18					
Best Scoring Run	5 (3 rd 4:20)	11	(4 th 9:29)	Second Chance	2	7					
Lead Changes	0			Fast Breaks	0	9					

2025-26 GAME-BY-GAME BOX SCORES

13

#12/13 KENTUCKY 96, WRIGHT STATE 53

Dec. 19, 2025 | Historic Memorial Coliseum | Lexington, Ky.



Official Basketball Box Score - Final

Wright St. at Kentucky

12/19/25 Historic Memorial Coliseum, Lexington
2025-26 Women's Basketball

Game Time: 6:30 PM

Game Duration: 1:45

Attendance: 4,188

Officials: Maggie Tiesan, Molly Caldwell, Nicole Brannon

Wright St. - 53

Record: 5-9

NO. Name	Min	FG		3P		FT		Rebounds			Fouls		TP	AS	TO	ST	Blocks		+/-	
		M/A	M/A	M/A	M/A	OR	DR	TOT	PF	FD	BS	BA								
0 Breezie Williams	G	22:42	1-13	0-3	0-0	1-3	4-3	0-0	2	2	4	0	1	1	1	0	1	1	31	
1 Rylee Sagester	G	24:45	2-3	2-3	0-0	0-0	0-0	1-2	6	0	2	0	2	0	0	0	0	0	18	
5 Claire Hanson	G	23:49	3-7	0-0	4-6	1-7	8-13	1-3	10	2	2	1	1	2	27					
15 Abbie Riddle	G	08:45	4-5	2-2	0-0	1-1	5-10	1-0	10	0	2	0	0	1	8					
21 Lauren Scott	G	23:23	3-7	0-0	2-2	0-2	2-1	1-1	8	2	0	0	0	0	0	0	0	0	13	
13 Maja Dilen	G	18:00	3-7	0-1	1-1	3-2	5-10	1-1	7	1	0	0	0	0	1	24				
8 Grace Okih	G	06:27	0-1	0-0	0-0	0-0	0-0	2-0	0	2	0	0	0	0	1	7				
11 Elaina Rager	G	14:31	0-4	0-3	0-0	2-2	3-2	0-0	0	0	0	0	0	0	2	16				
12 Elle Magestro-Kennedy	G	15:15	0-3	0-1	0-0	0-1	1-1	0-0	0	0	0	0	0	0	0	0	0	0	25	
20 MaKenzie Drouot	G	16:37	3-4	1-1	1-1	1-2	2-0	1-1	8	0	0	0	0	0	0	0	0	0	30	
24 Olivia Brown	G	17:18	0-3	0-0	0-0	1-3	3-3	1-0	0	3	1	0	0	0	0	0	0	0	12	
23 Florrie Cotterill	G	08:28	1-3	0-1	0-0	0-0	0-0	1-1	2	1	0	0	0	0	0	0	0	0	20	
Team									2	3	5	0	0	0	4					
Totals		20:60	5-15	8-10	8-25	33-17	11-53	11-18	1-1	3	9	43								

Shooting By Period		
1st FG%	5-16	31.3%
3PT%	2-3	66.7%
FT%	1-2	50%
2nd FG%	4-15	26.7%
3PT%	1-5	20.0%
FT%	2-2	100%
3rd FG%	5-13	38.5%
3PT%	1-3	33.3%
FT%	2-3	66.7%
4th FG%	6-16	37.5%
3PT%	1-4	25.0%
FT%	3-3	100%
GM FG%	20-60	33.3%
3PT%	5-15	33.3%
FT%	8-10	80.0%

Major Fouls: NONE
Dead Ball Rebounds: 3, 2

Kentucky - 96

Record: 12-1

NO. Name	Min	FG		3P		FT		Rebounds			Fouls		TP	AS	TO	ST	Blocks		+/-
		M/A	M/A	M/A	M/A	OR	DR	TOT	PF	FD	BS	BA							
0 Jordan Obi	F	23:51	1-6	0-0	2-2	5-8	13-11	1-4	1	1	0	3	2	32					
32 Amelia Hassett	F	17:36	1-4	1-4	0-0	0-3	3-3	0-0	3	1	0	0	0	0	19				
13 Clara Strack	C	25:58	9-18	1-4	7-9	2-5	7-0	5-26	3	1	0	0	4	20					
5 Tonie Morgan	G	31:00	7-11	0-2	4-5	1-5	6-0	7-18	6	2	2	2	2	24					
8 Asia Boone	G	23:37	6-13	5-11	0-0	2-2	1-2	1-7	4	1	0	0	0	0	41				
4 Lexi Blue	G	21:01	1-5	1-4	0-0	2-0	2-1	0-3	1	1	0	0	1	23					
20 Kaelyn Carroll	G	25:28	6-12	6-11	0-0	1-4	5-2	0-18	0	2	0	0	0	36					
33 Josie Gilvin	G	14:29	2-4	1-2	2-2	0-0	2-2	2-7	1	0	1	0	0	14					
11 Gabby Brooks	G	10:00	0-1	0-1	0-0	0-0	0-0	1-0	0	3	0	0	0	0	6				
Team									1	2	3	0	0	0	0				
Totals		33:74	15-39	15-18	12-31	43-11	17-96	20-5	5	9	3	43							

Shooting By Period		
1st FG%	11-20	55.0%
3PT%	4-9	44.4%
FT%	5-8	62.5%
2nd FG%	8-18	44.4%
3PT%	6-10	60.0%
FT%	4-4	100%
3rd FG%	6-18	33.3%
3PT%	1-9	11.1%
FT%	4-4	100%
4th FG%	8-18	44.4%
3PT%	4-11	36.4%
FT%	2-2	100%
GM FG%	33-74	44.6%
3PT%	15-39	38.5%
FT%	15-18	83.3%

Major Fouls: NONE
Dead Ball Rebounds: 5, 0

	WS	UK
Biggest lead	3 (1 st 9:35)	46 (4 th 0:46)
Best Scoring Run	5 (4 th 6:52)	22 (2 nd 0:20)
Lead Changes	3	
Times Tied	2	
Time with Lead	01:33	37:19

Points from	WS	UK
Turnovers	6	20
Paint	28	24
Second Chance	5	19
Fast Breaks	6	6
Bench	17	28

Period by Period Scoring	1st	2nd	3rd	4th	TOT
WS	13	11	13	16	53
UK	31	26	17	22	96

14

#11/12 KENTUCKY 80, HOFSTRA 42

Dec. 28, 2025 | Historic Memorial Coliseum | Lexington, Ky.



Official Basketball Box Score - Final

Hofstra at Kentucky

12/28/25 Historic Memorial Coliseum, Lexington
2025-26 Women's Basketball

Game Time: 2:00 PM

Game Duration: 1:49

Attendance: 4,609

Officials: Nykeshia Thompson, Gina Cross, Brandon Enterline

Hofstra - 42

Record: 3-9

NO. Name	Min	FG		3P		FT		Rebounds			Fouls		TP	AS	TO	ST	Blocks		+/-
		M/A	M/A	M/A	M/A	OR	DR	TOT	PF	FD	BS	BA							
13 Sandra Magolico	F	22:43	2-8	0-0	0-0	0-3	3-1	0-4	0	0	1	1	5	30					
3 Chloe Sterling	G	30:11	7-14	0-1	2-3	1-1	2-0	2-16	1	1	2	0	1	25					
5 Ema Karim	G	26:54	2-3	0-1	1-2	0-0	0-3	3-5	2	0	0	0	0	15					
10 Alarice Gooden	G	15:31	1-3	0-0	2-2	0-0	2-1	4-0	0	4	0	0	1	26					
25 Micaela Carter	G	32:36	1-8	0-1	0-0	0-1	2-0	2-2	2	2	0	0	2	33					
6 Ayen Angoi	G	21:46	0-2	0-0	2-2	0-4	4-1	1-2	1	2	0	0	0	33					
2 Emma Von Essen	G	14:13	0-2	0-0	0-0	0-1	1-1	0-1	0	0	0	0	0	23					
7 Deivejon Harris	G	17:56	3-7	0-0	1-2	2-3	5-2	3-7	0	1	0	0	0	11					
1 Maddie Pounds	G	12:04	0-1	0-0	0-0	0-0	0-0	0-3	0	0	0	0	0	14					
23 Olivia VanPatten	G	03:50	0-0	0-0	0-0	0-1	1-0	0-0	0	0	0	0	0	1					
32 Michaela Hodge	G	02:13	0-1	0-0	2-4	0-0	0-0	2-2	0	0	0	0	0	1					
Team									4	4	8	0	0	0	0				
Totals		16:49	0-3	10-15	7-18	25-14	13-42	6-14	4	1	10	38							

Shooting By Period		
1st FG%	7-13	53.8%
3PT%	0-0	0.0%
FT%	1-2	50%
2nd FG%	3-15	20.0%
3PT%	0-2	0.0%
FT%	0-0	0%
3rd FG%	2-10	20.0%
3PT%	0-1	0.0%
FT%	5-6	83.3%
4th FG%	4-11	36.4%
3PT%	0-3	0.0%
FT%	4-7	57.1%
GM FG%	16-49	32.7%
3PT%	0-3	0.0%
FT%	10-15	66.7%

Major Fouls: NONE
Dead Ball Rebounds: 2, 0

Kentucky - 80

Record: 13-1

NO. Name	Min	FG		3P		FT		Rebounds			Fouls		TP	AS	TO	ST	Blocks		+/-
		M/A	M/A	M/A	M/A	OR	DR	TOT	PF	FD	BS	BA							
0 Jordan Obi	F	25:50	3-6	0-0	0-0	2-1	3-2	0-6	2	1	0	0	0	0	15				
32 Amelia Hassett	F	29:29	6-9	5-8	1-2	1-1	4-5	1-2	18	4	2	1	0	36					
13 Clara Strack	C	27:05	11-17	0-3	2-4	1-10	11-3	2-4	2	2	2	7	0	40					
5 Tonie Morgan	G	30:59	3-7	0-0	3-6	0-3	3-1	6-9	10	2	1	1	0	38					
8 Asia Boone	G	32:53	4-10	3-8	0-0	2-1	3-3	0-11	8	2	1	0	1	35					
20 Kaelyn Carroll	G	21:20	3-8	2-5	1-2	1-4	5-2	2-9	0	0	0	0	0	16					
4 Lexi Blue	G	17:42	1-4	1-3	0-0	1-2	3-0	1-3	0	0	1	0</							

HEAD COACH KENNY BROOKS



SEASON HIGHS					
Year	School	Record	Conf.	Conf. Finish	Postseason
2025-26	Kentucky	15-1	2-0	--	--
2024-25	Kentucky	23-8	11-5	4	NCAA Second Round
2023-24	Virginia Tech	25-8	14-4	1	NCAA Second Round
2022-23	Virginia Tech	31-5	14-4	T2 – ACC Tourn. Champions	NCAA Final Four
2021-22	Virginia Tech	23-10	13-5	T3	NCAA First Round
2020-21	Virginia Tech	15-10	8-8	7	NCAA Second Round
2019-20	Virginia Tech	21-9	11-7	T4	Postseason Canceled
2018-19	Virginia Tech	22-12	6-10	10	WNIT Third Round
2017-18	Virginia Tech	23-14	6-10	9	WNIT Runner Up
2016-17	Virginia Tech	20-14	4-12	11	WNIT Quarterfinals
2015-16	JMU	27-6	17-1	1 – CAA Tourn. Champions	NCAA First Round
2014-15	JMU	29-4	17-1	1 – CAA Tourn. Champions	NCAA First Round
2013-14	JMU	29-6	15-1	1 – CAA Tourn. Champions	NCAA Second Round
2012-13	JMU	25-11	15-3	2	WNIT Quarterfinals
2011-12	JMU	29-8	14-4	2	WNIT Runner Up
2010-11	JMU	26-8	16-2	1 – CAA Tourn. Champions	NCAA First Round
2009-10	JMU	26-7	13-5	2 – CAA Tourn. Champions	NCAA First Round
2008-09	JMU	24-10	14-4	3	WNIT Second Round
2007-08	JMU	24-10	14-4	2	WNIT Quarterfinals
2006-07	JMU	27-6	16-2	2	NCAA First Round
2005-06	JMU	24-7	14-4	2	WNIT First Round
2004-05	JMU	18-11	10-8	4	--
2003-04	JMU	13-18	7-10	7	--
2002-03	JMU	16-10	11-7	4	--
Total	Kentucky	38-9 (.809)	13-5 (.722)		
	Virginia Tech	180-82 (.687)	76-60 (.559)		
	JMU	337-122 (.734)	193-56 (.775)		
	Overall	555-213 (.723)	281-121 (.698)		

555

Career Wins

1

Losing Season in 23 Seasons

19

20-Win Seasons

11

Regular-Season and Conference
Tournament Championships

11

NCAA Tournament Appearances

7

WNBA Draft Picks (since 2015)

Kenny Brooks, who was chosen as the 2025 Sporting News National Coach of the Year, was named the ninth head coach of the University of Kentucky women's basketball program on March 26, 2024. He enters his second season as the Wildcats' head coach in 2025-26, while he enters his 24th season overall as a head coach.

Boasting a 540-212 (.718) career record through 23 seasons as a head coach across his times at James Madison, Virginia Tech and Kentucky, Brooks has compiled five Colonial Athletic Association Tournament titles, four CAA regular-season titles, one Atlantic Coast Conference Tournament title, one ACC regular-season title, 11 NCAA Tournament appearances and one Final Four.

Brooks' first season at the helm of the Kentucky Wildcats was nothing short of sensational. He hit the ground running in Spring 2024, recruiting 11 players and hiring 11 coaches and staffers that would end up being competitive in a conference that was new to almost all of them. That collection would go on to earn a 23-8 overall record in 2024-25, including an 11-5 mark in the Southeastern Conference to finish in fourth place in the loaded league. In the process, Brooks tied the late Terry Hall as the quickest head coaches in program history to reach their first 20 wins at UK (24 games). Brooks also joined Hall as just the second head coach in program history to begin their first season at UK undefeated through seven games.

The Wildcats, who earned five ranked triumphs, ranked as high as No. 8 in the Associated Press poll on the season, while they went on to earn the four seed and double bye at the SEC Tournament and the four seed and hosting privileges in the NCAA Tournament. The Cats broke or tied 12 school records before ending the season as the nation's leader in blocks per game (7.0). Meanwhile, star-studded point guard Georgia Amoore – who he affectionally refers to as his mini-me – went on to earn consensus All-America, Nancy Lieberman Point Guard of the Year Top Five Finalist, ESPN Newcomer of the Year, SEC Newcomer of the Year and All-SEC First Team – among others – before being picked No. 6 overall in the 2025 WNBA Draft by the Washington Mystics, while his sophomore center Clara Strack earned Lisa Leslie Center of the Year Top 10 Finalist, SEC Defensive Player of the Year, All-SEC Second Team and SEC All-Defensive Team.

The excitement abounded for the program Brooks built off the court, too, with reserved season tickets selling out prior to the season, and four home games, including its final three home games, selling out in advance of the tip times. Also off the court, Brooks' team assembled a 3.59 GPA in Fall 2024, the program's highest GPA in 10 years (outside of the Covid-affected semester in Spring 2020).

Brooks arrived in Lexington after serving eight seasons as the head coach at Virginia Tech. Under his guidance, the Hokies enjoyed eight consecutive winning seasons (2017-24) and made four straight appearances in the NCAA Tournament (2021-24). He also produced a record amount of ACC win totals, ranked wins and postseason accolades in that time. Brooks joined Virginia Tech after an impressive 14-season stint as head coach at James Madison University, where he compiled a record of 337-122 (.756), which made him the winningest coach in school history. Brooks guided the Dukes to 11 consecutive postseason appearances, including six NCAA bids and five trips to the WNIT.

A 1992 graduate of James Madison, Brooks played for three seasons under coach Lefty Driesell, while also earning a degree in business management. Brooks and his wife, Chrissy, have four children, Kendyl, Chloe, Gabby and Nicholas.



JORDAN OBI

#0 • GUARD • GR • 6-1

HARTFORD, CONN. / CHOATE ROSEMARY HALL / PENNSYLVANIA

GAME-BY-GAME

Opponents	Min.	FG	3P	FT	O-D-T	PF	Pts	A	TO	Stl	Bl
Morehead State	31:34	6-11	0-0	3-5	7-8-15	2	15	1	2	1	0
Monmouth	24:46	3-5	0-1	3-5	3-5-8	2	9	3	1	1	2
at Buffalo	24:01	3-5	0-0	2-2	0-2-2	4	8	2	0	1	2
USC Upstate	23:27	5-10	1-4	1-2	0-4-4	1	12	0	2	0	0
at Marshall	30:55	5-12	1-3	6-7	1-3-4	3	17	0	4	0	1
Purdue	26:26	6-10	2-4	3-4	3-5-8	0	17	0	0	1	1
at Louisville	33:39	5-7	0-2	0-0	1-4-5	3	10	0	4	0	0
vs. Maryland*	26:44	2-6	0-2	2-2	3-5-8	2	6	0	3	2	0
vs. Morgan State*	18:29	8-10	0-0	1-3	3-3-6	1	17	2	1	2	1
at Miami\$	27:17	3-5	0-0	3-5	1-5-6	1	9	0	1	0	0
Central Michigan	24:19	7-10	0-1	0-0	0-2-2	3	14	3	1	0	0
at Belmont	30:37	4-7	1-2	4-5	7-3-10	2	13	2	5	0	0
Wright State	29:51	1-6	0-0	2-2	5-8-13	1	4	1	1	0	3
Hofstra	25:50	3-6	0-0	0-0	2-1-3	2	6	2	1	0	0
at LSU	30:53	3-11	0-3	0-0	3-7-10	3	6	2	4	0	0
Missouri	19:41	5-8	0-1	0-0	1-2-3	4	10	1	1	0	0
at Alabama											
Oklahoma											
Florida											
at Mississippi State											
at Tennessee											
Georgia											
at Arkansas											
Vanderbilt											
at Texas											
Texas A&M											
Ole Miss											
at Vanderbilt											
at Auburn											
South Carolina											

*Discover Puerto Rico Tournament
\$SEC/ACC Challenge

AWARDS / HONORS

- 2025-26 Cheryl Miller Small Forward of the Year Preseason Top 20 Watch List
- 2023-24 All-Ivy First Team
- 2023-23 Academic All-Ivy
- 2x All-Ivy Second Team (2021-22, 2022-23)
- 2x All-Big 5 Second Team (2021-22, 2022-23)
- 2021-22 CoBL.com All-City 6 Second Team

CAREER

- She is the first Kentucky player to have at least 15 points and 15 rebounds in their Kentucky debut since Evelyn Akhator vs. Rice on Nov. 13, 2015.

PERSONAL

- Knows a little bit of Japanese and Spanish (lived in Japan for two years)
- Three words to describe herself on the court are competitive, engaged and fun
- Played the trombone growing up (4-5 years)
- Three hobbies she enjoys outside of playing basketball are DJ-ing, golfing and reading
- Sports she enjoys following are basketball and UFC
- An essential part of her morning routine is meditating
- Brother, Jonah Obi, played DIII at Colby College for four years ... She visited him in London, where he lives, this summer
- In high school, she also did shot put and discus

Sat out last season - her first season at Kentucky - with a ruptured Achilles

CAREER HIGHS

POINTS:	30 AT MERRIMACK, 12/08/23
FGM:	11 (2x) LAST AT MERRIMACK, 12/08/23
FGA:	19 (2x) LAST AT YALE, 01/22/22
FTM:	11 VS. BROWN, 02/02/24
FTA:	13 (2x) LAST AT YALE, 02/16/24
3FGM:	5 AT ST. JOSEPH'S, 11/15/22
3FGA:	9 AT ST. JOSEPH'S, 11/15/22
O-RBS:	7 (2x) LAST AT BELMONT, 12/14/25
D-RBS:	13 (2x) LAST VS. COLUMBIA, 01/07/23
TOTAL RBS:	15 (2x) LAST VS. MOREHEAD ST., 11/03/25
ASSISTS:	7 (3x) LAST VS. HARVARD, 03/02/24
BLOCKS:	4 AT UC SAN DIEGO, 11/26/23
STEALS:	6 VS. MARIST, 11/11/23
MINUTES:	42 VS. YALE, 02/03/24

SEASON HIGHS

POINTS:	17 (3x) LAST VS. MORGAN STATE, 11/28/25
FGM:	8 VS. MORGAN STATE, 11/28/25
FGA:	12 AT MARSHALL, 11/15/25
FTM:	6 AT MARSHALL, 11/15/25
FTA:	7 AT MARSHALL, 11/15/25
3FGM:	2 VS. PURDUE, 11/18/25
3FGA:	4 (2x) LAST VS. PURDUE, 11/18/25
O-RBS:	7 (2x) LAST AT BELMONT, 12/14/25
D-RBS:	8 (2x) LAST VS. WRIGHT STATE, 12/19/25
TOTAL RBS:	15 VS. MOREHEAD ST., 11/03/25
ASSISTS:	3 (2x) LAST VS. CENTRAL MICH., 12/07/25
BLOCKS:	3 VS. WRIGHT STATE, 12/19/25
STEALS:	2 (2x) LAST VS. MORGAN STATE, 11/28/25
MINUTES:	34 AT LOUISVILLE, 11/22/25

MISCELLANEOUS

	2025-26	Career
10+ Points	9	74
20+ Points		15
30+ Points		
Made 3+ 3FG		7
10+ Rebs	4	27
Double-dbls	2	21
3+ Assists	2	26
2+ Steals	2	21
Led UK in Pts	2	2
Led UK in Rebs	4	4
Led UK in Assists		
Led UK in Stls	3	3
Led UK in Blks		

CAREER STATS

SEASON	TEAM	GP-GS	MIN/AVG	Field Goals		3-Point		F-Throws		Rebounds				Scoring						
				FG-FGA	FG%	3FG-3FGA	3FG%	FT-FTA	FT%	OFF	DEF	TOT	AVG	PF-FO	A	TO	BLK	STL	PTS	AVG
2021-22	Penn	26-26	859/33.0	134-330	.406	21-73	.288	74-102	.725	49	147	196	7.5	62-3	43	94	30	19	363	14.0
2022-23	Penn	29-28	931/32.1	145-330	.439	33-93	.355	43-58	.741	38	182	220	7.6	57-1	57	81	17	27	366	12.6
2023-24	Penn	28-28	957/34.2	149-344	.433	34-88	.386	81-98	.827	41	174	215	7.7	59-0	65	84	38	26	413	14.8
2025-26	UK	16-16	428/26.8	69-129	.535	5-23	.217	30-42	.714	40	67	107	6.7	34-0	19	31	10	8	173	10.8
TOTAL FOR UK		16-16	428/26.8	69-129	.535	5-23	.217	30-42	.714	40	67	107	6.7	34-0	19	31	10	8	173	10.8
TOTAL		99-98	3175/32.1	497-1133	.439	93-277	.336	228-300	.760	168	570	738	7.5	212-4	184	290	95	80	1315	13.3



LEXI BLUE

#4 • GUARD • SOPHOMORE • 6-2
ORLANDO, FLA. / LAKE HIGHLAND PREP

GAME-BY-GAME

Opponents	Min.	FG	3P	FT	O-D-T	PF	Pts	A	TO	Stl	Blk
Morehead State	03:18	0-1	0-1	0-0	1-0-1	1	0	0	0	0	0
Monmouth	18:12	6-8	6-7	0-0	0-1-1	2	18	1	0	0	0
at Buffalo	12:37	0-3	0-3	1-2	1-1-2	1	1	0	2	0	0
USC Upstate	09:51	0-2	0-2	0-0	0-0-0	1	0	0	0	0	0
at Marshall	08:18	1-3	1-3	0-0	0-1-1	4	3	0	0	0	0
Purdue	17:12	1-3	1-3	0-0	1-1-2	1	3	0	0	0	0
at Louisville	10:07	1-2	1-2	0-0	1-2-3	0	3	1	0	0	0
vs. Maryland*	12:52	1-4	0-3	0-0	1-3-4	0	2	1	0	0	0
vs. Morgan State*	21:04	2-7	1-4	1-2	1-0-1	0	6	2	0	1	0
at Miami\$	14:53	0-1	0-1	0-2	1-0-1	0	0	0	0	0	0
Central Michigan	17:32	2-5	1-4	1-2	0-0-0	1	6	1	0	0	0
at Belmont	02:27	0-0	0-0	0-0	0-0-0	1	0	0	0	0	1
Wright State	21:01	1-5	1-4	0-0	2-0-2	1	3	1	1	0	0
Hofstra	17:42	1-4	1-3	0-0	1-2-3	0	3	0	0	1	0
at LSU	03:11	0-0	0-0	0-0	0-0-0	0	0	0	0	0	0
Missouri	12:25	1-2	1-2	0-0	0-3-3	0	3	0	1	0	0
at Alabama											
Oklahoma											
Florida											
at Mississippi State											
at Tennessee											
Georgia											
at Arkansas											
Vanderbilt											
at Texas											
Texas A&M											
Ole Miss											
at Vanderbilt											
at Auburn											
South Carolina											

*Discover Puerto Rico Tournament

\$SEC/ACC Challenge

AWARDS / HONORS

- Tabbed No. 24-ranked prospect by ESPN Hoop-gurlz in the Class of 2024

CAREER

- Her 85.7 3FG% on 6-of-7 3FGM against Monmouth on Nov. 6, 2025, marked the best 3FG% in a UK game (with a minimum of seven attempts) since March 26, 2013 (85.7 3FG% - also 6-of-7 - by A'dia Mathies vs. Dayton).

PERSONAL

- Three words to describe herself on the court are versatile, committed and focused
- Her favorite family recipe to make is peanut butter cookies
- Wants to be a sports reporter after her basketball career ends
- Favorite basketball player is Kevin Durant
- Goes to Starbucks every day ... That is her dream NIL deal
- Cheered and tumbled growing up ... She even had a back handspring back tuck
- A skill or talent she has always wanted to learn is playing the piano

CAREER HIGHS

POINTS:	18 vs. MONMOUTH, 11/06/25
FGM:	6 vs. MONMOUTH, 11/06/25
FGA:	8 vs. MONMOUTH, 11/06/25
FTM:	2 (3x) LAST AT OKLAHOMA, 02/02/25
FTA:	2 (4x) LAST VS. CENTRAL MICH., 12/07/25
3FGM:	6 vs. MONMOUTH, 11/06/25
3FGA:	7 vs. MONMOUTH, 11/06/25
O-RBS:	2 (4x) LAST VS. WRIGHT STATE, 12/19/25
D-RBS:	3 (4x) LAST VS. MISSOURI, 01/04/26
TOTAL RBS:	4 vs. MARYLAND, 11/26/25
ASSISTS:	2 (2x) LAST VS. MORGAN STATE, 11/28/25
BLOCKS:	1 (2x) LAST AT BELMONT, 12/14/25
STEALS:	2 vs. USC UPSTATE, 11/04/24
MINUTES:	21 (3x) LAST VS. WRIGHT STATE, 12/19/25

SEASON HIGHS

POINTS:	18 vs. MONMOUTH, 11/06/25
FGM:	6 vs. MONMOUTH, 11/06/25
FGA:	8 vs. MONMOUTH, 11/06/25
FTM:	1 (3x) LAST VS. CENTRAL MICH., 12/07/25
FTA:	2 (4x) LAST VS. CENTRAL MICH., 12/07/25
3FGM:	6 vs. MONMOUTH, 11/06/25
3FGA:	7 vs. MONMOUTH, 11/06/25
O-RBS:	2 vs. WRIGHT STATE, 12/19/25
D-RBS:	3 (2x) LAST VS. MISSOURI, 01/04/26
TOTAL RBS:	4 vs. MARYLAND, 11/26/25
ASSISTS:	2 vs. MORGAN STATE, 11/28/25
BLOCKS:	1 AT BELMONT, 12/14/25
STEALS:	1 (2x) LAST VS. HOFSTRA, 12/28/25
MINUTES:	21 (2x) LAST VS. WRIGHT STATE, 12/19/25

MISCELLANEOUS

	2025-26	Career
10+ Points	1	1
20+ Points		-
30+ Points		-
Made 3+ 3FG	1	1
10+ Rebs		-
Double-dbls		-
3+ Assists		-
2+ Steals		1
Led UK in Pts	1	1
Led UK in Rebs		-
Led UK in Asts		-
Led UK in Stls		1
Led UK in Blks		1

CAREER STATS

SEASON	TEAM	GP-GS	MIN/AVG	Field Goals		3-Point		F-Throws		Rebounds				Scoring						
				FG-FGA	FG%	3FG-3FGA	3FG%	FT-FTA	FT%	OFF	DEF	TOT	AVG	PF-FO	A	TO	BLK	STL	PTS	AVG
2024-25	UK	23-0	212/9.2	13-41	.317	5-26	.192	6-9	.667	11	21	32	1.4	18-0	7	9	2	2	37	1.6
2025-26	UK	16-0	203/12.7	17-50	.340	14-42	.333	3-8	.375	10	14	24	1.5	13-0	7	4	1	2	51	3.2
TOTAL		39-0	415/10.6	30-91	.330	19-68	.279	9-17	.529	21	35	56	1.4	31-0	14	13	3	4	88	2.3



TONIE MORGAN

#5 • GUARD • SR • 5-9

TALLAHASSEE, FLA. / FLORIDA STATE UNIVERSITY SCHOOL / GEORGIA TECH

GAME-BY-GAME

Opponents	Min.	FG	3P	FT	O-D-T	PF	Pts	A	TO	Stl	Blk
Morehead State	33:34	6-15	0-2	4-4	0-2-2	3	16	4	5	0	1
Monmouth	27:08	4-9	0-2	0-1	0-2-2	0	8	9	4	1	0
at Buffalo	31:41	2-7	0-2	1-2	0-1-1	2	5	9	1	2	0
USC Upstate	33:06	4-7	1-1	2-2	1-1-2	1	11	16	0	0	2
at Marshall	35:44	3-7	0-2	0-0	2-2-4	3	6	11	3	1	1
Purdue	22:09	3-7	1-2	4-5	0-2-2	3	11	6	2	0	0
at Louisville	37:48	8-16	0-0	3-4	2-3-5	1	19	7	1	1	0
vs. Maryland*	37:20	7-11	4-5	4-4	1-3-4	4	22	8	8	2	1
vs. Morgan State*	23:35	2-5	0-1	2-2	1-4-5	0	6	8	1	0	0
at Miami\$	34:37	7-14	1-2	5-6	1-1-2	4	20	4	3	2	1
Central Michigan	31:21	3-8	0-0	6-6	0-3-3	3	12	11	0	2	0
at Belmont	40:00	4-8	1-3	9-10	0-4-4	2	18	9	6	1	1
Wright State	31:00	7-11	0-2	4-5	1-5-6	0	18	6	2	2	2
Hofstra	30:59	3-7	0-0	3-6	0-3-3	1	9	10	2	1	1
at LSU	39:14	7-10	3-3	7-12	0-3-3	2	24	12	0	1	0
Missouri	38:04	7-11	2-3	2-4	0-2-2	0	18	14	3	1	1
at Alabama											
Oklahoma											
Florida											
at Mississippi State											
at Tennessee											
Georgia											
at Arkansas											
Vanderbilt											
at Texas											
Texas A&M											
Ole Miss											
at Vanderbilt											
at Auburn											
South Carolina											

*Discover Puerto Rico Tournament
\$SEC/ACC Challenge

AWARDS / HONORS

- SEC Player of the Week (Jan. 6, 2026)
- USBWA Ann Meyers Drysdale National Player of the Week (Jan. 6, 2026)
- March Madness Starting Five of the Week (Jan. 6, 2026)
- 2025-26 Nancy Lieberman Point Guard of the Year Preseason Top 20 Watch List
- 2x All-ACC Second Team (2023-24, 2024-25)
- 2024-25 Hawaii North Shore Showcase Tournament MVP
- 2023-24 ACC All-Tournament Second Team
- 2023-24 Cancun Challenge All-Tournament Team
- 2023 ACC All-Freshman Team
- 2023 ACC Rookie of the Week – Jan. 23, Feb. 6
- 2022-23 ACC Academic Honor Roll

CAREER

- Tied the 43-year-old, single-game school record for assists on 16 against USC Upstate, also with zero turnovers in that game.
- The only SEC player since at least 2002-03 with at least three games in a single season with at least 10 assists and 0 turnovers (also tied for second in DI in same timeframe)

PERSONAL

- Three words to describe herself on the court are smooth, playmaker and floor general
- Graduated in three years from Georgia Tech with a degree in business administration
- Used to play guitar and violin
- Did track and field from 5-years-old to 10th grade ... Set the middle school state record in the 100m and 200m hurdles
- Three of her hobbies are nature walks, cooking and reading
- Has an interest in cars ... Dream NIL deal would be with Lexus
- One of her favorite pieces of advice is to be where your feet are
- Brother, Johaz Morgan, did track and field at Virginia State and other brother, Javan Morgan, played football at Florida A&M
- Donate more gift cards, winter coats, money and a scorers' table this Christmas

CAREER HIGHS

POINTS:	31 AT STANFORD, 03/02/25
FGM:	12 AT STANFORD, 03/02/25
FGA:	20 (3x) LAST VS. VIRGINIA TECH, 03/06/25
FTM:	10 (3x) LAST VS. DUKE, 03/07/24
FTA:	15 VS. VIRGINIA, 01/04/24
3FGM:	4 VS. MARYLAND, 11/26/25
3FGA:	6 VS. NOTRE DAME, 02/01/24
O-RBS:	5 (3x) LAST VS. So. DAKOTA ST., 11/23/24
D-RBS:	14 VS. SYRACUSE, 01/19/23
TOTAL RBS:	15 VS. SYRACUSE, 01/19/23
ASSISTS:	16 VS. USC UPSTATE, 11/12/25
BLOCKS:	2 (5x) LAST VS. WRIGHT STATE, 12/19/25
STEALS:	5 VS. MERCER, 12/05/23
MINUTES:	42 AT MIAMI (FL), 03/03/24

SEASON HIGHS

POINTS:	24 AT LSU, 01/01/26
FGM:	8 AT LOUISVILLE, 11/22/25
FGA:	16 AT LOUISVILLE, 11/22/25
FTM:	9 AT BELMONT, 12/14/25
FTA:	12 AT LSU, 01/01/26
3FGM:	4 VS. MARYLAND, 11/26/25
3FGA:	5 VS. MARYLAND, 11/26/25
O-RBS:	2 (2x) LAST AT LOUISVILLE, 11/22/25
D-RBS:	5 VS. WRIGHT STATE, 12/19/25
TOTAL RBS:	6 VS. WRIGHT STATE, 12/19/25
ASSISTS:	16 VS. USC UPSTATE, 11/12/25
BLOCKS:	2 (2x) LAST VS. WRIGHT STATE, 12/19/25
STEALS:	2 (5x) LAST VS. WRIGHT STATE, 12/19/25
MINUTES:	40 AT BELMONT, 12/14/25

MISCELLANEOUS

	2025-26	Career
10+ Points	11	83
20+ Points	3	15
30+ Points		1
Made 3+ 3FG	2	40
10+ Rebs		11
Double-dbls	4	19
3+ Assists	16	93
2+ Steals	5	39
Led UK in Pts	5	5
Led UK in Rebs		-
Led UK in Asts	16	16
Led UK in Stls	5	5
Led UK in Blks		-

CAREER STATS

SEASON	TEAM	GP-GS	MIN/AVG	Field Goals			3-Point		F-Throws		Rebounds				Scoring					
				FG-FGA	FG%	3FG-3FGA	3FG%	FT-FTA	FT%	OFF	DEF	TOT	AVG	PF-FO	A	TO	BLK	STL	PTS	AVG
2022-23	GaTech	30-29	851/28.4	103-252	.409	8-42	.190	79-115	.687	40	129	169	5.6	65-0	114	99	4	27	293	9.8
2023-24	GaTech	33-33	1057/32.0	187-409	.457	15-59	.254	127-187	.679	50	176	226	6.8	71-1	170	125	9	55	516	15.6
2024-25	GaTech	33-33	963/29.2	180-368	.489	15-61	.246	77-107	.720	37	111	148	4.5	61-0	184	76	13	34	452	13.7
2025-26	UK	16-16	527/33.0	77-153	.503	13-30	.433	56-73	.767	9	41	50	3.1	29-0	144	41	11	17	223	13.9
TOTAL FOR UK		16-16	527/33.0	77-153	.503	13-30	.433	56-73	.767	9	41	50	3.1	29-0	144	41	11	17	223	13.9
TOTAL		112-111	3398/30.3	547-1182	.463	51-192	.266	339-482	.703	136	457	593	5.3	226-1	612	341	37	133	1484	13.3



TEONNI KEY

#7 • FORWARD • SR • 6-5
CARY, N.C. / CARY HS / NORTH CAROLINA

GAME-BY-GAME

Opponents	Min.	FG	3P	FT	O-D-T	PF	Pts	A	TO	Stl	Blk
Morehead State	18:17	1-7	0-0	3-8	2-4-6	1	5	1	1	1	4
Monmouth	21:31	6-9	0-1	2-3	1-2-3	2	14	1	0	1	2
at Buffalo	31:49	8-12	0-2	1-2	7-5-12	3	17	2	1	1	0
USC Upstate	15:53	2-7	1-3	5-6	0-3-3	1	10	0	1	2	1
at Marshall	21:24	3-6	0-0	4-4	4-0-4	4	10	2	1	0	1
Purdue	27:17	1-8	0-2	4-4	2-5-7	2	6	3	1	0	3
at Louisville	32:19	8-13	0-1	1-1	2-6-8	1	17	1	3	1	4
vs. Maryland*	13:38	2-4	0-0	0-0	0-0-0	5	4	0	0	0	0
vs. Morgan State*	19:40	7-7	0-0	2-2	0-4-4	3	16	1	0	1	1
at Miami\$	26:37	4-6	0-0	3-4	1-4-5	3	11	2	2	2	0
Central Michigan	27:15	8-10	0-0	1-2	3-8-11	2	17	1	2	1	2
at Belmont	18:38	2-4	0-1	1-2	4-2-6	3	5	0	1	1	1
Wright State					- DNP -						
Hofstra					- DNP -						
at LSU	38:58	8-14	0-2	1-1	9-7-16	2	17	0	4	1	0
Missouri	22:10	2-6	0-0	1-2	1-5-6	0	5	1	0	1	0
at Alabama											
Oklahoma											
Florida											
at Mississippi State											
at Tennessee											
Georgia											
at Arkansas											
Vanderbilt											
at Texas											
Texas A&M											
Ole Miss											
at Vanderbilt											
at Auburn											
South Carolina											

*Discover Puerto Rico Tournament
 \$SEC/ACC Challenge

AWARDS / HONORS

- 2025-26 Preseason All-SEC Second Team by the Coaches

CAREER

- Last season, finished third on the program's top-10, single-season bpg list at 1.709, also finished fifth in blocks at 53 ... Also finished third on the top-10, single-game blocks list with six against Arizona State on Nov. 26, 2024.

PERSONAL

- Three words to describe herself on the court are versatile, electric and fun
- One skill or talent she has always wanted to try is modeling
- Three of her hobbies are cooking, reading and watching YouTube ... Filmed a cooking episode over the summer called "The Key Ingredient"
- Something she never skips in the morning is drinking a bottle of water, doing her skin care routine and taking vitamins
- When she was younger, her mom asked her if she wanted to play basketball or dance and she said dance
- Interned with the UK Athletics Student-Athlete Experience department for two semesters
- Sister, Tamari Key, played five years of women's basketball at Tennessee and mother, Tammy Brown, played volleyball at Coastal Carolina
- In high school, ran track her freshman year and got eighth place in the New Balance Nations

CAREER HIGHS

POINTS:	20 AT TEXAS A&M, 01/23/25
FGM:	8 (6x) LAST AT LSU, 01/01/26
FGA:	16 AT TEXAS A&M, 01/23/25
FTM:	6 (2x) LAST VS. GEORGIA, 02/16/25
FTA:	8 VS. MOREHEAD ST., 11/03/25
3FGM:	2 (2x) LAST AT OLE MISS, 02/10/25
3FGA:	4 AT TEXAS A&M, 01/23/25
O-RBS:	9 (2x) LAST AT LSU, 01/01/26
D-RBS:	11 VS. GEORGIA, 02/16/25
TOTAL RBS:	16 AT LSU, 01/01/26
ASSISTS:	5 VS. USC UPSTATE, 11/04/24
BLOCKS:	6 VS. ARIZONA STATE, 11/26/24
STEALS:	4 AT SYRACUSE, 02/09/23
MINUTES:	39 AT LSU, 01/01/26

SEASON HIGHS

POINTS:	17 (4x) LAST AT LSU, 01/01/26
FGM:	8 (4x) LAST AT LSU, 01/01/26
FGA:	14 AT LSU, 01/01/26
FTM:	5 VS. USC UPSTATE, 11/12/25
FTA:	8 VS. MOREHEAD ST., 11/03/25
3FGM:	1 VS. USC UPSTATE, 11/12/25
3FGA:	3 VS. USC UPSTATE, 11/12/25
O-RBS:	9 AT LSU, 01/01/26
D-RBS:	8 VS. CENTRAL MICHIGAN, 12/07/25
TOTAL RBS:	16 AT LSU, 01/01/26
ASSISTS:	3 VS. PURDUE, 11/18/25
BLOCKS:	4 (2x) LAST AT LOUISVILLE, 11/22/25
STEALS:	2 (2x) LAST AT MIAMI, 12/03/25
MINUTES:	39 AT LSU, 01/01/26

MISCELLANEOUS

	2025-26	Career
10+ Points	9	35
20+ Points		1
30+ Points		-
Made 3+ 3FG		-
10+ Rebs	3	16
Double-dbls	3	15
3+ Assists	1	10
2+ Steals	2	9
Led UK in Pts	1	3
Led UK in Rebs	3	16
Led UK in Asts		-
Led UK in Stls	2	11
Led UK in Blks	2	9

CAREER STATS

SEASON	TEAM	GP-GS	MIN/AVG	Field Goals		3-Point		F-Throws		Rebounds				Scoring						
				FG-FGA	FG%	3FG-3FGA	3FG%	FT-FTA	FT%	OFF	DEF	TOT	AVG	PF-FO	A	TO	BLK	STL	PTS	AVG
2022-23	UNC	28-1	283/10.1	22-59	.373	0-3	.000	23-39	.590	26	42	68	2.4	40-0	8	35	12	9	67	2.4
2023-24	UNC	23-0	218/9.5	25-53	.472	0-3	.000	13-17	.765	21	36	57	2.5	25-0	7	17	13	4	63	2.7
2024-25	UK	31-31	871/28.1	138-274	.504	11-45	.244	65-84	.774	87	169	256	8.3	103-2	46	80	53	28	352	11.4
2025-26	UK	14-14	335/24.0	62-113	.549	1-12	.083	29-41	.707	36	55	91	6.5	32-1	15	17	19	13	154	11.0
TOTAL FOR UK	45-45	1206/26.8	200-387	.517	12-57	.211	94-125	.752	123	224	347	7.7	135-3	61	97	72	41	506	11.2	
TOTAL	96-46	1707/17.8	247-499	.495	12-63	.190	130-181	.718	170	302	472	4.9	200-3	76	149	97	54	636	6.6	



ASIA BOONE

#8 • GUARD • JR • 5-8

SAN DIEGO, CALIF. / IMG ACADEMY / LIBERTY

GAME-BY-GAME

Opponents	Min.	FG	3P	FT	O-D-T	PF	Pts	A	TO	Stl	Blk
Morehead State	26:10	2-11	1-8	2-2	0-2-2	2	7	2	1	1	2
Monmouth	23:26	5-8	4-6	0-0	0-1-1	4	14	4	1	2	0
at Buffalo	19:55	1-8	0-5	0-0	0-1-1	0	2	1	2	1	0
USC Upstate	24:03	4-9	4-9	0-0	0-1-1	1	12	3	0	1	0
at Marshall	29:18	4-13	4-11	2-4	1-3-4	2	14	1	2	2	0
Purdue	31:09	2-10	2-7	0-0	0-3-3	1	6	3	0	0	0
at Louisville	13:26	0-1	0-1	0-0	1-2-3	0	0	0	2	0	0
vs. Maryland*	31:36	5-12	3-9	0-0	0-3-3	2	13	1	2	1	0
vs. Morgan State*	22:36	8-10	5-7	0-0	1-2-3	2	21	1	0	0	0
at Miami\$	28:25	2-6	2-5	0-0	0-1-1	4	6	0	2	0	0
Central Michigan	28:07	4-11	3-8	0-0	4-3-7	2	11	3	0	1	0
at Belmont	28:40	1-5	1-5	0-0	0-3-3	4	3	4	1	0	0
Wright State	23:37	6-13	5-11	0-0	0-2-2	1	17	4	1	0	0
Hofstra	32:53	4-10	3-8	0-0	2-1-3	3	11	8	2	1	0
at LSU	34:42	6-16	5-13	1-2	1-3-4	4	18	3	0	1	0
Missouri	29:54	3-7	3-7	0-0	0-4-4	2	9	0	0	1	1
at Alabama											
Oklahoma											
Florida											
at Mississippi State											
at Tennessee											
Georgia											
at Arkansas											
Vanderbilt											
at Texas											
Texas A&M											
Ole Miss											
at Vanderbilt											
at Auburn											
South Carolina											

*Discover Puerto Rico Tournament
\$SEC/ACC Challenge

AWARDS / HONORS

- 2024-25 All-CUSA Second Team
- 2024-25 All-CUSA Tournament Team
- 2023-24 CUSA Freshman of the Year
- 2023-24 All-CUSA Second Team
- 2023-24 CUSA All-Freshman Team
- 2023-24 CUSA All-Tournament Team

PERSONAL

- Nickname is AB
- Parents, Kevin and Jamie Boone, are Navy veterans
- Has 40 flight hours ... Wants to be a pilot after basketball ... Has even done emergency landings in planes
- Her favorite recipe to make is her mom's ranch chicken
- Passionate about spreading the word of God
- Her favorite piece of advice is to be comfortable with being uncomfortable
- Watched Kelsey Plum through high school, likes her game
- Older sister, Jazmen Boone, played four years of women's basketball at William & Mary before playing overseas in Ireland and Australia

CAREER HIGHS

POINTS:	25 AT UTEP, 03/02/24
FGM:	8 (3X) LAST VS. MORGAN STATE, 11/28/25
FGA:	17 (2X) LAST VS. NEW MEXICO ST., 03/15/24
FTM:	6 (2X) LAST VS. NEW MEXICO ST., 02/12/25
FTA:	8 LAST VS. DUKE, 11/07/24
3FGM:	6 (2X) LAST AT UTEP, 03/02/24
3FGA:	13 (2X) LAST AT LSU, 01/01/26
O-RBS:	4 VS. CENTRAL MICHIGAN, 12/07/25
D-RBS:	8 AT FIU, 01/18/24
TOTAL RBS:	9 AT FIU, 01/18/24
ASSISTS:	8 VS. HOFSTRA, 12/28/25
BLOCKS:	2 (2X) LAST VS. VS. MOREHEAD ST., 11/03/25
STEALS:	5 VS. GRAND CANYON, 12/20/23
MINUTES:	40 VS. TOWSON, 12/04/23

SEASON HIGHS

POINTS:	21 VS. MORGAN STATE, 11/28/25
FGM:	8 VS. MORGAN STATE, 11/28/25
FGA:	16 AT LSU, 01/01/26
FTM:	2 (2X) LAST AT MARSHALL, 11/15/25
FTA:	4 AT MARSHALL, 11/15/25
3FGM:	5 (3X) LAST AT LSU, 01/01/26
3FGA:	13 AT LSU, 01/01/26
O-RBS:	4 VS. CENTRAL MICHIGAN, 12/07/25
D-RBS:	4 VS. MISSOURI, 01/04/26
TOTAL RBS:	7 VS. CENTRAL MICHIGAN, 12/07/25
ASSISTS:	8 VS. HOFSTRA, 12/28/25
BLOCKS:	2 VS. MOREHEAD ST., 11/03/25
STEALS:	2 (2X) LAST AT MARSHALL, 11/15/25
MINUTES:	35 AT LSU, 01/01/26

MISCELLANEOUS

	2025-26	Career
10+ Points	9	44
20+ Points	1	3
30+ Points	-	-
Made 3+ 3FG	10	29
10+ Rebs	-	-
Double-dbls	-	-
3+ Assists	8	25
2+ Steals	2	21
Led UK in Pts	1	1
Led UK in Rebs	-	-
Led UK in Asts	-	-
Led UK in Stls	3	3
Led UK in Blks	-	-

CAREER STATS

SEASON	TEAM	GP-GS	MIN/AVG	Field Goals		3-Point		F-Throws		Rebounds				Scoring						
				FG-FGA	FG%	3FG-3FGA	3FG%	FT-FTA	FT%	OFF	DEF	TOT	AVG	PF-FO	A	TO	BLK	STL	PTS	AVG
2023-24	Lib	34-34	1018/29.9	116-320	.363	63-171	.368	50-67	.746	18	91	109	3.2	61-1	71	67	2	41	345	10.1
2024-25	Lib	33-33	793/24.0	119-295	.403	62-168	.369	38-50	.760	24	75	99	3.0	69-2	46	45	3	28	338	10.2
2025-26	UK	16-2	428/26.7	57-150	.380	45-120	.375	5-8	.625	10	35	45	2.8	34-0	38	16	3	12	164	10.3
TOTAL FOR UK		16-2	428/26.7	57-150	.380	45-120	.375	5-8	.625	10	35	45	2.8	34-0	38	16	3	12	164	10.3
TOTAL		83-69	2239/27.0	292-765	.382	170-459	.370	93-125	.744	52	201	253	3.0	164-3	155	128	8	81	847	10.2



GABBY BROOKS

#11 • GUARD • JR • 5-10

HARRISONBURG, VA. / BLACKSBURG HS / VIRGINIA TECH

GAME-BY-GAME

Opponents	Min.	FG	3P	FT	O-D-T	PF	Pts	A	TO	Stl	Blk
Morehead State					- DNP -						
Monmouth	10:00	2-2	2-2	0-0	0-0-0	0	6	0	1	0	0
at Buffalo	02:58	0-0	0-0	0-0	0-0-0	0	0	0	0	0	0
USC Upstate	06:12	0-2	0-2	0-0	0-0-0	0	0	0	0	0	0
at Marshall					- DNP -						
Purdue	02:09	0-0	0-0	0-0	0-0-0	0	0	0	0	0	0
at Louisville					- DNP -						
vs. Maryland*					- DNP -						
vs. Morgan State*	10:00	0-1	0-1	0-0	0-0-0	0	0	2	0	0	0
at Miami\$					- DNP -						
Central Michigan					- DNP -						
at Belmont					- DNP -						
Wright State	10:00	0-1	0-1	0-0	0-0-0	1	0	3	0	0	0
Hofstra	05:20	0-0	0-0	0-0	0-0-0	1	0	0	2	0	0
at LSU					- DNP -						
Missouri					- DNP -						
at Alabama											
Oklahoma											
Florida											
at Mississippi State											
at Tennessee											
Georgia											
at Arkansas											
Vanderbilt											
at Texas											
Texas A&M											
Ole Miss											
at Vanderbilt											
at Auburn											
South Carolina											

*Discover Puerto Rico Tournament

\$SEC/ACC Challenge

PERSONAL

- First started playing basketball at her father's summer camps
- Fluent in Spanish ... In grade school, was in a Spanish immersion program where half her day was in Spanish and half in English ... Currently pursuing a minor in Spanish
- Wants to be an ultrasound tech for her career
- Also played volleyball for four years and tennis for one year ... Was on the All-Region and All-District Team in volleyball

CAREER HIGHS

POINTS:	6 vs. MONMOUTH, 11/06/25
FGM:	2 vs. MONMOUTH, 11/06/25
FGA:	2 (2x) LAST vs. USC UPSTATE, 11/12/25
FTM:	-
FTA:	-
3FGM:	2 vs. MONMOUTH, 11/06/25
3FGA:	2 (2x) LAST vs. USC UPSTATE, 11/12/25
O-RBS:	-
D-RBS:	-
TOTAL RBS:	-
ASSISTS:	3 vs. WRIGHT STATE, 12/19/25
BLOCKS:	-
STEALS:	-
MINUTES:	10 (2x) LAST vs. MORGAN ST., 11/28/25

SEASON HIGHS

POINTS:	6 vs. MONMOUTH, 11/06/25
FGM:	2 vs. MONMOUTH, 11/06/25
FGA:	2 (2x) LAST vs. USC UPSTATE, 11/12/25
FTM:	-
FTA:	-
3FGM:	2 vs. MONMOUTH, 11/06/25
3FGA:	2 (2x) LAST vs. USC UPSTATE, 11/12/25
O-RBS:	-
D-RBS:	-
TOTAL RBS:	-
ASSISTS:	3 vs. WRIGHT STATE, 12/19/25
BLOCKS:	-
STEALS:	-
MINUTES:	10 (2x) LAST vs. MORGAN ST., 11/28/25

MISCELLANEOUS

	2025-26	Career
10+ Points		-
20+ Points		-
30+ Points		-
Made 3+ 3FG		-
10+ Rebs		-
Double-dbls		-
3+ Assists		-
2+ Steals		-
Led UK in Pts		-
Led UK in Rebs		-
Led UK in Asts		-
Led UK in Stls		-
Led UK in Blks		-

CAREER STATS

SEASON	TEAM	GP-GS	MIN/AVG	Field Goals		3-Point		F-Throws		Rebounds				Scoring						
				FG-FGA	FG%	3FG-3FGA	3FG%	FT-FTA	FT%	OFF	DEF	TOT	AVG	PF	FO	A	TO	BLK	STL	PTS
2024-25	UK	4-0	17/4.3	1-5	.200	1-5	.200	0-0	.000	0	0	0	0.0	1-0	0	1	0	0	3	0.8
2025-26	UK	7-0	47/6.7	2-6	.333	2-6	.333	0-0	.000	0	0	0	0.0	2-0	5	3	0	0	6	0.9
TOTAL		11-0	64/5.8	3-11	.273	3-11	.273	0-0	.000	0	0	0	0.0	3-0	5	4	0	0	9	0.8



DOMINKA PAUROVÁ

#12 • GUARD • SO • 6-1

MLADÁ BOLESLAV, CZECH REPUBLIC / DME ACADEMY / OREGON STATE

GAME-BY-GAME

Opponents	Min.	FG	3P	FT	O-D-T	PF	Pts	A	TO	Stl	Blk
Morehead State					Out indefinitely						
Monmouth					Out indefinitely						
at Buffalo					Out indefinitely						
USC Upstate					Out indefinitely						
at Marshall					Out indefinitely						
Purdue					Out indefinitely						
at Louisville					Out indefinitely						
vs. Maryland*					Out indefinitely						
vs. Morgan State*					Out indefinitely						
at Miami					Out indefinitely						
Central Michigan					Out indefinitely						
at Belmont					Out indefinitely						
Wright State					Out indefinitely						
Hofstra					Out indefinitely						
at LSU					Out indefinitely						
Missouri					Out indefinitely						
at Alabama											
Oklahoma											
Florida											
at Mississippi State											
at Tennessee											
Georgia											
at Arkansas											
Vanderbilt											
at Texas											
Texas A&M											
Ole Miss											
at Vanderbilt											
at Auburn											
South Carolina											

*Discover Puerto Rico Tournament
SSEC/ACC Challenge

AWARDS / HONORS

- 2023-24 PAC-12 All-Freshman Team Honorable Mention

PERSONAL

- Speaks four languages, including Czech, English, Russian and Spanish
- Wants to be an architect or work in the sports industry after basketball
- Aims to get 11 hours of sleep each night ... Gets wakeup calls from her mom each morning
- Traveled to England and Malta at 12-years-old for five weeks to learn English ... Moved to the United States by herself at age 16
- Earned Czech National Championships in swimming (5x) and in water rescue (1x), also earning a bronze medal in skiing (1x)
- Three words to describe herself on the court are hard-working, versatile and competitive

Sat out last season - her first season at Kentucky - with a ruptured ACL. Re-tore her ACL this preseason and is out indefinitely.

CAREER HIGHS

POINTS:	17 vs. EASTERN WASHINGTON, 03/22/24
FGM:	6 vs. EASTERN WASHINGTON, 03/22/24
FGA:	12 vs. ARKANSAS-PINE BLUFF, 11/06/23
FTM:	4 (2x) LAST vs. UCLA, 02/16/24
FTA:	6 vs. UCLA, 02/16/24
3FGM:	3 vs. EASTERN WASHINGTON, 03/22/24
3FGA:	7 vs. STANFORD, 03/08/24
O-RBS:	3 AT WASHINGTON, 02/25/24
D-RBS:	5 (2x) LAST vs. CALIFORNIA, 03/02/24
TOTAL RBS:	5 (6x) LAST vs. STANFORD, 02/08/24
ASSISTS:	7 vs. MORGAN STATE, 12/28/23
BLOCKS:	1 (5x) LAST vs. NOTRE DAME, 03/29/24
STEALS:	3 (2x) LAST AT WASHINGTON, 02/25/24
MINUTES:	35 vs. ARIZONA, 01/12/24

SEASON HIGHS

POINTS:	-
FGM:	-
FGA:	-
FTM:	-
FTA:	-
3FGM:	-
3FGA:	-
O-RBS:	-
D-RBS:	-
TOTAL RBS:	-
ASSISTS:	-
BLOCKS:	-
STEALS:	-
MINUTES:	-

MISCELLANEOUS

	2025-26	Career
10+ Points		7
20+ Points		-
30+ Points		-
Made 3+ 3FG		1
10+ Rebs		-
Double-dbls		-
3+ Assists		7
2+ Steals		3
Led UK in Pts		-
Led UK in Rebs		-
Led UK in Asts		-
Led UK in Stls		-
Led UK in Blks		-

CAREER STATS

SEASON	TEAM	GP-GS	MIN/AVG	Field Goals		3-Point		F-Throws		Rebounds				Scoring						
				FG-FGA	FG%	3FG-3FGA	3FG%	FT-FTA	FT%	OFF	DEF	TOT	AVG	PF-FO	A	TO	BLK	STL	PTS	AVG
2023-24	OSU	35-0	578/16.5	71-148	.480	16-43	.372	33-44	.750	16	56	72	2.1	41-0	49	55	5	19	191	5.5
TOTAL FOR UK		0-0	0/0.0	0-0	.000	0-0	.000	0-0	.000	0	0	0	0.0	0-0	0	0	0	0	0	0.0
TOTAL		35-0	578/16.5	71-148	.480	16-43	.372	33-44	.750	16	56	72	2.1	41-0	49	55	5	19	191	5.5



CLARA STRACK

#13 • CENTER • JR • 6-5
 BUFFALO, N.Y. / HAMBURG HS / VIRGINIA TECH

GAME-BY-GAME

Opponents	Min.	FG	3P	FT	O-D-T	PF	Pts	A	TO	Stl	Blk
Morehead State	34:47	6-13	0-1	3-3	6-9-15	3	15	2	1	3	3
Monmouth	18:02	4-7	1-3	0-0	2-4-6	1	9	3	0	1	3
at Buffalo	29:06	9-14	1-4	8-11	2-10-12	3	27	2	3	1	4
USC Upstate	25:31	8-12	2-5	0-0	4-12-16	1	18	1	2	3	4
at Marshall	26:10	5-10	0-1	5-6	5-8-13	3	15	1	5	1	1
Purdue	26:25	7-14	1-4	2-2	1-12-13	1	17	2	1	0	5
at Louisville	36:34	7-12	1-1	2-3	1-9-10	3	17	3	2	2	2
vs. Maryland*	39:13	4-9	1-1	0-2	4-5-9	3	9	2	2	0	2
vs. Morgan State*	16:20	6-11	0-1	1-1	3-2-5	1	13	2	1	1	1
at Miami\$	32:57	6-15	1-5	0-0	4-5-9	3	13	4	4	4	2
Central Michigan	28:14	7-9	0-1	0-0	1-3-4	4	14	4	3	3	3
at Belmont	35:34	8-21	0-5	2-3	3-5-8	4	18	1	3	1	2
Wright State	26:58	9-18	1-4	7-9	2-5-7	0	26	3	0	0	4
Hofstra	27:05	11-17	0-3	2-2	1-10-11	3	24	2	2	2	7
at LSU	31:12	6-13	0-2	3-7	4-5-9	4	15	1	0	1	0
Missouri	33:18	7-18	3-9	2-2	0-10-10	3	19	0	0	2	3
at Alabama											
Oklahoma											
Florida											
at Mississippi State											
at Tennessee											
Georgia											
at Arkansas											
Vanderbilt											
at Texas											
Texas A&M											
Ole Miss											
at Vanderbilt											
at Auburn											
South Carolina											

*Discover Puerto Rico Tournament
 \$SEC/ACC Challenge

AWARDS / HONORS

- Wooden Award Top 25 Midseason Watch List
- USBWA Ann Meyers Drysdale Nat. POW (Nov. 5, 2025)
- SEC Player of the Week (Nov. 5, 2025)
- 25-26 Lisa Leslie Center of the Year Preseason Top 20 Watch List
- 25-26 Jersey Mike's Naismith Trophy Women's College Player of the Year Watch List
- 25-26 Preseason All-SEC Second Team by the Media
- 25-26 Preseason All-SEC Second Team by the Coaches
- 24-25 SEC Defensive Player of the Year
- 24-25 SEC All-Defensive Team
- 24-25 All-SEC Second Team
- 24-25 Lisa Leslie Center of the Year Top 10 Finalist
- USBWA Ann Meyers Drysdale Nat. POW (Dec. 3, 2024)

CAREER

- Last season, set school records in single-season blocks (73), single-season bpg (2.4), single-game FG% (11-11 vs. Tennessee) and single-game blocks (8 at Ole Miss)
- On Nov. 22, 2025, Strack became one of two player's in DI to have at least 575 points, 375 rebounds, 75 blocks, 74 assists and 25 steals since the start of last season (also Sarah Strong, UConn) at the time.
- Since the start of last season, she has the most games with at least one made 3 among players 6-5 or taller in DI (20) as of Dec. 3, 2025.

PERSONAL

- Parents, Ron and Betsy Strack, are Air Force veterans ... Younger sister, Daisy Strack, also plans to enter the military after high school
- Trained and played as a guard growing up because she didn't hit her growth spurt until late
- Played softball (pitcher and first base) until 2020, when she chose basketball over softball
- Buffalo Bills football fan ... Was a special guest at a training camp this fall ... Met the three UK football alumni currently playing there
- She is a young junior, just turning 20 in November

CAREER HIGHS

POINTS:	27 AT BUFFALO, 11/09/25
FGM:	12 VS. ILLINOIS, 11/27/24
FGA:	21 AT BELMONT, 12/14/25
FTM:	8 (3X) LAST AT BUFFALO, 11/09/25
FTA:	11 AT BUFFALO, 11/09/25
3FGM:	3 (2X) LAST VS. MISSOURI, 01/04/26
3FGA:	9 VS. MISSOURI, 01/04/26
O-RBS:	6 (2X) LAST VS. VS. MOREHEAD ST., 11/03/25
D-RBS:	14 VS. OKLAHOMA, 03/07/25
TOTAL RBS:	16 (2X) LAST VS. USC UPSTATE, 11/12/25
ASSISTS:	8 VS. NORTHERN KENTUCKY, 11/07/24
BLOCKS:	8 AT OLE MISS, 02/10/25
STEALS:	5 AT OKLAHOMA, 02/02/25
MINUTES:	44 (2X) LAST VS. KANSAS STATE, 03/23/25

SEASON HIGHS

POINTS:	27 AT BUFFALO, 11/09/25
FGM:	11 VS. HOFSTRA, 12/28/25
FGA:	21 AT BELMONT, 12/14/25
FTM:	8 AT BUFFALO, 11/09/25
FTA:	11 AT BUFFALO, 11/09/25
3FGM:	3 VS. MISSOURI, 01/04/26
3FGA:	9 VS. MISSOURI, 01/04/26
O-RBS:	6 VS. MOREHEAD ST., 11/03/25
D-RBS:	12 (2X) VS. PURDUE, 11/18/25
TOTAL RBS:	16 VS. USC UPSTATE, 11/12/25
ASSISTS:	4 (2X) LAST VS. CENTRAL MICH., 12/07/25
BLOCKS:	7 VS. HOFSTRA, 12/28/25
STEALS:	4 AT MIAMI, 12/03/25
MINUTES:	39 VS. MARYLAND, 11/26/25

MISCELLANEOUS

	2025-26	Career
10+ Points	14	45
20+ Points	3	12
30+ Points		-
Made 3+ 3FG	1	2
10+ Rebs	8	26
Double-dbls	8	24
3+ Assists	5	19
2+ Steals	7	12
Led UK in Pts	5	14
Led UK in Rebs	9	25
Led UK in Asts	1	4
Led UK in Stls	9	17
Led UK in Blks	9	27

CAREER STATS

SEASON	TEAM	GP-GS	MIN/AVG	Field Goals		3-Point		F-Throws		Rebounds				Scoring						
				FG-FGA	FG%	3FG-3FGA	3FG%	FT-FTA	FT%	OFF	DEF	TOT	AVG	PF-FO	A	TO	BLK	STL	PTS	AVG
2023-24	VT	33-2	454/13.8	62-110	.564	2-3	.667	23-38	.605	52	82	134	4.1	47-2	24	35	39	4	149	4.5
2024-25	UK	31-31	981/31.6	190-389	.488	17-75	.227	81-103	.786	83	217	300	9.7	89-3	79	73	73	25	478	15.4
2025-26	UK	16-16	467/29.2	110-213	.516	12-50	.240	37-51	.725	43	114	157	9.8	40-0	33	29	46	25	269	16.8
TOTAL FOR UK		47-47	1448/30.8	300-602	.498	29-125	.232	118-154	.766	126	331	457	9.7	129-3	112	102	119	50	747	15.9
TOTAL		80-49	1903/23.8	362-712	.508	31-128	.242	141-192	.734	178	413	591	7.4	176-5	136	137	158	54	896	11.2



KAELYN CARROLL

#20 • FORWARD • FR • 6-3
DEDHAM, MASS. / TABOR ACADEMY

GAME-BY-GAME

Opponents	Min.	FG	3P	FT	O-D-T	PF	Pts	A	TO	Stl	Blk
Morehead State	13:01	2-5	1-4	0-0	1-2-3	1	5	1	1	1	0
Monmouth	21:17	3-7	1-5	0-0	2-4-6	0	7	2	1	0	0
at Buffalo	19:25	3-8	2-7	0-0	0-0-0	1	8	0	1	1	0
USC Upstate	20:06	1-5	1-5	2-2	2-4-6	1	5	1	0	2	3
at Marshall	08:37	1-3	0-2	0-0	1-2-3	1	2	0	0	0	1
Purdue	08:11	1-1	1-1	0-0	0-3-3	0	3	0	1	0	0
at Louisville					- DNP -						
vs. Maryland*	03:04	0-2	0-1	0-0	0-0-0	0	0	0	0	0	0
vs. Morgan State*	24:12	5-11	5-10	0-0	1-4-5	1	15	2	0	1	1
at Miami\$					- DNP -						
Central Michigan	06:17	0-1	0-1	0-0	0-1-1	1	0	0	0	0	1
at Belmont	05:16	0-2	0-1	1-2	2-0-2	0	1	1	0	0	0
Wright State	25:28	6-12	6-11	0-0	1-4-5	2	18	0	0	2	0
Hofstra	21:20	3-8	2-5	1-2	1-4-5	2	9	0	0	0	1
at LSU	05:37	0-1	0-1	0-0	0-2-2	0	0	0	0	0	0
Missouri	07:31	1-1	0-0	0-0	1-1-2	0	2	0	1	0	0
at Alabama											
Oklahoma											
Florida											
at Mississippi State											
at Tennessee											
Georgia											
at Arkansas											
Vanderbilt											
at Texas											
Texas A&M											
Ole Miss											
at Vanderbilt											
at Auburn											
South Carolina											

*Discover Puerto Rico Tournament

\$SEC/ACC Challenge

AWARDS / HONORS

- 2025 McDonald's All-American
- 2025 Jordan Brand Classic Game
- 2024 Wooten 150 Camp
- 2024 USA Basketball Women's U18 National Team trials
- 2024 Under Armour Next Elite showcase
- 2024-25 New England Preparatory School Athletic Council (NEPSAC) 3A Player of the Year
- 2024-25 All-New England First Team
- 2024-25 All-Independent School League (ISL) First Team

PERSONAL

- Nickname is KK
- Three words to describe herself on the court are determined, versatile and happy
- Wants to work in marketing and / or sports after basketball
- Boston Celtics basketball fan
- Involved with "A Shot for Life," a non-profit supporting cancer research
- Started playing pickleball this year and really likes it
- The best piece of advice that she has ever been given comes from her dad who tells her to, "play your game"
- Her mother, Sue Carroll, played four years of women's basketball at the University of New Hampshire

CAREER HIGHS

POINTS:	18 vs. WRIGHT STATE, 12/19/25
FGM:	6 vs. WRIGHT STATE, 12/19/25
FGA:	12 vs. WRIGHT STATE, 12/19/25
FTM:	2 vs. USC UPSTATE, 11/12/25
FTA:	2 (3x) LAST vs. HOFSTRA, 12/28/25
3FGM:	6 vs. WRIGHT STATE, 12/19/25
3FGA:	11 vs. WRIGHT STATE, 12/19/25
O-RBS:	2 (3x) LAST AT BELMONT, 12/14/25
D-RBS:	4 (5x) LAST vs. HOFSTRA, 12/28/25
TOTAL RBS:	6 (2x) LAST vs. USC UPSTATE, 11/12/25
ASSISTS:	2 (2x) LAST vs. MORGAN STATE, 11/28/25
BLOCKS:	3 vs. USC UPSTATE, 11/12/25
STEALS:	2 (2x) LAST vs. WRIGHT STATE, 12/19/25
MINUTES:	26 vs. WRIGHT STATE, 12/19/25

SEASON HIGHS

POINTS:	18 vs. WRIGHT STATE, 12/19/25
FGM:	6 vs. WRIGHT STATE, 12/19/25
FGA:	12 vs. WRIGHT STATE, 12/19/25
FTM:	2 vs. USC UPSTATE, 11/12/25
FTA:	2 (3x) LAST vs. HOFSTRA, 12/28/25
3FGM:	6 vs. WRIGHT STATE, 12/19/25
3FGA:	11 vs. WRIGHT STATE, 12/19/25
O-RBS:	2 (3x) LAST AT BELMONT, 12/14/25
D-RBS:	4 (5x) LAST vs. HOFSTRA, 12/28/25
TOTAL RBS:	6 (2x) LAST vs. USC UPSTATE, 11/12/25
ASSISTS:	2 (2x) LAST vs. MORGAN STATE, 11/28/25
BLOCKS:	3 vs. USC UPSTATE, 11/12/25
STEALS:	2 (2x) LAST vs. WRIGHT STATE, 12/19/25
MINUTES:	26 vs. WRIGHT STATE, 12/19/25

MISCELLANEOUS

	2025-26	Career
10+ Points	2	2
20+ Points		-
30+ Points		-
Made 3+ 3FG	2	2
10+ Rebs		-
Double-dbls		-
3+ Assists		-
2+ Steals	2	2
Led UK in Pts		-
Led UK in Rebs		-
Led UK in Asts		-
Led UK in Stls	1	1
Led UK in Blks		-

CAREER STATS

SEASON	TEAM	GP-GS	MIN/AVG	Field Goals		3-Point		F-Throws		Rebounds				Scoring						
				FG-FGA	FG%	3FG-3FGA	3FG%	FT-FTA	FT%	OFF	DEF	TOT	AVG	Pf-FO	A	TO	BLK	STL	PTS	AVG
2025-26	UK	14-0	189/13.5	26-67	.388	19-54	.352	4-6	.667	12	31	43	3.1	10-0	7	5	7	7	75	5.4
TOTAL		14-0	189/13.5	26-67	.388	19-54	.352	4-6	.667	12	31	43	3.1	10-0	7	5	7	7	75	5.4



AMELIA HASSETT

#32 • FORWARD • SR • 6-4

ALBURY, NEW SOUTH WALES, AUSTRALIA / TUMUT HS / EASTERN FLORIDA STATE COLLEGE

GAME-BY-GAME

Opponents	Min.	FG	3P	FT	O-D-T	PF	Pts	A	TO	Stl	Blk
Morehead State	32:49	4-10	2-7	0-0	3-5-8	3	10	2	0	1	2
Monmouth	25:06	6-11	3-8	2-2	3-4-7	1	17	2	0	1	1
at Buffalo	21:59	3-7	2-6	0-0	2-3-5	5	8	0	2	1	5
USC Upstate	29:09	7-12	4-9	2-2	3-2-5	0	20	3	0	0	1
at Marshall	35:31	3-9	3-9	0-0	6-8-14	2	9	1	2	1	2
Purdue	29:06	4-8	3-7	0-0	0-4-4	4	11	0	1	1	1
at Louisville	36:07	2-8	2-8	0-0	0-7-7	2	6	1	0	1	2
vs. Maryland*	32:55	4-10	2-7	0-0	0-4-4	1	10	4	3	0	3
vs. Morgan State*	27:39	1-6	0-5	3-3	3-4-7	2	5	3	1	1	2
at Miami\$	32:57	1-7	1-7	0-0	1-1-2	3	3	4	1	1	1
Central Michigan	31:04	3-13	2-10	0-0	1-3-4	2	8	1	0	0	2
at Belmont	38:48	6-15	5-14	2-2	1-9-10	1	19	1	1	1	1
Wright State	17:36	1-4	1-4	0-0	0-3-3	3	3	1	0	0	0
Hofstra	29:29	6-9	5-8	1-2	1-4-5	1	18	4	0	2	1
at LSU	16:14	0-4	0-3	0-0	0-0-0	2	0	1	1	0	0
Missouri	35:01	3-13	2-10	0-0	0-7-7	1	8	3	2	2	2
at Alabama											
Oklahoma											
Florida											
at Mississippi State											
at Tennessee											
Georgia											
at Arkansas											
Vanderbilt											
at Texas											
Texas A&M											
Ole Miss											
at Vanderbilt											
at Auburn											
South Carolina											

*Discover Puerto Rico Tournament
\$SEC/ACC Challenge

AWARDS / HONORS

- 2023-24 NJCAA DI All-America Third Team

PERSONAL

- Nickname is Millie
- Three words to describe herself on the court are passionate, dependable and driven
- Her dream job is to work in sports (maybe TV)
- Grew up (and family still lives) on a farm in Australia ... Her family converted a shed on the farm into a half court where her and her brother would practice
- In high school, also played netball and did rhythmic gymnastics ... In netball, she won MVP and the Coaches Award ... There is no backboard in netball, so she thinks it may have helped her shooting
- Enjoys following is National Rugby League because she would watch it with her dad and brother growing up
- Her favorite family recipe to make is lasagna and salad
- Is currently in a photography class

CAREER HIGHS

POINTS:	35 vs. PENSACOLA ST. COLLEGE, 11/04/23
FGM:	12 vs. MIAMI DADE COLLEGE, 12/16/23
FGA:	21 AT HILLSBOROUGH CC, 12/13/23
FTM:	10 AT INDIAN RIVER STATE COLLEGE, 02/17/24
FTA:	10 AT INDIAN RIVER STATE COLLEGE, 02/17/24
3FGM:	6 AT VANDERBILT, 01/05/25
3FGA:	14 AT BELMONT, 12/14/25
O-RBS:	12 AT HILLSBOROUGH CC, 01/31/24
D-RBS:	15 (2x) LAST vs. HILLSBOROUGH CC, 03/14/24
TOTAL RBS:	16 vs. NORTHERN KENTUCKY, 11/07/24
ASSISTS:	8 AT GULF COAST STATE COLLEGE, 11/10/23
BLOCKS:	7 vs. PENSACOLA STATE COLLEGE, 11/04/23
STEALS:	5 vs. MIAMI DADE COLLEGE, 12/16/23
MINUTES:	43 vs. LOUISVILLE, 11/16/24

SEASON HIGHS

POINTS:	20 vs. USC UPSTATE, 11/12/25
FGM:	7 vs. USC UPSTATE, 11/12/25
FGA:	15 AT BELMONT, 12/14/25
FTM:	3 vs. MORGAN STATE, 11/28/25
FTA:	3 vs. MORGAN STATE, 11/28/25
3FGM:	5 (2x) LAST vs. HOFSTRA, 12/28/25
3FGA:	14 AT BELMONT, 12/14/25
O-RBS:	6 AT MARSHALL, 11/15/25
D-RBS:	9 AT BELMONT, 12/14/25
TOTAL RBS:	14 AT MARSHALL, 11/15/25
ASSISTS:	4 (3x) LAST vs. HOFSTRA, 12/28/25
BLOCKS:	5 AT BUFFALO, 11/09/25
STEALS:	2 (2x) LAST vs. MISSOURI, 01/04/26
MINUTES:	39 AT BELMONT, 12/14/25

MISCELLANEOUS

	2025-26	Career
10+ Points	7	65
20+ Points	1	19
30+ Points		2
Made 3+ 3FG	6	29
10+ Rebs	2	39
Double-dbls	1	31
3+ Assists	6	34
2+ Steals	2	42
Led UK in Pts	2	3
Led UK in Rebs	3	10
Led UK in Asts	1	1
Led UK in Stls	4	11
Led UK in Blks	4	14

CAREER STATS

	GP-GS	Avg. Min.	FG-FGA	Pct.	3FG-3FGA	Pct.	FT-FTA	Pct.	O-D-Tot.	PF-FO	A	T/O	Stl.	Blk.	Pts.	Avg.
2022-23	35-33	606/17.3	121-237	.51.1	17-70	.24.3	51-65	.785	86-166-252	56-0	50	54	46	53	310	8.9
2023-24	32-32	864/27.0	229-421	.54.4	59-146	.40.4	92-108	.852	112-295-407	67-2	97	70	48	87	609	19.0
JUCO Totals	67-65	1470/21.9	350-658	.53.2	76-216	.35.2	143-173	.827	198-461-659	123-2	147	124	94	140	919	13.7
	GP-GS	Avg. Min.	FG-FGA	Pct.	3FG-3FGA	Pct.	FT-FTA	Pct.	O-D-Tot.	PF-FO	A	T/O	Stl.	Blk.	Pts.	Avg.
2024-25	31-31	1026/33.1	93-231	.403	55-168	.327	27-33	.818	31-213-244	82-0	60	35	29	39	268	8.6
2025-26	16-16	471/29.5	54-146	.370	37-122	.303	10-11	.909	24-68-92	33-1	31	14	13	26	155	9.7
UK Totals	47-47	1498/31.9	147-377	.390	92-290	.317	37-44	.841	55-281-336	115-1	91	49	42	65	423	9.0
Totals	113-111	2968/26.3	497-1035	.480	168-506	.332	180-217	.829	253-742-995	238-3	238	173	136	205	1342	11.4



JOSIE GILVIN

#33 • GUARD • SR • 6-0

LOUISVILLE, KY. / SACRED HEART ACADEMY / WKU

GAME-BY-GAME

Opponents	Min.	FG	3P	FT	O-D-T	PF	Pts	A	TO	Stl	Blk
Morehead State	06:30	1-2	0-1	0-0	0-1-1	1	2	0	0	1	0
Monmouth	10:32	0-1	0-1	2-2	1-2-3	1	2	1	0	0	0
at Buffalo	06:29	1-1	0-0	3-4	0-0-0	1	5	1	0	1	0
USC Upstate	12:43	1-1	0-0	0-0	0-0-0	2	2	0	0	0	1
at Marshall	04:03	0-1	0-1	0-0	0-0-0	0	0	0	0	1	0
Purdue	09:56	1-2	0-0	0-0	1-0-1	1	2	2	0	0	0
at Louisville					- DNP -						
vs. Maryland*	02:40	0-0	0-0	0-0	0-0-0	0	0	0	0	0	0
vs. Morgan State*	16:25	1-1	0-0	0-0	0-0-0	1	2	2	0	0	0
at Miami\$	02:17	1-1	0-0	0-0	1-0-1	1	2	0	0	0	0
Central Michigan	05:51	0-1	0-1	0-0	0-0-0	0	0	1	0	0	0
at Belmont					- DNP -						
Wright State	14:29	2-4	1-2	2-2	0-2-2	2	7	1	0	1	0
Hofstra	09:22	0-1	0-0	0-0	2-1-3	0	0	1	0	1	0
at LSU					- DNP -						
Missouri	01:56	0-0	0-0	0-0	0-0-0	0	0	0	0	0	0
at Alabama											
Oklahoma											
Florida											
at Mississippi State											
at Tennessee											
Georgia											
at Arkansas											
Vanderbilt											
at Texas											
Texas A&M											
Ole Miss											
at Vanderbilt											
at Auburn											
South Carolina											

*Discover Puerto Rico Tournament
\$SEC/ACC Challenge

AWARDS / HONORS

- 2024-25 All-CUSA Second Team
- 2024-25 All-CUSA Defensive Team

PERSONAL

- One of her nicknames growing up was "Red-bull" because she had one before every game (and you could tell) ... Still drinks an energy drink (now Odyssey) prior to every game
- Three words to describe herself on the court are gritty, determined and focused
- Wants to be a medical sales rep and a farmer after basketball
- Three of her hobbies are painting, hiking and yoga ... Has always wanted to be a skilled climber
- Enjoys making homemade meals ... Tries to make one at least once a day
- Likes to play defense more than offense
- In high school, also ran cross country and did track and field
- Her mother, Dayna McGrath Gilvin, played four years of women's basketball at Louisville

CAREER HIGHS

POINTS:	31 AT LIBERTY, 03/08/25
FGM:	13 AT LIBERTY, 03/08/25
FGA:	19 AT LIBERTY, 03/08/25
FTM:	4 (3x) LAST AT LOUISIANA TECH, 02/22/25
FTA:	4 (8x) LAST AT BUFFALO, 11/09/25
3FGM:	5 AT LIBERTY, 03/08/25
3FGA:	9 (2x) LAST AT LIBERTY, 03/08/25
O-RBS:	7 AT LOUISIANA TECH, 02/22/25
D-RBS:	10 AT SAM HOUSTON, 02/20/25
TOTAL RBS:	14 VS. MIDDLE TENNESSEE, 03/14/25
ASSISTS:	9 VS. FIU, 01/04/25
BLOCKS:	2 (7x) LAST VS. LOUISIANA TECH, 01/23/25
STEALS:	11 VS. FIU, 01/04/25
MINUTES:	40 (5x) LAST VS. MIDDLE TENN, 03/14/25

SEASON HIGHS

POINTS:	7 VS. WRIGHT STATE, 12/19/25
FGM:	2 VS. WRIGHT STATE, 12/19/25
FGA:	4 VS. WRIGHT STATE, 12/19/25
FTM:	3 AT BUFFALO, 11/09/25
FTA:	4 AT BUFFALO, 11/09/25
3FGM:	1 VS. WRIGHT STATE, 12/19/25
3FGA:	2 VS. WRIGHT STATE, 12/19/25
O-RBS:	2 VS. HOFSTRA, 12/28/25
D-RBS:	2 (2x) LAST VS. WRIGHT STATE, 12/19/25
TOTAL RBS:	3 (2x) LAST VS. HOFSTRA, 12/28/25
ASSISTS:	2 (2x) LAST VS. MORGAN STATE, 11/28/25
BLOCKS:	1 VS. USC UPSTATE, 11/12/25
STEALS:	1 (5x) LAST VS. HOFSTRA, 12/28/25
MINUTES:	16 VS. MORGAN STATE, 11/28/25

MISCELLANEOUS

	2025-26	Career
10+ Points		26
20+ Points		6
30+ Points		1
Made 3+ 3FG		7
10+ Rebs		6
Double-dbls		-
3+ Assists		13
2+ Steals		48
Led UK in Pts		-
Led UK in Rebs		-
Led UK in Assists		-
Led UK in Stls		-
Led UK in Blks		-

CAREER STATS

SEASON	TEAM	GP-GS	MIN/AVG	Field Goals		3-Point		F-Throws		Rebounds				Scoring						
				FG-FGA	FG%	3FG-3FGA	3FG%	FT-FTA	FT%	OFF	DEF	TOT	AVG	PF-FO	A	TO	BLK	STL	PTS	AVG
2022-23	WestKy	33-4	507/15.4	45-96	.469	4-22	.182	7-12	.583	39	33	72	2.2	60-1	24	24	6	41	101	3.1
2023-24	WestKy	32-9	689/21.5	59-164	.360	21-89	.236	13-17	.765	25	61	86	2.7	67-1	33	32	14	54	152	4.8
2024-25	WestKy	32-32	995/31.1	165-310	.532	50-121	.413	39-49	.796	72	130	202	6.3	78-1	78	46	25	82	419	13.1
2025-26	UK	13-0	103/7.9	8-16	.500	1-6	.167	7-8	.875	5	6	11	0.8	10-0	9	0	1	5	24	1.8
TOTAL FOR UK		13-0	103/7.9	8-16	.500	1-6	.167	7-8	.875	5	6	11	0.8	10-0	9	0	1	5	24	1.8
TOTAL		110-45	2294/20.9	277-586	.473	76-238	.319	66-86	.767	141	230	371	3.4	215-3	144	102	46	182	696	6.3

