

# KENTUCKY

# MEN'S BASKETBALL

## 2025-26

8 NATIONAL CHAMPIONSHIPS | 49 SEC TITLES | 31 SEC TOURNAMENT CHAMPIONSHIPS | 57 ALL-AMERICANS | 145 NBA DRAFT PICKS

### REGULAR-SEASON SCHEDULE

#### NOVEMBER

4	9/9	-/-	NICHOLLS <sup>1</sup>	SECN+	W, 77-51
7	9/9	-/-	VALPARAISO <sup>1</sup>	SECN+	W, 107-59
11	9/8	12/12	at Louisville	ESPN	L, 96-88
14	9/8	-/-	EASTERN ILLINOIS <sup>1</sup>	SECN+	W, 99-53
18	12/13	17/18	vs. Michigan State <sup>2</sup>	ESPN	L, 83-66
21	12/13	-/-	LOYOLA (MD.)	SECN+	W, 88-46
26	19/18	-/-	TENNESSEE TECH	SECN	W, 104-54

#### DECEMBER

2	18/18	16/17	NORTH CAROLINA <sup>3</sup>	ESPN	L, 67-64
5	18/18	11/11	vs. Gonzaga <sup>4</sup>	ESPN2	L, 94-59
9	RV/RV	-/-	NC CENTRAL	SECN	W, 103-67
13	RV/RV	RV/RV	INDIANA	ESPN	W, 72-60
20	RV/RV	22/20	vs. St. John's <sup>5</sup>	CBS	W, 78-66
23	RV/RV	-/-	BELLARMINE	SECN+	W, 99-85

#### JANUARY

3	RV/RV	14/15	at Alabama*	ESPN	L, 89-74
7	RV/RV	-RV	MISSOURI*	ESPN2	L, 73-68
10	RV/RV	-/-	MISSISSIPPI STATE*	SECN	W, 92-68
14	-/-	-/-	at LSU*	SECN	W, 75-74
17	-/-	24/RV	at Tennessee*	ESPN	W, 80-78
21	RV/RV	-/-	TEXAS*	SECN	W, 85-80
24	RV/RV	-/-	OLE MISS*	ESPN	11 a.m.
27	-/-	-/-	at Vanderbilt*	ESPN	9 p.m.
31	-/-	-/-	at Arkansas*	ESPN	6:30 p.m.

#### FEBRUARY

4	-/-	-/-	OKLAHOMA*	ESPN2	9 p.m.
7	-/-	-/-	TENNESSEE*	ESPN	8:30 p.m.
14	-/-	-/-	at Florida*	ABC	3 p.m.
17	-/-	-/-	GEORGIA*	ESPN/2/U	9 p.m.
21	-/-	-/-	at Auburn*	ESPN/2	8:30 p.m.
24	-/-	-/-	at South Carolina*	SECN	7 p.m.
28	-/-	-/-	VANDERBILT*	ESPN/2	2 p.m.

#### MARCH

3	-/-	-/-	at Texas A&M*	ESPN/2/U	7 p.m.
7	-/-	-/-	FLORIDA*	ESPN/2	4 p.m.

All times Eastern | \*SEC conference game | HOME GAMES IN CAPS

<sup>1</sup> BBN United Tipoff Classic (Rupp Arena | Lexington, Ky.)

<sup>2</sup> State Farm Champions Classic (Madison Square Garden | New York)

<sup>3</sup> ACC/SEC Challenge (Rupp Arena | Lexington, Ky.)

<sup>4</sup> Bridgestone Arena | Nashville, Tenn.

<sup>5</sup> CBS Sports Classic (State Farm Arena | Atlanta)

### BROADCAST INFO

#### TELEVISION

Play-by play: Wes Durham  
Analyst: Dennis Scott



#### UK RADIO

Play-by play: Tom Leach  
Analyst: Jack Givens



#### SATELLITE RADIO

UK Radio on Sirius: - 381



## Ole Miss (11-8, 3-3) at RV/RV KENTUCKY (13-6, 4-2)

Saturday, Jan. 24 • 11 a.m. ET • Rupp Arena at Central Bank Center (20,500) • Lexington, Ky.  
#GoBigBlue • #WeAreUK • @KentuckyMBB

### THE MATCHUP



#### Series Breakdown

Overall - UK, 111-15  
in Lexington - UK, 57-2  
Pope vs. OM - 0-1  
Beard vs. UK - 1-2  
Current UK streak - L1



#### Mark Pope

Overall Record: 224-126

Record at UK: 37-18

Overall Seasons: 11th

at Kentucky: Second

#### Chris Beard

Overall Record: 226-105

Record at OM: 55-32

Overall Seasons: 11th

at Ole Miss: Third

### TALE OF THE TAPE

UK	STATISTIC	OM
83.1	Points Per Game	75.5
37.9	Rebounds PG	35.4
17.1	Assists PG	14.0
4.6	Blocks PG	4.7
7.8	Steals PG	6.9
10.2	Turnovers PG	9.9
.478	FG Pct.	.447
.346	3-Pt FG Pct.	.343
.737	FT Pct.	.745
+1.7	Assist-to-TO Ratio	+1.4

### STAT LEADERS

POINTS PER GAME		
UK	Otega Owheh	15.7
OM	Dia/Storr	13.6
REBOUNDS PER GAME		
UK	Malachi Moreno	6.3
OM	Malik Dia	6.8
ASSISTS PER GAME		
UK	Denzel Aberdeen	3.1
OM	Ilias Kamardine	4.1
STEALS PER GAME		
UK	Otega Owheh	2.0
OM	Ilias Kamardine	1.2
BLOCKS PER GAME		
UK	Malachi Moreno	1.6
OM	James Scott	1.3
3-POINTERS		
UK	Collin Chandler	34
OM	Travis Perry	30
FIELD-GOAL PERCENTAGE (min. 70 att.)		
UK	Malachi Moreno	.612
OM	Patton Pinkins	.509
FREE-THROW PERCENTAGE (min. 40 att.)		
UK	Denzel Aberdeen	.810
OM	Kezza Giffa	.828

### NEED TO KNOW

Otega Owheh has scored in double-figures in all 19 games for Kentucky this season and 52 of his 55 games at Kentucky. He is one of 22 players in Division I to reach double figures in each of his team's games this year. He has the third most double-digit efforts over the past two seasons in college basketball behind only Jaron Pierre Jr. and P.J. Haggerty.

Denzel Aberdeen has risen to the occasion during Kentucky's four-game winning streak, averaging 18.5 points while shooting 55.3% from the floor, 52.9% from deep and 85.2 percent from the free-throw line.

Kentucky has won three-consecutive SEC games by five points or less for the first time since February of 1984. The Wildcats have won four consecutive SEC games for the first time under head coach Mark Pope.






In Mark Pope's time as the head coach of Kentucky, UK has played just 10 of 55 games (18%) with a full roster and just five of 40 games (13%) against high major opponents. In all, 10 different players have missed at least one game due to injury during the last two seasons.

Malachi Moreno had eight points, six assists, five blocks and four rebounds vs. Texas. He is the first Wildcat with that statline since Nerlens Noel in 2013. Moreno has nine blocked shots over his last two games.

Kentucky is shooting 37.1% from 3-point range against SEC foes. That mark leads the conference in league play.

Kam Williams is out after suffering a broken foot in the win over Texas.

### PREVIOUS GAME'S STARTERS

	00	1	3	4	24									
														
		Pos.	Ht.	Yr.	Hometown	PPG	RPG	APG	SPG	BPG	3PG	FG%	3FG%	FT%
00	Otega Owheh	G	6-4	Sr.	Newark, N.J.	15.7	4.4	2.6	2.0	0.4	1.2	.462	.344	.745
1	Denzel Aberdeen	G	6-5	Sr.	Orlando, Fla.	12.6	2.7	3.1	0.8	0.1	1.6	.471	.389	.810
3	Kam Williams	G	6-8	So.	Lafayette, La.	6.9	2.5	1.0	0.6	0.4	1.3	.449	.348	.950
4	Andrija Jelavić	F	6-11	So.	Zagreb, Croatia	5.7	4.1	0.5	0.4	0.3	0.7	.493	.286	.600
24	Malachi Moreno	C	7-0	Fr.	Georgetown, Ky.	8.9	6.3	1.9	0.8	1.6	-	.612	.000	.672
OFF THE BENCH														
2	Jasper Johnson	G	6-5	Fr.	Lexington, Ky.	6.4	1.4	2.3	0.1	0.1	1.1	.421	.380	.895
5	Collin Chandler	G	6-5	So.	Farmington, Utah	8.9	2.9	2.3	1.2	0.4	1.8	.440	.415	.806
9	Trent Noah	F	6-5	So.	Harlan, Ky.	3.9	2.1	0.7	0.5	0.1	0.9	.472	.400	.889
10	Brandon Garrison	F	6-10	Jr.	Oklahoma City, Okla.	4.3	3.5	1.2	0.4	0.6	0.1	.547	.200	.625
21	Jayden Quaintance	F	6-10.5	So.	Cleveland, Ohio	5.0	5.0	0.5	0.5	0.8	-	.571	-	.308
22	Braydon Hawthorne	F	6-8	Fr.	Beckley, W. Va.	-	-	-	-	-	-	-	-	-
23	Mo Dioubate	F	6-7	Jr.	Queens, N.Y.	9.6	5.8	0.8	1.1	0.7	0.1	.556	.118	.688



# TV/RADIO CHART



00

**OTEGA  
OWEH**

**Senior  
Guard**  
6-4 | 220  
Newark, N.J.  
Oklahoma  
(oh-TEG-uh OH-way)



1

**DENZEL  
ABERDEEN**

**Senior  
Guard**  
6-5 | 195  
Orlando, Fla.  
Florida  
(AB-err-dean)



2

**JASPER  
JOHNSON**

**Freshman  
Guard**  
6-5 | 180  
Lexington, Ky.  
Overtime Elite



3

**KAM  
WILLIAMS**

**Sophomore  
Guard**  
6-8 | 205  
Lafayette, La.  
Tulane



4

**ANDRIJA  
JELAVIĆ**

**Sophomore  
Forward**  
6-11 | 225  
Zagreb, Croatia  
Mega Superbet  
(ahn-dre-uh yell-uh-vich)



5

**COLLIN  
CHANDLER**

**Sophomore  
Guard**  
6-5 | 205  
Farmington, Utah  
Farmington HS



9

**TRENT  
NOAH**

**Sophomore  
Forward**  
6-5 | 220  
Harlan, Ky.  
Harlan County HS



10

**BRANDON  
GARRISON**

**Junior  
Forward**  
6-10 | 245  
Oklahoma City  
Oklahoma State



11

**WALKER  
HORN**

**Senior  
Guard**  
6-3 | 190  
Austin, Texas  
Westlake HS



15

**JALAND  
LOWE**

**Junior  
Guard**  
6-1.5 | 170  
Missouri City, Texas  
Pitt  
(JAY-lend)



20

**ZACH  
TOW**

**Senior  
Forward**  
6-5 | 220  
Madisonville, Ky.  
North Hopkins HS  
(rhymes with how)



21

**JAYDEN  
QUAINANCE**

**Sophomore  
Forward**  
6-10.5 | 255  
Cleveland  
Arizona State  
(KWAYNE-tance)



22

**BRAYDON  
HAWTHORNE**


**Freshman  
Forward**  
6-8 | 190  
Beckley, W. Va.  
Huntington Prep



23

**MOUHAMED  
DIOUBATE**


**Junior  
Forward**  
6-7 | 220  
Queens, N.Y.  
Alabama  
(dee-ah-BOT-TAY)



24

**MALACHI  
MORENO**

**Freshman  
Center**  
7-0 | 250  
Georgetown, Ky.  
Great Crossing HS  
(MAL-uh-kye MO-RAY-NO)



33

**REECE  
POTTER**

**Junior  
Forward**  
7-1 | 230  
Lexington, Ky.  
Miami (OH)



**MARK POPE**

**Head Coach**  
Second Season



**ALVIN BROOKS III**

**Associate  
Head Coach**  
Second Season



**MARK FOX**

**Associate Coach**  
Second Season



**CODY FUEGER**

**Assistant Coach**  
Second Season  
(FEE-gurr)



**JASON HART**

**Assistant Coach**  
Second Season



**MIKHAIL MCLEAN**

**Assistant Coach**  
Second Season  
(MICK-hail MUH-clean)



**NICK ROBINSON**

**Director of  
Operations**  
Second Season

# ROSTER

NUMERICAL

No.	NAME	Pos.	Ht.	Wt.	Cl.	HOMETOWN (PREVIOUS SCHOOL)	INSTAGRAM   X
00	Otega Oweh	G	6-4	220	Sr.	Newark, N.J. (Oklahoma)	otegaoweh   otegaoweh
1	Denzel Aberdeen	G	6-5	195	Sr.	Orlando, Fla. (Florida)	1wayzel   denzelaberdeem
2	Jasper Johnson	G	6-5	180	Fr.	Lexington, Ky. (Overtime Elite)	bruhjasperj   bruhjasperj
3	Kam Williams	G	6-8	205	So.	Lafayette, La. (Tulane)	kammie1k   kamwilliams_3
4	Andrija Jelavić	F	6-11	225	So.	Zagreb, Croatia (Mega Superbet)	jelaviccc
5	Collin Chandler	G	6-5	205	So.	Farmington, Utah (Farmington HS)	collinxchandler   collinchand13r
9	Trent Noah	F	6-5	220	So.	Harlan, Ky. (Harlan County HS)	trentnoah2   trentnoah2_
10	Brandon Garrison	F	6-10	245	Jr.	Oklahoma City (Oklahoma State)	brando2wavyyyy   brandongarriso
11	Walker Horn	G	6-3	190	Sr.	Austin, Texas (Westlake HS)	walkerhorn_   walkerhorn_
15	Jaland Lowe	G	6-1.5	170	Jr.	Missouri City, Texas (Pitt)	j15lowe   jalandlowe
20	Zach Tow	F	6-5	220	Sr.	Madisonville, Ky. (North Hopkins HS)	z_tow20   z_tow12
21	Jayden Quaintance	F	6-10.5	255	So.	Cleveland (Arizona State)	qjay_21   qjayhoops
22	Braydon Hawthorne	F	6-8	190	Fr.	Beckley, W. Va. (Huntington Prep)	braydonhawthorne   braydonH20
23	Mouhamed Dioubate	F	6-7	220	Jr.	Queens, N.Y. (Alabama)	onewayup_mo   modioubate
24	Malachi Moreno	C	7-0	250	Fr.	Georgetown, Ky. (Great Grossing HS)	malachi.moreno   malachimoreno24
33	Reece Potter	F	7-1	230	Jr.	Lexington, Ky. (Miami (OH))	reece_potter35   reecepotter18

ALPHABETICAL

No.	NAME	Pos.	Ht.	Wt.	Cl.	HOMETOWN (PREVIOUS SCHOOL)	PRONUNCIATIONS
1	Denzel Aberdeen	G	6-5	195	Sr.	Orlando, Fla. (Florida)	AB-err-dean
5	Collin Chandler	G	6-5	205	So.	Farmington, Utah (Farmington HS)	
23	Mouhamed Dioubate	F	6-7	220	Jr.	Queens, N.Y. (Alabama)	dee-ah-BOT-TAY
10	Brandon Garrison	F	6-10	245	Jr.	Oklahoma City (Oklahoma State)	
22	Braydon Hawthorne	F	6-8	190	Fr.	Beckley, W. Va. (Huntington Prep)	
11	Walker Horn	G	6-3	190	Sr.	Austin, Texas (Westlake HS)	
4	Andrija Jelavić	F	6-11	225	So.	Zagreb, Croatia (Mega Superbet)	ahn-dre-uh yell-uh-vich
2	Jasper Johnson	G	6-5	180	Fr.	Lexington, Ky. (Overtime Elite)	
15	Jaland Lowe	G	6-1.5	170	Jr.	Missouri City, Texas (Pitt)	JAY-lend
24	Malachi Moreno	C	7-0	250	Fr.	Georgetown, Ky. (Great Grossing HS)	MAL-uh-kye MO-RAY-NO
9	Trent Noah	F	6-5	220	So.	Harlan, Ky. (Harlan County HS)	
00	Otega Oweh	G	6-4	220	Sr.	Newark, N.J. (Oklahoma)	oh-TEG-uh OH-way
33	Reece Potter	F	7-1	230	Jr.	Lexington, Ky. (Miami (OH))	
21	Jayden Quaintance	F	6-10.5	255	So.	Cleveland (Arizona State)	KWAYNE-tance
20	Zach Tow	F	6-5	220	Sr.	Madisonville, Ky. (North Hopkins HS)	like "How"
3	Kam Williams	G	6-8	205	So.	Lafayette, La. (Tulane)	

Head Coach:	Mark Pope (Kentucky, 1996)
Associate Head Coach:	Alvin Brooks III (Idaho State, 2002)
Associate Coach:	Mark Fox (Eastern New Mexico, 1991)
Assistant Coaches:	Cody Fueger (Utah, 2006)
	Jason Hart (Syracuse, 2000)
	Mikhail McLean (Houston, 2015)
	Nick Robinson (Stanford, 2005)
Director of Operations:	Randy Towner (Utah, 2016)
Strength and Conditioning Coach:	Brandon Wells (Wisconsin-Stevens Point, 2007)
Head Athletic Trainer:	Brian Fitzpatrick, Jaylen Green, Willis Mackey Jr., Gabriel McKay
Graduate Assistants:	







POLLS, STATS, MEDIA INFO

Weekly Media Schedule							all times ET unless indicated otherwise
24 Sat.	25 Sun.	26 Mon.	27 Tue.	28 Wed.	29 Thu.	30 Fri.	
vs. Ole Miss Noon   ESPN			at Vanderbilt 9 p.m.   ESPN	UK Healthcare Mark Pope Show   6 p.m.	Mark Pope media availability   Noon   Historic Memorial Coliseum Media Room		
Mark Pope and UK Players postgame media avail- ability			Mark Pope and UK Players postgame media avail- ability				

Communications & PR Staff



**Deb Moore**  
Senior Associate Director  
Cell - 859.559.5781  
Email - deb.moore@uky.edu



**Greg Welsh**  
Assistant Director  
Cell - 215.990.0199  
Email - gregory.welsh@uky.edu

Media Information

**CREDENTIAL REQUESTS**  
Requests for single-game credentials are now open and the window to apply will close **three** days prior to game day online at [sportssystem.com/Kentucky](http://sportssystem.com/Kentucky).

**CREDENTIAL CRITERIA**  
The University of Kentucky's decision to issue credentials to a media outlet for the purposes of covering a UK basketball home or away event is determined by a variety of factors. They include the following:

- Priority is given to outlets based on circulation size/ household reach/unique site visitors
- Additional consideration is based on amount of original content generated, number of full-time employees of the outlet, length of existence of the outlet and the journalist experience of the reporter(s)
- Attendance at Kentucky media sessions, including Olympic sport opportunities and the intention/ability to cover all sports at Kentucky both at home and on the road, also is considered
- Professionalism, which includes is not limited to conduct at games, press conferences, practices, on social media, etc.

Being granted credentials at another institution/event does not equate to meeting the criteria for the University of Kentucky. Being granted credentials for one UK event does not guarantee approval for other UK events. The University of Kentucky has the right to deny or revoke credentials under its own discretion. Credentialing also is dependent on space availability.

**INTERVIEW POLICIES-GENERAL**  
All interviews with University of Kentucky basketball players or staff members must be arranged through the Communications and Public Relations office. Media should never contact a player or coach directly.

The Wildcat Coal Lodge, dormitories, team locker rooms and other team quarters are private team areas. Media members are not permitted in these areas unless accompanied by appropriate university personnel.

**PRACTICE/PRESS CONFERENCES**  
Other than announced exceptions, UK basketball practices are closed to the media.

Player interviews are conducted pregame weekly and will be available to all UK media. UK will accept requests for player interviews, but they must be submitted 24 hours prior to the scheduled availability.

Coach Mark Pope will meet with members of the media at least once a week in the Memorial Coliseum Media Room.

Game-day shoot-arounds are closed to the media.

**TELEPHONE PLAYER INTERVIEWS**  
Telephone interviews are available to the media on a call-back basis. Individual player and coach telephone numbers will not be given to members of the media.

Players are instructed not to conduct interviews when contacted directly by telephone. The Communications and Public Relations office will arrange for telephone interviews at a time most convenient for the student-athlete.

Other special requests are handled on a case-by-case basis.

**POSTGAME INTERVIEWS**  
Following each game, there is a cooling-off period, during which time the players shower and dress. Approximately 10 minutes after the game ends, Coach Pope conducts his postgame press conference while a player speaks to the UK Sports Network.

Following Coach Pope's press conference in the Rupp Arena interview room and the cooling-off period, selected UK players are available in the interview room.

The Polls

Associated Press Top 25 Week of Jan. 19	USA Today Coaches Poll Week of Jan. 19
1. Arizona (61) 2. UConn 3. Michigan 4. Purdue 5. Duke 6. Houston 7. Nebraska 8. Gonzaga 9. Iowa State 10. Michigan State 11. Illinois 12. Texas Tech 13. BYU 14. Virginia 15. Vanderbilt 16. Florida 17. Alabama 18. Clemson 19. Kansas 20. Arkansas 21. Georgia 22. North Carolina 23. Louisville 24. Saint Louis 25. Miami (OH)	1. Arizona (31) 2. Michigan 3. UConn 4. Purdue 5. Duke 6. Houston 7. Nebraska 8. Gonzaga 9. Iowa State 10. Michigan State 11. Illinois 12. Texas Tech 13. BYU 14. Vanderbilt 15. Virginia 16. Florida 17. Alabama 18. Clemson 19. Kansas 20. Arkansas 21. Louisville 22. Georgia 23. Saint Louis 24. North Carolina 25. St. John's
Receiving Votes: Wisconsin, St. John's, Iowa, <b>Kentucky</b> , Tennessee, Utah State, UCF, Miami, George Mason, Saint Mary's, SMU, Villanova, Texas A&M, NC State	Receiving Votes: Iowa, Wisconsin, Tennessee, Saint Mary's, Miami (FL), Texas A&M, <b>Kentucky</b> , SMU, Seton Hall, UCF, George Mason

SEC Standings (through Jan. 21)

Team	SEC Record	Overall Record
Florida	5-1	14-5
Texas A&M	5-1	15-4
Arkansas	4-2	14-5
Georgia	4-2	16-3
<b>Kentucky</b>	<b>4-2</b>	<b>13-6</b>
Alabama	3-2	13-5
Auburn	3-3	12-7
Ole Miss	3-3	11-8
Missouri	3-3	13-6
Vanderbilt	3-3	16-3
Tennessee	2-3	12-6
Mississippi State	2-4	10-9
South Carolina	2-4	11-8
Texas	2-4	11-8
LSU	1-5	13-6
Oklahoma	1-5	11-8

UK in the Rankings (as of Jan. 21)

Team Rankings		
Category	Stat	SEC [NCAA]
Assist/TO Ratio	1.68	4 [20]
Assists Per Game	17.1	55 [44]
Bench Points Per Game	31.79	4 [33]
Blocks Per Game	4.6	9 [50]
Effective FG Percentage	.547	8 [76]
Fastbreak Points	18.32	3 [9]
Field-Goal Percentage	.478	7 [59]
FG-Percentage Defense	.419	8 [81]
Fouls Per Game	17.3	5 [147]
Free-Throw Attempts	21.8	12 [144]
Free-Throw Percentage	.737	9 [119]
FTs Made Per Game	16.1	12 [125]
Rebound Margin	+5.1	5 [65]
Rebs (Defensive) PG	26.11	9 [100]
Rebs (Offensive) PG	11.84	10 [127]
Rebounds Per Game	37.95	10 [90]
Scoring Defense	70.7	2 [104]
Scoring Margin	+12.4	7 [42]
Scoring Offense	83.1	11 [69]
Steals Per Game	7.8	7 [97]
3-Point Attempts/Game	24.3	9 [145]
3-Point Percentage	.346	7 [155]
3-Point Defense	.301	4 [42]
3-Pointers/Game	8.4	8 [140]
Turnover Margin	+1.6	6 [104]
TO Forced Per Game	11.74	9 [219]
Turnovers Per Game	10.2	6 [39]

Individual Rankings

Category/Player	Stat	SEC [NCAA]
Asst-to-TO Ratio/Aberdeen	2.32	7 [137]
Blocks Per Game/Moreno	1.58	5 [79]
Double-Doubles/Dioubate	2	18 [267]
Double-Doubles/Moreno	2	18 [267]
Field Goal Pct./Oweh	.462	13 [229]
Free Throw Pct./Aberdeen	.810	15 [240]
Points Per Game/Oweh	15.7	14 [221]
Off Rebs. Per Game/Moreno	2.53	9 [143]
Rebounds Per Game/Moreno	6.3	22 [264]
Steals Per Game/Oweh	2.00	3 [47]

Upcoming in the SEC

Jan. 24-31 (all times eastern)		
Contest	Time	TV Network
<b>Saturday, Jan. 24</b>		
<b>Ole Miss at Kentucky</b>	<b>11 a.m.</b>	<b>ESPN</b>
Vanderbilt at Mississippi State	Noon	SECN+
Georgia at Texas	1 p.m.	SEC Network
South Carolina at Texas A&M	1 p.m.	SECN+
Oklahoma at Missouri	2 p.m.	ESPN2
Auburn at Florida	4 p.m.	ESPN
LSU at Arkansas	8:30 p.m.	SEC Network
Tennessee at Alabama	8:30 p.m.	ESPN
<b>Tuesday, Jan. 27</b>		
Arkansas at Oklahoma	7 p.m.	ESPN
Tennessee at Georgia	7 p.m.	SEC Network
Missouri at Alabama	7 p.m.	SEC Network
<b>Kentucky at Vanderbilt</b>	<b>9 p.m.</b>	<b>ESPN</b>
<b>Wednesday, Jan. 28</b>		
Texas at Auburn	7 p.m.	ESPN2
Mississippi State at LSU	7 p.m.	SEC Network
Florida at South Carolina	9 p.m.	SEC Network
<b>Saturday, Jan. 31</b>		
Texas A&M at Georgia	1 p.m.	SEC Network
Texas at Oklahoma	2 p.m.	ESPN2
Mississippi St. at Missouri	3:30 p.m.	SEC Network
LSU at South Carolina	6 p.m.	SEC Network
<b>Kentucky at Arkansas</b>	<b>6:30 p.m.</b>	<b>ESPN</b>
Auburn at Tennessee	8:30 p.m.	ESPN
Vanderbilt at Ole Miss	8:30 p.m.	SEC Network

# NOTES

Honoring the Cats	
<b>Denzel Aberdeen</b>	<ul style="list-style-type: none"><li>College Hoops Today – Preseason 30 Impact Transfers for 2025-26</li></ul>
<b>Collin Chandler</b>	<ul style="list-style-type: none"><li>College Hoops Today – Preseason 20 Breakout Players for 2025-26</li></ul>
<b>Mouhamed Dioubate</b>	<ul style="list-style-type: none"><li>College Hoops Today - Preseason 10 Glue Guys for 2025-26</li><li>College Hoops Today – Preseason 30 Impact Transfers for 2025-26</li><li>Jay Bilas Preseason All-Defensive Team</li></ul>
<b>Jasper Johnson</b>	<ul style="list-style-type: none"><li>Wayman Tisdale Award Preseason Watch List</li></ul>
<b>Jaland Lowe</b>	<ul style="list-style-type: none"><li>Wooden Award Preseason Watch List</li><li>Preseason Naismith Trophy Watch List</li><li>Bob Cousy Award Preseason Watch List</li><li>Preseason All-SEC Third Team</li><li>College Hoops Today - Preseason 30 Impact Transfers for 2025-26</li><li>ESPN Top 50 Newcomers</li></ul>
<b>Otega Oweh</b>	<ul style="list-style-type: none"><li>SEC Player of the Week (Dec. 22)</li><li>Wooden Award Preseason Watch List</li><li>The Sporting News Preseason First Team All-America</li><li>Preseason Naismith Trophy Watch List</li><li>Oscar Robertson Trophy Preseason Watch List</li><li>NABC Preseason Watch List Player of the Year</li><li>Jerry West Award Preseason Watch List</li><li>Preseason SEC Player of the Year (Media and Coaches)</li><li>Preseason SEC Player of the Year (ESPN)</li><li>Preseason All-SEC First Team</li><li>CBS Preseason All-America Second Team</li><li>Jay Bilas' preseason All-America Second Team</li><li>Blue Ribbon Preseason Second Team All-America</li><li>Blue Ribbon Preseason All-SEC Team</li></ul>
<b>Jayden Quaintance</b>	<ul style="list-style-type: none"><li>Wooden Award Preseason Watch List</li><li>Kareem Abdul-Jabbar Preseason Watch List</li><li>College Hoops Today - Preseason 30 Impact Transfers for 2025-26</li><li>ESPN - Top 50 Newcomers</li></ul>

Quick Facts	
<b>GENERAL INFORMATION</b>	
<b>Location:</b>	Lexington, Ky.
<b>Enrollment:</b>	36,161
<b>Founded:</b>	1865
<b>Colors:</b>	Blue and White
<b>Nickname:</b>	Wildcats
<b>Conference:</b>	Southeastern Conference
<b>All-Time Record:</b>	2,435-776-1 (75.8%)
<b>Arena:</b>	Rupp Arena (20,500)
<b>Rupp Arena Record:</b>	686-90 (88.4%) - 50th season
<b>NCAA Championships:</b>	8 (1948, '49, '51, '58, '78, '96, '98, 2012)
<b>NCAA Runners-Up:</b>	4 (1966, '75, '97, 2014)
<b>NCAA Tournament Record:</b>	132-55 (70.6%)
<b>Last NCAAT Appearance:</b>	2025, Sweet 16
<b>President:</b>	Dr. Eli Capilouto (Alabama, 1971)
<b>Athletics Director:</b>	Mitch Barnhart (Ottawa, 1981)
<b>MBB Administrators:</b>	Marc Hill (Iowa Wesleyan, 1993), Ray Oliver (Kansas, 1985)
<b>Head Coach:</b>	Mark Pope (Kentucky, 1996)
<b>Pope Overall Record:</b>	224-126 (64.0%)
<b>Pope UK Record:</b>	37-18 (67.3%)
<b>Athletics Phone Number:</b>	859.257.8000
<b>Starters Returning/Lost:</b>	1/4
<b>Players Returning/Lost:</b>	6/9

Know Your Opponent: Ole Miss	
Kentucky hosts Ole Miss on Saturday, its second of two home games this week.	
<ul style="list-style-type: none"><li>Kentucky leads the all-time series, 111-15, and is 57-2 against the Rebels in Lexington</li><li>Ole Miss earned a 98-84 win a season ago in Oxford. Otega Oweh had 24 points and Amari Williams generated just the fourth triple-double in school history with 12 points, 11 rebounds and 10 assists in the loss</li><li>Dan Issel owns the program scoring record in the series with 53 points on Feb. 7, 1970. Kentucky scored 121 points -- the record in the series in a 121-86 win on Feb. 6, 1971</li><li>The Rebels enter the matchup with an 11-8 overall record and a 3-3 mark against league foes. Ole Miss earned a 97-95 win over Georgia on Jan. 14</li><li>Malik Dia and AJ Storr both average 13.6 points per game to lead the way on the scoreboard. Dia also paces the squad with 6.8 rebounds per game</li><li>Former Wildcat and 2024 Kentucky Mr. Basketball, Travis Perry, returns to Rupp Arena as a member of the Rebels. He is logging 5.7 points, 1.2 rebounds, 0.9 assists and 0.8 steals per game. He's knocked down 30 3-pointers, including four in the win over Georgia</li></ul>	

Last Time Out	
The Wildcats won their fourth straight SEC game with an 85-80 win over Texas on Wednesday.	
<ul style="list-style-type: none"><li>This is the first time Kentucky has won three consecutive SEC games by five points or less since February 1984</li><li>Kentucky had season highs with 30 free throws out of 35 attempts. It's the most free throws made since hitting 34 vs. Arkansas on March 2, 2024.</li><li>Kentucky made 85.7 percent at the charity stripe, highest percentage (min. 30 attempts) since hitting 86.1 percent vs. Mississippi State on Feb. 4, 2020</li><li>Kentucky limited Texas to 11.1 percent on 3-pointers (2 of 18), the lowest percentage by a UK opponent (min. 15 attempts) since Alabama shot 10 percent on Feb. 5, 2022 in Tuscaloosa. Kentucky is now 8-0 this season when keeping the opponent under 30 percent from long range</li><li>With three players scoring at least 18 points, it's the first time UK had three players score at least 18 against an SEC opponent since Feb. 24, 2024 vs. Alabama</li></ul>	

Injury Bug Bites Again	
A season after Kentucky played just seven games with a full roster, the 2025-26 Wildcats will play just three games (St. John's, Alabama and Missouri) with a full roster at their disposal. In all, 10 different players have missed at least one game due to injury in the last two seasons.	
<ul style="list-style-type: none"><li>Mark Pope has coached 55 games at Kentucky and played with a full roster in just 10 of those games (18%). He has played just five of his 40 (13%) games against Power 5 conferences with a full roster. Those numbers will decrease as the season progresses as Jaland Lowe has been ruled out for the season with a shoulder injury and Kam Williams suffered a broken foot vs. Texas and is out indefinitely.</li></ul>	
Notable Injuries in the Pope Era:	
<b>2024-25:</b>	
Kerr Kriisa - missed 27 games with a broken foot	
Jaxon Robinson - missed 12 games with a broken wrist	
Lamont Butler - missed 9 games with ankle and shoulder injuries	
Andrew Carr and Brandon Garrison - both missed one game	
<b>2025-26:</b>	
Jayden Quaintance - missed 15 games with a knee injury	
Jaland Lowe - missed 10 games with a shoulder injury	
Mo Dioubate - missed 5 games with an ankle injury	
Trent Noah - missed 1 game with an ankle injury	
Kam Williams - broke a foot vs. Texas on Wednesday	

Winning Despite the Injuries	
Kentucky has continued to win despite the injury setbacks over the last two seasons. Notable indicators of success:	
<ul style="list-style-type: none"><li>Kentucky has defeated 10 AP Top-25 teams. That ranks as tied for the 10th-most in the nation since the start of 2024-25</li></ul>	
Alabama - 15	
Florida - 15	
Auburn - 14	
Arizona - 12	
Houston - 12	
Tennessee - 12	
Duke - 11	
Michigan - 11	
Michigan State - 11	
Kentucky - 10	
UConn - 10	
<ul style="list-style-type: none"><li>The Wildcats are 14-15 in Quad 1 games over the last two regular seasons. The 14 wins ranks as the third-most among SEC teams in that span and the 29 games against Q1 opponents is also the third most in that span.</li></ul>	

Team	Q1 Games	Q1 Wins
Auburn	30	19
Florida	33	19
Kentucky	29	14
Alabama	26	14
Tennessee	25	13
Texas	25	10
Missouri	24	9
Arkansas	24	9
Oklahoma	24	8
South Carolina	24	2
Ole Miss	23	9
Mississippi State	23	8
LSU	22	3
Vanderbilt	21	9
Texas A&M	21	9
Georgia	19	6

Comeback Cats	
Kentucky has earned five notable come-from-behind wins this season. UK used strong second halves to pick up two key wins over Indiana and St. John's, and then mounted double-digit comebacks to win vs. Mississippi State, at LSU and at Tennessee.	
<b>Indiana and St. John's Notes:</b>	
<ul style="list-style-type: none"><li>It marked the first time in program history that Kentucky overcame halftime deficits of seven or more points in consecutive games (Indiana and St. John's)</li><li>Kentucky scored an average of 28.5 points in the first half of the two contests, upping that number to 46.5 points in the second half</li><li>UK shot just 33.9 percent on average in the first half, but 49.2 percent in the second half</li><li>Jaland Lowe averaged 11.0 second-half points in the games</li><li>The Wildcats' average turnover margin in the first halves was -2.0, but +7.0 in the second halves</li></ul>	
<b>Mississippi State, LSU and Tennessee notes:</b>	
<ul style="list-style-type: none"><li>Kentucky rallied from a 12 point first-half deficit vs. Mississippi State behind 14 steals, which marked the most against a league foe since 2009</li><li>The Wildcats then erased an 18-point second-half deficit at LSU. That ties the largest comeback in the Mark Pope era (also overcame 18 points vs. Gonzaga in 2024-25) with a buzzer-beating shot by Malachi Moreno as time expired</li><li>UK trailed by 16 points at halftime. It ties wins over Gonzaga (12/7/24), Louisville (12/18/04) and LSU (2/15/94) for a program record, all 16-point halftime deficits</li><li>UK again found itself in a hole at Tennessee, down 17 points with 3:35 remaining in the first half. The Cats cut the deficit to 11 by the intermission and chipped away in the second half, ultimately taking their first lead on a fastbreak</li></ul>	



2025-26 Lead-Deficit Comparison

Opponent	Biggest Lead	Biggest Deficit	Biggest Run	Changes	Ties	Led	Trailed	Result
NICHOLLS	32	-	11-0	0	0	37:52	0:00	W, 77-51
VALPARAISO	48	-	13-0	0	0	39:45	0:00	W, 107-59
at Louisville	3	20	8-0	6	1	1:41	37:51	L, 96-88
EASTERN ILLINOIS	47	-	13-0	0	1	39:30	0:00	W, 99-53
vs. Michigan State	5	24	7-0	7	2	4:39	34:19	L, 83-66
LOYOLA (MD.)	48	1	12-0	2	0	39:21	0:24	W, 88-46
TENNESSEE TECH	50	4	13-0	7	4	30:20	5:57	W, 104-54
NORTH CAROLINA	6	3	6-0	14	9	25:05	8:29	L, 67-64
vs. Gonzaga	-	37	6-0	0	0	0:00	39:48	L, 94-59
NC CENTRAL	39	-	16-0	0	0	39:44	0:00	W, 103-67
INDIANA	14	9	10-0	10	8	22:40	13:37	W, 72-60
vs. St. John's	15	10	14-0	3	2	15:25	21:00	W, 78-66
BELLARMINE	18	4	9-0	4	4	36:05	2:30	W, 99-85
at Alabama*	5	21	9-0	1	1	1:20	36:16	L, 89-74
MISSOURI*	8	7	11-0	11	8	17:23	16:00	L, 73-68
MISSISSIPPI ST.*	24	12	12-0	7	3	25:16	13:20	W, 92-68
at LSU*	1	18	9-0	5	2	1:10	35:37	W, 75-74
at Tennessee*	3	17	7-0	1	0	0:34	38:42	W, 80-78
TEXAS*	11	3	8-0	11	11	29:00	7:09	W, 85-80
OLE MISS*	-	-	-	-	-	-	-	
at Vanderbilt*	-	-	-	-	-	-	-	
at Arkansas*	-	-	-	-	-	-	-	
OKLAHOMA*	-	-	-	-	-	-	-	
TENNESSEE*	-	-	-	-	-	-	-	
at Florida*	-	-	-	-	-	-	-	
GEORGIA*	-	-	-	-	-	-	-	
at Auburn*	-	-	-	-	-	-	-	
at South Carolina*	-	-	-	-	-	-	-	
VANDERBILT*	-	-	-	-	-	-	-	
at Texas A&M*	-	-	-	-	-	-	-	
FLORIDA*	-	-	-	-	-	-	-	
BIGGEST/MOST	50	37	16-0	14	11	39:45	39:48	
TOTALS						406:51	310:59	

- score from Otega Oweh with 34 seconds left. It was the largest halftime deficit overcome at Tennessee in program history
- It marked the first time Kentucky had won three consecutive games trailing by at least 12 points since the Cats rallied from 12 back vs. Florida (Feb. 25, 2017), 19 back vs. Vanderbilt (Feb. 28, 2017) and 15 down at Texas A&M (March 4, 2017)

Otegatron Finding His Footing

Otega Oweh missed most of fall camp as he recovered from a turf toe injury. It's taken a few weeks to find his footing, but Oweh is looking more and more like the preseason pick for SEC Player of the Year.

- Oweh has scored in double figures in all 19 games and has topped double figures in 52 of 55 games played in the Blue and White overall
- As of Jan. 21, Oweh is one of 22 players in Division I to reach double figures in each of his team's games
- His 52 games in double figures over the last two seasons is third in Division I behind only Jaron Pierre Jr. (54 with Jacksonville St. and SMU) and P.J. Haggerty (53 with Memphis and Kansas St.)
- He is averaging 19.2 points per game in SEC play, ranking eighth in the conference. He was the first UK player since Jodie Meeks (7 games) to have 20 points in each of his first four SEC games in a season
- Despite missing shootaround while fighting an illness, Oweh played a season-high 37 minutes in the come-from-behind win over LSU. He scored a game-high 21 points and added four rebounds and a pair of steals in the win
- Oweh led UK with 22 points and five steals in the win over Mississippi State
- On the road at Alabama, Oweh scored 22 points to lead Kentucky, while also sharing team-high honors in rebounds (8) and assists (3)
- He had team highs in points (20), rebounds (5), assists (4) and steals (4) vs. Missouri
- Oweh is logging 19.2 points, 4.2 rebounds, 2.3 assists and 2.5 steals per game against SEC foes
- He drained the longest shot in program history with a 69-foot heave at the end of the first half against Missouri
- The Newark, New Jersey, native nearly had a triple-double in the win over Bellarmine with 10 points, a season-high eight rebounds and a career-high 10 assists. He also generated a pair of steals for his eighth-consecutive game with multiple steals, the longest streak of his career
- He scored 21 points vs. NC Central while also matching a career high with three made 3s
- Against St. John's, Oweh scored a game-high 20 points and had three steals
- During his two seasons at Kentucky, Oweh has totaled 883 points. That is the sixth most points by a Wildcat transfer all-time. He needs 69 points to move past Travis Ford for fifth on the list, and just 117 points to become the sixth transfer in program history to log 1,000 career points for Kentucky. Kyle Macy tops the list with 1,411 points as the all-time leading scoring transfer

Magical Malachi

Freshman center Malachi Moreno has quickly developed into a valuable frontcourt piece for the Wildcats this season and has provided UK with its most magical moment yet.

- A native of Georgetown, Kentucky, Moreno lived out every young kid's dream who grows up wanting to play for the in-state Wildcats. With 1.9 seconds remaining and UK trailing by one point at LSU, Moreno caught a three-quarter-court pass from Collin Chandler and swiftly turned and drained a 17-foot buzzer beater to lift Kentucky to a 75-74 win. Kentucky overcame an 18-point second-half deficit and tied a program record by overcoming a 16-point halftime deficit in the victory. Moreno had 10 points and a team-high eight rebounds in the win, and played the final 8:56 of the game with four fouls
- He followed that performance with three points, four rebounds and a career-high-tying four blocks in the rally at Ten-

# NOTES

- nessee. His fourth block was the game-clinching play as Tennessee hauled in an offensive rebound off of an intentional missed free throw for the potential game-winning bucket
- Moreno scored 17 points and added eight rebounds, six assists and four steals in a state-ment performance against Mississippi State. He became the first 7-footer in Division I with those numbers since at least 1996-97 and just the third Kentucky player, joining Rajon Rondo and Shai Gilgeous-Alexander
  - Moreno had eight points, six assists, five blocks and four rebounds in the win over Texas. He's the first Wildcat to have that stat line since Nerlens Noel in 2013
  - He posted double-doubles against Valparaiso and Tennessee Tech
  - He is the team's leading rebounder at 6.3 rebounds per game and has led the squad in rebounds in 10 games. He also paces the Cats with 48 offensive rebounds, an average of 2.5 per game
  - Moreno leads the team with 1.58 blocks per game. He, Johann Grunloh of Virginia and Massamba Diop of Arizona State are the only freshmen 7-footers averageing at least 1.4 blocks per game in the country
  - Moreno owns a .612 field-goal percentage, the top mark on the team
  - In SEC games, Moreno is averaging 8.5 points, 5.7 rebounds, 2.8 assists and 2.2 blocks per game, while shooting 60.6% from the floor
  - He has a team-high 35 dunks this season

## Notable Achievements Thus Far

- Kentucky is off to a 13-6 start to the season and has achieved a few notable achievements:
- With wins over LSU, Tennessee and Texas, Kentucky has won three consecutive SEC games by five points or less for the first time since February 1984
  - Kentucky limited Texas to 11.1 percent on 3-pointers (2 of 18), the lowest percentage by a UK opponent (min. 15 attempts) since Alabama shot 10 percent on Feb. 5, 2022 in Tuscaloosa
  - UK came from 17 points down on the road at Tennessee to win, 80-78. It marked the first time UK has come back from 12 points in three consecutive games since 2017. It was also the largest halftime comeback (11 points) at Tennessee in UK history and marked the first time UK has won four consecutive games in Knoxville since 2003-06
  - The 18-point rally at LSU matched the largest comeback of the Coach Mark Pope era. The Wildcats trailed by 18 last year vs. Gonzaga before rallying for a 90-89 overtime win in Seattle
  - Kentucky's 16-point halftime deficit overcome vs. LSU matches a program record. UK also trailed by 16 in wins over Gonzaga (12/7/24), Louisville (12/18/04) and LSU (2/15/94)

- In its win over Mississippi State, UK generated 14 steals, its most against an SEC oppo-nent since 16 vs. Georgia in 2009. Kentucky also held the Mississippi State to just 15 percent from behind the 3-point arc, the lowest by an opponent (min. 20 attempts) since Tennessee shot 14.3 percent in 2023)
- UK picked up its first win over a top-25 opponent this season with a 78-66 victory over No. 22 St. John's
- In its wins over Indiana and St. John's, Kentucky overcame halftime deficits of seven or more points in consecutive games for the first time in program history
- Twelve different players have scored in double figures for the Cats this season. It matches the 1992-93 team for the most players in program history to score in dou-ble-figures in at least one game during a season
- Kentucky committed just four turnovers in its win over Indiana. That marked the fewest against a Power 4 opponent since Jan. 5, 2021 when UK committed just two
- Against NC Central, Kentucky shot better than 60% from the field, 40% from 3-point range and 90% from the free-throw line for the first time in the same game since Jan. 15, 2022 vs. Tennessee
- Kentucky had its best shooting performance on 2-point field-goals (77.1%, 27-35) against North Carolina Central, since Nov. 29, 2024 vs. Georgia State (80.5%, 33-41)
- The Wildcats went 13 of 14 from the line against NC Central, marking the best shooting performance from the charity stripe with at least 14 attempts since going 14 of 15 vs. Auburn on Feb. 25, 2023
- The 50-point margin of victory over Tennessee Tech is largest for UK under head coach Mark Pope. Kentucky has four wins this season with at least 40-point margins, the quick-est into a season in UK history (seven games) with four such games.
- Kentucky did not allow a member of Loyola (Md.) to score more than seven points in the win over the Greyhounds. It was the first time a UK defense prevented a scorer of more than seven points since Nov. 23, 2014 vs. Montana State
- UK has had three games already with nine players scoring at least six points. That only happened three other times between 2004-05 and 2024-25
- Kentucky limited each of its first two opponents of the season to 59 points or fewer for the first time since 2014-15
- The Cats have at least one win by 48 or more points in consecutive seasons for the first time since 2011-12 and 2012-13
- Kentucky limited Nicholls to just 15 points in the opening half, it was the lowest points yielded in the first half in Rupp Arena by the Cats since ECU scored 14 on Dec. 7, 2014
- The Cats have scored over 100 points, three times (Valparaiso, Tennessee Tech, NC Central)

UK's Record vs. AP Ranked Opponents and as an AP Ranked Opponent All-Time																																
	Opponent Rank																															
Kentucky (RK)	1	2	3	4	5	6	7	8	9	10	11	12	13	14	15	16	17	18	19	20	21	22	23	24	25	RV	NR	TOTAL				
1	-	3-1	0-2	6-1	4-1	2-1	2-0	3-0	5-1	0-1	1-2	0-1	2-0	2-0	0-0	3-0	1-0	3-0	2-0	1-0	4-1	1-0	0-0	0-0	0-1	1-0	175-18	221-31				
2	2-2	-	4-2	0-2	3-2	2-1	3-1	2-2	4-1	1-0	2-1	4-0	2-0	0-1	2-0	3-0	1-0	2-0	2-1	2-1	1-0	1-0	0-0	0-0	0-0	0-0	0-0	157-10	200-27			
3	0-1	1-3	-	4-0	2-2	1-3	1-1	0-0	3-1	0-0	0-1	1-0	0-0	2-0	0-0	1-0	0-0	2-0	0-1	3-2	0-0	0-0	0-0	0-0	0-0	0-0	0-0	133-18	154-33			
4	0-0	0-2	0-1	-	0-0	0-1	2-2	0-2	0-0	1-0	0-0	0-0	1-0	2-2	0-0	0-1	0-0	0-0	0-0	0-0	0-0	1-0	0-1	1-0	3-0	1-2	73-18	85-32				
5	3-0	2-0	2-0	2-0	-	0-1	1-0	1-1	0-2	3-0	2-1	1-0	3-0	0-0	0-1	2-0	0-0	0-0	2-1	1-0	1-0	0-0	0-0	1-0	0-0	2-0	92-9	121-16				
6	1-1	1-0	1-0	0-0	1-1	-	1-0	1-0	0-0	1-2	0-0	0-0	1-0	2-0	0-0	1-0	1-0	0-1	0-0	1-0	0-0	1-0	0-0	1-0	0-0	2-1	63-12	80-18				
7	0-1	0-0	0-0	1-2	2-0	3-0	-	0-0	0-0	0-0	2-0	0-0	1-1	1-2	2-1	1-0	0-0	3-1	2-0	1-1	0-1	0-0	1-0	0-0	0-0	0-0	48-15	68-25				
8	0-1	0-3	0-0	0-2	1-0	0-0	1-2	-	1-2	1-0	1-0	2-0	2-2	1-1	2-0	0-0	1-0	0-0	0-0	0-0	1-0	2-0	1-0	1-1	1-0	3-0	67-13	89-27				
9	0-0	1-0	0-0	0-2	1-0	0-0	1-2	1-0	-	0-0	0-0	0-1	2-0	0-0	0-0	1-0	1-0	1-0	1-0	0-0	1-0	0-0	1-0	1-0	1-0	0-1	68-12	82-18				
10	1-0	0-0	0-1	0-0	2-2	1-0	1-0	0-1	0-1	-	0-0	0-0	0-1	1-1	0-0	0-0	1-0	0-0	0-1	0-0	0-1	0-0	0-0	0-0	0-0	3-1	55-11	65-21				
11	1-0	0-0	0-0	0-0	1-0	0-0	1-0	2-1	0-1	0-0	-	0-1	1-1	0-0	0-0	0-0	0-1	1-1	0-0	0-0	0-0	2-0	0-0	1-0	0-1	0-0	35-6	45-13				
12	0-0	0-2	0-0	0-0	2-0	0-0	0-0	2-0	0-0	2-0	0-0	-	0-0	1-0	0-0	1-0	1-2	0-0	0-0	0-0	0-1	0-0	0-0	0-1	0-0	1-0	29-8	39-14				
13	0-0	1-0	1-1	0-0	0-0	0-0	0-0	0-0	0-0	0-0	0-1	0-0	0-0	-	0-0	1-0	0-1	0-1	0-0	0-0	0-0	0-0	0-0	0-1	1-0	0-0	1-0	23-6	28-11			
14	0-1	0-0	0-1	1-0	0-0	1-0	0-0	0-0	2-0	0-0	0-0	0-0	0-0	-	0-0	1-0	0-0	0-0	0-0	0-0	0-0	1-0	0-0	0-0	0-1	0-1	18-3	24-7				
15	0-0	0-0	0-1	1-1	1-1	0-1	0-0	0-0	1-0	0-0	0-0	1-0	0-0	1-0	-	0-0	0-0	1-2	0-0	1-0	0-0	0-0	0-0	0-0	0-0	0-0	24-3	30-8				
16	0-0	0-0	0-0	0-1	0-0	0-1	0-0	0-0	0-0	1-0	0-0	0-0	0-0	1-0	0-0	-	1-0	0-0	0-0	0-0	0-1	0-0	0-0	0-0	0-0	3-0	22-2	28-5				
17	0-2	0-0	0-0	0-1	0-0	0-1	0-0	0-0	0-0	0-0	0-0	0-0	2-0	0-0	0-0	0-0	-	0-0	1-0	0-0	1-0	0-0	1-1	0-0	0-0	0-1	15-5	20-11				
18	0-0	0-0	0-0	0-0	0-0	2-2	1-1	0-0	0-0	0-1	0-1	1-0	0-0	0-0	0-0	0-1	0-0	-	0-0	1-0	0-0	1-0	1-0	0-0	0-0	3-1	23-4	33-11				
19	0-0	0-0	1-0	0-0	0-0	1-0	0-0	0-0	1-0	0-0	0-0	0-0	0-0	0-0	1-0	1-1	0-0	0-0	-	0-0	0-0	0-0	0-0	0-0	0-0	1-1	20-1	26-3				
20	0-1	0-0	0-0	0-2	1-1	0-0	0-1	0-0	0-0	0-0	0-0	0-1	0-0	0-0	0-0	0-0	0-0	1-0	0-0	-	1-0	0-0	0-0	0-0	0-1	1-0	14-5	18-12				
21	0-0	0-0	0-0	0-0	0-0	0-0	0-0	0-0	0-0	0-0	0-0	0-0	0-0	0-0	0-0	0-0	0-0	0-0	0-0	0-0	-	0-0	0-0	0-0	0-0	2-0	2-1	4-1				
22	0-0	0-0	0-0	0-0	0-0	0-0	0-0	1-0	0-0	0-0	0-0	0-0	2-0	0-0	1-0	0-0	0-0	0-0	0-0	0-0	0-0	-	0-0	0-0	0-0	2-0	10-2	16-2				
23	0-0	0-0	0-0	1-0	0-0	0-0	0-0	0-0	0-0	0-0	0-0	0-0	0-0	0-0	0-0	0-0	0-0	0-0	0-0	0-0	0-1	0-0	-	0-0	0-0	1-2	6-1	8-4				
24	0-0	0-0	0-0	0-0	0-0	0-0	0-0	0-0	0-0	0-0	0-0	0-0	0-0	0-0	0-0	0-0	0-0	0-0	0-0	0-0	0-0	0-0	0-0	-	0-0	0-0	0-2	0-2				
25	0-1	0-0	0-0	0-0	0-0	0-0	0-1	0-0	0-0	0-1	0-0	0-0	0-0	0-0	0-1	0-0	0-0	0-0	0-0	0-0	0-0	0-0	0-0	0-0	0-0	-	0-0	5-7				
RV	0-1	1-0	0-0	0-0	1-0	0-0	2-1	0-0	0-1	0-1	0-0	1-0	1-0	0-1	0-1	0-0	0-0	0-1	0-0	0-0	0-0	1-0	0-0	0-0	0-0	-	-	-				
NR	0-5	0-4	1-2	2-2	3-1	2-2	0-3	2-7	5-4	1-2	2-3	2-0	1-0	0-4	0-1	2-1	1-4	3-6	3-1	2-2	0-2	0-1	0-0	2-3	4-1	-	-	-				
TOTAL	8-17	10-15	10-11	18-16	25-11	15-14	17-15	15-14	22-14	11-9	10-9	13-4	21-5	14-12	9-5	17-6	9-8	17-12	13-5	13-6	10-8	11-1	5-3	9-5	9-5	-	-	1,489-359				
																											331-229					





# NOTES

## Have a Day, Zel!

Denzel Aberdeen has stepped into a key role for Kentucky this season. He's currently averaging 12.6 points per game, while adding a team-high 58 assists.

- Aberdeen scored a career-high 26 points in the loss at Louisville. It marked just his fourth-ever 20-point output. He also snagged a then-career-best seven rebounds
- Through 19 games played, Aberdeen has career best marks in points per game (12.6), rebounds per game (2.7), field-goal percentage (.471), free-throw percentage (.810) and assists per game (3.1)
- He opened the season by scoring in double figures in each of the first eight games, the longest streak of double-digit scoring of his career. He's topped double figures in 13 games thus far
- Aberdeen scored all 17 of his points in UK's come-from-behind win at LSU to lift the Cats to a school-record-tying 16-point halftime deficit overcome. He drained a pair of 3s and made all five of his free-throw attempts, while also leading UK with four assists
- He once again stepped up in the second half at Tennessee, scoring 18 of his team-high 22 points in the second half to lift UK in the victory
- The senior from Orlando had a team-high 19 points, including the game-winning free-throws, to down Texas
- In UK's four-game SEC winning streak, Aberdeen is averaging 18.5 points per game, while shooting 55.3% from the floor, 52.9% from 3-point range and 85.2% from the line

## "Hoppy" Chandler

Kentucky sophomore guard Collin Chandler has made improvements in his sophomore campaign.

- Chandler is averaging 8.9 points per game
- He has scored in double figures 10 times this season after doing so just once last year as a freshman
- He is 34-82 from 3-point range, good for 41.5 percent shooting, the top mark on the team
- He has hit career bests in points (18 vs. Texas), rebounds (7, vs. Texas), assists (8 vs. NC Central), 3-pointers (4, four times), blocked shots (2, vs. Michigan State), steals (3, two times), and minutes played (34, vs. North Carolina)
- Chandler became the first player in program history to drain at least four 3s in each of the team's first three games
- Chandler earned the No. 1 play on ESPN's Sportscenter for a massive dunk in his record-breaking performance to open the 2025-26 season
- He was named MVP of the BBN United Tipoff Classic, averaging 11 points, 4.0 assists and 3.0 rebounds while shooting 52.9 percent from 3-point range
- He made the inbounds pass to Malachi Moreno for the game-winning buzzer-beater at LSU
- Chandler went 4-of-6 from distance to score 12 points in the road win at Tennessee. It was the most points Chandler has scored against an SEC opponent in his career. He also matched a career-high with three steals, including one which led to the go-ahead basket from Oweh with 34 seconds left
- Against Texas, Chandler had a career-high 18 points and a career-high seven rebounds. He scored 12 of UK's 13 points during a stretch in the second half where the Cats earned their largest lead of the game at 76-65 with just under six minutes to play

## Balanced on the Stats Sheet

Balance has been the name of the game for the Cats thus far this season.

- UK has had eight different leading scorers or co-leaders
- Twelve different players have scored in double figures for the Cats this season. It matches the 1992-93 team for the most players in program history to score in double-figures in at least one game during a season
- UK has also had six different players lead or co-lead in rebounds
- Six players have led or co-led in assists
- Kentucky has had nine players score at least six points in three games already this season (Valparaiso, Eastern Illinois, Loyola (Md.))
- Three players have multiple 20-point outings (Aberdeen, Oweh, Dioubate)

## S-E-C! S-E-C! S-E-C!

Kentucky is the Southeastern Conference's gold standard. Since the SEC's inception in 1932-33, the Wildcats are the most dominant team in the league, recording a 1,073-318 mark (77.1%) in regular-season conference play. Only Alabama and Tennessee have won more than 800 regular-season SEC games and no other team owns a better winning percentage.

- UK has averaged 11.6 wins and only 3.4 losses per season in 92 seasons in the SEC
- Kentucky has won 49 SEC regular-season titles and 31 SEC Tournament championships
- UK won its 1,000th game in SEC regular-season action vs. Alabama on Jan. 11, 2020. Kansas has won 1,000 conference games when combining its records in the Big 6, Big 7, Big 8 and Big 12, but no other team in the country had won 1,000 or more regular-season league games in one conference alone
- Fourteen teams made the 2025 NCAA Tournament field, the most from any conference all-time
- The league has advanced at least one team to the Elite Eight in 11 of the last 14 tournaments
- Seven teams from the SEC made the Sweet 16, a new NCAA Tournament record for most teams by a conference
- The SEC sent four teams to the Elite Eight, the first time the league has done so, joining the 2009 Big East and the 2016 ACC as the only conferences to accomplish the feat
- Two SEC teams faced each other in the Final Four for the first time
- The SEC's 22 NCAA Tournament wins broke the ACC's record of 19 in 2019

## Second Half Surges

Kentucky is 13-6 thus far, and in 12 games against Power Conference opponents, the Cats are 6-6. In first halves of those games, Kentucky is getting outscored by 100 points. However, the Cats have rallied and played significantly better in the second half. Kentucky is outscoring opponents in the second half by a 73-point margin. Here's a deeper dive into UK's stats in the first half compared to second half of Power Conference games:

Points Per Possession		
Game	Off. PPP	Def. PPP
NICHOLLS	1.10	0.73
VALPARAISO	1.43	0.79
at Louisville	1.14	1.25
EASTERN ILLINOIS	1.46	0.78
vs. Michigan State	0.93	1.17
LOYOLA (MD.)	1.22	0.64
TENNESSEE TECH	1.42	0.74
NORTH CAROLINA	1.00	1.05
vs. Gonzaga	0.84	1.34
NC CENTRAL	1.43	0.93
INDIANA	1.07	0.90
vs. St. John's	1.13	0.95
BELLARMINE	1.48	1.27
at Alabama*	1.03	1.24
MISSOURI*	1.00	1.07
MISSISSIPPI STATE*	1.34	0.99
at LSU*	1.12	1.11
at Tennessee*	1.26	1.23
TEXAS*	1.23	1.16
OLE MISS*	-	-
at Vanderbilt*	-	-
at Arkansas*	-	-
OKLAHOMA*	-	-
TENNESSEE*	-	-
at Florida*	-	-
GEORGIA*	-	-
at Auburn*	-	-
at South Carolina*	-	-
VANDERBILT*	-	-
at Texas A&M*	-	-
FLORIDA*	-	-
Overall		
UK offensive high - 1.48 (BELLARMINE)		
UK offensive SEC high - 1.34 (MISSISSIPPI STATE)		
UK offensive postseason high -		
UK offensive low - 0.84 (vs. Gonzaga)		
UK offensive SEC low - 1.00 (MISSOURI)		
UK offensive postseason low -		
Opp. offensive high - 1.34 (vs. Gonzaga)		
Opp. SEC high - 1.24 (at Alabama)		
Opp. postseason high -		
Opp. offensive low - 0.64 (LOYOLA)		
Opp. SEC low - 0.99 (MISSISSIPPI STATE)		
Opp. postseason low -		





# NOTES

First Half Stat (UK/Opponent)	Second Half Stat (UK/Opponent)
Points (32.0/40.3)	Points (43.1/37.0)
Rebounds (16.8/19.3)	Rebounds (16.8/16.6)
FG % (.382/.471)	FG % (.476/.450)
3 FG % (.241/.363)	3 FG % (.364/.297)
Assists (5.8/8.8)	Assists (7.3/7.5)
Turnovers (5.8/5.1)	Turnovers (4.5/6.5)
Steals (3.6/3.4)	Steals (4.3/2.9)
Blocks (1.9/1.9)	Blocks (2.6/1.4)

## Happy to Assist

- True to the team's "Make Plays for Teammates" motto, Kentucky has done a nice job sharing the basketball this season.
- The Wildcats are averaging 17.1 assists per game, ranking 44th in the country
  - In wins, UK is posting 19.4 assists per game, the 14th-most among power conference schools and the 42nd most in Division I
  - Just nine teams in college basketball have had 27 or more assists in three different games this season: Kentucky, Cornell, IU Indianapolis, Indiana, Lindenwood, Miami (FL), Michigan, SMU and Texas A&M
  - Eight different players are averaging at least 1.0 assist per game
  - Eleven players have at least one game with three or more assists

## Dioubate Giving The Cats Something 'Mo'

- Mo Dioubate is having one of the best statistical seasons of his career.
- In the first four games since returning from injury, Dioubate averaged 11.5 points, 7.5 rebounds, 2.0 steals and 1.3 blocks per game. He shot 60.7% from the field
  - Dioubate had 14 points and 12 rebounds for his second double-double of the season in a come-from-behind win over Indiana
  - He added seven offensive rebounds -- the most of any UK player this season against the Hoosiers
  - Dioubate had a career-high five steals in the win over the Hoosiers, also the most swipes for a Kentucky player this season
  - In the win over St. John's, Dioubate had six points, five rebounds and a pair of blocks
  - Dioubate then poured in a season-high-tying 20 points on 9-of-11 shooting in the win over Bellarmine. He added a career-high-tying three blocked shots in the win and a pair of steals
  - Dioubate tied for the team lead with eight rebounds in the SEC opener at Alabama
  - He was huge off the bench in the road win at Tennessee, finishing a team-best +16 while scoring 10 points and grabbing six rebounds, including four on the offensive glass

## Oweh! Oweh! Oweh!

- Kentucky senior Otega Oweh was selected as the Southeastern Conference Co-Player of the Week, it was announced by the league office on Dec. 22. Oweh shared the award, the first weekly honor for UK this season, with Tennessee's Ja'Kobi Gillespie.
- Oweh scored a game-high 20 points as the Wildcats picked up their first win over an Associated Press Top-25 opponent, defeating No. 22 St. John's, 78-66, in the CBS Sports Classic in Atlanta on Saturday
  - UK's star guard also contributed five rebounds and three steals in the winning effort, marking his seventh-consecutive game with multiple steals, the longest streak of his college career
  - Oweh's defensive prowess was paramount in holding the Red Storm to a season-low 33.3 percent field-goal clip, while his 20-point effort was his second outing reaching the 20-point threshold this season. He also made 8-of-9 free throws in the contest

## The Long Ball

- A staple Mark Pope team is known for shooting the long ball. Pope has discussed the desire to average 35 3-point attempts per game since he arrived in Lexington.
- Kentucky is currently averaging 8.4 made 3s per game on 24.3 attempts per game through 19 games this season. The Cats are hitting at a 34.6% rate. Kentucky has made 160 thus far on the year.
- In conference play, the Wildcats are shooting 37.1% from long range, the best mark in the conference.
- UK made 11 of 28 (39.3%) in its win over Valpo, marking the first double-digit 3-pointers made of 2025-26. Kentucky then hit 12 at Louisville, 10 against Loyola (Md.), 15 against Tennessee Tech, 12 against NC Central, a season-high 16 in the win over Bellarmine, and 10 at LSU, including eight coming in the second half. The Cats knocked down 11 triples in the comeback win at Tennessee.
- Kentucky is 23-4 overall under Mark Pope when eclipsing double-digits from distance, after going 16-3 a season ago.
- Some notable UK records:

Total 3's Made in a Season	Avg. 3's made per game
1. 2024-25 (341)	1. 1989-90 (10.04)
2. 1992-93 (340)	2. 1992-93 (10.0)
3. 2003-24 (327)	3. 2023-24 (9.91)
4. 1991-92 (317)	4. 2024-25 (9.47)
5. 1993-94 (301)	5. 1993-94 (8.85)

## Kam Williams Joins Elite 3-Point Company

Kentucky sophomore guard Kam Williams joined elite company in the UK history books with his 8 of 10 performance from distance in the win over Bellarmine. Williams poured in a career-high 26 points, while making a career-best eight from distance. Notable achievements in that performance:

## Learn More About the Cats

### Meet the Cats with BBN Tonight



### Summer Recap



### Ronald McDonald House Visit



### Team Bowling



### Pope's Gambit, Chess & Basketball



### I Know Ball by UKSN



# NOTES

- Williams matches Jamal Murray's single-game record for 3-point percentage with a minimum of 10 attempts from 3-point range at .800. Murray went 8 for 10 in a win over Florida in 2016
- Williams' eight 3s ranks as the fourth-most in program history in a single game. Jodie Meeks owns the record with 10 makes from distance in a win at Tennessee in 2009
- Williams is the ninth player in program history to have at least one game with eight makes from distance joining: Meeks, Tony Delk, Cameron Mills, Derrick Miller, Eric Bledsoe, Murray, Malik Monk and Immanuel Quickley
- Williams became the first player with eight makes since Quickley had eight in a win at Texas A&M in 2020

## Celebrating the 50th Season of Kentucky Basketball in Rupp Arena

UK Athletics and Rupp Arena at Central Bank Center, proudly managed by Oak View Group, are excited to announce a season-long celebration marking the 50th season of Kentucky men's basketball playing in one of the most iconic venues in college sports.

Since opening its doors in 1976, Rupp Arena has been home to countless unforgettable moments, including four NCAA Championship-winning teams, legendary players and generations of Big Blue Nation faithful.

The milestone season will honor that rich history with a series of in-venue celebrations, social media throwbacks and special broadcast programming through the UK Sports Network

Throughout the 2025–26 season, fans can expect a variety of tributes to the program's storied history, including highlight reels, commemorative content and special recognitions during home games. The celebration will also spotlight the fans who have made Rupp Arena one of the most electric environments in all of sports.

### Rupp Arena facts:

- Kentucky is 686-90 (88.4%) all-time in regular-season games
- First game played was a 72-64 win by No. 6 Kentucky over Wisconsin on Saturday, Nov. 27, 1976
- Rick Robey, a junior forward, scored the venue's opening points
- Kentucky has gone undefeated in 14 seasons in the building's history
- The Wildcats set a venue record with 19 single-season wins in 2014-15
- With a victory over Fairleigh Dickinson on Dec. 7, 2019, Kentucky reached the 600-win mark at Rupp Arena faster than any other program in NCAA Division I level history. UK needed just 670 games to reach win No. 600 in Rupp Arena
- The Cats are 54-3 all-time as the AP No. 1 ranked team in Rupp Arena
- As an active UK player, Mark Pope's teams went 25-1 (96.2%) inside of Rupp Arena. He is 24-5 as UK's head coach
- The most points ever scored by Kentucky was 127 in a win over LSU on March 4, 1996
- Kentucky's Derrick Miller (40) has the most points scored by a UK player on Feb. 7, 1990. Navy's David Robinson has the individual scoring record (45) which he achieved on Jan. 25, 1987
- The record crowd was 24,479 on Jan. 2, 2010 in a 71-62 win over Louisville
- The longest UK winning streak was 54 games from Nov. 9, 2010 to Dec. 1, 2012

## Toppling the Top 25

With eight wins over Associated Press Top 25 teams in year one, Mark Pope is already climbing the charts among league coaches. He added his first top-25 victory in year two with the win over St. John's and picked up another at No. 24 Tennessee. A breakdown of AP Top-25 wins among coaches at their respective SEC schools who coached their first three seasons at that program, while playing in the SEC. Porter Moser (Oklahoma) is not included because he did not start his tenure as a member of the SEC.

*Todd Golden (Florida) - 18*  
*Dennis Gates (Missouri) - 11*  
**Mark Pope (Kentucky) - 10**  
*Chris Jans (Mississippi State) - 10*  
*Nate Oats (Alabama) - 8*

## Recapping Year One of the Mark Pope Era

When his alma mater came calling, Mark Pope knew there was no place like home.

Pope, a captain of the University of Kentucky's 1996 National Championship team, returned to Lexington as the 23rd head coach of Kentucky's storied men's basketball program on April 12.

- Became the first coach to take a team with zero returning scoring from the year prior to the Sweet 16 of the NCAA Tournament
- In his first year at the helm, Kentucky set a program record with 341 made 3s and had six players average double-figures for the first time in program history
- Earned his first career NCAA Tournament win with a victory over Troy in the opening round in 2025
- Defeated Oklahoma to advance to the SEC Tournament Quarterfinals in his first appearance as coach in the league tournament
- UK went 8-5 against AP Top 15 opponents in Pope's first season. The eight wins over top-15 teams tied an NCAA record for the most in a single season
- Otega Oweh scored the team's final 18 points, including the game-winner at Oklahoma to help UK win 83-82. It was the second win of the season by a one-point margin. He got his third one-point win when Oweh scored a second last-second shot against his former club in the SEC Tournament vs. the Sooners. He was the first UK coach (dating back to Rupp) to win two one-point games in his first season as coach, and now has three. Calipari (1-1 in first two such games over first two seasons); Gillispie (0-1), Smith (1-1 over first two seasons), Pitino (1-1 over first two seasons), Sutton (2-0, both occurred in second season), Hall (0-2 in his first year), Rupp (1-1, both in second season)
- Pope picked up his 200th career win as Kentucky defeated Mississippi State on Jan. 11. It also marked his first win in a "true" road game as head coach of the Wildcats
- With his win over No. 6 Florida on Jan. 4, Pope became just the second Kentucky head coach to win their first three matchups against AP Top 10 opponents. He joins Adolph Rupp who won his first seven such games from 1948-51.
- Pope was victorious in his first Kentucky vs. Louisville showdown as head coach, earning a 93-85 win over the Cards. The scoreline was the same as Rick Pitino's first win over Louisville at UK back in 1990

## Week-by-Week Rankings

Week	AP	Coaches	NET	KenPom
Nov. 3	9	9	-	4
Nov. 10	9	8	-	1
Nov. 17	12	13	-	4
Nov. 24	19	18		12
Dec. 1	18	18	15	11
Dec. 8	RV	RV	31	20
Dec. 15	RV	RV	27	19
Dec. 22	RV	RV	22	18
Dec. 29	RV	RV	25	19
Jan. 5	RV	RV	31	24
Jan. 12	NR	NR	35	26
Jan. 19	RV	RV	28	24
Jan. 26				
Feb. 2				
Feb. 9				
Feb. 16				
Feb. 23				
Mar. 2				
Mar. 9				
Mar. 16				
Mar. 23				
Mar. 30				

## Clutch Free Throws

Free throws during a two-possession game (six points or less) at any point with 3:00 or less to play or overtime:

Player	FTs	Pct.
Mo Dioubate	2-2	1.000
Malachi Moreno	2-2	1.000
Denzel Aberdeen	6-8	.750
Collin Chandler	1-2	.500
Otega Oweh	3-7	.429
<b>Kentucky</b>	<b>14-19</b>	<b>.737</b>

## All-Time Winningest Schools

SCHOOL	WINS
<b>1. Kentucky</b>	<b>2,435</b>
2. Kansas	2,428
3. North Carolina	2,410
4. Duke	2,352
5. UCLA	2,038
6. Temple	2,022
7. Syracuse	2,019
8. Notre Dame	1,988
9. St. John's	1,987
10. Purdue	1,970
*Through games on Jan. 21	



# NOTES

- Kentucky matched the largest halftime deficit overcome in program history when rallying from 16 down at the intermission to eventually beat No. 7 Gonzaga in overtime. Pope joined Adolph Rupp as the only two coaches in program history to win their first two games against AP top 10 ranked opponents
- UK set a single-game program record by connecting on 80.5% of its 2-point attempts in a win over Georgia State on Nov. 29. The previous record was 78.1% set vs. Lamar on Dec. 13, 1986
- The Wildcats connected on 10 or more 3s in each of the first five games of the season for the first time in program history
- Came back from a nine-point halftime deficit to down No. 6 Duke in the Champions Classic in just his third game as UK's head coach, the quickest coach at Kentucky to win a game against an AP Top 10 opponent
- Coached UK to a season-opening win by a 103-62 win, a 41-point margin. The 103 points were the most for a Kentucky coach in a debut game. The previous high was 88 points vs. Morehead State in Tubby Smith's first game in 1997

## From Lex, to the League, and Back Again

Mark Pope brings a unique background and experience to Kentucky as the 23rd head coach of the men's basketball program.

- Mark Pope is one of 51 head coaches at the NCAA Division I level that is the head coach at his alma mater
- Mark Pope is one of 22 head coaches at the NCAA Division I level that played in the NBA
- Mark Pope is one of just five head coaches at the NCAA Division I level who played college basketball, played in the NBA, and now coach at their alma mater (Hubert Davis - UNC, Penny Hardaway - Memphis, Speedy Claxton - Hofstra, Larry Stewart - Coppin State)

## Associated Press Poll All-Time Leader

Not only is Kentucky the nation's all-time wins leader and the team with the best all-time winning percentage, it has been ranked in the Associated Press more than any other program. Kentucky has been ranked in the AP poll during 996 weeks in the poll's 77-year history. North Carolina (973), Duke (925), Kansas (887) and UCLA (749) round out the top five. The Wildcats were ranked No. 1 for the first time in the second month of the poll in Feb. 1949. UK has played a total of 252 games as the nation's top-ranked team. The Nov. 18, 2024 jump from No. 19 to No. 9 was the largest single-week rise for Kentucky in program history (10 spots). The previous record was a nine-spot jump accomplished in February of 2001.

## Kentucky Boasts Nation-Leading 27 Players on NBA Opening-Day Rosters

The 2025-26 NBA season tipped off on Oct. 21st and Kentucky men's basketball continued its extensive presence with a nation-leading 27 players featured on opening day rosters across the league. It marks the 14th consecutive season in which Kentucky has set the benchmark for alumni in The Association.

The total of 27 players is based off the NBA's official opening-day roster list and includes all two-way and inactive players.

UK is represented on 20 NBA franchises, with seven teams featuring multiple Wildcats on their rosters. The Phoenix Suns lead the league with three UK products, while the Dallas Mavericks, Miami Heat, Minnesota Timberwolves, Oklahoma City Thunder, Philadelphia 76ers and San Antonio Spurs each have two.

Two Cats from the 2024-25 Kentucky Wildcats earned spots in the NBA to begin the season including Koby Brea on the Phoenix Suns and Amari Williams on the Boston Celtics.

Kentucky's decorated NBA group is coming off a highly successful 2024-25 season. Shai Gilgeous-Alexander became the first Kentucky men's basketball product to capture the NBA Most Valuable Player award on his way to leading the Oklahoma City Thunder to an NBA Championship alongside Cason Wallace. Gilgeous-Alexander was joined by Karl-Anthony Towns as an All-NBA performer. Those two, along with Anthony Davis and Tyler Herro, were selected as NBA All-Stars.

### Wildcats in the NBA (27)

Bam Adebayo – Miami Heat	Devin Booker – Phoenix Suns
Koby Brea – Phoenix Suns	Anthony Davis – Los Angeles Lakers
Rob Dillingham – Minnesota Timberwolves	Justin Edwards – Philadelphia 76ers
De'Aaron Fox – San Antonio Spurs	Shai Gilgeous-Alexander – OKC Thunder
Tyler Herro – Miami Heat	Isaiah Jackson – Indiana Pacers
Keldon Johnson – San Antonio Spurs	Tyrese Maxey – Philadelphia 76ers
Malik Monk – Sacramento Kings	Jamal Murray – Denver Nuggets
Immanuel Quickley – Toronto Raptors	Julius Randle – Minnesota Timberwolves
Antonio Reeves – Charlotte Hornets	Nick Richards – Phoenix Suns
Shaedon Sharpe – Portland Trail Blazers	Reed Sheppard – Houston Rockets
Jacob Toppin – Atlanta Hawks	Karl-Anthony Towns – New York Knicks

Oscar Tshiebwe – Utah Jazz	Jarred Vanderbilt – Los Angeles Lakers
Cason Wallace – OKC Thunder	PJ Washington – Dallas Mavericks
Amari Williams – Boston Celtics	

### Noteable nuggets about UK's NBA stars:

- Shai Gilgeous-Alexander (Thunder) and Tyrese Maxey (76ers) were named the Western and Eastern Conference Players of the Week, respectively, on Nov. 3
- Gilgeous-Alexander registered his 93rd consecutive game with at least 20 points scored in a win over the Trail Blazers on Nov. 30. That streak is now the second-longest in NBA history, trailing only Wilt Chamberlain's streak of 126 games.
- Koby Brea (Suns) and Amari Williams (Celtics) both scored their first career points early in the season. Brea had a layup vs. the Spurs on Nov. 2, while Williams' first tally came on a left-handed hook in the lane on Nov. 1 vs. the Rockets
- Only two players in NBA history have opened a season with 10 straight games of at least 25 points scored and at least five assists dished: Maxey in 2025-26 and Allen Iverson in 2005-06
- Reed Sheppard (Rockets) scored a career-high 31 points and had a career-best nine boards against the Warriors on Nov. 26. He became the second youngest player in Houston history to record 30+ points, 8+ boards and 5+ assists in a game
- De'Aaron Fox (Spurs) had 37 points, the most in his career as a Spur, and added eight assists in a win over Portland on Nov. 26
- Jamal Murray (Nuggets) poured in 52 points and drained a career-best 10 of 11 from distance on Dec. 2 vs. the Pacers. He was named NBA Player of the Week on Dec. 8
- As of Dec. 5, Gilgeous-Alexander in his last 100 regular-season games had the following stats (3,243 points, 637 assists, 164 steals, 52.3 field-goal percentage) - the only other player to match or exceed those numbers over a 100-game span since steals began being tracked was Michael Jordan
- Karl-Anthony Towns and the Knicks claimed the NBA Cup on Dec. 16. Towns had 16 points, 11 rebounds and a pair of steals in the win. The Knicks downed De'Aaron Fox and Keldon Johnson from the Spurs. Fox had 16 points and nine assists in the loss, while Johnson posted three points and four boards
- Towns, Fox, and Gilgeous-Alexander, were all named to the NBA Cup All-Tournament Team
- Murray had 35 points and 10 assists, while making nine 3s. He's the first player in the history of the NBA to have those numbers in a Christmas Day game
- TyTy Washington (Clippers) was signed to a two-way contract in late December pushing UK's numbers to 28 players on NBA Rosters in 2025-26
- Towns became the fastest player in NBA history to amass 15,000 points, 7,500 rebounds and 1,000 3-pointers. He did so in just 677 games, bettering Dirk Nowitzki's mark of 879 outings
- Gilgeous-Alexander was named the Western Conference Player of the Month for the month of December
- Gilgeous-Alexander and Tyrese Maxey (76ers) were named 2026 NBA All-Star starters. UK was the only school with multiple former players tabbed starters for this year's All-Star game
- Gilgeous-Alexander and Bam Adebayo (Heat) were named the Western and Eastern Conference Players of the Week, respectively, on Jan. 19
- Immanuel Quickley (Raptors) matched a career high with 40 points, and became the first player in NBA history to record 40 or more points, 10 or more assists and make five or more 3s, while shooting 80% from the field in a win over Golden State on Jan. 20





# KENTUCKY BY THE NUMBERS

Date	Opponent	Result	Points	Rebounds	Assists	Steals	Blocks
N. 4	NICHOLLS <sup>1</sup>	W, 77-51	Chandler - 15^	Moreno - 9^	Aberdeen - 6^	Chandler - 2^	Three with - 1^
N. 7	VALPARAISO <sup>1</sup>	W, 107-59	Moreno - 18^	Moreno - 10^	Two with - 5^	Three with - 1	Five with - 1
N. 11	at Louisville	L, 96-88	Aberdeen - 26	Aberdeen - 7	Lowe - 5^	Oweh - 2	Three with - 1
N. 14	EASTERN ILLINOIS <sup>1</sup>	W, 99-53	Dioubate - 20^	Dioubate - 11^	Johnson - 7^	Three with - 2^	Dioubate - 2
N. 18	vs. Michigan State <sup>2</sup>	L, 83-66	Oweh - 12	Four with - 4	Two with - 3	Aberdeen - 3^	Chandler - 2^
N. 21	LOYOLA (MD.)	W, 88-46	Two with - 13^	Garrison - 11^	Aberdeen - 6^	Two with - 3^	Moreno - 4^
N. 26	TENNESSEE TECH	W, 104-54	Three with - 16^	Moreno - 11^	Chandler - 5^	Aberdeen - 3^	Moreno - 2^
D. 2	NORTH CAROLINA <sup>3</sup>	L, 67-64	Oweh - 16	Moreno - 9	Aberdeen - 4	Three with - 2^	Moreno - 3^
D. 5	vs. Gonzaga <sup>4</sup>	L, 94-59	Oweh - 16	Oweh - 5	Oweh - 5	Chandler - 3^	-
D. 9	NC CENTRAL	W, 103-67	Johnson - 22^	Two with - 7^	Chandler - 8^	Oweh - 4^	Moreno - 2^
D. 13	INDIANA	W, 72-60	Dioubate - 14	Dioubate - 12^	Moreno - 3^	Dioubate - 5^	Moreno - 2^
D. 20	vs. St. John's <sup>5</sup>	W, 78-66	Oweh - 20^	Moreno - 9^	Three with - 3^	Oweh - 3^	Three with - 2^
D. 23	BELLARMINE	W, 99-85	Williams - 26^	Oweh - 8^	Oweh - 10^	Three with - 2	Dioubate - 3^
J. 3	at Alabama*	L, 89-74	Oweh - 22	Two with - 8	Oweh - 3	Lowe - 2	Garrison - 3^
J. 7	MISSOURI*	L, 73-68	Oweh - 20	Oweh - 5	Two with - 4	Oweh - 4^	Moreno - 3^
J. 10	MISSISSIPPI STATE*	W, 92-68	Oweh - 22^	Moreno - 8	Moreno - 6^	Oweh - 5^	Two with - 1
J. 14	at LSU*	W, 75-74	Oweh - 21^	Moreno - 8^	Aberdeen - 4^	Two with - 2^	Three with - 1
J. 17	at Tennessee*	W, 80-78	Aberdeen - 22	Two with - 6	Johnson - 4	Chandler - 3^	Moreno - 4^
J. 21	TEXAS*	W, 85-80	Aberdeen - 19	Two with - 7	Moreno - 6^	Two with - 2^	Moreno - 5^
J. 24	OLE MISS*						
J. 27	at Vanderbilt*						
J. 31	at Arkansas*						
F. 4	OKLAHOMA*						
F. 7	TENNESSEE*						
F. 14	at Florida*						
F. 17	GEORGIA*						
F. 21	at Auburn*						
F. 24	at South Carolina*						
F. 28	VANDERBILT*						
M. 3	at Texas A&M*						
M. 7	FLORIDA*						

All home games in **BOLD CAPS**

\*SEC game, ^game high

1 - BBN United Tipoff Classic (Rupp Arena | Lexington, Ky.)

2 - Champions Classic (Madison Square Garden | New York)

3 - ACC/SEC Challenge (Rupp Arena | Lexington, Ky.)

4 - Bridgestone Arena | Nashville, Tenn.

5 - CBS Sports Classic (State Farm Arena | Atlanta)

6 - SEC Tournament (Bridgestone Arena | Nashville, Tenn.)

## Times Led

Oweh - 9  
Aberdeen - 4  
Chandler - 2  
Dioubate - 2  
Williams - 2  
Johnson - 1  
Moreno - 1  
Noah - 1

## Times Led

Moreno - 10  
Oweh - 6  
Dioubate - 4  
Garrison - 2  
Chandler - 2  
Aberdeen - 1  
Jelavic - 1

## Times Led

Aberdeen - 6  
Oweh - 5  
Moreno - 4  
Chandler - 3  
Johnson - 3  
Lowe - 3

## Times Led

Oweh - 9  
Chandler - 6  
Aberdeen - 4  
Dioubate - 4  
Lowe - 2  
Moreno - 2  
Jelavic - 1  
Noah - 1  
Williams - 1

## Times Led

Moreno - 11  
Dioubate - 5  
Chandler - 3  
Garrison - 3  
Williams - 3  
Oweh - 2  
Jelavic - 1  
Johnson - 1  
Lowe - 1  
Quaintance - 1

# MISCELLANEOUS STATS

Game Leaders							Games With ...							
No.	Name	Points	Rebounds	Blocks	Assists	Steals	10+ Pts	20+ Pts	10+ Rebs	3+ Assts	3+ Blks	3+ Stls	3+ 3s	Double-Double
00	Otega Oweh*	9 (29)	6 (13)	2 (21)	5 (9)	9 (56)	19 (74)	6 (22)	0 (2)	9 (22)	0 (0)	5 (23)	3 (4)	1 (3)
1	Denzel Aberdeen*	4 (7)	1 (1)	0 (1)	6 (8)	4 (10)	12 (25)	2 (5)	0 (0)	10 (19)	0 (0)	2 (4)	4 (7)	0 (0)
2	Jasper Johnson	1 (1)	0 (0)	1 (1)	3 (3)	0 (0)	3 (3)	1 (1)	0 (0)	7 (7)	0 (0)	0 (0)	2 (2)	0 (0)
3	Kam Williams*	2 (4)	0 (6)	3 (16)	0 (2)	1 (17)	3 (17)	1 (2)	0 (2)	2 (7)	0 (3)	1 (7)	1 (10)	0 (1)
4	Andrija Jelavic	0 (0)	1 (1)	1 (1)	0 (0)	1 (1)	3 (3)	0 (0)	1 (1)	1 (1)	0 (0)	0 (0)	0 (0)	0 (0)
5	Collin Chandler	2 (2)	2 (2)	3 (3)	3 (3)	6 (13)	10 (11)	0 (0)	0 (0)	8 (10)	0 (0)	2 (3)	5 (6)	0 (0)
9	Trent Noah	1 (1)	0 (0)	0 (0)	0 (0)	1 (2)	2 (3)	0 (0)	0 (0)	1 (1)	0 (0)	0 (0)	2 (3)	0 (0)
10	Brandon Garrison*	0 (2)	2 (17)	3 (31)	0 (5)	0 (16)	1 (18)	0 (3)	1 (3)	1 (15)	1 (10)	0 (4)	0 (0)	0 (1)
11	Walker Horn	0 (0)	0 (0)	0 (0)	0 (0)	0 (0)	0 (0)	0 (0)	0 (0)	0 (0)	0 (0)	0 (0)	0 (0)	0 (0)
15	Jaland Lowe*	0 (17)	0 (6)	1 (5)	3 (44)	2 (21)	3 (46)	1 (13)	0 (2)	3 (49)	0 (0)	0 (9)	0 (4)	0 (2)
20	Zach Tow	0 (0)	0 (0)	0 (0)	0 (0)	0 (0)	0 (0)	0 (0)	0 (0)	0 (0)	0 (0)	0 (0)	0 (0)	0 (0)
21	Jayden Quaintance*	0 (2)	0 (16)	1 (20)	0 (2)	0 (10)	1 (12)	0 (1)	0 (9)	0 (4)	0 (11)	0 (3)	0 (0)	0 (6)
22	Braydon Hawthorne	0 (0)	0 (0)	0 (0)	0 (0)	0 (0)	0 (0)	0 (0)	0 (0)	0 (0)	0 (0)	0 (0)	0 (0)	0 (0)
23	Mo Dioubate*	2 (3)	4 (15)	5 (19)	0 (1)	3 (15)	6 (21)	2 (3)	2 (9)	1 (4)	1 (4)	1 (3)	0 (1)	2 (8)
24	Malachi Moreno	1 (1)	10 (10)	11 (11)	4 (4)	2 (2)	7 (7)	0 (0)	2 (2)	6 (6)	5 (5)	2 (2)	0 (0)	2 (2)
33	Reece Potter*	0 (3)	0 (3)	0 (14)	0 (2)	0 (5)	0 (11)	0 (0)	0 (0)	0 (6)	0 (2)	0 (1)	0 (2)	0 (0)

Career total in (parentheses); \*includes pre-UK career

Starting Lineups						
Guard	Guard	G/F	Forward	Forward	Games	W-L
Aberdeen	Chandler	Oweh	Dioubate	Garrison	4	2-2
Aberdeen	Chandler	Oweh	Williams	Moreno	4	3-0
Aberdeen	Oweh	Williams	Jelavic	Moreno	3	2-1
Aberdeen	Chandler	Oweh	Dioubate	Moreno	3	2-1
Aberdeen	Chandler	Oweh	Noah	Moreno	2	2-0
Lowe	Aberdeen	Oweh	Dioubate	Moreno	1	1-0
Lowe	Aberdeen	Oweh	Dioubate	Quaintance	1	0-1
Chandler	Oweh	Noah	Dioubate	Garrison	1	1-0

Streaks	
Overall	Won 4
Unranked AP teams anywhere	Won 3
Ranked AP teams anywhere	Won 1
Home	Won 2
Home AP ranked teams	Lost 2
Home AP unranked teams	Won 2
Home SEC	Won 2
Home nonconference	Won 3
Home AP ranked SEC	Lost 1
Home AP unranked SEC	Won 2
Home AP ranked nonconference	Lost 1
Home AP unranked nonconference	Won 17
Road	Won 2
Road AP ranked teams	Won 1
Road AP unranked teams	Won 2
Road SEC	Won 2
Road nonconference	Lost 2
Road AP ranked SEC	Won 1
Road AP unranked SEC	Won 2
Road AP ranked nonconference	Lost 2
Road AP unranked nonconference	Lost 1
Neutral	Won 1
Neutral AP ranked teams	Won 1
Neutral AP unranked teams	Won 3
Neutral SEC Tournament	Lost 1
Neutral nonconference	Won 1
Neutral AP ranked SEC Tournament	Lost 4
Neutral AP unranked SEC Tournament	Won 1
Neutral AP ranked nonconference	Won 1
Neutral AP unranked nonconference	Won 2

Active Consecutive Made Career Starts	
Otega Oweh	56
Denzel Aberdeen	18
Malachi Moreno	4
Andrija Jelavic	3
Kam Williams	3
Active Consecutive Made Free Throws	
Kam Williams	14
Jasper Johnson	9
Trent Noah	8
Collin Chandler	6
Malachi Moreno	4
Denzel Aberdeen	3
Mo Dioubate	3
Otega Oweh	2
Andrija Jelavic	1
Active Consecutive Games Played with a 3-Pointer	
Denzel Aberdeen	5
Collin Chandler	4
Kam Williams	1

Miscellaneous	
<b>Charges Drawn</b>	
Collin Chandler - 1	
<b>First Sub</b>	
Brandon Garrison - 7	
Jasper Johnson - 6	
Malachi Moreno - 5	
Jaland Lowe - 4	
Andrija Jelavic - 2	
Collin Chandler - 2	
Jayden Quaintance - 2	
Mo Dioubate - 1	
Kam Williams - 1	
<b>5-Second Violations</b>	
Kentucky - 0	
Opponent - 0	
<b>10-Second Violations Forced</b>	
Kentucky - 1	
Opponent - 0	
<b>Shot-Clock Violations Forced</b>	
Kentucky - 10	
Opponent - 10	
<b>Tipoffs (including OT)</b>	
Kentucky - 13	
Opponent - 6	
<b>3-Point Plays</b>	
Mo Dioubate - 5	
Malachi Moreno - 5	
Denzel Aberdeen - 3	
Otega Oweh - 3	
Brandon Garrison - 2	
Jasper Johnson - 2	
Jaland Lowe - 2	
<b>4-Point Plays</b>	
Jaland Lowe - 1	

Kentucky's Record When ...		
KENTUCKY RECORD	ALL	SEC
Leading at halftime:	8-0	1-0
Tied at the half:	1-1	1-0
Trailing at halftime:	4-5	2-2
Shoot 50% or better:	6-0	1-0
Shoot less than 50%:	7-6	3-2
Shoot higher % than opp.:	11-2	2-0
Shoot lower % than opp.:	2-4	2-2
Opp. shoot worse than 40%:	7-0	0-0
Opp. shoot 40% or higher:	6-6	4-2
Score less than 60 points:	0-1	0-0
Score 60-69 points:	0-3	0-1
Score 70-79 points:	4-1	1-1
Score 80-89 points:	3-1	2-0
Score 90-99 points:	3-0	1-0
Score 100+ points:	3-0	0-0
Opp. score less than 60 pts.:	5-0	0-0
Opp. score 60-69 pts.:	4-1	1-0
Opp. score 70-79 pts.:	2-1	2-1
Opp. score 80-89 points:	2-2	1-1
Opp. score 90-99 points:	0-2	0-0
Opp. score 100+ points:	0-0	0-0
Outrebounded opponent:	10-2	2-1
Outrebounded by opponent:	3-4	2-1
Equal number of rebounds:	0-0	0-0
More turnovers than opp.:	9-2	3-0
Same turnovers as opp.:	1-0	1-0
More turnovers than opp.:	3-4	0-2
Make 10 or more 3-pointers:	7-1	2-0
Make 9 or fewer 3-pointers:	6-5	2-2
Games decided by 5 or fewer:	3-2	3-1
Overtime games:	0-0	0-0
KENTUCKY RECORD		
ALL	SEC	
On ABC:	0-0	0-0
On CBS:	1-0	0-0
On ESPN/ESPN2/ESPNU:	2-6	1-2
On SEC Network:	5-0	3-0
On ESPN+/SEC Network+:	5-0	0-0
On TBS/truTV	0-0	0-0
Games vs. AP ranked opp.:	2-5	1-1
Games following a loss:	4-2	1-1
More points in the paint:	10-3	2-1
Fewer or same points in the paint:	3-3	2-1
More bench points than opp.:	12-3	3-2
Fewer or same bench pts.:	1-3	1-0
More second-chance points:	11-4	3-2
Fewer or same second-chance pts.:	2-2	1-0
More points off TOs:	9-3	3-1
Fewer or same points off TOs:	4-3	1-1
More fastbreak points	12-6	3-2
Fewer or same fastbreak points	1-0	1-0
On Monday:	0-0	0-0
On Tuesday:	3-3	0-0
On Wednesday	3-1	2-1
On Thursday:	0-0	0-0
On Friday:	3-1	0-0
On Saturday:	4-1	2-1
On Sunday:	0-0	0-0
In November	5-2	0-0
In December	4-2	0-0
In January	4-2	4-2
In February	0-0	0-0
In March	0-0	0-0
In April	0-0	0-0
In White Uniforms	11-4	2-1
In Blue Uniforms	2-2	2-1

Dunk Tracker				
Player	Dunks in 2025-26	Dunks in Career		
Otega Oweh	23	102		
Brandon Garrison	12	56		
Jayden Quaintance	2	35		
Malachi Moreno	35	35		
Reece Potter	-	23		
Mouhamed Dioubate	7	23		
Kam Williams	7	17		
Denzel Aberdeen	5	15		
Collin Chandler	7	7		
Andrija Jelavic	3	3		
Jaland Lowe	-	1		
Trent Noah	1	1		

Fast Facts		First Points of the Game				
Shooting Percentage	.478	Player	Dunk/Layup	Jumper	3PT	FT
Avg. Assists Per Game	17.1	Denzel Aberdeen		1		1
Points Off Turnovers	15.9	Collin Chandler	2			
Second-Chance Points	13.5	Mo Dioubate	1			
Points in the Paint	38.2	Brandon Garrison	1			
Fast Break Points	18.3	Andrija Jelavic	1			1
Bench Points	31.8	Malachi Moreno		1		
Points Per Possession	1.223	Trent Noah	1		1	
Avg. Time of Possession	15.9	Otega Oweh	2	3		2
		Kam Williams	1			



# THE LAST TIME UK ...

## INDIVIDUALS

### SCORING

**Scored 25 points:** Kam Williams (26), BELLARMINE, 12/23/25  
**Scored 30 points:** Lamont Butler (33), LOUISVILLE, 12/14/24  
**Scored 35 Points:** Rob Dillingham (35) vs. TENNESSEE, 2/3/24  
**Scored 40 points:** Malik Monk (47) vs. North Carolina, 12/17/16  
**Scored 45 points:** Malik Monk (47) vs. North Carolina, 12/17/16  
**Scored 50 points:** Jodie Meeks (54) at Tennessee, 1/13/09  
**Scored 55 points:** Never  
**Two players had 20 points:** Otega Owhe (22), Jaland Lowe (21), at Alabama, 1/3/26  
**Three players had 20 points:** Tre Mitchell (22), D.J. Wagner (22) and Antonio Reeves (20) vs. SAINT JOSEPH'S, 11/20/23  
**Two players had 30 points:** Patrick Patterson (33) and Jodie Meeks (32) vs. TENNESSEE STATE, 12/22/08  
**Scored 20 points in two straight games:** Otega Owhe (4), 1/3/26-1/14/26  
**Scored 20 points in three straight games:** Otega Owhe (4), 1/3/26-1/14/26  
**Scored 20 points in four straight games:** Otega Owhe (4), 1/3/26-1/14/26  
**Scored 20 points in five straight games:** Antonio Reeves (7), 2/17/24-3/9/24  
**Scored 20 points in six straight games:** Antonio Reeves (7), 2/17/24-3/9/24  
**Scored 20 points in seven straight games:** Antonio Reeves (7), 2/17/24-3/9/24  
**Scored 20 points in eight straight games:** Jamal Murray (12), 2/2/16 - 3/12/16  
**Scored 20 points in nine straight games:** Jamal Murray (12), 2/2/16 - 3/12/16  
**Scored 20 points in 10 straight games:** Jamal Murray (12), 2/2/16 - 3/12/16  
**Scored 20 points in 11 straight games:** Jamal Murray (12), 2/2/16 - 3/12/16  
**Scored 20 points in 12 straight games:** Jamal Murray (12), 2/2/16 - 3/12/16  
**Scored 20 points in 15 straight games:** Dan Issel (18), 12/1/69 - 2/7/70  
**Scored 25 points in two straight games:** Antonio Reeves (2) 12/23/23 - 12/29/23  
**Scored 25 points in three straight games:** Tayshaun Prince (3), 3/11/01-3/17/01  
**Scored 30 points in two straight games:** Jodie Meeks vs. Appalachian State (46), 12/20/08; vs. TENNESSEE STATE (32), 12/22/08  
**Scored 30 points in three straight games:** Dan Issel (6) 2/14/70 - 3/2/70  
**Scored in double figures in 10 straight games:** Otega Owhe (22), 3/21/25-1/21/26  
**Scored in double figures in 15 straight games:** Otega Owhe (22), 3/21/25-1/21/26  
**Scored in double figures in 20 straight games:** Otega Owhe (22), 3/21/25-1/21/26  
**Scored in double figures in 25 straight games:** Otega Owhe (26), 11/4/24-2/19/25  
**Scored in double figures in 30 straight games:** Malik Monk (30), 11/11/16-2/28/17  
**Scored in double figures in 33 straight games:** Jamal Murray (34), 11/17/15 - 3/19/16  
**Scored in double figures in 34 straight games:** Jamal Murray (34), 11/17/15 - 3/19/16  
**Scored in double figures in 35 straight games:** Kenny Walker (36), 11/14/85 - 3/22/86  
**Five players scored in double figures:** Aberdeen (22), Owhe (12), Chandler (12), Johnson (12), Dioubate (10), at Tennessee, 1/17/25  
**Six players scored in double figures:** Malachi Moreno (18), Otega Owhe (15), Mouhamed Dioubate (14), Collin Chandler (14), Denzel Aberdeen (12), Brandon Garrison (12), VALPARAISO, 11/7/25  
**Seven players scored in double figures:** Otega Owhe (21), Lamont Butler (17), Amari Williams (13), Jaxson Robinson (11), Brandon Garrison (11), Koby Brea (10), Ansley Almonor (10), ALABAMA, 1/18/25  
**Four players with 15 or more points:** Koby Brea (23), Lamont Butler (19), Otega Owhe (16), Amari Williams (15), FLORIDA, 1/4/25

### DOUBLE-DOUBLES

**Double-double:** Otega Owhe (10 points, 10 assists), BELLARMINE, 12/23/25  
**Triple-double:** Amari Williams (22 points, 11 rebounds, 10 assists), at Ole Miss, 2/4/25  
**20-10 (rebs) game:** Mouhamed Dioubate (20 points, 11 rebounds), EASTERN ILLINOIS, 11/14/25  
**20-10 (assts) game:** De'Aaron Fox (24 points, 10 assists) vs. North Carolina, 12/17/16  
**20-15 game:** Oscar Tshiebwe (25 points, 18 rebounds) vs. Kan-

sas State, 3/19/23  
**20-20 game:** Oscar Tshiebwe (21 points, 20 rebounds), vs. VANDERBILT, 3/1/23  
**30-10 game:** Oscar Tshiebwe (37 points, 24 rebounds) vs. GEORGIA, 1/17/23  
**30-15 game:** Oscar Tshiebwe (37 points, 24 rebounds) vs. GEORGIA, 1/17/23  
**30-20 game:** Oscar Tshiebwe (37 points, 24 rebounds) vs. GEORGIA, 1/17/23  
**40-30 game:** Bill Spivey (40 points, 34 rebounds) vs. XAVIER, 2/13/51  
**Back-to-back 20-10 games:** Oscar Tshiebwe (22 p, 17 r) vs. AUBURN, 2/25/23; (21 p, 20 r) vs. VANDERBILT, 1/3/23  
**Three straight 20-10 games:** Julius Randle (23 p, 16 r) vs. UNC ASHEVILLE, 11/8/13; (22 p, 14 r) vs. NORTHERN KENTUCKY, 11/10/13; (27 p, 13 r) vs. Michigan State, 11/12/13  
**Double-double in points and rebs.:** Mouhamed Dioubate (14 points, 12 rebounds), INDIANA, 12/13/25  
**Double-double in points and assists:** Otega Owhe (10 points, 10 assists), BELLARMINE, 12/23/25  
**Double-double in points and blocks:** Never  
**Double-double in points and steals:** Never  
**Double-double in two consecutive games:** Amari Williams (3) 1/28/25-2/4/25  
**Double-double in three consecutive games:** Amari Williams (3) 1/28/25-2/4/25  
**Double-double in four consecutive games:** Oscar Tshiebwe (4) 2/25/23-3/10/23  
**Double-double in five consecutive games:** Oscar Tshiebwe (17) 1/19/22-11/15/22  
**Double-double in 10 consecutive games:** Oscar Tshiebwe (17) 1/19/22-11/15/22  
**Double-double in 15 consecutive games:** Oscar Tshiebwe (17) 1/19/22-11/15/22  
**Two players record double-doubles:** Tre Mitchell (18 points, 12 rebounds), Reed Sheppard (11 points, 11 assists) at Louisville, 12/21/23  
**Three players record double-doubles:** PJ Washington (20 points, 13 rebounds), Reid Travis (18 points, 12 rebounds), Keldon Johnson (15 points, 10 rebounds) vs. KANSAS, 1/26/19  
**Four players record double-doubles:** Jack Givens (30 pts, 13 rebs), Kyle Macy (16 pts, 10 assts), Mike Phillips (22 pts, 18 rebs), Rick Robey (23 pts, 13 rebs) vs. SMU 11/26/77  
**Five players record double-doubles:** Never

### FIELD GOALS

**Made 12 FG in a game:** Otega Owhe (12) at Oklahoma, 2/26/25  
**Made 15 FG in a game:** Malik Monk (18) vs. North Carolina, 12/17/16  
**Made 16 FG in a game:** Malik Monk (18) vs. North Carolina, 12/17/16  
**Made 17 FG in a game:** Malik Monk (18) vs. North Carolina, 12/17/16  
**Made 18 FG in a game:** Malik Monk (18) vs. North Carolina, 12/17/16  
**Made 19 FG in a game:** Dan Issel (19) at Alabama, 2/23/70  
**Made 20 FG in a game:** Dan Issel (23) at Ole Miss, 2/7/70  
**Made 21 FG in a game:** Dan Issel (23) at Ole Miss, 2/7/70  
**Made 22 FG in a game:** Dan Issel (23) at Ole Miss, 2/7/70  
**Made 23 FG in a game:** Dan Issel (23) at Ole Miss, 2/7/70  
**Made 24 FG in a game:** Never  
**Attempted 17 FG in a game:** Otega Owhe (20), TEXAS, 1/21/26  
**Attempted 18 FG in a game:** Otega Owhe (20), TEXAS, 1/21/26  
**Attempted 19 FG in a game:** Otega Owhe (20), TEXAS, 1/21/26  
**Attempted 20 FG in a game:** Otega Owhe (20), TEXAS, 1/21/26  
**Attempted 25 FG in a game:** Antonio Reeves (25) vs. Kansas, 11/14/23  
**Attempted 30 FG in a game:** Kevin Grevey (30) vs. UCLA, 3/31/75  
**Attempted 40 FG in a game:** Bill Spivey (41) XAVIER, 2/13/51

### 3-POINTERS

**Made 5 3-pointers in a game:** Kam Williams (8), BELLARMINE (12/23/25)  
**Made 6 3-pointers in a game:** Kam Williams (8), BELLARMINE (12/23/25)  
**Made 7 3-pointers in a game:** Kam Williams (8), BELLARMINE (12/23/25)  
**Made 8 3-pointers in a game:** Kam Williams (8), BELLARMINE (12/23/25)  
**Made 9 3-pointers in a game:** Jodie Meeks (10) at Tennessee, 1/13/09  
**Made 10 3-pointers in a game:** Jodie Meeks (10) at Tennessee, 1/13/09  
**Made 11 3-pointers in a game:** Never  
**Two players made at least 5 3-pointers in a game:** Davion Mintz (6), Brandon Boston Jr. (6) vs. SOUTH CAROLINA, 3/6/21

**Two players made at least 6 3-pointers in a game:** Davion Mintz (6), Brandon Boston Jr. (6) vs. SOUTH CAROLINA, 3/6/21  
**Two players made at least 7 3-pointers in a game:** Never  
**Attempted 10 3-pointers in a game:** Kam Williams (10), BELLARMINE, 12/23/25  
**Attempted 15 3-pointers in a game:** Antonio Reeves (17) vs. Kansas, 11/14/23  
**Attempted 16 3-pointers in a game:** Antonio Reeves (17) vs. Kansas, 11/14/23  
**Attempted 17 3-pointers in a game:** Antonio Reeves (17) vs. Kansas, 11/14/23  
**Attempted 18 3-pointers in a game:** Derrick Miller (19) at Kansas 12/9/89  
**Attempted 19 3-pointers in a game:** Derrick Miller (19) at Kansas 12/9/89  
**Attempted 20 3-pointers in a game:** Never  
**Made a 3-pointer in 10 straight games:** Collin Chandler (14), 3/4/25-11/26/25  
**Made a 3-pointer in 15 straight games:** Jaxson Robinson (21), 11/19/24-2/26/25  
**Made a 3-pointer in 20 straight games:** Jaxson Robinson (21), 11/19/24-2/26/25  
**Made a 3-pointer in 30 straight games:** Jamal Murray (36), 11/13/15-3/19/16  
**Made two 3-pointers in 10 straight games:** Jamal Murray (17), 1/23/16-3/17/16  
**Made three 3-pointers in 10 straight games:** Gerald Fitch (20), 1/14/03-3/23/03  
**Made three 3-pointers in 15 straight games:** Gerald Fitch (20), 1/14/03-3/23/03  
**Made three 3-pointers in 20 straight games:** Gerald Fitch (20), 1/14/03-3/23/03  
**Made three 3-pointers in 25 straight games:** Keith Bogans (29), 3/14/02-2/26/03

### FREE THROWS

**Made 8 FT in a game:** Denzel Aberdeen (9), TEXAS, 1/21/26  
**Made 9 FT in a game:** Denzel Aberdeen (9), TEXAS, 1/21/26  
**Made 10 FT in a game:** Amari Williams (10), at Missouri, 3/8/25  
**Made 11 FT in a game:** Otega Owhe (13), vs. Ohio State, 12/21/24  
**Made 12 FT in a game:** Otega Owhe (13), vs. Ohio State, 12/21/24  
**Made 13 FT in a game:** Otega Owhe (13), vs. Ohio State, 12/21/24  
**Made 14 FT in a game:** Olivier Sarr (14) vs. VANDERBILT, 1/5/21  
**Made 15 FT in a game:** Rodrick Rhodes (16) vs. Ole Miss, 1/18/95  
**Made 16 FT in a game:** Rodrick Rhodes (16) vs. Ole Miss, 1/18/95  
**Made 17 FT in a game:** Dwight Anderson (18) vs. MISSISSIPPI STATE, 2/12/79  
**Made 18 FT in a game:** Dwight Anderson (18) vs. MISSISSIPPI STATE, 2/12/79  
**Made 19 FT in a game:** Never  
**Attempted 10 FT in a game:** Denzel Aberdeen (12), TEXAS, 1/21/26  
**Attempted 15 FT in a game:** Oscar Tshiebwe (15) vs. VANDERBILT, 3/1/23  
**Attempted 20 FT in a game:** PJ Washington (20) vs. Kansas State, 3/22/18  
**Attempted 25 FT in a game:** Never  
**Made 20 Straight FT:** Denzel Aberdeen (23), 12/13/25-1/17/26  
**Made 30 Straight FT:** Tyler Herro (38), 2/16/19-3/29/19  
**Made 40 Straight FT:** Travis Ford (50), 3/27/93-1/6/94  
**Made 50 Straight FT:** Travis Ford (50), 3/27/93-1/6/94

### REBOUNDS

**15 Rebs:** Amari Williams (15) at Tennessee, 1/28/25  
**20 Rebs:** Oscar Tshiebwe (25) vs. Providence, 3/17/23  
**25 Rebs:** Oscar Tshiebwe (25) vs. Providence, 3/17/23  
**26 Rebs:** Oscar Tshiebwe (28) vs. WESTERN KENTUCKY, 12/22/21  
**27 Rebs:** Oscar Tshiebwe (28) vs. WESTERN KENTUCKY, 12/22/21  
**28 Rebs:** Oscar Tshiebwe (28) vs. WESTERN KENTUCKY, 12/22/21  
**30 Rebs:** Cotton Nash (30) vs. OLE MISS, 2/8/64  
**34 Rebs:** Bob Burrow (34) vs. TEMPLE, 12/10/55  
**35 Rebs:** Never  
**20+ Rebs in two consecutive games:** Oscar Tshiebwe (2), 12/22/21-12/29/21  
**10+ Rebs in three consecutive games:** Amari Williams (3), 1/28/25-2/4/25  
**10+ Rebs in four consecutive games:** Tre Mitchell (5), 12/21/23-1/13/24  
**10+ Rebs in five consecutive games:** Tre Mitchell (5), 12/21/23-1/13/24





# THE LAST TIME UK ...

**10+ rebs in 10 consecutive games:** Oscar Tshiebwe (22), 1/4/22-11/15/22  
**10+ rebs in 15 consecutive games:** Oscar Tshiebwe (22), 1/4/22-11/15/22  
**10+ rebs in 20 consecutive games:** Oscar Tshiebwe (22), 1/4/22-11/15/22  
**10+ rebs in 25 consecutive games:** Never  
**Two players had 10 rebounds:** Malachi Moreno (11), Andrija Jelavic (10), TENNESSEE TECH, 11/26/25  
**Three players had 10 rebounds:** Oscar Tshiebwe (15), Jacob Toppin (10), Ugonna Onyenso (10) vs. NORTH FLORIDA, 11/23/22

## ASSISTS

**6 assists:** Malachi Moreno (6), TEXAS, 1/21/26  
**7 assists:** Jasper Johnson (7), Otega Owesh (10) BELLARMINE, 12/23/25  
**8 assists:** Otega Owesh (10) BELLARMINE, 12/23/25  
**9 assists:** Otega Owesh (10) BELLARMINE, 12/23/25  
**10 assists:** Otega Owesh (10) BELLARMINE, 12/23/25  
**11 assists:** Kerr Kriisa (12) BUCKNELL, 11/9/24  
**12 assists:** Kerr Kriisa (12) BUCKNELL, 11/9/24  
**13 assists:** TyTy Washington Jr. (17) vs. GEORGIA, 1/8/22  
**14 assists:** TyTy Washington Jr. (17) vs. GEORGIA, 1/8/22  
**15 assists:** TyTy Washington Jr. (17) vs. GEORGIA, 1/8/22  
**16 assists:** TyTy Washington Jr. (17) vs. GEORGIA, 1/8/22  
**17 assists:** TyTy Washington Jr. (17) vs. GEORGIA, 1/8/22  
**18 assists:** Never  
**5+ assists in four consecutive games:** Lamont Butler (4), 11/29/24-12/21/24  
**8+ assists in two consecutive games:** Rob Dillingham (2), 11/24/23-11/28/23

## BLOCKS

**4 blocks:** Malachi Moreno (5) TEXAS, 1/21/26  
**5 blocks:** Malachi Moreno (5) TEXAS, 1/21/26  
**6 blocks:** Ugonna Onyenso (10) vs. OLE MISS, 2/13/24  
**7 blocks:** Ugonna Onyenso (10) vs. OLE MISS, 2/13/24  
**8 blocks:** Ugonna Onyenso (10) vs. OLE MISS, 2/13/24  
**9 blocks:** Ugonna Onyenso (10) vs. OLE MISS, 2/13/24  
**10 blocks:** Ugonna Onyenso (10) vs. OLE MISS, 2/13/24  
**11 blocks:** Nerlens Noel (12) at Ole Miss, 1/29/13  
**12 blocks:** Nerlens Noel (12) at Ole Miss, 1/29/13  
**13 blocks:** Never

## STEALS

**4 steals:** Otega Owesh (5), Malachi Moreno (4), MISSISSIPPI STATE, 1/10/26  
**5 steals:** Otega Owesh (5), MISSISSIPPI STATE, 1/10/26  
**6 steals:** Cason Wallace (8) vs. Michigan State, 11/15/22  
**7 steals:** Cason Wallace (8) vs. Michigan State, 11/15/22  
**8 steals:** Cason Wallace (8) vs. Michigan State, 11/15/22  
**9 steals:** Never  
**3+ steals in five consecutive games:** Ashton Hagans (7), 12/22/18 - 1/19/19  
**3+ steals in 10 consecutive games:** Never  
**5+ steals in 3 consecutive games:** Reed Sheppard (3), 2/13/24-2/21/24

## MINUTES

**Played every minute:** Reed Sheppard (45) vs. FLORIDA, 1/31/24  
**Played 40+ minutes:** Reed Sheppard (45) vs. FLORIDA, 1/31/24  
**Played more than 50 minutes:** Patrick Patterson (50) vs. VANDERBILT, 1/12/08

## FOULS

**Fouled out:** Mo Dioubate, at Tennessee, 1/17/26  
**Two players fouled out:** Collin Chandler, Otega Owesh, at Louisville, 11/11/25  
**Three players fouled out:** Terrence Clarke, Isaiah Jackson, Olivier Sarr, Lance Ware vs. North Carolina, 12/19/20  
**Four players fouled out:** Terrence Clarke, Isaiah Jackson, Olivier Sarr, Lance Ware vs. North Carolina, 12/19/20  
**Technical foul:** Mark Pope, MISSOURI, 1/7/26

## TEAM

### WINS/LOSSES

**Won 10 straight games:** 10, 1/8/19-2/9/19  
**Won 20 straight games:** 38, 11/14/14-3/28/15  
**Won 30 straight games:** 38, 11/14/14-3/28/15  
**Won 40 straight games:** Never  
**Lost consecutive games:** 2, 1/3/26-1/7/26  
**Lost three straight games:** 4, 1/26/21-2/9/21  
**Lost four straight games:** 4, 1/26/21-2/9/21  
**Lost five straight games:** 6, 11/29/20-12/26/20  
**Lost six straight games:** 6, 11/29/20-12/26/20  
**Lost 10 straight games:** Never

## STARTS

**Started four freshmen:** Devin Askew, Brandon Boston Jr., Terrence Clarke, Isaiah Jackson vs. Georgia Tech, 12/6/20  
**Started five freshmen:** Hamidou Diallo, Shai Gilgeous-Alexander, Kevin Knox, Nick Richards, PJ Washington vs. Kansas State, 3/22/17

## SCORING

**Scored 90 or more points:** 92, MISSISSIPPI STATE, 1/10/26 (W, 92-68)  
**Scored 90 or more points (SEC game):** 92, MISSISSIPPI STATE, 1/10/26 (W, 92-68)  
**Scored 100 or more points:** 103, NC CENTRAL, 12/9/25 (W, 103-67)  
**Scored 100 or more points (SEC game):** 106, FLORIDA, 1/4/25 (W, 106-100)  
**Scored 110 or more points:** 111, ARKANSAS, 3/2/24 (W, 111-102)  
**Scored 110 or more points (SEC game):** 111, ARKANSAS, 3/2/24 (W, 111-102)  
**Scored 120 or more points:** 120 at Vanderbilt, 2/7/96 (W, 120-81)  
**Scored 120 or more points (SEC game):** 120 at Vanderbilt, 2/7/96 (W, 120-81)  
**Scored 130 or more points:** 143 vs. Georgia, 2/27/56 (W, 143-66)  
**Scored 140 or more points:** 143 vs. Georgia, 2/27/56 (W, 143-66)  
**Scored 150 or more points:** Never  
**Scored less than 50 points:** 48 vs. Vanderbilt, 3/15/13 (L, 64-48)  
**Scored 100 points in two consecutive games:** vs. WRIGHT STATE (11/4/24), vs. BUCKNELL (11/9/24)  
**Scored 100 Points in three consecutive games:** vs. CLEVELAND STATE (11/23/16), vs. UT MARTIN (11/25/16), vs. Arizona State (11/28/16)  
**Scored 100 points in consecutive SEC games:** 2/27/56 - 3/3/56

## SHOOTING PERCENTAGES

**Shot 70% from the field:** .722 (39-54) vs. MISSISSIPPI STATE, 2/15/86  
**Shot 65% from the field:** .679 (38-56) vs. TENNESSEE, 1/15/22  
**Shot 30% or less from the field:** .267 (16-60) vs. Gonzaga, 12/5/25  
**Allowed 50% shooting:** .519 (27-52) MISSOURI, 1/7/26  
**Allowed 60% shooting:** .627 (32-51) ARKANSAS, 2/7/23  
**Allowed 30% or less shooting:** .290 (18-62) LOYOLA MD, 11/21/25  
**Allowed 20% or less shooting:** .197 (12-61) vs. MONTANA STATE, 11/23/14

## FREE THROWS

**Shot 90% or better from FT line:** 0.929 (13-14) NC CENTRAL, 12/9/25  
**Shot 100% from FT Line:** 1.000 (11-11) LSU, 3/4/25  
**Shot 50% or less from FT line:** .444 (4-9) LOYOLA MD, 11/21/25  
**Attempted 40 FT:** 42 (29-42) WKU, 11/26/24  
**Attempted five or less FT:** 2 (1-2) at Vanderbilt, 1/24/23  
**Made 30 FT:** 30 (30-35) TEXAS, 1/21/26

## 3-POINTERS

**Hit 0 3-pointers:** 0 (0-10) vs. RICHMOND, 11/29/20  
**Hit 10 3-pointers:** 11 (11-24) at Tennessee, 1/17/26  
**Hit 11 3-pointers:** 11 (11-24) at Tennessee, 1/17/26  
**Hit 12 3-pointers:** 16 (16-30) BELLARMINE, 12/23/25  
**Hit 13 3-pointers:** 16 (16-30) BELLARMINE, 12/23/25  
**Hit 14 3-pointers:** 16 (16-30) BELLARMINE, 12/23/25  
**Hit 15 3-pointers:** 16 (16-30) BELLARMINE, 12/23/25  
**Hit 16 3-pointers:** 16 (16-30) BELLARMINE, 12/23/25  
**Hit 17 3-pointers:** 17 (17-39) vs. JACKSON STATE, 11/22/24  
**Hit 18 3-pointers:** 20 (20-35) vs. LSU, 3/4/95  
**Hit 19 3-pointers:** 20 (20-35) vs. LSU, 3/4/95  
**Hit 20 3-pointers:** 20 (20-35) vs. LSU, 3/4/95  
**Hit 21 3-pointers:** 21 (21-48) vs. North Carolina, 12/27/89  
**Hit 22 3-pointers:** Never

## SCORING MARGINS

**Won game by 50 points or more:** 50 vs. TENNESSEE TECH (W, 104-54), 11/26/25  
**Won game by 60 points or more:** 62 vs. VANDERBILT (W, 106-44), 3/5/03  
**Won game by 70 points or more:** 74 vs. UT MARTIN (W, 124-50), 11/26/94  
**Lost game by 20 points or more:** 35 vs. Gonzaga (L, 94-59), 12/5/25  
**Lost game by 30 points or more:** 35 vs. Gonzaga (L, 94-59), 12/5/25  
**Lost game by 40 points or more:** 41 at Vanderbilt (L, 93-52), 2/12/08  
**Lost game by 50 points or more:** 55 at Kansas (L, 150-95), 12/9/89

**Lost game by 60 points or more:** 70 at Central (L, 87-17), 1/28/1910  
**Lost game by 70 points or more:** 70 at Central (L, 87-17), 1/28/1910  
**Game decided by one point:** at LSU, (W, 75-74), 1/14/26  
**Game decided by two or fewer points:** at Tennessee, (W, 80-78), 1/17/26  
**Game decided by three or fewer points:** at Tennessee, (W, 80-78), 1/17/26  
**Two consecutive games decided by one point:** vs. NORTH CAROLINA (W, 73-72), 12/3/11; at Indiana (L, 73-72), 12/10/11  
**Three consecutive games decided by one point:** Never  
**Two consecutive games decided by two or fewer points:** at LSU (W, 75-74), 1/14/26, at Tennessee, (W, 80-78), 1/17/26  
**Three consecutive games decided by three or fewer points:** at Auburn (L, 99-97 OT), 2/11/74, vs. TENNESSEE (W, 61-58), 2/16/74 and at Ole Miss (L, 61-60), 2/18/74

## COMEBACKS

**Came back from 10-point deficit for win:** 80-78, at Tennessee (1/17/26); trailed by 17 at 41-24 (3:25 in 1st)  
**Came back from 11-point deficit for win:** 80-78, at Tennessee (1/17/26); trailed by 17 at 41-24 (3:25 in 1st)  
**Came back from 12-point deficit for win:** 80-78, at Tennessee (1/17/26); trailed by 17 at 41-24 (3:25 in 1st)  
**Came back from 13-point deficit for win:** 80-78, at Tennessee (1/17/26); trailed by 17 at 41-24 (3:25 in 1st)  
**Came back from 14-point deficit for win:** 80-78, at Tennessee (1/17/26); trailed by 17 at 41-24 (3:25 in 1st)  
**Came back from 15-point deficit for win:** 80-78, at Tennessee (1/17/26); trailed by 17 at 41-24 (3:25 in 1st)  
**Came back from 16-point deficit for win:** 80-78, at Tennessee (1/17/26); trailed by 17 at 41-24 (3:25 in 1st)  
**Came back from 17-point deficit for win:** 780-78, at Tennessee (1/17/26); trailed by 17 at 41-24 (3:25 in 1st)  
**Came back from 18-point deficit for win:** 75-74, at LSU (1/14/26); trailed by 18 at 40-22 (19:22 in 2nd)  
**Came back from 19-point deficit for win:** 73-67 vs. Vanderbilt (2/28/17); trailed by 19 at 25-6 (8:03 in 1st)  
**Came back from 20-point deficit for win:** 82-79 at Vanderbilt (2/22/97); Trailed by 22 at 40-18 (3:51 in 1st)  
**Came back from 30-point deficit for win:** 99-95 at LSU (2/15/94); Trailed by 31 at 68-37 (15:34 in 2nd)  
**Came back from 31-point deficit for win:** 99-95 at LSU (2/15/94); Trailed by 31 at 68-37 (15:34 in 2nd)

## REBOUNDS

**Pulled down 50 rebounds:** 56 (18-38) LOYOLA MD, 11/21/25  
**Pulled down 55 rebounds:** 56 (18-38) LOYOLA MD, 11/21/25  
**Pulled down 60 rebounds:** 62 (19-43) vs. Morehead State, 12/16/95

## OVERTIME GAMES

**Played an overtime game:** vs. Gonzaga, 12/7/24 (W, 90-89 OT)  
**Won an overtime game:** vs. Gonzaga, 12/7/24 (W, 90-89 OT)  
**Lost an overtime game:** vs. FLORIDA, 1/31/24 (L, 94-91 OT)  
**Played an SEC overtime game:** vs. FLORIDA, 1/31/24 (L, 94-91 OT)  
**Won an SEC overtime game:** MISSISSIPPI STATE, 1/25/22 (W, 82-74 OT)  
**Lost an SEC overtime game:** vs. FLORIDA, 1/31/24 (L, 94-91 OT)  
**Played an overtime game in SEC Tournament:** vs. Texas A&M, 3/13/16 (W, 82-77 OT)  
**Won an overtime game in SEC Tournament:** vs. Texas A&M, 3/13/16 (W, 82-77 OT)  
**Played an overtime game in NCAA Tournament:** vs. Saint Peter's, 3/17/22 (L, 85-79 OT)  
**Won an overtime game in NCAA Tournament:** vs. St. Bonaventure, 3/16/00 (W, 85-80 2OT)  
**Lost an overtime game in NCAA Tournament:** vs. Saint Peter's, 3/17/22 (L, 85-79 OT)  
**Played two overtimes:** vs. Michigan State, 11/15/22 (L, 86-77 2OT)  
**Played three overtimes:** vs. TEMPLE 12/7/57 (W, 85-83)  
**Played four or more overtimes:** Never  
**Played two consecutive overtime games:** 1/6/15 vs. OLE MISS (W, 89-86) and 1/10/15 at Texas A&M (70-64)  
**Played three consecutive overtime games:** Never



# THE LAST TIME A UK OPPONENT ...

## INDIVIDUALS

### SCORING

**Scored 25 points:** Dailyn Swain (29), TEXAS, 1/21/26  
**Scored 30 points:** Miles Kelly (30), AUBURN, 3/1/25  
**Scored 35 points:** Dalton Knecht (40), at Tennessee, 3/9/24  
**Scored 40 points:** Dalton Knecht (40), at Tennessee, 3/9/24  
**Scored 45 points:** David Robinson (45), Navy, 1/25/87  
**Scored 50 points:** Austin Carr (50), Notre Dame, 12/29/79  
**Scored 60 points:** Pete Maravich (64), LSU, 2/21/70  
**Scored 65 points:** Never  
**Two players had 20 points:** Mark Mitchell (21), Jayden Stone (20), MISSOURI, 1/7/26  
**Three players had 20 points:** Miles Kelly (30), Chad Baker-Mazara (22), Tahaad Pettiford (21), AUBURN, 3/1/25  
**Two players had 30 points:** Ronnie Henderson (36) and Claren Ceasar (32), LSU, 2/15/94  
**Five players scored in double figures:** at LSU, 1/14/26  
**Six players scored in double figures:** ALABAMA, 2/24/24

### FIELD GOALS

**Made 15 FG in a game:** David Robinson (17), NAVY, 1/25/87  
**Made 16 FG in a game:** David Robinson (17), NAVY, 1/25/87  
**Made 17 FG in a game:** David Robinson (17), NAVY, 1/25/87  
**Made 18 FG in a game:** Steve Downing (19), Indiana, 12/11/71  
**Made 19 FG in a game:** Steve Downing (19), Indiana, 12/11/71  
**Made 20 FG in a game:** Johnny Neumann (20), Ole Miss, 1/2/71  
**Made 21 FG in a game:** Austin Carr (21), Notre Dame, 12/29/70  
**Made 22 FG in a game:** Austin Carr (22), Notre Dame, 3/12/70  
**Made 23 FG in a game:** Pete Maravich (23), LSU, 2/21/70  
**Made 24 FG in a game:** Never  
**Attempted 17 FG in a game:** Graham Ike (18), vs. Gonzaga, 12/5/25  
**Attempted 18 FG in a game:** Graham Ike (18), vs. Gonzaga, 12/5/25  
**Attempted 19 FG in a game:** Caleb Wilson (19), NORTH CAROLINA (12/2/25)  
**Attempted 20 FG in a game:** Jeremiah Fears (22), vs. Oklahoma, 3/13/25  
**Attempted 25 FG in a game:** Tre Johnson (26), at Texas, 2/15/25  
**Attempted 30 FG in a game:** Freeman Williams (40), Portland State, 12/16/17  
**Attempted 35 FG in a game:** Freeman Williams (40), PORTLAND STATE, 12/16/77  
**Attempted 40 FG in a game:** Freeman Williams (40), PORTLAND STATE, 12/16/77  
**Attempted 45 FG in a game:** Johnny Neumann (50), Ole Miss, 1/2/71  
**Attempted 50 FG in a game:** Johnny Neumann (50), Ole Miss, 1/2/71  
**Attempted 53 FG in a game:** Pete Maravich (53), LSU, 2/22/69  
**Attempted 54 FG in a game:** Never

### 3-POINTERS

**Made 5 3-pointers in a game:** Aden Holloway (6), at Alabama, 1/3/26  
**Made 6 3-pointers in a game:** Aden Holloway (6), at Alabama, 1/3/26  
**Made 7 3-pointers in a game:** Miles Kelly (9), AUBURN, 3/1/25  
**Made 8 3-pointers in a game:** Miles Kelly (9), AUBURN, 3/1/25  
**Made 9 3-pointers in a game:** Miles Kelly (9), AUBURN, 3/1/25  
**Made 10 3-pointers in a game:** Jack Gohlke (10), vs. Oakland, 3/21/24  
**Made 11 3-pointers in a game:** Corey Allmond (11), Sam Houston State, 11/19/2009  
**Made 12 3-pointers in a game:** Never  
**Attempted 10 3-pointers in a game:** Mikel Brown Jr. (10), Ryan Conwell (10), at Louisville, 11/11/25  
**Attempted 15 3-pointers in a game:** Jack Gohlke (20), vs. Oakland, 3/21/24  
**Attempted 20 3-pointers in a game:** Jack Gohlke (20), vs. Oakland, 3/21/24

### FREE THROWS

**Made 10 FT in a game:** Joson Sanon (12) vs. St. John's, 12/20/25  
**Made 11 FT in a game:** Joson Sanon (12) vs. St. John's, 12/20/25  
**Made 12 FT in a game:** Joson Sanon (12) vs. St. John's, 12/20/25  
**Made 13 FT in a game:** Bruce Thornton (13), vs. Ohio State, 12/21/24  
**Made 14 FT in a game:** Khalif Battle (17), ARKANSAS, 3/2/24  
**Made 15 FT in a game:** Khalif Battle (17), ARKANSAS, 3/2/24  
**Made 16 FT in a game:** Khalif Battle (17), ARKANSAS, 3/2/24

**Made 17 FT in a game:** Khalif Battle (17), ARKANSAS, 3/2/24  
**Made 18 FT in a game:** Pete Maravich (18), LSU, 2/21/70  
**Made 19 FT in a game:** Never  
**Attempted 15 FT in a game:** Khalif Battle (18), ARKANSAS, 3/2/24  
**Attempted 20 FT in a game:** Harding McCaleb (25), Louisville, 2/22/1916  
**Attempted 25 FT in a game:** Harding McCaleb (25), Louisville, 2/22/1916  
**Attempted 26 FT in a game:** Never

### REBOUNDS

**15 Rebs:** Clifford Omoruyi (15) at Alabama, 2/22/25  
**16 Rebs:** Ian Schieffelin (20) at Clemson, 12/3/24  
**17 Rebs:** Ian Schieffelin (20) at Clemson, 12/3/24  
**18 Rebs:** Ian Schieffelin (20) at Clemson, 12/3/24  
**19 Rebs:** Ian Schieffelin (20) at Clemson, 12/3/24  
**20 Rebs:** Ian Schieffelin (20) at Clemson, 12/3/24  
**25 Rebs:** Leon Douglas (25), ALABAMA, 1/20/75  
**30 Rebs:** Kenneth Stanley (30), SOUTHERN CAL, 12/4/61  
**31 Rebs:** Never  
**Two players had 10 rebounds:** Caleb Wilson (12) and Henri Veesaar (10), NORTH CAROLINA, 12/2/25  
**Three players had 10 rebounds:** Craig Victor II (12), Tim Quarterman (10), Ben Simmons (10), LSU, 1/5/16

### ASSISTS

**10 assists:** Anthony Robinson III (10), MISSOURI 1/7/26  
**11 assists:** Jeremy Fears Jr. (13) vs. Michigan State, 11/18/25  
**12 assists:** Jeremy Fears Jr. (13) vs. Michigan State, 11/18/25  
**13 assists:** Jeremy Fears Jr. (13) vs. Michigan State, 11/18/25  
**14 assists:** Billy McCaffrey (14), Vanderbilt, 1/13/93  
**15 assists:** Eric Richardson (15), Alabama, 2/4/84  
**16 assists:** Never

### BLOCKS

**5 blocks:** Jonas Aidoo (5), at Tennessee, 3/9/24  
**6 blocks:** Jamarion Sharp (7), WESTERN KENTUCKY, 12/22/21  
**7 blocks:** Jamarion Sharp (7), WESTERN KENTUCKY, 12/22/21  
**8 blocks:** Jarvis Varnado (10), Mississippi State, 1/15/08  
**9 blocks:** Jarvis Varnado (10), Mississippi State, 1/15/08  
**10 blocks:** Jarvis Varnado (10), Mississippi State, 1/15/08  
**11 blocks:** Samaki Walker (11), Louisville, 1/1/95  
**12 blocks:** Never

### STEALS

**5 steals:** Jahmai Mashack (5), vs. Tennessee, 3/28/25  
**6 steals:** Cameron Matthews (6), at Mississippi St., 1/11/25  
**7 steals:** Ben Simmons (7), LSU, 3/5/16  
**8 steals:** Never

### TRIPLE-DOUBLE

**Had a triple-double:** Kevin McCullar Jr. 12 points, 10 rebounds, 10 assists, vs. Kansas, 11/14/23

## TEAM

### SCORING

**Scored 90 or more points:** 94, vs. Gonzaga, 12/5/25 (L, 94-59)  
**Scored 90 or more points (SEC game):** 94, AUBURN, 3/1/25 (L, 94-78)  
**Scored 100 or more points:** 102, ALABAMA, 1/18/25 (L, 102-97)  
**Scored 100 or more points (SEC game):** 102, ALABAMA, 1/18/25 (L, 102-97)  
**Scored 110 or more points:** 118, Duke, 11/6/18 (L, 118-84)  
**Scored 110 or more points (SEC game):** 110, Vanderbilt, 3/4/67 (L, 110-94)  
**Scored 120 or more points:** 121, North Carolina, 12/27/89 (L, 121-110)  
**Scored 120 or more points (SEC game):** Never  
**Scored 130 or more points:** 150, Kansas, 12/9/89 (L, 150-95)  
**Scored 140 or more points:** 150, Kansas, 12/9/89 (L, 150-95)  
**Scored 150 or more points:** 150, Kansas, 12/9/89 (L, 150-95)  
**Scored 160 or more points:** Never  
**Scored less than 50 points:** 46, LOYOLA MD, 11/21/25 (W, 88-46)  
**Scored less than 50 points (SEC game):** 48, SOUTH CAROLINA, 2/5/19 (W, 76-48)  
**Scored less than 40 points:** 39, West Virginia, 3/26/15 (W, 78-39)  
**Scored less than 40 points (SEC game):** 37, MISSOURI, 1/13/15 (W, 86-37)  
**Scored less than 30 points:** 28, MONTANA STATE, 11/23/14 (W, 86-28)  
**Scored less than 30 points (SEC game):** 26, GEORGIA TECH, 1/28/46 (W, 86-37)

**Scored less than 20 points:** 18, WESTERN ONTARIO, 12/10/49 (W, 90-21)  
**Scored less than 20 points (SEC game):** 18, ALABAMA, 2/10/40 (W, 46-18)  
**Scored less than 10 points:** 9, Tulane, 12/21/34 (W, 39-9)  
**Scored less than 10 points (SEC game):** Never

### SHOOTING PERCENTAGES

**Shot 70% from the field:** Never  
**Shot 60% from the field:** .627 (32-51), ARKANSAS, 2/7/23  
**Shot 50% from the field:** .519 (27-52), MISSOURI, 1/7/26  
**Shot 30% or less from the field:** .290 (18-62) LOYOLA MD, 11/21/25  
**Shot 20% or less from the field:** .197 (12-61), MONTANA STATE, 11/23/14  
**Shot 10% or less from the field:** Never (shooting percentages not recorded prior to 1947)

### 3-Pointers

**Made 10 or more 3-pointers:** 15 (15-38), at Alabama, 1/3/26  
**Made 15 or more 3-pointers:** 15 (15-38), at Alabama, 1/3/26  
**Made 20 or more 3-pointers:** Never  
**Made zero 3-pointers:** 0 (0-15), Auburn, 1/19/13  
**Attempted 30 or more 3-pointers:** 38 (15-38), at Alabama, 1/3/26

### FREE THROWS

**Shot 90% or better from FT line:** 90.0 (18-20), TEXAS, 1/21/26  
**Shot 100% from FT Line:** 16-16, TEXAS A&M, 1/21/23  
**Shot 50% or less from FT line:** .375 (3-8), LOYOLA MD, 11/21/25  
**Attempted 40 FT:** 44 (33-44), Auburn, 2/1/20  
**Attempted five or less FT:** 5 (2-5), TENNESSEE TECH, 11/26/25  
**Made 30 FT:** 33 (33-44), Auburn, 2/1/20

### REBOUNDS

**Pulled down 50 rebounds:** 50 (17-33), vs. FLORIDA, 1/31/24  
**Pulled down 20 offensive rebounds:** 20, NORTH CAROLINA, 12/2/25



# HISTORICAL FACTS & FIGURES

SEC Championships		
Team	Titles	Last Title
KENTUCKY	49	2020
LSU	11	2019
Tennessee	11	2024
Alabama	9	2023
Florida	7	2014
Mississippi State	6	2004
Auburn	5	2025
Vanderbilt	3	1993
Arkansas	2	1994
Georgia	1	1990
Georgia Tech*	1	1938
South Carolina	1	1997
Texas A&M	1	2016
* Former SEC Member		
Kentucky SEC Regular-Season Titles (49): 1933, 1935, 1937, 1939, 1940, 1942, 1944, 1945, 1946, 1947, 1948, 1949, 1950, 1951, 1952, 1954, 1955, 1957, 1958, 1962, 1964, 1966, 1968, 1969, 1970, 1971, 1972, 1973, 1975, 1977, 1978, 1980, 1982, 1983, 1884, 1986, 1995, 1996, 1998, 2000, 2001, 2003, 2005, 2010, 2012, 2015, 2016, 2017, 2020		

SEC Tournament Championships		
Team	Titles	Last Title
KENTUCKY	31	2018
Alabama	8	2023
Florida	5	2025
Tennessee	5	2022
Auburn	3	2024
Mississippi State	3	2009
Georgia	2	2008
Ole Miss	2	2013
Vanderbilt	2	2012
Arkansas	1	2000
Georgia Tech*	1	1938
LSU	1	1980
* Former SEC Member		
Kentucky SEC Tournament Titles: 1933, 1937, 1939, 1940, 1942, 1944, 1945, 1946, 1947, 1948, 1949, 1950, 1952, 1984, 1986, 1992, 1993, 1994, 1995, 1997, 1998, 1999, 2001, 2003, 2004, 2010, 2011, 2015, 2016, 2017, 2018		
SEC Tournament Record: 136-31		

NCAA TOURNAMENT	
NCAA Tournament Record: 132-56	
NCAA Tournament Appearances (62) 1942, 1945, 1948, 1949, 1951, 1952, 1955, 1956, 1957, 1958, 1959, 1961, 1962, 1964, 1966, 1968, 1969, 1970, 1971, 1972, 1973, 1975, 1977, 1978, 1980, 1981, 1982, 1983, 1984, 1985, 1986, 1987, 1992, 1993, 1994, 1995, 1996, 1997, 1998, 1999, 2000, 2001, 2002, 2003, 2004, 2005, 2006, 2007, 2008, 2010, 2011, 2012, 2014, 2015, 2016, 2017, 2018, 2019, 2022, 2023, 2024, 2025	
NCAA Championships (8) 1948, 1949, 1951, 1958, 1978, 1996, 1998, 2012	
NCAA Championship Game Appearances (12) 1948, 1949, 1951, 1958, 1966, 1975, 1978, 1996, 1997, 1998, 2012, 2014	
NCAA Final Fours (17) 1942, 1948, 1949, 1951, 1958, 1966, 1975, 1978, 1984, 1993, 1996, 1997, 1998, 2011, 2012, 2014, 2015	
NCAA Regional Final or Elite Eights (38) 1942, 1945, 1948, 1949, 1951, 1952, 1956, 1957, 1958, 1961, 1962, 1966, 1968, 1970, 1972, 1973, 1975, 1977, 1978, 1983, 1984, 1986, 1992, 1993, 1995, 1996, 1997, 1998, 1999, 2003, 2005, 2010, 2011, 2012, 2014, 2015, 2017, 2019	
NCAA Regional Semifinals or Sweet 16s (49) 1942, 1945, 1948, 1949, 1951, 1952, 1955, 1956, 1957, 1958, 1959, 1961, 1962, 1964, 1966, 1968, 1969, 1970, 1971, 1972, 1973, 1975, 1977, 1978, 1980, 1983, 1984, 1985, 1986, 1992, 1993, 1995, 1996, 1997, 1998, 1999, 2001, 2002, 2003, 2005, 2010, 2011, 2012, 2014, 2015, 2017, 2018, 2019, 2025	
Helms National Titles (2) 1933, 1954	

National Award Winners	
National Players of the Year (6) 1933 - Forest Sale (Helms) 1935 - Leroy Edwards (Helms) 1978 - Jack Givens (Helms) 2010 - John Wall (Adolph Rupp Trophy, Yahoo!, Rivals) 2012 - Anthony Davis (Adolph Rupp Trophy, AP, CBS, Basketball Times, Naismith, TSN, USBWA, Wooden) 2022 - Oscar Tshiebwe (AP, NABC, USBWA, Wooden, Naismith, CBS, TSN, USA Today, The Athletic)	
National Coaches of the Year (6, 12 times) 1959 - Adolph Rupp (UPI) 1966 - Adolph Rupp (UPI, USBWA, TSN) 1970 - Adolph Rupp (TSN) 1978 - Joe B. Hall (Kellogg's) 1986 - Eddie Sutton (AP, NABC) 1990 - Rick Pitino (Basketball Times) 1991 - Rick Pitino (Sporting News) 1998 - Tubby Smith (Basketball Weekly) 2003 - Tubby Smith (AP, NABA, USBWA, Naismith, Sporting News, CBS/Chevrolet, Basketball Times) 2005 - Tubby Smith (Jim Phelan Award) 2010 - John Calipari (Adolph Rupp Cup) 2015 - John Calipari (AP, Naismith, NABC, Sporting News, Adolph Rupp Cup)	
National Freshman of the Year (3) 2010 - John Wall (USBWA) 2012 - Anthony Davis (USBWA, TSN, CBS) 2024 - Reed Sheppard (USBWA, NABC)	
National Defensive Player of the Year (2) 2012 - Anthony Davis (NABC) 2015 - Willie Cauley-Stein (NABC, NBC)	
Naismith Hall of Fame (11) Adolph Rupp (1969), Cliff Hagan (1978), Frank Ramsey (1982), Dan Issel (1993), C.M. Newton (2000), Pat Riley (2008), Adrien Smith (2010), Rick Pitino (2013), John Calipari (2015), Eddie Sutton (2020)	
Consensus First-Team All Americans (22, 27 times) Basil Hayden (1921), Burgess Casey (1925), Forest Sale (1932, 1933), LeRoy Edwards (1935), Bob Brannum (1944), Ralph Beard (1947, 1948, 1949), Alex Groza (1947, 1949), Bill Spivey (1951), Cliff Hagan (1952, 1954), Johnny Cox (1959), Cotton Nash (1964), Dan Issel (1970), Kyle Macy (1980), Kenny Walker (1986), Jamal Mashburn (1993), Tony Delk (1996), Ron Mercer (1997), John Wall (2010), Anthony Davis (2012), Willie Cauley-Stein (2015), Tyler Ulis (2016), Oscar Tshiebwe (2022)	
Final Four MOPs (6, 7 times) Alex Gorza (1948, 1949), Bill Spivey (1951), Jack Givens (1978), Tony Delk (1996), Jeff Sheppard (1998), Anthony Davis (2012)	

SEC Award Winners	
SEC Players of the Year (16, 18 times) 1966 - Pat Riley (AP) 1972 - Tom Parker (AP) 1973 - Kevin Grevey (AP) 1975 - Kevin Grevey (AP) 1980 - Kyle Macy (AP, UPI) 1985 - Kenny Walker (AP, UPI) 1986 - Kenny Walker (AP, UPI) 1993 - Jamal Mashburn (Coaches, AP) 1996 - Tony Delk (Coaches, AP) 1997 - Ron Mercer (Coaches, AP) 2001 - Tayshaun Prince (Coaches, AP) 2003 - Keith Bogans (Coaches) 2010 - John Wall (Coaches, AP) 2012 - Anthony Davis (Coaches, AP) 2016 - Tyler Ulis (Coaches, AP) 2017 - Malik Monk (AP) 2020 - Immanuel Quickley (Coaches) 2022 - Oscar Tshiebwe (Coaches, AP)	
SEC Freshman of the Year (13) 2008 - Patrick Patterson (Coaches) 2010 - DeMarcus Cousins (Coaches) 2010 - John Wall (AP) 2011 - Terrence Jones (Cpaches, AP) 2012 - Anthony Davis (Coaches, AP) 2013 - Nerlens Noel (Coaches, AP) 2014 - Julius Randle (Coaches, AP) 2015 - Karl-Anthony Towns (Coaches, AP) 2017 - Malik Monk (Coaches, AP) 2018 - Kevin Knox (AP) 2019 - Tyler Herro (AP) 2019 - Keldon Johnson (Coaches) 2024 - Reed Sheppard (Coaches)	
SEC Coach of the Year (7, 23 times) 1964 - Adolph Rupp (AP, Coaches) 1966 - Adolph Rupp (AP, Coaches) 1968 - Adolph Rupp (AP, UPI, Coaches) 1969 - Adolph Rupp (UPI, Coaches) 1970 - Adolph Rupp (AP, UPI, Coaches) 1971 - Adolph Rupp (AP, UPI, Coaches) 1972 - (Adolph Rupp (Coaches) 1973 - Joe B. Hall (Coaches)	
1975 - Joe B. Hall (AP, Coaches) 1978 - Joe B. Hall (Coaches) 1983 - Joe. B. Hall (Coaches) 1986 - Eddie Sutton (AP, UPI) 1990 - Rick Pitino (UPI) 1991 - Rick Pitino (AP) 1996 - Rick Pitino (AP, Coaches) 1998 - Tubby Smith (AP) 2003 - Tubby Smith (AP, Coaches) 2005 - Tubby Smith (AP, Coaches) 2008 - Billy Gillispie (Coaches) 2010 - John Calipari (AP) 2012 - John Calipari (AP, Coaches) 2015 - John Calipari (AP, Coaches) 2020 - John Calipari (Coaches)	
First Team All-SEC (68 players, 95 times) Most Recent - Antonio Reeves, 2024	
SEC All-Freshman Team (48) Most Recent - Rob Dillingham, Reed Sheppard, D.J. Wagner, 2024	
SEC Tournament MVPs (17 players, 18 times) 1979 - Kyle Macy 1982 - Dirk Minniefield 1988 - Rex Champman 1992 - Jamal Mashburn 1993 - Travis Ford 1994 - Travis Ford 1995 - Antoine Walker 1997 - Ron Mercer 1998 - Wayne Turner 1999 - Scott Padgett 2001 - Tayshaun Prince 2003 - Keith Bogans 2004 - Gerald Fitch 2010 - John Wall 2011 - Darius Miller 2015 - Willie Cauley-Stein 2017 - De'Aaron Fox 2018 - Shai Gilgeous-Alexander	





# RUPP ARENA AT CENTRAL BANK CENTER

## Year-by-Year Records

Season	W-L	Percentage
2025-26	10-2	.833
2024-25	15-3	.833
2023-24	14-4	.778
2022-23	14-4	.778
2021-22	18-0	1.000
2020-21	5-6	.455
2019-20	16-2	.889
2018-19	17-1	.944
2017-18	16-2	.889
2016-17	15-2	.882
2015-16	17-0	1.000
2014-15	19-0	1.000
2013-14	16-2	.889
2012-13	16-2	.889
2011-12	18-0	1.000
2010-11	15-0	1.000
2009-10	18-0	1.000
2008-09	12-6	.667
2007-08	14-4	.778
2006-07	14-2	.875
2005-06	10-5	.667
2004-05	14-1	.933
2003-04	11-2	.846
2002-03	12-1	.923
2001-02	12-3	.800
2000-01	11-1	.917
1999-2000	14-0	1.000
1998-99	12-1	.923
1997-98	9-3	.750
1996-97	12-1	.923
1995-96	13-0	1.000
1994-95	12-1	.923
1993-94	13-1	.929
1992-93	16-0	1.000
1991-92	15-2	.882
1990-91	13-0	1.000
1989-90	13-2	.867
1988-89	8-6	.571
1987-88	14-2	.875
1986-87	13-2	.867
1985-86	18-0	1.000
1984-85	11-3	.786
1983-84	16-0	1.000
1982-83	14-1	.933
1981-82	15-1	.938
1980-81	15-0	1.000
1979-80	12-3	.800
1978-79	11-4	.733
1977-78	16-0	1.000
1976-77	12-2	.857
Total	686-90	.884

## Cats Rock at Rupp

The Wildcats are 686-90 (88.4%) in Rupp Arena. Among the most notable marks of dominance as the nation's toughest venue to play include:

- Kentucky is 367-55 (87.0%) in regular-season SEC games in Rupp
- The Wildcats set a program home record of 19 wins in 2014-15
- Kentucky has a perfect mark in 14 of Rupp Arena's 50 seasons

## 600 Wins at Rupp in Record Time

With a victory over Fairleigh Dickinson on Dec. 7, 2019, Kentucky reached the 600-win mark at Rupp Arena faster than any other program in NCAA Division I level history. UK needed just 670 games to reach win No. 600 in Rupp Arena.

It took UCLA, which previously owned the fastest pace to 600 wins, 689 games in Pauley Pavilion. Only one other team, Kansas, achieved win No. 600 in fewer than 700 games at its home venue. The Jayhawks reached the significant win in their 699th game.

## Celebrating 50 Years

UK Athletics and Rupp Arena at Central Bank Center, proudly managed by Oak View Group, will celebrate a season-long celebration for the 50th season of Kentucky men's basketball playing in one of the most iconic venues in college sports.

Since opening its doors in 1976, Rupp Arena has been home to countless unforgettable moments, including four NCAA Championship-winning teams, legendary players and generations of Big Blue Nation faithful.

The milestone season will honor that rich history with a series of in-venue celebrations, social media throwbacks and special broadcast programming through the UK Sports Network. Throughout the 2025-26 season, fans can expect a variety of tributes to the program's storied history, including highlight reels, commemorative content and special recognitions during home games. The celebration will also spotlight the fans who have made Rupp Arena one of the most electric environments in all of sports.

## The Top-Ranked Team at Home

Kentucky has lost just four times at home as the Associated Press top-ranked team in the history of the program and just three times in Rupp Arena. Prior to the losses to Evansville (Nov. 12, 2019) and UCLA (Dec. 3, 2016), the other two losses came by just one point.

The Wildcats are 54-3 all-time as the AP No. 1 team in Rupp Arena since its opening in 1976. The first loss was to Auburn, 53-52, on Jan. 9, 1988.

## Mark Pope the player in Rupp Arena

Mark Pope, the 23rd head coach in program history made his debut on Nov. 4, 2024 in a matchup with Wright State, a 103-62 win.

Prior to leading UK, he coached one time against the Cats inside of Rupp on the opposing sidelines. His Utah Valley squad held a 34-22 lead at halftime on Nov. 10, 2017, but ultimately UK would win 73-63 behind 13 points, four assists and four steals from future NBA All-Star Shai Gilgeous-Alexander.

As an active UK player, Pope's teams went 25-1 (96.2%) inside of Rupp Arena. In those 26 appearances, Pope's playing days produced:

- Kentucky averaged 89.8 points per game
- UK's average margin of victory was 25.3 points per game
- The Cats defeated four ranked squads, including one top-10 ranked foe
- Pope scored in every game in which he appeared, and averaged 8.2 points and 6.6 rebounds per game

Year Opened:	1976
First Game:	Nov. 27, 1976
All-Time Record:	686-90 (88.4%)
Record Under Mark Pope:	25-5 (83.3%)
Current Capacity:	20,500
Record Crowd:	24,479 (1/2/10)
Longest Win Streak:	54 (11/9/10-12/1/12)
Current Win Streak:	2

## 2025-26 Opponent Breakdown

**Nicholls (Nov. 4)**  
All-time games in Rupp Arena: 1  
UK record in Rupp vs. Nicholls: 1-0  
Last time in Rupp Arena: UK, 77-51 (11/4/25)

**Valparaiso (Nov. 7)**  
All-time games in Rupp Arena: 2  
UK record in Rupp vs. Valpo: 2-0  
Last time in Rupp Arena: UK, 107-59 (11/7/25)

**Eastern Illinois (Nov. 14)**  
All-time games in Rupp Arena: 1  
UK record in Rupp vs. EIU: 1-0  
Last time in Rupp Arena: UK, 99-53 (11/14/25)

**Loyola (Md.) (Nov. 21)**  
All-time games in Rupp Arena: 2  
UK record in Rupp vs. LMD: 2-0  
Last time in Rupp Arena: UK, 88-46 (11/21/25)

**Tennessee Tech (Nov. 26)**  
All-time games in Rupp Arena: 6  
UK record in Rupp vs. TT: 6-0  
Last time in Rupp Arena: UK, 104-54 (11/26/25)

**North Carolina (Dec. 2)**  
All-time games in Rupp Arena: 8  
UK record in Rupp vs. UNC: 5-3  
Last time in Rupp Arena: UNC, 67-64 (12/2/25)

**North Carolina Central (Dec. 9)**  
All-time games in Rupp Arena: 1  
UK record in Rupp vs. NCC: 1-0  
Last time in Rupp Arena: UK, 103-67 (12/9/25)

**Indiana (Dec. 13)**  
All-time games in Rupp Arena: 10  
UK record in Rupp vs. IU: 9-1  
Last time in Rupp Arena: UK, 72-60 (12/13/25)

**Bellarmine (Dec. 23)**  
All-time games in Rupp Arena: 2  
UK record in Rupp vs. BU: 2-0  
Last time in Rupp Arena: UK, 99-85 (12/23/25)

**Missouri (Jan. 7)**  
All-time games in Rupp Arena: 10  
UK record in Rupp vs. MU: 9-1  
Last time in Rupp Arena: MU, 73-68 (1/7/26)

**Mississippi State (Jan. 10)**  
All-time games in Rupp Arena: 34  
UK record in Rupp vs. MSU: 32-2  
Last time in Rupp Arena: UK, 92-68 (1/10/26)

**Texas (Jan. 21)**  
All-time games in Rupp Arena: 2  
UK record in Rupp vs. UT: 2-0  
Last time in Rupp Arena: UK, 85-80 (1/21/26)

**Ole Miss (Jan. 24)**  
All-time games in Rupp Arena: 34  
UK record in Rupp vs. OM: 33-1  
Last time in Rupp Arena: UK, 75-63 (2/13/24)

**Oklahoma (Feb. 4)**  
All-time games in Rupp Arena: 1  
UK record in Rupp vs. OU: 1-0  
Last time in Rupp Arena: UK, 75-74 (3/1/87)

**Tennessee (Feb. 7)**  
All-time games in Rupp Arena: 49  
UK record in Rupp vs. UT: 41-8  
Last time in Rupp Arena: UK, 75-64 (2/11/25)

**Georgia (Feb. 17)**  
All-time games in Rupp Arena: 44  
UK record in Rupp vs. UGA: 40-4  
Last time in Rupp Arena: UK, 105-96 (1/20/24)

**Vanderbilt (Feb. 28)**  
All-time games in Rupp Arena: 47  
UK record in Rupp vs. VU: 44-3  
Last time in Rupp Arena: UK, 82-61 (2/19/25)

**Florida (March 7)**  
All-time games in Rupp Arena: 49  
UK record in Rupp vs. UF: 39-10  
Last time in Rupp Arena: UK, 106-100 (1/4/25)



# HEAD COACH MARK POPE



Mark Pope, a captain of the University of Kentucky's 1996 National Championship team, returned to Lexington as the 23rd head coach of Kentucky's storied men's basketball program in April of 2024.

In 10 seasons as head coach, with stops at BYU and Utah Valley before coming to Kentucky, Pope has amassed a career record of 211-120. His squads have won 20 or more games in seven of the last eight seasons and he advanced to the Sweet 16 of the 2025 NCAA Tournament, his first at the helm of the Wildcats.

Kentucky went 24-12 overall in his inaugural season at his alma mater. Included in those victories were eight against Associated Press Top 15 opponents, tying Indiana (1992-93) and Duke (1978-79) for the most in a single season in collegiate basketball history. Five of the eight wins were against top 10 foes, setting a new program record. The Cats themselves ranked inside of the AP Top 25 for the duration of the season and finished the year ranking No. 12 overall.

With a win over No. 6 Florida on Jan. 4, Pope joined Adolph Rupp as the only coaches in program history to win each of their first three matchups vs. AP Top 10 teams.

He did it in dramatic fashion as well. Pope and his squad overcame a 16-point halftime deficit to outlast No. 7 Gonzaga on Dec. 7, 2024. It matched the largest halftime hole

overcome in program history. Making the wins over AP opponents even more impressive, the squad captured only one win over a top 15 team at full strength as the season was plagued with injuries. That victory was a stunning come-from-behind victory over No. 6 Duke in the third game of the season.

The Wildcats downed Troy and Illinois to reach the Sweet 16 of the NCAA Tournament. They became the first team in more than 20 years with zero returning points from the previous season to reach at least the second weekend of the tournament.

Kentucky finished the season ranking in the top 10 in KenPom offensive efficiency, it ranked seventh in the nation in points per game and set a program record with 341 made 3s. Furthermore, six players averaged double-digit scoring for the first time in school history.

To cap off a historic season, the Cats had two players (Koby Brea and Amari Williams) hear their names called in the 2025 NBA Draft. Brea went No. 41 overall to the Phoenix Suns, while Williams ended up with the Celtics. Lamont Butler, Andrew Carr and Jaxson Robinson all signed free-agent deals with NBA squads.

Pope returned to UK from Provo, Utah, where he compiled a 110-52 record (.679) during five campaigns at the helm of BYU. He took the Cougars to three postseason appearances, including two trips to the NCAA Tournament, and missed another bid when the 2020 event was cancelled because of the Covid pandemic. Three of his five BYU teams finished the season ranked in the top 20 of the KenPom efficiency ratings.

Pope went 23-11 in 2023-24. It was BYU's first season in the Big 12 Conference and the Cougars' 10-8 league record featured victories over No. 7 Kansas, No. 11 Baylor and No. 24 Iowa State. BYU's first win in the Big 12, on January 13 at Central Florida, also marked Pope's 100th victory as head coach of the Cougars.

The Cougars ranked third in the country with 11.1 made 3-pointers per game in 2023-24, and also ranked in the top 10 in assists per game (3rd) and assist-to-turnover ratio (6th). BYU led the Big 12 in scoring at 81.4 points per game. They were ranked as high as No. 12 in the AP Poll after going 12-1 in nonconference action, winning the Vegas Showdown, BYU's first multi-team event title since 2011. Pope was named to the 2024 Naismith College Coach of the Year Late Season Watch List for his efforts.

Pope's teams also hit the postseason in 2020-21, finishing with a 20-7 mark and making BYU's first appearance in the NCAA Tournament since 2015. The Cougars were 24-11 in 2021-22 and advanced to the quarterfinals of the National Invitation Tournament. The Cougars captured win No. 60 under Pope in January of '22, making him the fastest BYU coach to achieve the mark.

Pope began his head coaching stint at BYU in the 2019-20 season, tallying a 24-8 record, the most wins for a first-year coach in program history. He finished the season ranked No. 18 in the Associated Press poll and No. 16 in the USA Today/Coaches poll, becoming the first head coach at BYU to conclude the season with a national ranking in his first season. The Cougars finished second in the West Coast Conference with a 13-3 record. The Cougars also toppled No. 2-ranked Gonzaga, earning their best win over a ranked opponent inside their home venue in program history. The COVID pandemic prevented an almost-certain bid to the NCAA Tournament.

Pope's Cougars were statistically among the top offenses in the nation in '19-20. The Cougars finished the season ranked first in 3-point field goal percentage, second in assist-to-turnover ratio, third in field-goal percentage, fourth in 3-point field goals per game and fifth in assists per game.

Following his first season with the Cougars, Matt Norlander of CBS tabbed Pope as the best hire of the year. He was also awarded with the United States Basketball Writers Association District VIII Coach of the Year honor. He was a semifinalist for the Werner Ladder Naismith Coach of the Year.

Pope's first head coaching stint was a four-year term at Utah Valley. Beginning in 2015-16, the Wolverines increased their win total during every season of Pope's tenure, culminating in a 25-10 overall mark and a runner-up finish in the Western Athletic Conference in 2018-19. Utah Valley was 30-2 at home from 2017-19, and the 25 wins in 2019 were a single-season school record.

He began his collegiate playing career at the University of Washington, where he was tabbed the 1992 Pac-10 Freshman of the Year. After his sophomore season, he transferred to Kentucky, where he appeared in every game of his two-year career with the Wildcats. UK won the 1995 and '96 regular-season Southeastern Conference championships, the '95 SEC Tournament title and the 1996 NCAA Tournament. He averaged 7.9 points and 5.7 rebounds per game in 69 career games. Pope was named to the All-SEC Tournament Team in 1995, behind a pair of double-doubles in three games, including one in the title game that went to overtime.

Pope was selected in the second round of the 1996 NBA Draft by the Indiana Pacers. He played professional basketball from 1997-2005, including terms with Indiana, Milwaukee Bucks, New York Knicks and Denver Nuggets. In 2000-01, he started 45 games and helped the Bucks reach the Eastern Conference Finals.

Following his playing days, Pope enrolled in medical school at Columbia University and completed two years before returning to basketball. He joined Mark Fox's staff at Georgia in 2009. He then spent one season as an assistant coach for Jeff Bzdelik at Wake Forest and four seasons at BYU under Dave Rose. The Cougars posted four straight 20-win seasons and advanced to postseason play in each of those four years, including three bids to the NCAA Tournament. His success as an assistant at BYU was the springboard to become head coach at Utah Valley.

Pope and his wife, Lee Anne, have four daughters, Ella, Avery, Layla and Shay. He is a 1996 graduate of Kentucky with a degree in English.

## PROFESSIONAL PLAYING CAREER

Anadolu Efes S.K. ....	1996-97
Indiana Pacers .....	1997-99
La Crosse Bobcats.....	1999
Ulkerspor .....	1999-2000
Milwaukee Bucks.....	2000-02
New York Knicks .....	2002-03
Denver Nuggets.....	2003-05

## COACHING CAREER

Georgia, assistant director of operations ...	2009-10
Wake Forest, assistant coach .....	2010-11
BYU, assistant coach.....	2011-15
Utah Valley, head coach .....	2015-19
BYU, head coach.....	2019-24
Kentucky, head coach .....	2024-pres.

## UTAH VALLEY, HEAD COACH

2015-16	12-18	.400	
2016-17	17-17	.500	CBI Semifinals
2017-18	23-11	.676	CBI Quarterfinals
2018-19	25-10	.714	CBI Quarterfinals
<b>Totals:</b>	<b>77-56</b>	<b>.579</b>	

## BYU, HEAD COACH

2019-20	24-8	.750	Postseason not held
2020-21	20-7	.741	NCAA First Round
2021-22	24-11	.686	NIT Quarterfinals
2022-23	19-15	.559	
2023-24	23-11	.676	NCAA First Round
<b>Totals:</b>	<b>110-52</b>	<b>.679</b>	

## KENTUCKY, HEAD COACH

2024-25	24-12	0.667	NCAA Sweet 16
2025-26	13-6	0.684	
<b>Totals:</b>	<b>37-18</b>	<b>0.673</b>	

## OVERALL

11TH SEASON .....	224-126 (.640)
-------------------	----------------



# HEAD COACH MARK POPE

## Record vs. All Opponents

Team	Overall	Kentucky	BYU	UV	Last Meeting
Alabama	0-4	0-4	0-0	0-0	L, 89-74   Jan. 3, 2026
Antelope Valley	2-0	0-0	0-0	2-0	W, 102-63   Jan. 2, 2017
Arizona	0-1	0-0	0-0	0-1	L, 80-69   Dec. 6, 2018
Arizona State	1-0	0-0	1-0	0-0	W, 77-49   Nov. 23, 2023
Arkansas	0-1	0-1	0-0	0-0	L, 89-79   Feb. 1, 2025
Auburn	0-1	0-1	0-0	0-0	L, 94-78   March 1, 2025
Baylor	1-1	0-0	1-1	0-0	W, 78-71   Feb. 20, 2024
Bellarmine	2-0	1-0	1-0	0-0	W, 99-85   Dec. 23, 2025
Benedictine	1-0	0-0	0-0	1-0	W, 86-52   Nov. 19, 2016
Bethesda	1-0	0-0	0-0	1-0	W, 106-44   Dec. 14, 2017
Boise State	0-2	0-0	0-2	0-0	L, 74-70   Dec. 9, 2020
Brown	1-0	1-0	0-0	0-0	W, 88-54   Dec. 31, 2024
Bucknell	1-0	1-0	0-0	0-0	W, 100-72   Nov. 9, 2024
Butler	0-1	0-0	0-1	0-0	L, 75-70   Nov. 24, 2022
BYU	1-3	0-0	0-0	1-3	L, 75-65   Nov. 9, 2018
Cal State Bakersfield	4-6	0-0	0-0	4-6	W, 76-61   March 9, 2019
Cal State Fullerton	2-1	0-0	1-0	1-1	W, 76-58   Nov. 5, 2019
Cal State Northridge	1-0	0-0	0-0	1-0	W, 92-84   March 19, 2019
California Baptist	2-0	0-0	0-0	2-0	W, 64-63   March 2, 2019
Central Methodist	1-0	0-0	1-0	0-0	W, 97-61   Nov. 20, 2021
Chicago State	7-1	0-0	0-0	7-1	W, 103-71   Feb. 21, 2019
Cincinnati	0-1	0-0	0-1	0-0	L, 71-60   Jan. 6, 2024
Clemson	0-1	0-1	0-0	0-0	L, 70-66   Dec. 3, 2024
Cleveland State	1-0	0-0	1-0	0-0	W, 69-59   Nov. 9, 2021
Colgate	1-0	1-0	0-0	0-0	W, 78-67   Dec. 11, 2024
Creighton	1-1	0-0	1-1	0-0	W, 83-80   Dec. 10, 2022
Dayton	1-0	0-0	1-0	0-0	W, 79-75 <sup>OT</sup>   Nov. 25, 2022
Denver	3-1	0-0	1-0	2-1	W, 90-74   Dec. 13, 2023
Duke	1-1	1-0	0-0	0-1	W, 77-72   Nov. 12, 2024
Duquesne	0-1	0-0	0-1	0-0	L, 71-67   March 21, 2024
Eastern Illinois	1-0	1-0	0-0	0-0	W, 99-53   Nov. 14, 2025
Eastern Oregon	1-0	0-0	0-0	1-0	W, 97-52   Nov. 20, 2017
Eastern Washington	1-0	0-0	0-0	1-0	W, 87-65   March 13, 2018
Evansville	1-0	0-0	1-0	0-0	W, 96-55   Dec. 5, 2023
Florida	1-0	1-0	0-0	0-0	W, 106-100   Jan. 4, 2025
Fresno State	2-0	0-0	1-0	1-0	W, 85-56   Dec. 1, 2023
Georgia	0-1	0-1	0-0	0-0	L, 82-69   Jan. 7, 2025
Georgia Southern	1-0	0-0	0-0	1-0	W, 74-49   March 15, 2017
Georgia State	2-0	1-0	1-0	0-0	W, 105-76   Nov. 29, 2024
Gonzaga	2-10	1-1	1-8	0-1	L, 94-59   Dec. 5, 2025
Grand Canyon	2-8	0-0	0-0	2-8	L, 78-74   March 15, 2019
Great Falls	1-0	0-0	0-0	1-0	W, 89-60   Nov. 14, 2015
Hartford	1-0	0-0	0-0	1-0	W, 72-65   Nov. 19, 2018
Hawaii	0-1	0-0	0-0	0-1	L, 70-69   Dec. 17, 2017
Houston	1-1	0-0	1-1	0-0	L, 75-68   Jan. 23, 2024
Houston Christian	1-0	0-0	1-0	0-0	W, 110-63   Nov. 6, 2023
Idaho State	5-0	0-0	1-0	4-0	W, 60-56   Nov. 7, 2022
Illinois	1-0	1-0	0-0	0-0	W, 84-75   March 23, 2025
Indiana	1-0	1-0	0-0	0-0	W, 72-60   Dec. 13, 2025
Iowa State	1-1	0-0	1-1	0-0	L, 68-63   March 6, 2024
Jackson State	1-0	1-0	0-0	0-0	W, 108-59   Nov. 22, 2024
Kansas	1-1	0-0	1-1	0-0	W, 76-68   Feb. 27, 2024
Kansas City	7-3	0-0	0-0	7-3	W, 71-64   March 14, 2019
Kansas State	1-1	0-0	1-1	0-0	L, 84-74   Feb. 24, 2024
Kentucky	0-1	0-0	0-0	0-1	L, 73-63   Nov. 10, 2017
Liberty	1-0	0-0	1-0	0-0	W, 80-75   Dec. 25, 2021
Lindenwood	1-0	0-0	1-0	0-0	W, 90-61   Dec. 20, 2022
Lipscomb	1-0	1-0	0-0	0-0	W, 97-68   Nov. 19, 2024
Long Beach State	2-0	0-0	1-0	1-0	W, 93-72   March 16, 2022
Louisville	1-2	1-1	0-0	0-1	L, 96-88   Nov. 11, 2025
Loyola Maryland	1-0	0-0	0-0	0-0	W, 88-46   Nov. 21, 2025
Loyola Marymount	8-1	0-0	8-1	0-0	W, 73-63   March 4, 2023
LSU	2-0	2-0	0-0	0-0	W, 75-74   Jan. 14, 2026
Michigan State	0-1	0-1	0-0	0-0	L, 83-66   Nov. 18, 2025
Mississippi State	2-0	2-0	0-0	0-0	W, 92-68   Jan. 10, 2026
Missouri	1-1	1-1	0-0	0-0	L, 73-68   Jan. 7, 2026
Missouri State	2-0	0-0	2-0	0-0	W, 66-64   Nov. 16, 2022
Montana State	0-1	0-0	0-0	0-1	L, 76-72   Dec. 1, 2015
Montana Tech	3-0	0-0	1-0	2-0	W, 98-63   Nov. 30, 2019
Morgan State	1-0	0-0	1-0	0-0	W, 93-50   Nov. 18, 2023
NC Central	1-0	1-0	0-0	0-0	W, 103-67   Dec. 9, 2025
NC State	1-0	0-0	1-0	0-0	W, 95-86   Nov. 24, 2023
Nevada	1-0	0-0	1-0	0-0	W, 75-42   Dec. 10, 2019
New Mexico State	2-6	0-0	0-0	2-6	L, 84-77   Feb. 14, 2019

Team	Overall	Kentucky	BYU	UV	Last Meeting
New Orleans	1-0	0-0	1-0	0-0	W, 86-61   Nov. 26, 2020
Nicholls	2-0	1-0	1-0	0-0	W, 77-51   Nov. 4, 2025
North Carolina	0-1	0-1	0-0	0-0	L, 67-64   Dec. 2, 2025
North Dakota	2-0	0-0	0-0	2-0	W, 74-68   Nov. 24, 2018
Northern Arizona	1-0	0-0	0-0	1-0	W, 98-78   Dec. 8, 2018
Northern Iowa	1-0	0-0	1-0	0-0	W, 90-71   March 19, 2022
Ohio State	0-1	0-1	0-0	0-0	L, 85-65   Dec. 21, 2024
Ole Miss	0-1	0-1	0-0	0-0	L, 98-84   Feb. 4, 2025
Oklahoma	2-1	2-0	0-1	0-0	W, 85-84   March 13, 2025
Oklahoma State	1-1	0-0	1-1	0-0	W, 85-71   March 9, 2024
Oral Roberts	1-0	0-0	1-0	0-0	W, 79-73   Dec. 28, 2019
Oregon	1-0	0-0	1-0	0-0	W, 81-49   Nov. 16, 2021
Pacific	6-1	0-0	6-1	0-0	W, 81-66   Feb. 4, 2023
Pepperdine	7-2	0-0	7-2	0-0	L, 92-80   Feb. 9, 2023
Portland	7-0	0-0	7-0	0-0	W, 82-71   March 3, 2023
Rice	1-0	0-0	0-0	1-0	W, 85-79   March 20, 2017
Saint Mary's	4-8	0-0	4-6	0-2	L, 76-69   March 6, 2023
Sam Houston State	2-0	0-0	0-0	2-0	W, 85-79   Dec. 22, 2018
San Diego	4-0	0-0	4-0	0-0	W, 68-48   Jan. 7, 2022
San Diego Christian	1-0	0-0	0-0	1-0	W, 88-79   Jan. 2, 2016
San Diego State	3-2	0-0	3-2	0-0	W, 74-65   Nov. 10, 2023
San Francisco	5-5	0-0	5-4	0-1	W, 87-61   Feb. 25, 2023
Santa Clara	1-3	0-0	1-3	0-0	L, 81-74   Feb. 16, 2023
Seattle	5-4	0-0	0-0	5-4	W, 77-68   Feb. 26, 2019
South Carolina	1-0	1-0	0-0	0-0	W, 80-57   Feb. 8, 2025
South Dakota	0-1	0-0	0-1	0-0	L, 69-68   Dec. 3, 2022
SE Louisiana	1-0	0-0	1-0	0-0	W, 105-48   Nov. 15, 2023
Southern Cal	0-2	0-0	0-2	0-0	L, 82-76   Nov. 23, 2022
Southern Utah	1-1	0-0	1-0	0-1	W, 68-63   Nov. 13, 2019
St. John's	2-0	1-0	1-0	0-0	W, 78-66   Dec. 20, 2025
TCU	1-0	0-0	1-0	0-0	W, 87-75   March 2, 2024
Tennessee	3-1	3-1	0-0	0-0	W, 80-88   Jan. 17, 2026
Tennessee Tech	1-0	1-0	0-0	0-0	W, 104-54   Nov. 26, 2025
Texas	2-1	1-1	1-0	0-0	W, 85-80   Jan. 21, 2026
Texas A&M	1-0	1-0	0-0	0-0	W, 81-69   Jan. 14, 2025
Texas Southern	2-0	0-0	2-0	0-0	W, 81-64   Nov. 24, 2021
Texas Tech	0-2	0-0	0-2	0-0	L, 81-67   March 14, 2024
Troy	1-0	1-0	0-0	0-0	W, 76-57   March 21, 2025
UC Davis	1-2	0-0	0-0	1-2	W, 80-71   Nov. 18, 2017
UC Riverside	2-0	0-0	0-0	2-0	W, 90-82   Dec. 28, 2017
UCF	3-0	0-0	3-0	0-0	W, 87-73   March 13, 2024
UCLA	1-1	0-0	1-1	0-0	L, 73-62   March 20, 2021
UNC Wilmington	0-1	0-0	0-0	0-1	L, 102-77   Dec. 22, 2015
UNLV	1-0	0-0	1-0	0-0	W, 83-50   Dec. 7, 2019
USF	1-1	0-0	1-0	0-1	W, 54-39   Dec. 22, 2021
UT Rio Grande Valley	8-0	0-0	0-0	8-0	W, 76-64   Feb. 16, 2019
UT San Antonio	3-1	0-0	0-0	3-1	W, 88-80   Dec. 2, 2017
Utah	3-3	0-0	3-2	0-1	L, 73-69   Dec. 9, 2023
Utah State	3-3	0-0	3-0	0-3	W, 82-71   Dec. 8, 2021
Utah Valley	1-2	0-0	1-2	0-0	L, 75-60   Dec. 7, 2022
Valparaiso	1-0	0-0	0-0	0-0	W, 107-59   Nov. 7, 2025
Vanderbilt	1-2	1-1	0-1	0-0	W, 82-61   Feb. 19, 2025
Virginia Tech	1-0	0-0	1-0	0-0	W, 90-77   Nov. 27, 2019
Washington State	0-2	0-0	0-1	0-1	L, 77-58   March 23, 2022
Weber State	7-1	0-0	4-0	3-1	W, 63-57   Dec. 22, 2022
West Virginia	1-0	0-0	1-0	0-0	W, 86-73   Feb. 3, 2024
Western Colorado	1-0	0-0	0-0	1-0	W, 82-59   Nov. 28, 2018
Western Kentucky	1-0	1-0	0-0	0-0	W, 87-68   Nov. 26, 2024
Western Oregon	1-0	0-0	1-0	0-0	W, 97-64   Dec. 15, 2022
Westminster	4-0	0-0	3-0	1-0	W, 100-70   Nov. 29, 2022
Wright State	1-0	1-0	0-0	0-0	W, 103-62   Nov. 4, 2024
Wyoming	1-1	0-0	1-0	0-1	W, 94-68   Dec. 30, 2023
	224-126	37-18	110-52	77-56	





# HEAD COACH MARK POPE

## Career Highlights

### Kentucky

- UK captured eight wins over AP Top-15 opponents this season, the most in program history. That mark is tied with 1992-93 Indiana and 1978-79 Duke for the most top 15 wins ever in a single season. Kentucky defeated only one AP Top 15 team (Duke) at full strength
- Kentucky made 341 3-pointers on the year, which is the most in a single-season in program history in Pope's first season
- UK was the only team in the last 20 years to make the Sweet 16 having not returned a single point scorer from the prior season
- Six players finished the season averaging double-figure points per game. It marked the first time in school history a team had six double-digit scorers

### BYU

- After being picked to finish last in its first season in the Big 12, Pope led the Cougars to a fifth-place finish with wins over No. 7 Kansas, No. 11 Baylor and No. 24 Iowa State
- 2024 Naismith College Coach of the Year Late Season Watch List
- The 2023-24 Cougars spent 16 weeks in the AP Top 25, the second-most appearances in school history
- One of four coaches in program history to win 20 or more games in first three seasons as head coach, joining G. Ott Romney, Roger Reid and Dave Rose
- Produced a 64-12 (.842) home record
- Led BYU to its first appearance in the NCAA Tournament since 2015 in 2021
- Named USBWA District VII Coach of the Year after leading BYU to a 24-8 record before COVID-19 canceled postseason play
- The 24 wins in his inaugural season was a program record
- Cougars ranked first in the nation in 3-point percentage in 2020, marking just the second time in program history that BYU ranked first nationally in any offensive statistic
- In 2023-24, BYU ranked second in the nation in 3-point attempts and third in made 3-pointers per game and assists per game
- Was the fastest coach to 60 wins in program history
- Became only the second coach in program history to earn an AP Top 25 ranking in his first season, and the first to finish the year among the top 25
- Downed No. 2 Gonzaga in 2020 at home, marking the highest-ranked foe ever defeated in the Marriott Center
- Four of his five BYU teams spent time in the AP Top 25. Prior to his hiring in 2019, BYU had not appeared in a single poll since the 2010-11 season

### Utah Valley

- Increased total victories every season at the helm
- With 23 wins in 2017-18 and 25 in 2018-19, Pope guided the Wolverines to the first back-to-back 20-win seasons in program history
- The 25 wins in 2018-19 were the most ever in the program's history
- Coached the 2019 Western Athletic Conference Player and Freshman of the Year
- Utah Valley was 20-2 at home from 2017-19
- Led the Wolverines to 22 consecutive home wins from 2017-19. It was the nation's second-longest active home winning streak at the time and the longest in school history

## Pope's Record When ...

Seson	School	Overall	Home	Away	Neutral	Conf.	Conf. Tourney	Postseason
2015-16	Utah Valley	12-18	7-8	5-9	0-1	6-8	0-1	--
2016-17	Utah Valley	17-17	8-5	8-11	1-1	6-8	1-1	2-1 CBI
2017-18	Utah Valley	23-11	16-1	6-9	1-1	10-4	1-1	1-1 CBI
2018-19	Utah Valley	25-10	14-1	8-8	3-1	12-4	1-1	1-1 CBI
2019-20	BYU	24-8	14-1	6-5	4-2	13-3	0-1	0-0 (COVID)
2020-21	BYU	20-7	10-2	7-2	3-3	10-3	1-1	0-1 NCAA
2021-22	BYU	24-11	14-3	6-5	4-3	9-6	1-1	2-1 NIT
2022-23	BYU	19-15	12-4	2-7	5-4	7-9	2-1	--
2023-24	BYU	23-11	16-2	3-7	4-2	10-8	1-1	0-1 NCAA
2024-25	Kentucky	24-12	15-3	4-6	5-3	10-8	1-1	2-1 NCAA
2025-26	Kentucky	13-6	10-2	2-2	1-2	4-2	0-0	--
	at Kentucky	37-18	25-5	6-8	6-5	14-10	1-1	2-1 NCAA
	Total	224-126	136-32	57-71	31-23	97-63	9-10	8-7

## Statistical Snapshot Year-to-Year

	KenPom O	KenPom D	Avg. Points Per Possession	3-Point %	Made 3s Per Game
Kentucky (25-26)	32	39	1.193	34.6%	8.4
Kentucky (24-25)	10	51	1.164	37.5%	9.5
BYU (23-24)	14	60	1.164	34.8%	11.1
BYU (22-23)	103	52	1.048	34.0%	8.1
BYU (21-22)	50	70	1.060	35.3%	8.0
BYU (20-21)	23	30	1.087	37.3%	8.7
BYU (19-20)	7	60	1.121	42.2%	10.4
Utah Valley (18-19)	96	131	1.090	38.2%	8.1
Utah Valley (17-18)	73	131	1.093	38.6%	7.9
Utah Valley (16-17)	240	75	0.990	32.0%	8.8
Utah Valley (15-16)	268	278	0.989	35.1%	8.5

## Pope Award Winners

Player (School)	Honor
Matt Haarms (BYU)	WCC Defensive Player of the Year
Wyatt Lowell (Utah Valley)	WAC Freshman of the Year
Jaxson Robinson (BYU)	Big 12 Sixth Man of the Year
Jake Toolson (Utah Valley)	WAC Player of the Year
(BYU)	WCC Newcomer of the Year

## Pope All-Conference Honors

Player (School)	Team (Year)
Brandon Averette (BYU)	Second (2021)
Alex Barcello (BYU)	First (2021)
	First (2022)
Yoeli Childs (BYU)	First (2020)
Marcel Davis (Utah Valley)	Second (2016)
Konner Frey (Utah Valley)	Freshman (2016)
Matt Haarms (BYU)	Second (2021)
Dallin Hall (BYU)	Freshman (2023)
TJ Haws (BYU)	First (2020)
Caleb Lohner (BYU)	Freshman (2022)
Akolda Manyang (Utah Valley)	Defensive (2018)
Isaac Neilson (Utah Valley)	Defensive (2017)
Kenneth Ogbe (Utah Valley)	First (2018)
Otega Owheh (Kentucky)	Second (2025)
Brandon Randolph (Utah Valley)	Second (2018)
Conner Toolson (Utah Valley)	Second (2018)
Jake Toolson (Utah Valley)	Freshman (2018)
	First (2019)
(BYU)	First (2020)
Fousseyni Traore (BYU)	Second (2023)
	Freshman (2022)

## Pope by the Numbers

1996	National Champion
136	Career home victories as a HC
41	Margin of first UK coaching victory, also the jersey number he wore as a UK player
23rd	Coach in UK history
14	First or second team all-conference honors by players
9	Teams to average 70.0+ points per game
7	20-win seasons
7	Postseason appearances



More than 20,000 fans were in attendance in Rupp Arena at Central Bank Center on April 14, 2024 when UK introduced Mark Pope as its 23rd head coach.

00



# OTEGA OWEH

SR. | Guard | 6-4 | 220  
Newark, N.J. | University of Oklahoma  
Communication

X: @OtegaOweh | IG: @otegaoweh

- Scored in double figures in all 19 games
- Averaging 19.2 points, 4.2 rebounds, 2.3 assists and 2.5 steals per game vs. SEC opponents
- Logged 18 points, three boards and a steal in the win over Texas
- Had 12 points at Tennessee, including the go-ahead layup with 34 seconds to go
- Notched 21 points, four rebounds and two steals in the win at LSU. He is the first UK player to top 20 points in each of the first four SEC games since Jodie Meeks in 2008-09
- Had 22 points against Mississippi State while also setting a season-high with five steals
- Hit the longest shot in UK program history with a 69-foot heave at the end of the half vs. Missouri. He logged team highs in points (20), rebounds (5), assists (4) and steals (4) against the Tigers
- Led the team with 22 points, eight rebounds and three assists in SEC opener at Alabama
- Named SEC Player of the Week after being the game's high scorer with 20 points in win over St. John's, also tallying three steals
- Nearly had a triple-double in the win over Bellarmine with 10 points, eight rebounds and a career-best 10 assists
- Went for a season-high 21 points, seven rebounds and four steals vs. NC Central, knocking down three 3s
- Had 16 points, five boards and five assists vs. Gonzaga
- Posted 16 points, also generating two steals and two blocks vs. UNC
- Tallied 16 points vs. Tennessee Tech
- Had 12 points, five rebounds, two steals and a block at Louisville
- Tallied 15 points, five boards and three assists in win over Valparaiso
- Opened the 2025-26 season with 13 points vs. Nicholls
- Preseason SEC Player of the Year and a member of the preseason All-SEC First Team
- Preseason All-America by The Sporting News, ESPN, Blue Ribbon, College Hoops Today and The Field of 68
- Named to the preseason watch list for the Jerry West Award by the Naismith Memorial Basketball Hall of Fame
- Naismith and Wooden Player of the Year Watch List
- Set career highs in points per game (16.2), rebounds per game (4.7), assists per game (1.7), steals per game (1.6), blocks per game (0.5) and free-throw percentage (.776) a season ago
- A career 1,000-point scorer
- Brother, Odafe, is a linebacker for the Los Angeles Chargers

## 2025-26 SEASON/CAREER HIGHS\*

<b>Points</b>	
Season	22, 2x last MISSISSIPPI STATE (1/10/26)
Career	28, at Oklahoma (2/26/25)
<b>Rebounds</b>	
Season	8, 2x last at Alabama (1/3/26)
Career	12, at Vanderbilt (1/25/25)
<b>Field Goals</b>	
Season	10, MISSISSIPPI STATE (1/10/26)
Career	12, at Oklahoma (2/26/25)
<b>Field Goals Attempted</b>	
Season	20, TEXAS (1/21/26)
Career	21, at Oklahoma (2/26/25)
<b>3-Point Field Goals</b>	
Season	3, 3x last at LSU (1/14/26)
Career	3, 4x last at LSU (1/14/26)
<b>3-Point Field Goals Attempted</b>	
Season	6, 2x last at LSU (1/14/26)
Career	6, 2x last at LSU (1/14/26)
<b>Free Throws</b>	
Season	9, vs. Gonzaga (12/5/25)
Career	13, vs. Ohio State (12/21/24)
<b>Free Throws Attempted</b>	
Season	10, 2x last at LSU (1/14/26)
Career	13, vs. Ohio State (12/21/24)
<b>Assists</b>	
Season	10, BELLARMINE (12/23/25)
Career	10, BELLARMINE (12/23/25)
<b>Steals</b>	
Season	5, MISSISSIPPI ST. (1/10/26)
Career	7, GREEN BAY (12/16/23)
<b>Blocked Shots</b>	
Season	2, NORTH CAROLINA (12/2/25)
Career	2, 8x last NORTH CAROLINA (12/2/25)
<b>Minutes Played</b>	
Season	37, at LSU (1/14/26)
Career	38, vs. Gonzaga (12/7/24)

MISCELLANEOUS	2025-26	CAREER*
Dunks	23	102
Double-Figure Scoring Games	19	74
Double-Figure Rebounding Games	0	2
Games With Double-Double	1	3
Games Led UK in Scoring	9	29
Games Led UK in Rebounding	6	13
Games Led UK in Assists	5	9
Games Led UK in Steals	9	56
Games Led UK in Blocks	2	21
Games With 3+ Assists	9	22
Games With 3+ Blocks	0	0
Games With 3+ Steals	5	23
Games With 3+ Three-Pointers	3	4

\*Includes Oklahoma statistics

## GAME-BY-GAME STATISTICS

Opponent	Date	GS	Min	FG-A	Pct.	3FG-A	Pct.	FT-A	Pct.	Off-Def-Tot	PF	Ast	TO	Blk	Stl	Pts
NICHOLLS	11/4	*	21	4-9	.444	1-2	.500	4-5	.800	1-2-3	2	0	3	0	1	13
VALPARAISO	11/7	*	22	6-10	.600	1-3	.333	2-2	1.000	1-4-5	0	3	2	0	0	15
at Louisville	11/11	*	28	4-13	.308	1-6	.167	3-4	.750	1-4-5	5	2	5	1	2	12
EASTERN ILLINOIS	11/14	*	18	4-7	.571	0-1	.000	4-4	1.000	0-2-2	2	3	0	0	0	12
vs. Michigan State	11/18	*	31	4-12	.333	2-5	.400	2-2	1.000	0-4-4	1	3	1	1	0	12
LOYOLA (MD)	11/21	*	24	5-9	.556	1-3	.333	0-0	.000	0-5-5	1	2	2	0	3	11
TENNESSEE TECH	11/26	*	24	6-11	.545	1-2	.500	3-3	1.000	1-1-2	2	3	2	0	2	16
NORTH CAROLINA	12/2	*	33	6-11	.545	0-1	.000	4-6	.667	2-7-9	3	2	2	2	2	16
vs. Gonzaga	12/5	*	29	3-7	.429	1-3	.333	9-10	.900	1-4-5	2	5	1	0	2	16
NC CENTRAL	12/9	*	27	9-12	.750	3-4	.750	0-1	.000	2-5-7	0	1	0	1	4	21
INDIANA	12/13	*	33	2-8	.250	1-2	.500	5-8	.625	2-2-4	3	1	0	0	2	10
vs. St. John's	12/20	*	34	6-17	.353	0-3	.000	8-9	.889	1-4-5	3	1	3	0	3	20
BELLARMINE	12/23	*	33	2-7	.286	0-2	.000	6-8	.750	2-6-8	2	10	4	0	2	10
at Alabama*	1/3	*	36	8-16	.500	1-4	.250	5-7	.714	2-6-8	3	3	2	0	1	22
MISSOURI*	1/7	*	35	6-11	.545	3-4	.750	5-8	.625	1-4-5	3	4	1	0	4	20
MISSISSIPPI STATE*	1/10	*	32	10-17	.588	2-4	.500	0-0	.000	0-3-3	3	5	1	1	5	22
at LSU*	1/14	*	37	6-13	.462	3-6	.500	6-10	.600	0-4-4	2	1	2	0	2	21
at Tennessee*	1/17	*	31	3-11	.273	1-5	.200	5-9	.556	2-0-2	3	1	3	1	2	12
TEXAS*	1/21	*	36	8-20	.400	0-4	.000	2-2	1.000	2-1-3	4	0	0	0	1	18



Back in Blue with  
DeAndre Liggins



Mic'd Up



Cats by 90

## CAREER STATISTICS

Year	GP-GS	Min-Avg	FG-FGA	Pct	3FG-FGA	Pct	FT-FTA	Pct	Off-Def-Tot-Avg	PF-FO	Ast	TO	Blk	Stl	Pts	Avg
2022-23	28-9	370-13.2	47-106	.443	1-4	.250	39-60	.650	21-38-59-2.1	50-2	5	31	5	33	134	4.8
2023-24	32-28	797-24.9	136-276	.493	20-53	.377	72-112	.643	29-91-120-3.8	76-0	32	57	14	47	364	11.4
2024-25	36-36	1020-28.3	204-415	.492	27-76	.355	149-192	.776	36-132-168-4.7	94-2	62	55	19	57	584	16.2
2025-26	19-19	564-29.7	102-221	.462	22-64	.344	73-98	.745	19-65-84-4.4	43-1	50	34	7	38	299	15.7
Career	115-92	2752-23.9	489-1018	.480	70-197	.355	333-462	.721	105-326-431-3.7	263-5	149	177	45	175	1381	12.0



1



# DENZEL ABERDEEN

SR. | Guard | 6-5 | 195  
Orlando, Fla. | University of Florida  
Criminal Justice

X: @DenzelAberdeen | IG: @1wayyzel

- In UK's four-game winning streak, he is averaging 18.5 points per game
- Paced the Cats with 19 points in the win over Texas
- Led the team with 22 points, including 18 in the second half, in come-from-behind win at Tennessee
- Poured in 17 points -- all coming in the second half -- to help the Wildcats overcome an 18-point deficit on the road at LSU
- Scored 16 in the win over Mississippi State, his most points since Nov. 26 against Tennessee Tech
- Notched seven points, a team-high four assists and a trio of boards vs. Missouri
- Had 14 points, powered by four 3s, and four assists in the win over Bellarmine
- Posted 16 points, four assists and three steals vs. Tennessee Tech
- Had a career-high eight rebounds to go along with 11 points and six assists in 28 minutes vs. Loyola (MD)
- Scored 13 points and posted three boards with two steals in win vs. Eastern Illinois
- Had a career performance at Louisville, topping best marks in points (26) and rebounds (7)
- Posted a perfect shooting night against Valparaiso going 3 of 3 from the floor and 5 of 5 from the line for 12 points
- A member of Florida's 2025 National Championship squad
- Averaged 7.7 points in 39 appearances with five starts a season ago
- Had 10 games with double-figure scoring as a junior
- Had back-to-back 20-point games, scoring 20 on the road at Mississippi State and a career-high 22 points on five made 3s vs. South Carolina
- Twice named Florida Association of Basketball Coaches (FABC) All-State, earning first team in 2021 and second team in 2022
- Scored 27 points in the 2021 7A championship game, leading Dr. Phillips to its first state championship in school history
- Lists his shoe collection as his most prized possession and his favorite movie is Home Alone

## 2025-26 SEASON/CAREER HIGHS\*

<b>Points</b>	
Season	26, at Louisville (11/11/25)
Career	26, at Louisville (11/11/25)
<b>Rebounds</b>	
Season	8, LOYOLA MD (11/21/25)
Career	8, LOYOLA MD (11/21/25)
<b>Field Goals</b>	
Season	10, at Louisville (11/11/25)
Career	10, at Louisville (11/11/25)
<b>Field Goals Attempted</b>	
Season	20, at Louisville (11/11/25)
Career	20, at Louisville (11/11/25)
<b>3-Point Field Goals</b>	
Season	4, 3x last BELLARMINE (12/23/25)
Career	5, vs. SOUTH CAROLINA (2/15/25)
<b>3-Point Field Goals Attempted</b>	
Season	10, at Louisville (11/11/25)
Career	10, at Louisville (11/11/25)
<b>Free Throws</b>	
Season	9, TEXAS (1/21/26)
Career	9, TEXAS (1/21/26)
<b>Free Throws Attempted</b>	
Season	12, TEXAS (1/21/26)
Career	12, TEXAS (1/21/26)
<b>Assists</b>	
Season	6, 2x last LOYOLA MD (11/21/25)
Career	6, 2x last LOYOLA MD (11/21/25)
<b>Steals</b>	
Season	3, 2x last TENNESSEE TECH (11/26/25)
Career	4, vs. Texas A&M (3/16/24)
<b>Blocked Shots</b>	
Season	1, 2x, last NC CENTRAL (12/9/25)
Career	1, 4x last NC CENTRAL (12/9/25)
<b>Minutes Played</b>	
Season	35, NORTH CAROLINA (12/2/25)
Career	35, 2x last NORTH CAROLINA (12/2/25)

MISCELLANEOUS	2025-26	CAREER*
Dunks	5	15
Double-Figure Scoring Games	13	26
Double-Figure Rebounding Games	0	0
Games With Double-Double	0	0
Games Led UK in Scoring	4	7
Games Led UK in Rebounding	1	1
Games Led UK in Assists	6	8
Games Led UK in Steals	4	10
Games Led UK in Blocks	0	1
Games With 3+ Assists	11	19
Games With 3+ Blocks	0	0
Games With 3+ Steals	2	4
Games With 3+ Three-Pointers	4	7

\*includes Florida statistics

## GAME-BY-GAME STATISTICS

Opponent	Date	GS	Min	FG-A	Pct.	3FG-A	Pct.	FT-A	Pct.	Off-Def-Tot	PF	Ast	TO	Blk	Stl	Pts
NICHOLLS	11/4		23	4-9	.444	1-5	.200	1-1	1.000	0-5-5	3	6	0	0	0	10
VALPARAISO	11/7	*	19	3-3	1.000	1-1	1.000	5-5	1.000	1-3-4	1	2	1	0	1	12
at Louisville	11/11	*	31	10-20	.500	4-10	.400	2-3	.667	2-5-7	1	3	1	0	1	26
EASTERN ILLINOIS	11/14	*	23	6-9	.667	1-3	.333	0-0	.000	0-3-3	1	1	1	0	2	13
vs. Michigan State	11/18	*	31	1-8	.125	1-5	.200	7-8	.875	1-0-1	4	2	3	0	3	10
LOYOLA (MD)	11/21	*	28	5-7	.714	0-1	.000	1-3	.333	2-6-8	0	6	2	0	1	11
TENNESSEE TECH	11/26	*	22	6-10	.600	4-6	.667	0-0	.000	1-1-2	1	4	1	0	3	16
NORTH CAROLINA	12/2	*	35	4-13	.308	0-3	.000	2-2	1.000	1-3-4	1	4	1	1	0	10
vs. Gonzaga	12/5	*	25	3-12	.250	1-4	.250	1-3	.333	2-0-2	1	2	1	0	0	8
NC CENTRAL	12/9	*	24	4-7	.571	0-2	.000	0-0	.000	0-2-2	0	5	2	1	1	8
INDIANA	12/13	*	25	3-7	.429	1-1	1.000	2-4	.500	0-1-1	2	0	1	0	0	9
vs. St. John's	12/20	*	27	1-5	.200	0-2	.000	2-2	1.000	0-3-3	1	3	2	0	1	4
BELLARMINE	12/23	*	25	5-8	.625	4-7	.571	0-0	.000	0-2-2	3	4	1	0	0	14
at Alabama*	1/3	*	27	1-7	.143	0-3	.000	5-5	1.000	0-1-1	4	1	2	0	0	7
MISSOURI*	1/7	*	28	3-7	.429	1-2	.500	0-0	.000	1-2-3	1	4	1	0	0	7
MISSISSIPPI STATE*	1/10	*	33	5-9	.556	2-3	.667	4-4	1.000	0-1-1	1	4	2	0	0	16
at LSU*	1/14	*	34	5-8	.625	2-3	.667	5-5	1.000	0-1-1	3	4	1	0	0	17
at Tennessee*	1/17	*	29	7-11	.636	3-6	.500	5-6	.833	0-0-0	2	2	0	0	2	22
TEXAS*	1/21	*	32	4-10	.400	2-5	.400	9-12	.750	0-1-1	0	1	2	0	1	19



Mic'd Up



Follow Friday

## CAREER STATISTICS

Year	GP-GS	Min-Avg	FG-FGA	Pct	3FG-FGA	Pct	FT-FTA	Pct	Off-Def-Tot-Avg	PF-FO	Ast	TO	Blk	Stl	Pts	Avg
2022-23	12-0	41-3.4	7-16	.438	0-5	.000	5-9	.556	1-3-4-0.3	5-0	2	2	0	0	19	1.6
2023-24	32-0	312-9.7	40-99	.404	12-34	.353	14-22	.636	11-18-29-0.9	30-0	23	13	2	13	106	3.3
2024-25	39-5	773-19.8	107-256	.418	36-103	.350	51-72	.708	12-56-68-1.7	57-0	55	39	0	18	301	7.7
2025-26	19-18	520-27.4	80-170	.471	28-72	.389	51-63	.810	11-40-51-2.7	30-0	58	25	2	16	239	12.6
Career	102-23	1645-16.1	234-541	.433	76-214	.355	121-166	.729	35-117-152-1.5	122-0	138	79	4	47	665	6.5







# JASPER JOHNSON

FR. | Guard | 6-5 | 180  
Lexington, Ky. | Overtime Elite  
Human Nutrition

X: @BruhJasperJ | IG: @bruhjasperj

- Carried the Kentucky offense in the first half at Tennessee with a team-high 12 points. Also finished the game leading the team in assists with four
- Had 11 points, a season-high-tying seven assists and a blocked shot in the win over Bellarmine
- Exploded for 22 points on 6-of-10 shooting, while going a perfect 8 for 8 from the line vs. NC Central
- Scored nine points and had five assists vs. Loyola (MD)
- Recorded new career highs in assists (7) and rebounds (5), while also scoring eight points vs. Eastern Illinois
- Led team with five assists, while also hitting three 3s vs. Valparaiso
- Had 11 points and four assists in his collegiate debut vs. Nicholls
- Five-star prospect, ranked as a top-25 prospect in the class
- Won gold at the 2025 FIBA U19 Men's World Cup with Team USA this summer. Johnson averaged 8.0 points, 1.6 assists and 1.3 rebounds per game, while shooting 46.3% from the field and 40.1% from 3-point range
- Played his final high school season at Overtime Elite averaging 20.3 points, 5.9 rebounds and 5.8 assists per game for Real Wild Energy
- Began his high school career at Woodford County High School where he helped lead the Yellowjackets to the semifinals of the KHSAA Sweet 16 in 2023, while also playing quarterback on the football team
- Third generation Wildcat: Father, Dennis, and uncle, Derrick, both played football at UK; while his grandfather, Alvis, worked eight years in athletics administration at UK

## 2025-26 SEASON/CAREER HIGHS

<b>Points</b>	
Season	22, NC CENTRAL (12/9/25)
Career	22, NC CENTRAL (12/9/25)
<b>Rebounds</b>	
Season	5, EASTERN ILLINOIS (11/14/25)
Career	5, EASTERN ILLINOIS (11/14/25)
<b>Field Goals</b>	
Season	6, NC CENTRAL (12/9/25)
Career	6, NC CENTRAL (12/9/25)
<b>Field Goals Attempted</b>	
Season	10, NC CENTRAL (12/9/25)
Career	10, NC CENTRAL (12/9/25)
<b>3-Point Field Goals</b>	
Season	3, 2x last BELLARMINE (12/23/25)
Career	3, 2x last BELLARMINE (12/23/25)
<b>3-Point Field Goals Attempted</b>	
Season	5, 2x last BELLARMINE (12/23/25)
Career	5, 2x last BELLARMINE (12/23/25)
<b>Free Throws</b>	
Season	8, NC CENTRAL (12/9/25)
Career	8, NC CENTRAL (12/9/25)
<b>Free Throws Attempted</b>	
Season	8, NC CENTRAL (12/9/25)
Career	8, NC CENTRAL (12/9/25)
<b>Assists</b>	
Season	7, 2x last BELLARMINE (12/23/25)
Career	7, 2x last BELLARMINE (12/23/25)
<b>Steals</b>	
Season	1, 2x last TEXAS (1/21/26)
Career	1, 2x last TEXAS (1/21/26)
<b>Blocked Shots</b>	
Season	1, 2x last BELLARMINE (12/23/25)
Career	1, 2x last BELLARMINE (12/23/25)
<b>Minutes Played</b>	
Season	27, LOYOLA MD (11/21/25)
Career	27, LOYOLA MD (11/21/25)

<b>MISCELLANEOUS</b>	<b>2025-26</b>	<b>CAREER*</b>
Dunks	0	0
Double-Figure Scoring Games	4	4
Double-Figure Rebounding Games	0	0
Games With Double-Double	0	0
Games Led UK in Scoring	1	1
Games Led UK in Rebounding	0	0
Games Led UK in Assists	3	3
Games Led UK in Steals	0	0
Games Led UK in Blocks	1	1
Games With 3+ Assists	7	7
Games With 3+ Blocks	0	0
Games With 3+ Steals	0	0
Games With 3+ Three-Pointers	2	2

## GAME-BY-GAME STATISTICS

Opponent	Date	GS	Min	FG-A	Pct.	3FG-A	Pct.	FT-A	Pct.	Off-Def-Tot	PF	Ast	TO	Blk	Stl	Pts
NICHOLLS	11/4		22	3-7	.429	1-4	.250	4-5	.800	1-0-1	3	4	2	1	1	11
VALPARAISO	11/7		21	3-5	.600	3-4	.750	0-0	.000	0-1-1	1	5	3	0	0	9
at Louisville	11/11		6	0-4	.000	0-4	.000	0-0	.000	0-1-1	0	0	0	0	0	0
EASTERN ILLINOIS	11/14		19	3-7	.429	2-4	.500	0-0	.000	0-5-5	2	7	2	0	0	8
vs. Michigan State	11/18		14	3-7	.429	1-4	.250	1-1	1.000	1-1-2	0	0	0	0	0	8
LOYOLA (MD)	11/21		27	3-9	.333	2-5	.400	1-1	1.000	2-1-3	2	5	2	0	0	9
TENNESSEE TECH	11/26		21	4-6	.667	1-3	.333	0-0	.000	0-2-2	1	4	2	0	0	9
NORTH CAROLINA	12/2		6	1-4	.250	0-0	.000	0-0	.000	0-0-0	2	0	1	0	0	2
vs. Gonzaga	12/5		18	2-7	.286	1-4	.250	3-4	.750	1-2-3	3	1	0	0	0	8
NC CENTRAL	12/9		19	6-10	.600	2-4	.500	8-8	1.000	0-2-2	2	2	0	0	0	22
INDIANA	12/13		3	0-2	.000	0-1	.000	0-0	.000	0-0-0	0	0	0	0	0	0
vs. St. John's	12/20		8	1-3	.333	0-1	.000	0-0	.000	0-0-0	1	2	0	0	0	2
BELLARMINE	12/23		22	4-8	.500	3-5	.600	0-0	.000	1-2-3	3	7	1	1	0	11
at Alabama*	1/3		6	0-0	.000	0-0	.000	0-0	.000	0-0-0	0	0	1	0	0	0
MISSOURI*	1/7		DNP													
MISSISSIPPI STATE*	1/10		10	2-4	.500	1-1	1.000	0-0	.000	0-0-0	0	0	0	0	0	5
at LSU*	1/14		8	0-4	.000	0-2	.000	0-0	.000	0-0-0	0	0	0	0	0	0
at Tennessee*	1/17		19	5-6	.833	2-3	.667	0-0	.000	0-2-2	0	4	1	0	0	12
TEXAS*	1/21		8	0-2	.000	0-1	.000	0-0	.000	0-0-0	0	0	1	0	1	0



Meet the Cats



Postgame vs. Purdue

## CAREER STATISTICS

Year	GP-GS	Min-Avg	FG-FGA	Pct	3FG-FGA	Pct	FT-FTA	Pct	Off-Def-Tot-Avg	PF-FO	Ast	TO	Blk	Stl	Pts	Avg
2025-26	18-0	259-14.4	40-95	.421	19-50	.380	17-19	.895	6-19-25-1.4	20-0	41	16	2	2	116	6.4
Career	18-0	259-14.4	40-95	.421	19-50	.380	17-19	.895	6-19-25-1.4	20-0	41	16	2	2	116	6.4





# KAM WILLIAMS

SO. | Guard | 6-8 | 205  
Lafayette, La. | Tulane University  
Social Work

X: @KamWilliams\_3 | IG: @Kammie1k

- Suffered a broken foot in the win over Texas and is out indefinitely
- Was a team-best plus-32 in the win over Mississippi State, scoring 14 points and grabbing five rebounds, along with two assists and two steals
- Exploded for a career-high 26 points, including draining a career-best eight 3-pointers in the win over Bellarmine
- The eight 3-pointers on 10 attempts tied the program record for best 3-point percentage (.800) on a minimum of 10 attempts. Jamal Murray (8-10) achieved the feat at Florida on Feb. 6, 2016
- Knocked down a pair of 3s, and made a career-high five free throws, for 11 points vs. St. John's in the CBS Sports Classic
- Played 24 minutes and contributed nine points, two boards and a blocked shot in the win over Indiana
- Had seven points, five boards, two assists and a blocked shot in his second start vs. Tennessee Tech
- Exploded for 13 points, nine rebounds, four assists and three steals in first start as a Wildcat vs. Loyola (MD)
- Connected on two 3s for six points vs. Eastern Illinois
- Sparked a comeback effort at Louisville with five points, four rebounds and a blocked shot in 12 minutes of second-half action. He was a team-best plus-11
- Connected on a pair of 3-pointers in exhibition victory over Purdue
- Started 28 of the 33 games played during his freshman campaign at Tulane
- Logged 14 double-figure scoring efforts and shot 41.2 percent from 3-point range
- Had 16 points and eight rebounds in the semifinals of the American Athletic Conference Tournament against Memphis
- Put up a season-high 24 points in the regular-season finale vs. UAB
- Brother, Greg, played basketball at St. John's and Louisiana
- Cites word searches as an off-the-court talent

## 2025-26 SEASON/CAREER HIGHS\*

<b>Points</b>	
Season	26, BELLARMINE (12/23/25)
Career	26, BELLARMINE (12/23/25)
<b>Rebounds</b>	
Season	9, LOYOLA MD (11/21/25)
Career	10, 2x last EAST CAROLINA (2/19/25)
<b>Field Goals</b>	
Season	8, BELLARMINE (12/23/25)
Career	9, UAB (3/9/25)
<b>Field Goals Attempted</b>	
Season	10, BELLARMINE (12/23/25)
Career	12, UAB (3/9/25)
<b>3-Point Field Goals</b>	
Season	8, BELLARMINE (12/23/25)
Career	8, BELLARMINE (12/23/25)
<b>3-Point Field Goals Attempted</b>	
Season	10, BELLARMINE (12/23/25)
Career	10, BELLARMINE (12/23/25)
<b>Free Throws</b>	
Season	5, vs. St. John's (12/20/25)
Career	5, vs. St. John's (12/20/25)
<b>Free Throws Attempted</b>	
Season	6, vs. St. John's (12/20/25)
Career	6, vs. St. John's (12/20/25)
<b>Assists</b>	
Season	4, LOYOLA MD (11/21/25)
Career	4, 4x last LOYOLA MD (11/21/25)
<b>Steals</b>	
Season	3, LOYOLA MD (11/21/25)
Career	4, 2x last vs. Wyoming (11/26/24)
<b>Blocked Shots</b>	
Season	1, 6x last at Alabama (1/3/26)
Career	3, 3x last RICE (2/15/25)
<b>Minutes Played</b>	
Season	30, MISSISSIPPI STATE (1/10/26)
Career	42, NEW ORLEANS (11/22/24)

MISCELLANEOUS	2025-26	CAREER*
Dunks	7	17
Double-Figure Scoring Games	4	18
Double-Figure Rebounding Games	0	2
Games With Double-Double	0	1
Games Led UK in Scoring	2	4
Games Led UK in Rebounding	0	6
Games Led UK in Assists	0	2
Games Led UK in Steals	1	17
Games Led UK in Blocks	3	16
Games With 3+ Assists	2	7
Games With 3+ Blocks	0	3
Games With 3+ Steals	1	7
Games With 3+ Three-Pointers	1	10

\*includes Tulane statistics

## GAME-BY-GAME STATISTICS

Opponent	Date	GS	Min	FG-A	Pct.	3FG-A	Pct.	FT-A	Pct.	Off-Def-Tot	PF	Ast	TO	Blk	Stl	Pts
NICHOLLS	11/4		18	1-3	.333	0-2	.000	0-0	.000	0-2-2	2	1	1	1	0	2
VALPARAISO	11/7		15	0-3	.000	0-3	.000	0-0	.000	2-2-4	0	0	0	1	0	0
at Louisville	11/11		12	2-2	1.000	1-1	1.000	0-0	.000	1-3-4	1	0	0	1	0	5
EASTERN ILLINOIS	11/14		21	2-4	.500	2-4	.500	0-0	.000	1-1-2	1	2	0	0	1	6
vs. Michigan State	11/18		17	2-6	.333	1-5	.200	0-0	.000	0-1-1	0	1	0	0	1	5
LOYOLA (MD)	11/21	*	26	5-9	.556	1-4	.250	2-2	1.000	3-6-9	3	4	0	0	3	13
TENNESSEE TECH	11/26	*	25	3-6	.500	1-4	.250	0-0	.000	1-4-5	2	2	2	1	0	7
NORTH CAROLINA	12/2	*	16	1-4	.250	0-2	.000	0-0	.000	1-2-3	2	0	0	0	1	2
vs. Gonzaga	12/5	*	15	0-3	.000	0-3	.000	0-0	.000	0-2-2	2	0	2	0	0	0
NC CENTRAL	12/9		13	1-4	.250	0-3	.000	0-0	.000	0-3-3	2	3	0	1	0	2
INDIANA	12/13		24	3-5	.600	1-2	.500	2-2	1.000	2-0-2	2	0	0	1	0	9
vs. St John's	12/20		20	2-6	.333	2-5	.400	5-6	.833	0-0-0	5	0	0	0	0	11
BELLARMINE	12/23		22	8-10	.800	8-10	.800	2-2	1.000	0-1-1	4	0	0	0	1	26
at Alabama*	1/3		16	1-4	.250	1-4	.250	2-2	1.000	1-0-1	2	0	0	1	0	5
MISSOURI*	1/7		28	3-8	.375	2-7	.286	0-0	.000	0-1-1	1	0	1	0	1	8
MISSISSIPPI STATE*	1/10		30	5-8	.625	2-3	.667	2-2	1.000	3-2-5	1	2	3	0	2	14
at LSU*	1/14	*	28	2-6	.333	1-3	.333	0-0	.000	0-0-0	5	2	0	0	1	5
at Tennessee*	1/17	*	15	1-4	.250	0-2	.000	0-0	.000	1-1-2	2	1	2	0	0	2
TEXAS*	1/21	*	16	2-3	.667	1-2	.500	4-4	1.000	0-1-1	1	1	1	0	0	9



Follow Friday



Wildcats Today

## CAREER STATISTICS

Year	GP-GS	Min-Avg	FG-FGA	Pct	3FG-FGA	Pct	FT-FTA	Pct	Off-Def-Tot-Avg	PF-FO	Ast	TO	Blk	Stl	Pts	Avg
2024-25	33-28	1067-32.4	112-231	.485	63-153	.412	19-25	.760	23-125-148-4.5	52-0	44	28	35	46	306	9.3
2025-26	19-7	379-19.9	44-98	.449	24-69	.348	19-20	.950	16-32-48-2.5	38-2	19	12	7	11	131	6.9
Career	52-35	1446-27.8	156-329	.474	87-222	.392	38-45	.844	39-157-196-3.8	90-2	63	40	42	57	437	8.4



4



## ANDRIJA JELAVIĆ

SO. | Forward | 6-11 | 225

Zagreb, Croatia | Prirodoslovna škola Vladimira Preloga / Mega Superbet Communication

IG: @jelaviccc

- Contributed four points, a team-high-tying seven rebounds and a pair of steals in the win over Texas
- Made his first career start at LSU, contributing a season-high 11 points, five rebounds, a block and a steal in 21 minutes
- Secured five rebounds and hit a 3-pointer in the win over Mississippi State
- Hit a pair of 3s on his way to 10 points vs. NC Central
- Played a season-high 24 minutes vs. UNC, scoring six points and adding four rebounds and a block
- Had five points, a season-high 10 rebounds and three assists in the win over Tennessee Tech
- Contributed nine points in win over Loyola (MD)
- Scored in double-figures for the first time with 11 points in win over Eastern Illinois, also securing career-best seven rebounds
- Posted six points on 3 of 3 from the field at Louisville
- Finished with seven points and five boards in win over Valparaiso
- Logged six points and five rebounds in his collegiate debut vs. Nicholls
- Played for Mega Superbet in the Adriatic League, averaging 11.0 points, 7.4 rebounds, 1.5 assists and 1.0 steals
- Previously played for OKK Beograd, KK Mega Leks U18 and KK Cedevita Olimpija Junior
- Played at the 2022 U18 Euro Championships averaging 11.3 points, 11.0 rebounds and 2.4 assists per game in seven outings
- Most prized possession is a watch given to him by his father
- Chose his jersey number for Dražen Petrović

## 2025-26 SEASON/CAREER HIGHS

<b>Points</b>	
Season	11, 2x last at LSU (1/14/26)
Career	11, 2x last at LSU (1/14/26)
<b>Rebounds</b>	
Season	10, TENNESSEE TECH (11/26/25)
Career	10, TENNESSEE TECH (11/26/25)
<b>Field Goals</b>	
Season	5, EASTERN ILLINOIS (11/14/25)
Career	5, EASTERN ILLINOIS (11/14/25)
<b>Field Goals Attempted</b>	
Season	9, EASTERN ILLINOIS (11/14/25)
Career	9, EASTERN ILLINOIS (11/14/25)
<b>3-Point Field Goals</b>	
Season	2, 2x last at LSU (1/14/26)
Career	2, 2x last at LSU (1/14/26)
<b>3-Point Field Goals Attempted</b>	
Season	6, vs. Gonzaga (12/5/25)
Career	6, vs. Gonzaga (12/5/25)
<b>Free Throws</b>	
Season	2, VALPARAISO (11/7/25)
Career	2, VALPARAISO (11/7/25)
<b>Free Throws Attempted</b>	
Season	3, VALPARAISO (11/7/25)
Career	3, VALPARAISO (11/7/25)
<b>Assists</b>	
Season	3, TENNESSEE TECH (11/26/25)
Career	3, TENNESSEE TECH (11/26/25)
<b>Steals</b>	
Season	2, TEXAS (1/21/26)
Career	2, TEXAS (1/21/26)
<b>Blocked Shots</b>	
Season	1, 5x last at LSU (1/14/26)
Career	1, 5x last at LSU (1/14/26)
<b>Minutes Played</b>	
Season	24, NORTH CAROLINA (12/2/25)
Career	24, NORTH CAROLINA (12/2/25)

MISCELLANEOUS	2025-26	CAREER*
Dunks	3	3
Double-Figure Scoring Games	3	3
Double-Figure Rebounding Games	1	1
Games With Double-Double	0	0
Games Led UK in Scoring	0	0
Games Led UK in Rebounding	1	1
Games Led UK in Assists	0	0
Games Led UK in Steals	1	1
Games Led UK in Blocks	1	1
Games With 3+ Assists	1	1
Games With 3+ Blocks	0	0
Games With 3+ Steals	0	0
Games With 3+ Three-Pointers	0	0

## GAME-BY-GAME STATISTICS

Opponent	Date	GS	Min	FG-A	Pct.	3FG-A	Pct.	FT-A	Pct.	Off-Def-Tot	PF	Ast	TO	Blk	Stl	Pts
NICHOLLS	11/4		19	3-8	.375	0-0	.000	0-0	.000	0-5-5	2	0	1	0	0	6
VALPARAISO	11/7		20	2-5	.400	1-3	.333	2-3	.667	1-4-5	2	1	0	0	0	7
at Louisville	11/11		10	3-3	1.000	0-0	.000	0-0	.000	1-0-1	0	0	0	0	0	6
EASTERN ILLINOIS	11/14		15	5-9	.556	1-4	.250	0-0	.000	3-4-7	2	0	3	0	1	11
vs. Michigan State	11/18		10	0-2	.000	0-1	.000	0-0	.000	0-0-0	2	0	0	1	0	0
LOYOLA (MD)	11/21		11	4-7	.571	1-1	1.000	0-0	.000	2-2-4	1	0	0	1	0	9
TENNESSEE TECH	11/26		16	2-3	.667	1-2	.500	0-0	.000	0-10-10	0	3	0	0	0	5
NORTH CAROLINA	12/2		24	3-6	.500	0-3	.000	0-0	.000	3-1-4	3	0	0	1	0	6
vs. Gonzaga	12/5		15	0-6	.000	0-6	.000	0-0	.000	3-1-4	0	0	3	0	0	0
NC CENTRAL	12/9		15	4-6	.667	2-4	.500	0-0	.000	1-2-3	2	0	0	0	1	10
INDIANA	12/13		DNP													
vs. St. John's	12/20		DNP													
BELLARMINE	12/23		7	1-2	.500	0-0	.000	0-0	.000	1-0-1	2	0	1	1	0	2
at Alabama*	1/3		DNP													
MISSOURI*	1/7		DNP													
MISSISSIPPI STATE*	1/10		17	1-3	.333	1-3	.333	0-0	.000	1-4-5	1	1	1	0	1	3
at LSU*	1/14	*	21	4-7	.571	2-4	.500	1-2	.500	2-3-5	1	0	1	1	1	11
at Tennessee*	1/17	*	12	2-4	.500	1-1	1.000	0-0	.000	0-1-1	0	1	0	0	0	5
TEXAS*	1/21	*	18	2-2	1.000	0-0	.000	0-0	.000	0-7-7	2	1	1	0	2	4



Cats by 90



Follow Friday

## CAREER STATISTICS

Year	GP-GS	Min-Avg	FG-FGA	Pct	3FG-FGA	Pct	FT-FTA	Pct	Off-Def-Tot-Avg	PF-FO	Ast	TO	Blk	Stl	Pts	Avg
2025-26	15-3	229-15.2	36-73	.493	10-35	.286	3-5	.600	18-44-62-4.1	20-0	7	11	5	6	85	5.7
Career	15-3	229-15.2	36-73	.493	10-35	.286	3-5	.600	18-44-62-4.1	20-0	7	11	5	6	85	5.7





5



# COLLIN CHANDLER

SO. | Guard | 6-5 | 205  
Farmington, Utah | Farmington High School  
Business Administration- Finance

X: @collinchand13r | IG: @collinxchandler

- Had career highs in points (18) and rebounds (7), while also chipping in two steals in the win over Texas. He scored 12 of 13 points when the Wildcats expanded the lead from 63-60 to 76-65, the largest of the game
- Tied a career-high with four made 3s for 12 points in road win at Tennessee. Also had three steals, including a steal and assist on the go-ahead basket with 34 seconds to go. His 12 points were a career-high in an SEC game
- Had nine points, three rebounds and three assists in the come-from-behind win at LSU. He also was the inbounder on UK's buzzer-beater by Malachi Moreno to lift the Cats past the Tigers
- Dished out a career-best eight assists in win over NC Central, while grabbing five boards and scoring seven
- Had 11 points and a career-high three steals vs. Gonzaga
- Scored 12 points and had two steals vs. UNC
- Logged 14 points, five boards and a career-best five assists in the win over Tennessee Tech
- Voted MVP of BBN United Tipoff Classic after averaging 11 points, four assists and three boards while shooting 52.9% from 3-point range across the three games
- Became the first player in UK history to open a season with three straight games with four made 3s when he drained four more at Louisville. He also chipped in with a career-high-tying six rebounds
- Charted 14 points with four made 3s to go along with five rebounds and four assists vs. Valparaiso
- Led the team with a career-high 15 points, while also chipping in four assists, two steals and a block in his first career start vs. Nicholls
- Utah Gatorade Player of the Year in 2023
- Ranked as the No. 33 overall player in the class of 2023 by 247Sports, the No. 6 combo guard and the No. 1 player in the state of Utah before serving a mission and stepping away from basketball for two years
- Married his high school sweetheart, Hannah, in May of 2025 during the offseason

## 2025-26 SEASON/CAREER HIGHS

<b>Points</b>	
Season	18, TEXAS (1/21/26)
Career	18, TEXAS (1/21/26)
<b>Rebounds</b>	
Season	7, TEXAS (1/21/26)
Career	7, TEXAS (1/21/26)
<b>Field Goals</b>	
Season	6, TENNESSEE TECH (11/26/25)
Career	6, TENNESSEE TECH (11/26/25)
<b>Field Goals Attempted</b>	
Season	12, LOYOLA MD (11/21/25)
Career	12, LOYOLA MD (11/21/25)
<b>3-Point Field Goals</b>	
Season	4, 4x, last at Tennessee (1/17/26)
Career	4, 4x, last at Tennessee (1/17/26)
<b>3-Point Field Goals Attempted</b>	
Season	8, VALPARAISO (11/7/25)
Career	8, VALPARAISO (11/7/25)
<b>Free Throws</b>	
Season	6, TEXAS (1/21/26)
Career	6, TEXAS (1/21/26)
<b>Free Throws Attempted</b>	
Season	6, TEXAS (1/21/26)
Career	6, TEXAS (1/21/26)
<b>Assists</b>	
Season	8, NC CENTRAL (12/9/25)
Career	8, NC CENTRAL (12/9/25)
<b>Steals</b>	
Season	3, 2x, last at Tennessee (1/17/26)
Career	3, 3x last at Tennessee (1/17/26)
<b>Blocked Shots</b>	
Season	2, vs. Michigan State (11/18/25)
Career	2, vs. Michigan State (11/18/25)
<b>Minutes Played</b>	
Season	34, NORTH CAROLINA (12/2/25)
Career	34, NORTH CAROLINA (12/2/25)

MISCELLANEOUS	2025-26	CAREER
Dunks	7	7
Double-Figure Scoring Games	10	11
Double-Figure Rebounding Games	0	0
Games With Double-Double	0	0
Games Led UK in Scoring	2	2
Games Led UK in Rebounding	2	2
Games Led UK in Assists	3	3
Games Led UK in Steals	6	13
Games Led UK in Blocks	3	3
Games With 3+ Assists	8	10
Games With 3+ Blocks	0	0
Games With 3+ Steals	2	3
Games With 3+ Three-Pointers	5	6

## GAME-BY-GAME STATISTICS

Opponent	Date	GS	Min	FG-A	Pct.	3FG-A	Pct.	FT-A	Pct.	Off-Def-Tot	PF	Ast	TO	Blk	Stl	Pts
NICHOLLS	11/4	*	24	5-8	.625	4-7	.571	1-2	.500	1-1-2	2	4	2	1	2	15
VALPARAISO	11/7	*	23	4-8	.500	4-8	.500	2-2	1.000	0-5-5	4	4	0	1	0	14
at Louisville	11/11	*	25	4-7	.571	4-6	.667	0-0	.000	1-5-6	5	2	2	0	0	12
EASTERN ILLINOIS	11/14	*	20	1-2	.500	1-2	.500	1-2	.500	1-1-2	0	4	0	1	0	4
vs. Michigan State	11/18	*	26	4-9	.444	2-6	.333	0-0	.000	0-4-4	4	1	0	2	1	10
LOYOLA (MD)	11/21	*	21	5-12	.417	3-6	.500	0-0	.000	1-0-1	0	0	0	1	1	13
TENNESSEE TECH	11/26	*	26	6-11	.545	2-6	.333	0-0	.000	0-5-5	1	5	1	0	1	14
NORTH CAROLINA	12/2	*	34	4-9	.444	0-2	.000	4-4	1.000	0-2-2	3	1	2	0	2	12
vs. Gonzaga	12/5	*	29	3-8	.375	2-7	.286	3-4	.750	0-2-2	1	1	1	0	3	11
NC CENTRAL	12/9	*	32	2-5	.400	1-4	.250	2-2	1.000	0-5-5	2	8	1	0	1	7
INDIANA	12/13	*	16	1-7	.143	0-2	.000	2-2	1.000	0-2-2	1	0	0	0	0	4
vs. St. John's	12/20	*	19	0-2	.000	0-1	.000	0-0	.000	0-1-1	3	3	2	0	1	0
BELLARMINE	12/23	*	19	1-4	.250	1-4	.250	1-2	.500	1-1-2	2	3	0	0	2	4
at Alabama*	1/3	*	18	1-4	.250	1-2	.500	0-0	.000	0-2-2	1	1	1	0	1	3
MISSOURI*	1/7		5	0-0	.000	0-0	.000	0-0	.000	0-0-0	2	0	1	0	1	0
MISSISSIPPI STATE*	1/10		19	2-8	.250	1-5	.200	2-2	1.000	0-1-1	2	1	0	0	1	7
at LSU*	1/14		24	3-6	.500	2-4	.500	1-2	.500	2-1-3	2	3	1	0	1	9
at Tennessee*	1/17		24	4-6	.667	4-6	.667	0-1	.000	0-3-3	4	2	1	1	3	12
TEXAS*	1/21		32	5-9	.556	2-4	.500	6-6	1.000	1-6-7	2	1	0	0	2	18



Five Things



Postgame vs. Eastern Illinois

## CAREER STATISTICS

Year	GP-GS	Min-Avg	FG-FGA	Pct	3FG-FGA	Pct	FT-FTA	Pct	Off-Def-Tot-Avg	PF-FO	Ast	TO	Blk	Stl	Pts	Avg
2024-25	30-0	311-10.4	26-72	.361	17-49	.347	13-15	.867	5-25-30-1.0	38-1	21	26	2	20	82	2.7
2025-26	19-14	437-23.0	55-125	.440	34-82	.415	25-31	.806	8-47-55-2.9	41-1	44	15	7	23	169	8.9
Career	49-14	748-15.3	81-197	.411	51-131	.389	38-46	.826	13-72-85-1.7	79-2	65	41	9	43	251	5.1





**TRENT NOAH**  
SO. | Forward | 6-5 | 220  
Harlan, Ky. | Harlan County High School  
Education- Sport Leadership  
X: @trentnoah2\_ | IG: @trentnoah2

- Came up with two clutch rebounds in late-game minutes in the win over Texas
- Knocked down three 3s on his way to 11 points and career highs in rebounds (6) and assists (3) vs. NC Central
- Had a career outing vs. Tennessee Tech with 16 points and six rebounds. He drained a career-best four 3s
- Buried two triples for six points vs. Loyola (MD), also grabbing four boards
- Scored 10 points, one of three players in double-figures, against Purdue
- Logged six points, three assists and a pair of boards in the Blue-White Game for the Blue team
- Appeared in 24 games during debut season
- Was key in home win over Tennessee, finishing with a season-best 11 points while hitting three 3s in the game. He became just the third player in program history to connect on three or more 3s off the bench against an AP Top 5 opponent
- Was inducted into Harlan County Public Schools Frank Brittain Academic and Athletic Hall of Fame in May of 2025
- Finished his high school career as the state of Kentucky's fifth all-time leading scorer in high school basketball history
- Averaged 29.9 points per game during his senior season for Harlan County
- Grandfather, Charles "Perky" Bryant, played football at Kentucky from 1961-63

2025-26 SEASON/CAREER HIGHS		
<b>Points</b>		
Season	16, TENNESSEE TECH (11/26/25)	
Career	16, TENNESSEE TECH (11/26/25)	
<b>Rebounds</b>		
Season	6, 2x, last NC CENTRAL (12/9/25)	
Career	6, 4x, last NC CENTRAL (12/9/25)	
<b>Field Goals</b>		
Season	5, TENNESSEE TECH (11/26/25)	
Career	5, TENNESSEE TECH (11/26/25)	
<b>Field Goals Attempted</b>		
Season	8, NC CENTRAL (12/9/25)	
Career	8, NC CENTRAL (12/9/25)	
<b>3-Point Field Goals</b>		
Season	4, TENNESSEE TECH (11/26/25)	
Career	4, TENNESSEE TECH (11/26/25)	
<b>3-Point Field Goals Attempted</b>		
Season	6, NC CENTRAL (12/9/25)	
Career	6, 2x last TENNESSEE TECH (11/26/25)	
<b>Free Throws</b>		
Season	2, 4x last INDIANA (12/13/25)	
Career	2, 7x last INDIANA (12/13/25)	
<b>Free Throws Attempted</b>		
Season	2, 4x last INDIANA (12/13/25)	
Career	3, vs. Illinois (3/23/25)	
<b>Assists</b>		
Season	3, NC CENTRAL (12/9/25)	
Career	3, NC CENTRAL (12/9/25)	
<b>Steals</b>		
Season	2, EASTERN ILLINOIS (11/14/25)	
Career	2, EASTERN ILLINOIS (11/14/25)	
<b>Blocked Shots</b>		
Season	1, EASTERN ILLINOIS (11/14/25)	
Career	1, 2x last E. ILLINOIS (11/14/25)	
<b>Minutes Played</b>		
Season	26, NC CENTRAL (12/9/25)	
Career	26, NC CENTRAL (12/9/25)	
<b>MISCELLANEOUS</b>		
	<b>2025-26</b>	<b>CAREER</b>
Dunks	1	1
Double-Figure Scoring Games	2	3
Double-Figure Rebounding Games	0	0
Games With Double-Double	0	0
Games Led UK in Scoring	1	1
Games Led UK in Rebounding	0	0
Games Led UK in Assists	0	0
Games Led UK in Steals	1	2
Games Led UK in Blocks	0	0
Games With 3+ Assists	1	1
Games With 3+ Blocks	0	0
Games With 3+ Steals	0	0
Games With 3+ Three-Pointers	2	3

**GAME-BY-GAME STATISTICS**

Opponent	Date	GS	Min	FG-A	Pct.	3FG-A	Pct.	FT-A	Pct.	Off-Def-Tot	PF	Ast	TO	Blk	Stl	Pts
NICHOLLS	11/4	*	9	0-2	.000	0-2	.000	0-0	.000	0-2-2	0	0	0	0	1	0
VALPARAISO	11/7		DNP													
at Louisville	11/11		DNP													
EASTERN ILLINOIS	11/14		22	3-6	.500	2-5	.400	0-0	.000	0-3-3	2	0	0	1	2	8
vs. Michigan State	11/18		10	0-0	.000	0-0	.000	0-1	.000	1-1-2	1	1	2	0	1	0
LOYOLA (MD)	11/21		16	2-4	.500	2-4	.500	0-0	.000	1-3-4	2	1	0	0	1	6
TENNESSEE TECH	11/26		21	5-6	.833	4-5	.800	2-2	1.000	1-5-6	1	1	0	0	0	16
NORTH CAROLINA	12/2		13	0-1	.000	0-1	.000	2-2	1.000	0-0-0	0	1	0	0	1	2
vs. Gonzaga	12/5		14	1-3	.333	1-3	.333	2-2	1.000	1-3-4	0	1	0	0	0	5
NC CENTRAL	12/9	*	26	4-8	.500	3-6	.500	0-0	.000	2-4-6	3	3	0	0	1	11
INDIANA	12/13	*	11	1-3	.333	0-2	.000	2-2	1.000	0-0-0	1	2	0	0	0	4
vs. St. John's	12/20		3	0-0	.000	0-0	.000	0-0	.000	0-0-0	1	0	2	0	0	0
BELLARMINE	12/23		9	1-3	.333	0-2	.000	0-0	.000	0-1-1	2	0	0	0	0	2
at Alabama*	1/3		DNP													
MISSOURI*	1/7		DNP													
MISSISSIPPI STATE*	1/10		1	0-0	.000	0-0	.000	0-0	.000	0-0-0	0	0	0	0	0	0
at LSU*	1/14		DNP													
at Tennessee*	1/17		3	0-0	.000	0-0	.000	0-0	.000	0-0-0	0	0	1	0	0	0
TEXAS*	1/21		3	0-0	.000	0-0	.000	0-0	.000	0-2-2	2	0	1	0	0	0



Big Blue Madness  
3-Point Crown

**CAREER STATISTICS**

Year	GP-GS	Min-Avg	FG-FGA	Pct	3FG-FGA	Pct	FT-FTA	Pct	Off-Def-Tot-Avg	PF-FO	Ast	TO	Blk	Stl	Pts	Avg
2024-25	24-0	267-11.1	23-51	.451	12-36	.333	6-8	.750	17-29-46-1.9	27-0	10	9	1	3	64	2.7
2025-26	14-3	160-11.4	17-36	.472	12-30	.400	8-9	.889	6-24-30-2.1	15-0	10	6	1	7	54	3.9
Career	38-3	427-11.2	40-87	.460	24-66	.364	14-17	.824	23-53-76-2.0	42-0	20	15	2	10	118	3.1



10



## BRANDON GARRISON

JR. | Foward | 6-10 | 245  
Oklahoma City | Oklahoma State University  
Communication

X: @brandonGarriso | IG: @brando2wavvyyy

- Pitched in six points and three boards off the bench in win over Mississippi State
- Had six points and four rebounds, while providing a spark off the bench in 11 minutes of action vs. Missouri
- Blocked a season-high three shots at Alabama
- Played a big part in UK's win over Indiana with six points, five boards, two assists, a steal and a block in 20 minutes
- Scored six points in nine minutes vs. North Carolina
- Pulled down a career-best 11 rebounds vs. Loyola (MD), also scoring six points
- Had perfect shooting night going 4 of 4 from both the field and foul line for 12 points vs. Valparaiso
- Opened the season with eight points and five rebounds in the win over Nicholls.
- Tallied seven points and four rebounds in win over Purdue
- Averaged 5.9 points, 3.9 rebounds and 1.9 assists per game as a sophomore
- Tallied seven double-figure scoring efforts
- Led the team in blocks seven times and steals seven times
- Recorded nine games with three or more assists and had three games with three or more steals
- Logged 13 points, six rebounds, two assists and two steals in the NCAA Tournament win over Troy
- Had a season-high 15 points, four assists, three steals and two boards in the home finale against LSU
- 2023 McDonalds High School All-American and the 2023 Gatorade and MaxPreps Player of the Year in the state of Oklahoma
- Has a two-year old son, named Akarii

## 2025-26 SEASON/CAREER HIGHS\*

Points	
Season	12, VALPARAISO (11/7/25)
Career	21, BYU (2/17/24)
Rebounds	
Season	11, LOYOLA MD (11/21/25)
Career	11, LOYOLA MD (11/21/25)
Field Goals	
Season	4, 2x last VALPARAISO (11/7/25)
Career	7, 3x last SOUTH CAROLINA (2/8/25)
Field Goals Attempted	
Season	7, 2x last TENNESSEE TECH (11/26/25)
Career	12, LSU (3/4/25)
3-Point Field Goals	
Season	1, 2x last vs. Gonzaga (12/5/25)
Career	2, 2x last LSU (3/4/25)
3-Point Field Goals Attempted	
Season	2, INDIANA (12/13/25)
Career	5, LSU (3/4/25)
Free Throws	
Season	4, VALPARAISO (11/7/25)
Career	8, WEST VIRGINIA (1/27/24)
Free Throws Attempted	
Season	4, VALPARAISO (11/7/25)
Career	12, BYU (2/17/24)
Assists	
Season	4, VALPARAISO (11/7/25)
Career	6, 2x last JACKSON ST. (11/22/24)
Steals	
Season	2, TENNESSEE TECH (11/26/25)
Career	4, WEST VIRGINIA (1/27/24)
Blocked Shots	
Season	3, at Alabama (1/3/26)
Career	6, HOUSTON CHRISTIAN (11/24/23)
Minutes Played	
Season	23, 2x last at Louisville (11/11/25)
Career	38, BAYLOR (1/6/24)

MISCELLANEOUS	2025-26	CAREER*
Dunks	12	56
Double-Figure Scoring Games	1	18
Double-Figure Rebounding Games	1	3
Games With Double-Double	0	1
Games Led UK in Scoring	0	2
Games Led UK in Rebounding	2	17
Games Led UK in Assists	0	5
Games Led UK in Steals	0	16
Games Led UK in Blocks	3	29
Games With 3+ Assists	1	15
Games With 3+ Blocks	1	10
Games With 3+ Steals	0	4
Games With 3+ Three-Pointers	0	0

\*Includes Oklahoma State statistics

## GAME-BY-GAME STATISTICS

Opponent	Date	GS	Min	FG-A	Pct.	3FG-A	Pct.	FT-A	Pct.	Off-Def-Tot	PF	Ast	TO	Blk	Stl	Pts
NICHOLLS	11/4	*	23	4-6	.667	0-1	.000	0-0	.000	1-4-5	3	1	1	0	1	8
VALPARAISO	11/7	*	18	4-4	1.000	0-0	.000	4-4	1.000	1-3-4	4	4	0	1	0	12
at Louisville	11/11	*	23	1-2	.500	0-0	.000	1-2	.500	2-4-6	2	1	0	0	0	3
EASTERN ILLINOIS	11/14	*	19	3-3	1.000	0-0	.000	0-0	.000	1-4-5	4	1	4	1	0	6
vs. Michigan State	11/18	*	20	1-2	.500	0-0	.000	0-0	.000	0-4-4	2	2	0	0	0	2
LOYOLA (MD)	11/21		20	3-7	.429	0-1	.000	0-2	.000	3-8-11	0	1	2	0	1	6
TENNESSEE TECH	11/26		17	2-7	.286	0-1	.000	0-0	.000	2-2-4	0	2	1	1	2	4
NORTH CAROLINA	12/2		9	2-3	.667	1-1	1.000	1-2	.500	1-0-1	1	0	0	0	0	6
vs. Gonzaga	12/5		16	2-3	.667	1-1	1.000	0-0	.000	1-1-2	5	0	1	0	0	5
NC CENTRAL	12/9		7	1-2	.500	0-1	.000	3-3	1.000	0-0-0	0	2	2	0	1	5
INDIANA	12/13		20	3-6	.500	0-2	.000	0-0	.000	2-3-5	4	2	2	1	1	6
vs. St. John's	12/20		12	2-4	.500	0-0	.000	0-0	.000	0-2-2	2	0	0	1	1	4
BELLARMINE	12/23		8	0-0	.000	0-0	.000	0-0	.000	1-0-1	1	0	1	0	1	0
at Alabama*	1/3		9	0-0	.000	0-0	.000	1-2	.500	1-0-1	3	0	0	3	0	1
MISSOURI*	1/7		11	3-3	1.000	0-0	.000	0-0	.000	0-4-4	4	2	1	0	0	6
MISSISSIPPI STATE*	1/10		13	3-4	.750	0-1	.000	0-1	.000	1-2-3	1	1	1	1	0	6
at LSU*	1/14		15	0-3	.000	0-0	.000	0-0	.000	0-3-3	1	2	1	0	0	0
at Tennessee*	1/17		18	1-2	.500	0-0	.000	0-0	.000	1-2-2	2	1	0	0	0	2
TEXAS*	1/21		14	0-3	.000	0-1	.000	0-0	.000	3-0-3	1	1	0	2	0	0



Father's Day

## CAREER STATISTICS

Year	GP-GS	Min-Avg	FG-FGA	Pct	3FG-FGA	Pct	FT-FTA	Pct	Off-Def-Tot-Avg	PF-FO	Ast	TO	Blk	Stl	Pts	Avg
2023-24	32-29	721-22.5	91-159	.572	0-0	.000	59-91	.648	43-125-168-5.3	89-3	47	52	47	26	241	7.5
2024-25	35-0	604-17.3	85-167	.509	12-40	.300	23-43	.535	40-95-135-3.9	71-1	65	41	20	30	205	5.9
2025-26	19-5	294-15.5	35-64	.547	2-10	.200	10-16	.625	21-45-66-3.5	40-1	23	17	11	8	82	4.3
Career	86-34	1625-18.9	211-390	.541	14-50	.280	92-150	.613	104-266-370-4.3	200-5	135	111	78	64	528	6.1





11



## WALKER HORN

SR. | Guard | 6-3 | 190  
Austin, Texas | Westlake High School  
Communication

X: @walkerhorn\_ | IG: @walkerhorn\_

- Had a rebound vs. Mississippi State
- Picked up an assist vs. NC Central
- Only four-year member of the UK squad in 2025-26
- Made his first career bucket on a 3-pointer as the shot clock was winding down in the closing minutes of the win over Tennessee Tech
- Had two tries from distance vs. Loyola (MD)
- Attempted a 3-pointer vs. Valparaiso and Eastern Illinois
- Saw action in the win over Nicholls
- Has appeared in 14 career contests
- Finished his high school career at Westlake High School in Austin, Texas, after spending his previous two seasons at Covington Catholic in Covington, Kentucky
- Westlake was a state semifinalists in 2022
- Horn was a part of a regional championship as a sophomore and a district championship as a junior with Covington Catholic
- Father, Darrin, is the head coach at Northern Kentucky

## 2025-26 SEASON/CAREER HIGHS

<b>Points</b>	
Season	3, TENNESSEE TECH (11/26/25)
Career	3, TENNESSEE TECH (11/26/25)
<b>Rebounds</b>	
Season	1, MISSISSIPPI STATE (1/10/26)
Career	1, 2x last MISSISSIPPI STATE (1/10/26)
<b>Field Goals</b>	
Season	1, TENNESSEE TECH (11/26/25)
Career	1, TENNESSEE TECH (11/26/25)
<b>Field Goals Attempted</b>	
Season	2, LOYOLA MD (11/21/25)
Career	2, LOYOLA MD (11/21/25)
<b>3-Point Field Goals</b>	
Season	1, TENNESSEE TECH (11/26/25)
Career	1, TENNESSEE TECH (11/26/25)
<b>3-Point Field Goals Attempted</b>	
Season	2, LOYOLA MD (11/21/25)
Career	2, LOYOLA MD (11/21/25)
<b>Free Throws</b>	
Season	-
Career	-
<b>Free Throws Attempted</b>	
Season	-
Career	-
<b>Assists</b>	
Season	1, NC CENTRAL (12/9/25)
Career	1, 3x last NC CENTRAL (12/9/25)
<b>Steals</b>	
Season	-
Career	-
<b>Blocked Shots</b>	
Season	-
Career	-
<b>Minutes Played</b>	
Season	2, TENNESSEE TECH (11/26/25)
Career	2, 7x last TENNESSEE TECH (11/26/25)

MISCELLANEOUS	2025-26	CAREER
Dunks	0	0
Double-Figure Scoring Games	0	0
Double-Figure Rebounding Games	0	0
Games With Double-Double	0	0
Games Led UK in Scoring	0	0
Games Led UK in Rebounding	0	0
Games Led UK in Assists	0	0
Games Led UK in Steals	0	0
Games Led UK in Blocks	0	0
Games With 3+ Assists	0	0
Games With 3+ Blocks	0	0
Games With 3+ Steals	0	0
Games With 3+ Three-Pointers	0	0


## GAME-BY-GAME STATISTICS

Opponent	Date	GS	Min	FG-A	Pct.	3FG-A	Pct.	FT-A	Pct.	Off-Def-Tot	PF	Ast	TO	Blk	Stl	Pts
NICHOLLS	11/4		1	0-0	.000	0-0	.000	0-0	.000	0-0-0	0	0	0	0	0	0
VALPARAISO	11/7		1	0-1	.000	0-1	.000	0-0	.000	0-0-0	0	0	0	0	0	0
at Louisville	11/11		DNP													
EASTERN ILLINOIS	11/14		1	0-1	.000	0-1	.000	0-0	.000	0-0-0	1	0	0	0	0	0
vs. Michigan State	11/18		DNP													
LOYOLA (MD)	11/21		1	0-2	.000	0-2	.000	0-0	.000	0-0-0	0	0	1	0	0	0
TENNESSEE TECH	11/26		2	1-1	1.000	1-1	1.000	0-0	.000	0-0-0	0	0	0	0	0	3
NORTH CAROLINA	12/2		DNP													
vs. Gonzaga	12/5		DNP													
NC CENTRAL	12/9		1	0-0	.000	0-0	.000	0-0	.000	0-0-0	0	1	1	0	0	0
INDIANA	12/13		DNP													
vs. St. John's	12/20		DNP													
BELLARMINE	12/23		DNP													
at Alabama*	1/3		DNP													
MISSOURI*	1/7		DNP													
MISSISSIPPI STATE*	1/10		1	0-0	.000	0-0	.000	0-0	.000	0-1-1	0	0	0	0	0	0
at LSU*	1/14		DNP													
at Tennessee*	1/17		DNP													
TEXAS*	1/21		DNP													

## CAREER STATISTICS

Year	GP-GS	Min-Avg	FG-FGA	Pct	3FG-FGA	Pct	FT-FTA	Pct	Off-Def-Tot-Avg	PF-FO	Ast	TO	Blk	Stl	Pts	Avg
2022-23	4-0	8-2.0	0-1	.000	0-1	.000	0-0	.000	0-1-1-0.3	1-0	1	4	0	0	0	0.0
2023-24	4-0	3-0.8	0-0	.000	0-0	.000	0-0	.000	0-0-0-0.0	0-0	0	0	0	0	0	0.0
2024-25	5-0	4-0.9	0-0	.000	0-0	.000	0-0	.000	0-0-0-0.0	0-0	1	0	0	0	0	0.0
2025-26	7-0	8-1.2	1-6	.167	1-6	.167	0-0	.000	0-1-1-0.1	0-0	1	2	0	0	3	0.4
Career	20-0	24-1.2	1-7	.143	1-7	.143	0-0	.000	0-2-2-0.1	1-0	3	6	0	0	3	0.2





# JALAND LOWE

JR. | Guard | 6-1.5 | 170  
Missouri City, Texas | University of Pittsburgh  
Communication

X: @jalandlowe | IG: @j15lowe

- Will miss the remainder of the season and is set to have shoulder surgery
- Left the game vs. Mississippi State with an injury after three minutes and did not return
- Scored a season-high 21 points while also generating two steals at Alabama in SEC opener
- Returned from a first-half injury to play 15 minutes in the second half vs. St. John's, sparking a comeback win with 13 points, three rebounds, three assists and a team-best plus-minus of plus-20
- Had a season-high 13 points in the win over Indiana, playing 24 minutes
- Returned to action vs. Gonzaga and played 14 minutes
- Had nine points, a team-high five assists, to go along with a block and a steal at Louisville
- Made UK debut vs. Valparaiso, scoring six points and leading the team with five assists
- Named to the preseason watch list for the Bob Cousy Award, the Wooden Award and the Naismith Player of the Year
- Preseason Third-Team All-SEC by media
- Named NABC Second Team All-District and Third Team All-ACC as a sophomore at Pitt
- Missed both exhibition games with a shoulder injury
- Led team in scoring at 16.8 points per game and was one of eight players in Division I to average at least 16.5 points, 4.0 rebounds and 5.5 assists
- Scored in double-figures 26 times and topped 20 points a team-high 10 times
- Recorded sixth triple-double in program history with 11 points, 10 rebounds and 10 assists vs. VMI
- Averaged 26.4 points, 8.1 rebounds, 4.3 assists, 3.1 steals and 2.3 blocks his senior year at Fort Bend Marshall
- Godfather, John Lucas II, was the No. 1 pick in the 1976 NBA Draft and played in the NBA from 1976-1990 and served as an NBA head coach for San Antonio, Philadelphia and Cleveland
- Chose his jersey number in honor of his godfather

### 2025-26 SEASON/CAREER HIGHS\*

Points	
Season	21, at Alabama (1/3/26)
Career	28, at Ohio State (11/29/24)
Rebounds	
Season	5, INDIANA (12/13/25)
Career	10, 2x last at Louisville (3/1/25)
Field Goals	
Season	8, at Alabama (1/3/26)
Career	9, 2x last at CALIFORNIA (1/1/25)
Field Goals Attempted	
Season	16, at Alabama (1/3/26)
Career	23, CALIFORNIA (1/1/25)
3-Point Field Goals	
Season	2, at Louisville (11/11/25)
Career	4, 2x last at Mississippi St. (12/4/24)
3-Point Field Goals Attempted	
Season	5, 3x last MISSOURI (1/7/26)
Career	9, 3x last GEORGIA TECH (2/25/25)
Free Throws	
Season	4, 2x last MISSOURI (1/7/26)
Career	13, LOUISVILLE (1/11/25)
Free Throws Attempted	
Season	6, INDIANA (12/13/25)
Career	13, LOUISVILLE (1/11/25)
Assists	
Season	5, 2x last at Louisville (11/11/25)
Career	12, ECU (12/11/24)
Steals	
Season	2, at Alabama (1/3/26)
Career	4, 3x last at Notre Dame (2/22/25)
Blocked Shots	
Season	1, 2x last at Alabama (1/3/26)
Career	1, 11x last at Alabama (1/3/26)
Minutes Played	
Season	30, at Louisville (11/11/25)
Career	43, CLEMSON (1/18/25)

MISCELLANEOUS	2025-26	CAREER*
Dunks	0	1
Double-Figure Scoring Games	3	46
Double-Figure Rebounding Games	0	2
Games With Double-Double	0	2
Games Led UK in Scoring	0	17
Games Led UK in Rebounding	0	6
Games Led UK in Assists	3	44
Games Led UK in Steals	2	21
Games Led UK in Blocks	1	5
Games With 3+ Assists	3	49
Games With 3+ Blocks	0	0
Games With 3+ Steals	0	9
Games With 3+ Three-Pointers	0	4

\*Includes Pitt statistics

### GAME-BY-GAME STATISTICS

Opponent	Date	GS	Min	FG-A	Pct.	3FG-A	Pct.	FT-A	Pct.	Off-Def-Tot	PF	Ast	TO	Blk	Stl	Pts
NICHOLLS	11/4		DNP													
VALPARAISO	11/7	18	2-7	.286	0-2	.000	2-2	1.000	0-2-2	1	5	0	0	0	1	6
at Louisville	11/11	30	2-8	.250	2-5	.400	3-4	.750	1-0-1	3	5	3	1	1	1	9
EASTERN ILLINOIS	11/14		DNP													
vs. Michigan State	11/18		DNP													
LOYOLA (MD)	11/21		DNP													
TENNESSEE TECH	11/26		DNP													
NORTH CAROLINA	12/2		DNP													
vs. Gonzaga	12/5	14	0-5	.000	0-2	.000	1-2	.500	0-1-1	0	1	1	1	0	0	1
NC CENTRAL	12/9	8	0-0	.000	0-0	.000	0-0	.000	0-0-0	2	2	1	0	0	0	0
INDIANA	12/13	24	5-13	.385	0-3	.000	3-6	.500	0-5-5	1	2	0	0	0	1	13
vs. St. John's	12/20	15	5-7	.714	1-2	.500	2-2	1.000	1-2-3	1	3	0	0	0	0	13
BELLARMINE	12/23		DNP													
at Alabama*	1/3		27	8-16	.500	1-5	.200	4-5	.800	0-3-3	2	2	3	1	2	21
MISSOURI*	1/7	*	28	2-11	.182	1-5	.200	4-4	1.000	1-3-4	2	2	0	0	0	9
MISSISSIPPI STATE*	1/10	*	3	0-0	.000	0-0	.000	0-2	.000	0-0-0	0	0	0	0	1	0
at LSU*	1/14		DNP													
at Tennessee*	1/17		DNP													
TEXAS*	1/21		DNP													



Back in Blue with  
Andrew Harrison



Mic'd Up

### CAREER STATISTICS

Year	GP-GS	Min-Avg	FG-FGA	Pct	3FG-FGA	Pct	FT-FTA	Pct	Off-Def-Tot-Avg	PF-FO	Ast	TO	Blk	Stl	Pts	Avg
2023-24	33-19	876-26.5	113-291	.388	31-88	.352	59-69	.855	18-75-93-2.8	41-0	109	46	2	28	316	9.6
2024-25	31-31	1103-35.6	166-442	.376	41-154	.266	147-166	.886	27-102-129-4.2	67-1	169	92	7	55	520	16.8
2025-26	9-2	166-18.5	24-67	.358	5-24	.208	19-27	.704	3-16-19-2.1	12-0	22	8	2	6	72	8.0
Career	73-52	2141-29.3	303-800	.379	77-266	.289	225-262	.859	48-192-240-3.3	120-1	300	146	11	89	908	12.4



20



# ZACH TOW

SR. | Forward | 6-5 | 220  
Madisonville, Ky. | North Hopkins High School  
Business Administration- Management & Finance

X: @z\_tow12 | IG: @z\_tow20

- Buried a 3-pointer vs. NC Central for first-career field goal
- Has seen action in six games this season
- Hit a free throw in the win over Tennessee Tech for his first collegiate points
- Made Kentucky debut vs. LSU in home finale
- Saw action in NCAA Tournament first round win over Troy
- All-District and First Team All-Region at Madisonville North Hopkins High School
- Averaged 12.5 points and 11.5 rebounds as a high school senior in 2021-22
- Reached the Elite Eight of the KHSAA High School State Tournament in 2019
- Sister Kaylee was an All-American in softball at the University of Alabama

## 2025-26 SEASON/CAREER HIGHS

<b>Points</b>	
Season	3, NC CENTRAL (12/9/25)
Career	3, NC CENTRAL (12/9/25)
<b>Rebounds</b>	
Season	-
Career	-
<b>Field Goals</b>	
Season	1, NC CENTRAL (12/9/25)
Career	1, NC CENTRAL (12/9/25)
<b>Field Goals Attempted</b>	
Season	1, NC CENTRAL (12/9/25)
Career	1, NC CENTRAL (12/9/25)
<b>3-Point Field Goals</b>	
Season	1, NC CENTRAL (12/9/25)
Career	1, NC CENTRAL (12/9/25)
<b>3-Point Field Goals Attempted</b>	
Season	1, NC CENTRAL (12/9/25)
Career	1, NC CENTRAL (12/9/25)
<b>Free Throws</b>	
Season	1, TENNESSEE TECH (11/26/25)
Career	1, TENNESSEE TECH (11/26/25)
<b>Free Throws Attempted</b>	
Season	2, TENNESSEE TECH (11/26/25)
Career	2, TENNESSEE TECH (11/26/25)
<b>Assists</b>	
Season	-
Career	-
<b>Steals</b>	
Season	-
Career	-
<b>Blocked Shots</b>	
Season	-
Career	-
<b>Minutes Played</b>	
Season	2, TENNESSEE TECH (11/26/25)
Career	2, TENNESSEE TECH (11/26/25)

MISCELLANEOUS	2025-26	CAREER
Dunks	0	0
Double-Figure Scoring Games	0	0
Double-Figure Rebounding Games	0	0
Games With Double-Double	0	0
Games Led UK in Scoring	0	0
Games Led UK in Rebounding	0	0
Games Led UK in Assists	0	0
Games Led UK in Steals	0	0
Games Led UK in Blocks	0	0
Games With 3+ Assists	0	0
Games With 3+ Blocks	0	0
Games With 3+ Steals	0	0
Games With 3+ Three-Pointers	0	0

## GAME-BY-GAME STATISTICS

Opponent	Date	GS	Min	FG-A	Pct.	3FG-A	Pct.	FT-A	Pct.	Off-Def-Tot	PF	Ast	TO	Blk	Stl	Pts
NICHOLLS	11/4	1	0-0	.000	0-0	.000	0-0	.000	0-0-0	0	0	0	0	0	0	0
VALPARAISO	11/7	1	0-0	.000	0-0	.000	0-0	.000	0-0-0	0	0	0	0	0	0	0
at Louisville	11/11	DNP														
EASTERN ILLINOIS	11/14	1	0-0	.000	0-0	.000	0-0	.000	0-0-0	1	0	0	0	0	0	0
vs. Michigan State	11/18	DNP														
LOYOLA (MD)	11/21	1	0-0	.000	0-0	.000	0-0	.000	0-0-0	0	0	0	0	0	0	0
TENNESSEE TECH	11/26	2	0-0	.000	0-0	.000	1-2	.500	0-0-0	0	0	0	0	0	0	1
NORTH CAROLINA	12/2	DNP														
vs. Gonzaga	12/5	DNP														
NC CENTRAL	12/9	1	1-1	1.000	1-1	1.000	0-0	.000	0-0-0	0	0	0	0	0	0	3
INDIANA	12/13	DNP														
St. John's	12/20	DNP														
BELLARMINE	12/23	DNP														
at Alabama*	1/3	DNP														
MISSOURI*	1/7	DNP														
MISSISSIPPI STATE*	1/10	1	0-0	.000	0-0	.000	0-0	.000	0-0-0	0	0	0	0	0	0	0
at LSU*	1/14	DNP														
at Tennessee*	1/17	DNP														
TEXAS*	1/21	DNP														

## CAREER STATISTICS

Year	GP-GS	Min-Avg	FG-FGA	Pct	3FG-FGA	Pct	FT-FTA	Pct	Off-Def-Tot-Avg	PF-FO	Ast	TO	Blk	Stl	Pts	Avg
2024-25	2-0	1-0.4	0-0	.000	0-0	.000	0-0	.000	0-0-0-0.0	0-0	0	0	0	0	0	0.0
2025-26	7-0	8-1.2	1-1	1.000	1-1	1.000	1-2	.500	0-0-0-0.0	1-0	0	0	0	0	4	0.6
Career	9-0	9-1.0	1-1	1.000	1-1	1.000	1-2	.500	0-0-0-0.0	1-0	0	0	0	0	4	0.4





21



# JAYDEN QUAINANCE

SO. | Foward | 6-10.5 | 255  
Cleveland, Ohio | Arizona State University  
Communication

X: @qjayhoops | IG: @qjay\_21

- Has missed the last four games with knee swelling
- Made his first start of the season vs. Missouri. He had four boards, an assist, a blocked shot and a steal
- Played a season-high 24 minutes at Alabama, scoring five points and grabbing six rebounds
- Made his season debut following ACL surgery in the win over St. John's, scoring 10 points, grabbing eight boards and blocking two shots. Was plus-18 in 17 minutes of action in the win
- Preseason watch lists for the Kareem Abdul-Jabbar award and the Wooden Award
- Started all 24 games in which he played with Arizona State as a freshman, averaging 9.4 points, 7.9 rebounds, 2.6 blocks and 1.5 assists while shooting 52.5 percent from the field
- Big 12 All-Freshman Team and Big 12 All-Defensive Team selection
- Set Arizona State freshman records for total blocked shots (63) and rebounds per game (7.9) despite missing the latter portions of the season after suffering a torn ACL on Feb. 23
- Only player in the country to reach a combined 90 steals and blocks in fewer than 25 games
- Had 11 games scoring in double figures and posted six double-doubles
- Was the youngest freshman in the country a season ago, and just turned 18 in July
- Represented Team USA at the 2023 FIBA Americas U16 Championship, winning a gold medal
- Enjoys watching anime and playing chess in spare time

## 2025-26 SEASON/CAREER HIGHS\*

<b>Points</b>		
Season	10, vs. St. John's (12/20/25)	
Career	20, UCF (1/14/25)	
<b>Rebounds</b>		
Season	8, vs. St. John's (12/20/25)	
Career	14, 2x last at Cincinnati (1/18/25)	
<b>Field Goals</b>		
Season	5, vs. St. John's (12/20/25)	
Career	8, 2x last UCF (1/14/25)	
<b>Field Goals Attempted</b>		
Season	7, vs. St. John's (12/20/25)	
Career	14, vs. Massachusetts (12/21/24)	
<b>3-Point Field Goals</b>		
Season	-	
Career	2, at Kansas State (2/23/25)	
<b>3-Point Field Goals Attempted</b>		
Season	-	
Career	4, at Kansas State (2/23/25)	
<b>Free Throws</b>		
Season	2, BELLARMINE (12/23/25)	
Career	4, UCF (1/14/25)	
<b>Free Throws Attempted</b>		
Season	4, 3x last MISSOURI (1/7/26)	
Career	7, 2x last UCF (1/14/25)	
<b>Assists</b>		
Season	1, 2x last MISSOURI (1/7/26)	
Career	5, vs. St. Mary's (11/29/24)	
<b>Steals</b>		
Season	1, 2x last MISSOURI (1/7/26)	
Career	4, vs. Florida (12/14/24)	
<b>Blocked Shots</b>		
Season	2, vs. St. John's (12/20/25)	
Career	6, IDAHO STATE (11/5/24)	
<b>Minutes Played</b>		
Season	24, at Alabama (1/3/26)	
Career	40, BAYLOR (1/11/25)	

MISCELLANEOUS	2025-26	CAREER*
Dunks	2	35
Double-Figure Scoring Games	1	12
Double-Figure Rebounding Games	0	9
Games With Double-Double	0	6
Games Led UK in Scoring	0	2
Games Led UK in Rebounding	0	16
Games Led UK in Assists	0	2
Games Led UK in Steals	0	10
Games Led UK in Blocks	1	20
Games With 3+ Assists	0	4
Games With 3+ Blocks	0	11
Games With 3+ Steals	0	3
Games With 3+ Three-Pointers	0	0

\*includes Arizona State statistics

## GAME-BY-GAME STATISTICS

Opponent	Date	GS	Min	FG-A	Pct.	3FG-A	Pct.	FT-A	Pct.	Off-Def-Tot	PF	Ast	TO	Blk	Stl	Pts
NICHOLLS	11/4		DNP													
VALPARAISO	11/7		DNP													
at Louisville	11/11		DNP													
EASTERN ILLINOIS	11/14		DNP													
vs. Michigan State	11/18		DNP													
LOYOLA (MD)	11/21		DNP													
TENNESSEE TECH	11/26		DNP													
NORTH CAROLINA	12/2		DNP													
vs. Gonzaga	12/5		DNP													
NC CENTRAL	12/9		DNP													
INDIANA	12/13		DNP													
vs. St. John's	12/20	17	5-7	.714	0-0	.000	0-1	.000	5-3-8	2	0	0	2	0	10	
BELLARMINE	12/23	8	1-2	.500	0-0	.000	2-4	.500	1-1-2	1	0	2	0	0	4	
at Alabama*	1/3	24	2-4	.500	0-0	.000	1-4	.250	1-5-6	2	1	2	0	1	5	
MISSOURI*	1/7	*	18	0-1	.000	0-0	.000	1-4	.250	1-3-4	0	1	2	1	1	1
MISSISSIPPI STATE*	1/10		DNP													
LSU*	1/14		DNP													
at Tennessee*	1/17		DNP													
TEXAS*	1/21		DNP													



UKSN Day in the Life



Follow Friday

## CAREER STATISTICS

Year	GP-GS	Min-Avg	FG-FGA	Pct	3FG-FGA	Pct	FT-FTA	Pct	Off-Def-Tot-Avg	PF-FO	Ast	TO	Blk	Stl	Pts	Avg
2024-25	24-24	708-29.5	93-177	.525	6-32	.188	34-71	.479	72-117-189-7.9	62-3	37	46	63	27	226	9.4
2025-26	4-1	67-16.8	8-14	.571	0-0	.000	4-13	.308	8-12-20-5.0	5-0	2	6	3	2	20	5.0
Career	28-25	776-27.7	101-191	.529	6-32	.188	38-84	.452	80-129-209-7.5	67-3	39	52	66	29	246	8.8



22



# BRAYDON HAWTHORNE

FR. | Foward | 6-8 | 190  
Beckley, W. Va. | Huntington Prep  
Communication

X: @BraydonH20 | IG: @braydonhawthorne

- Consensus four-star prospect ranked the No. 33 overall player in the final class of 2025 rankings by 247Sports
- Played his final high school season at Huntington Prep, averaging 23.5 points, 6.0 rebounds and 4.0 assists per game
- Prior to Huntington, Hawthorne attended Woodrow Wilson High School
- He was ranked the No. 1 player in the state of West Virginia by all major recruiting services
- Cites painting, cooking and Fortnite as off the court talents

## 2025-26 SEASON/CAREER HIGHS

Points	
Season	-
Career	-
Rebounds	
Season	-
Career	-
Field Goals	
Season	-
Career	-
Field Goals Attempted	
Season	-
Career	-
3-Point Field Goals	
Season	-
Career	-
3-Point Field Goals Attempted	
Season	-
Career	-
Free Throws	
Season	-
Career	-
Free Throws Attempted	
Season	-
Career	-
Assists	
Season	-
Career	-
Steals	
Season	-
Career	-
Blocked Shots	
Season	-
Career	-
Minutes Played	
Season	-
Career	-

MISCELLANEOUS	2025-26	CAREER*
Dunks	0	0
Double-Figure Scoring Games	0	0
Double-Figure Rebounding Games	0	0
Games With Double-Double	0	0
Games Led UK in Scoring	0	0
Games Led UK in Rebounding	0	0
Games Led UK in Assists	0	0
Games Led UK in Steals	0	0
Games Led UK in Blocks	0	0
Games With 3+ Assists	0	0
Games With 3+ Blocks	0	0
Games With 3+ Steals	0	0
Games With 3+ Three-Pointers	0	0

## GAME-BY-GAME STATISTICS

Opponent	Date	GS	Min	FG-A	Pct.	3FG-A	Pct.	FT-A	Pct.	Off-Def-Tot	PF	Ast	TO	Blk	Stl	Pts
NICHOLLS	11/4		DNP													
VALPARAISO	11/7		DNP													
at Louisville	11/11		DNP													
EASTERN ILLINOIS	11/14		DNP													
vs. Michigan State	11/18		DNP													
LOYOLA (MD)	11/21		DNP													
TENNESSEE TECH	11/26		DNP													
NORTH CAROLINA	12/2		DNP													
vs. Gonzaga	12/5		DNP													
NC CENTRAL	12/9		DNP													
INDIANA	12/13		DNP													
vs. St. John's	12/20		DNP													
BELLARMINE	12/23		DNP													
at Alabama*	1/3		DNP													
MISSOURI*	1/7		DNP													
MISSISSIPPI STATE*	1/10		DNP													
at LSU*	1/14		DNP													
at Tennessee*	1/17		DNP													
TEXAS*	1/21		DNP													



Meet the Cats

## CAREER STATISTICS

Year	GP-GS	Min-Avg	FG-FGA	Pct	3FG-FGA	Pct	FT-FTA	Pct	Off-Def-Tot-Avg	PF-FO	Ast	TO	Blk	Stl	Pts	Avg
2025-26																
Career																



23



# MOUHAMED DIOUBATE

JR. | Forward | 6-7 | 220  
Queens, N.Y. | University of Alabama  
Communication

X: @MoDioubate | IG: @onewayup\_mo

- Tallied nine points and had six rebounds, including the game-clinching snare on the defensive end to preserve the win against Texas
- Had 10 points and tied for team best with six rebounds in road win at Tennessee. Was team-high +16 in the win
- Tied for team lead with eight boards, also scoring six points, at Alabama
- Posted his second 20-point effort in a win over Bellarmine. He also added team highs in blocks (3) and steals (2)
- Returned from an ankle injury to post 14 points, 12 rebounds and five steals in the win over Indiana. He's the first player in college basketball to have a game with those numbers this season
- Registered a double-double with 20 points and 11 boards in win over Eastern Illinois, going 8 of 9 from the field while also posting two steals and two blocks
- Scored 14 points and had five rebounds against Valparaiso
- Notched seven points and seven rebounds vs. Nicholls
- Played in all 37 games for Alabama, helping the team reach the Elite Eight as a No. 2 seed as a sophomore
- Averaged 7.2 points, 5.9 rebounds and 1.1 assists per game
- Recorded six double-doubles, including four against SEC opponents
- Led team in rebounding 10 times, including his career-high 16 boards against Houston
- Had a double-double with 18 points and 10 rebounds vs. Robert Morris in the opening round of the NCAA Tournament
- Scored eight points and added a trio of boards in the Blue-White Game for the White squad
- Appeared in 33 games on an Alabama team which reached the Final Four as a freshman. Scored nine of Alabama's final 15 points in its round of 32 win over Grand Canyon in the NCAA Tournament
- Won the National Prep Championship at Putnam Science Academy in high school
- Is a family friend and former AAU teammate of UK's Hamidou Diallo

## 2025-26 SEASON/CAREER HIGHS\*

Points	
Season	20, 2x last BELLARMINE (12/23/25)
Career	22, vs. VANDERBILT (1/21/25)
Rebounds	
Season	12, INDIANA (12/13/25)
Career	16, vs. Houston (11/26/24)
Field Goals	
Season	9, BELLARMINE (12/23/25)
Career	9, BELLARMINE (12/23/25)
Field Goals Attempted	
Season	11, 2x, last at Tennessee (1/17/26)
Career	11, 2x, last at Tennessee (1/17/26)
3-Point Field Goals	
Season	1, VALPARAISO (11/7/25)
Career	3, at Texas (2/11/25)
3-Point Field Goals Attempted	
Season	4, vs. Michigan State (11/18/25)
Career	4, vs. Michigan State (11/18/25)
Free Throws	
Season	6, INDIANA (12/13/25)
Career	6, vs. VANDERBILT (1/21/25)
Free Throws Attempted	
Season	10, INDIANA (12/13/25)
Career	10, INDIANA (12/13/25)
Assists	
Season	4, NICHOLLS (11/4/25)
Career	4, 2x last NICHOLLS (11/4/25)
Steals	
Season	5, INDIANA (12/13/25)
Career	5, INDIANA (12/13/25)
Blocked Shots	
Season	3, BELLARMINE (12/23/25)
Career	3, 4x last BELLARMINE (12/23/25)
Minutes Played	
Season	32, BELLARMINE (12/23/25)
Career	32, BELLARMINE (12/23/25)

MISCELLANEOUS	2025-26	CAREER*
Dunks	7	23
Double-Figure Scoring Games	6	21
Double-Figure Rebounding Games	2	9
Games With Double-Double	2	8
Games Led UK in Scoring	2	3
Games Led UK in Rebounding	4	15
Games Led UK in Assists	0	1
Games Led UK in Steals	4	16
Games Led UK in Blocks	5	19
Games With 3+ Assists	1	4
Games With 3+ Blocks	1	4
Games With 3+ Steals	1	3
Games With 3+ Three-Pointers	0	1

\*Includes Alabama statistics

## GAME-BY-GAME STATISTICS

Opponent	Date	GS	Min	FG-A	Pct.	3FG-A	Pct.	FT-A	Pct.	Off-Def-Tot	PF	Ast	TO	Blk	Stl	Pts
NICHOLLS	11/4	*	21	3-5	.600	0-1	.000	1-3	.333	2-5-7	0	4	2	0	1	7
VALPARAISO	11/7	*	20	5-8	.625	1-3	.333	3-4	.750	1-4-5	3	0	0	1	1	14
at Louisville	11/11	*	18	3-6	.500	0-2	.000	1-1	1.000	1-3-4	3	1	1	0	0	7
EASTERN ILLINOIS	11/14	*	22	8-9	.889	0-1	.000	4-5	.800	4-7-11	1	1	2	2	2	20
vs. Michigan State	11/18	*	21	4-9	.444	0-4	.000	2-2	1.000	0-2-2	1	0	1	1	1	10
LOYOLA (MD)	11/21		DNP													
TENNESSEE TECH	11/26		DNP													
NORTH CAROLINA	12/2		DNP													
vs. Gonzaga	12/5		DNP													
NC CENTRAL	12/9		DNP													
INDIANA	12/13		22	4-7	.571	0-0	.000	6-10	.600	7-5-12	3	0	0	0	5	14
St. John's	12/20	*	22	2-4	.500	1-2	.500	1-2	.500	1-4-5	2	0	4	2	0	6
BELLARMINE	12/23	*	32	9-11	.818	0-0	.000	2-4	.500	3-2-5	3	0	0	3	2	20
at Alabama*	1/3	*	21	2-6	.333	0-1	.000	2-4	.500	4-4-8	1	1	0	0	1	6
MISSOURI*	1/7	*	25	2-6	.333	0-0	.000	4-4	1.000	0-2-2	3	2	3	0	0	8
MISSISSIPPI STATE*	1/10	*	13	1-3	.333	0-1	.000	0-1	.000	2-3-5	0	1	0	0	0	2
at LSU*	1/14		12	1-2	.500	0-1	.000	0-0	.000	1-2-3	1	0	0	1	0	2
at Tennessee*	1/17		27	4-11	.364	0-1	.000	2-2	1.000	4-2-6	5	0	0	0	1	10
TEXAS*	1/21		16	2-3	.667	0-0	.000	5-6	.833	3-3-6	3	1	0	0	1	9



Mic'd up at Lexington  
Rescue Mission

## "Mo"tivational Quote of the Week

*"Every day may not be good, but there's something good in every day."*


Check back each week for a new quote!

## CAREER STATISTICS

Year	GP-GS	Min-Avg	FG-FGA	Pct	3FG-FGA	Pct	FT-FTA	Pct	Off-Def-Tot-Avg	PF-FO	Ast	TO	Blk	Stl	Pts	Avg
2023-24	33-0	256-7.8	36-76	.474	1-11	.091	24-51	.471	34-45-79-2.4	39-0	14	13	16	10	97	2.9
2024-25	37-0	591-16.0	100-162	.617	12-26	.462	56-92	.609	70-149-219-5.9	89-4	42	40	25	35	268	7.2
2025-26	14-10	291-20.8	50-90	.556	2-17	.118	33-48	.688	33-48-81-5.8	29-1	11	13	10	15	135	9.6
Career	84-10	1138-13.5	186-328	.567	15-54	.278	113-191	.592	137-242-379-4.5	157-5	67	66	51	60	500	6.0



24



# MALACHI MORENO

FR. | Center | 7-0 | 250  
Georgetown, Ky. | Great Crossing High School  
Business Administration- Marketing

X: @malachimoreno24 | IG: @malachi.moreno

- Had eight points, four rebounds, and career highs in assists (6) and blocks (5) in the win over Texas. He's the first Wildcat with that stat line since Nerlens Noel vs. Texas A&M on Jan. 12, 2013
- Posted six boards and four blocks, including the game-saving rejection, in road win at Tennessee
- Drained a game-winning buzzer-beater at LSU to lift Kentucky to a come-from-behind win. He had 10 points, a team-high eight rebounds, and added two steals and a blocked shot in the victory
- Became the first 7-footer in Division I since at least 1996-97 to notch 17 points, eight rebounds, six assists and four steals with his performance against Mississippi State. Also became just the third UK player since 1996-97 to reach those numbers, joining Shai Gilgeous-Alexander and Rajon Rondo
- Had a game-high three blocks to go with nine points and four boards vs. Missouri
- Led the team with nine rebounds to go along with eight points and two blocks in a win over St. John's
- Contributed three points, two rebounds, a career-high four steals and a team-best two blocks in the win over Indiana
- Scored 14 points and had seven rebounds in win over NC Central
- Had eight points and nine boards to go along with three blocks and two steals vs. UNC
- Recorded his second double-double with 13 points and 11 rebounds vs. Tennessee Tech. He also added three assists, two blocks and a steal in the win
- Scored 10 points and secured eight rebounds while blocking a career-best four shots vs. Loyola (MD)
- Was perfect from the field (3-3) and the line (2-2) to finish with eight points and five rebounds at Louisville
- Led team in scoring (18) and rebounding (10) on his way to his first career double-double vs. Valparaiso
- Attended Great Crossing High School where he earned Mr. Kentucky Basketball honors after leading school to state title as a senior. He averaged 21.5 points, 14.9 rebounds, 3.6 blocks and 3.5 assists during senior season
- Brother, Michael, was a standout player at Eastern Kentucky, where he became the first player in program history to score at least 1,500 points and grab 900 rebounds
- Lists cooking as an off-the-court talent

## 2025-26 SEASON/CAREER HIGHS

<b>Points</b>	
Season	18, VALPARAISO (11/7/25)
Career	18, VALPARAISO (11/7/25)
<b>Rebounds</b>	
Season	11, TENNESSEE TECH (11/26/25)
Career	11, TENNESSEE TECH (11/26/25)
<b>Field Goals</b>	
Season	8, 2x last MISSISSIPPI STATE (1/10/26)
Career	8, 2x last MISSISSIPPI STATE (1/10/26)
<b>Field Goals Attempted</b>	
Season	14, VALPARAISO (11/7/25)
Career	14, VALPARAISO (11/7/25)
<b>3-Point Field Goals</b>	
Season	-
Career	-
<b>3-Point Field Goals Attempted</b>	
Season	1, 2x last TEXAS (1/21/26)
Career	1, 2x last TEXAS (1/21/26)
<b>Free Throws</b>	
Season	7, vs. Michigan State (11/18/25)
Career	7, vs. Michigan State (11/18/25)
<b>Free Throws Attempted</b>	
Season	8, vs. Michigan State (11/18/25)
Career	8, vs. Michigan State (11/18/25)
<b>Assists</b>	
Season	6, 2x last TEXAS (1/21/26)
Career	6, 2x last TEXAS (1/21/26)
<b>Steals</b>	
Season	4, 2x last MISSISSIPPI STATE (1/10/26)
Career	4, 2x last MISSISSIPPI STATE (1/10/26)
<b>Blocked Shots</b>	
Season	5, TEXAS (1/21/26)
Career	5, TEXAS (1/21/26)
<b>Minutes Played</b>	
Season	31, NORTH CAROLINA (12/2/25)
Career	31, NORTH CAROLINA (12/2/25)

MISCELLANEOUS	2025-26	CAREER*
Dunks	35	35
Double-Figure Scoring Games	7	7
Double-Figure Rebounding Games	2	2
Games With Double-Double	2	2
Games Led UK in Scoring	1	1
Games Led UK in Rebounding	10	10
Games Led UK in Assists	4	4
Games Led UK in Steals	2	2
Games Led UK in Blocks	11	11
Games With 3+ Assists	6	6
Games With 3+ Blocks	5	5
Games With 3+ Steals	2	2
Games With 3+ Three-Pointers	0	0

## GAME-BY-GAME STATISTICS

Opponent	Date	GS	Min	FG-A	Pct.	3FG-A	Pct.	FT-A	Pct.	Off-Def-Tot	PF	Ast	TO	Blk	Stl	Pts
NICHOLLS	11/4		17	2-5	.400	0-0	.000	1-6	.167	4-5-9	0	1	1	0	0	5
VALPARAISO	11/7		21	8-14	.571	0-0	.000	2-4	.500	3-7-10	0	3	0	1	0	18
at Louisville	11/11		17	3-3	1.000	0-0	.000	2-2	1.000	1-4-5	1	0	2	0	0	8
EASTERN ILLINOIS	11/14		20	4-7	.571	0-0	.000	3-5	.600	3-3-6	1	2	1	0	0	11
vs. Michigan State	11/18		20	1-2	.500	0-0	.000	7-8	.875	2-2-4	0	3	2	1	0	9
LOYOLA (MD)	11/21	*	23	5-10	.500	0-0	.000	0-1	.000	3-5-8	0	2	0	4	1	10
TENNESSEE TECH	11/26	*	25	4-5	.800	0-0	.000	5-6	.833	4-7-11	0	3	1	2	1	13
NORTH CAROLINA	12/2	*	31	2-2	1.000	0-0	.000	4-6	.667	2-7-9	3	0	0	3	2	8
vs. Gonzaga	12/5	*	24	2-6	.333	0-1	.000	1-1	1.000	1-1-2	3	1	1	0	1	5
NC CENTRAL	12/9	*	27	7-9	.778	0-0	.000	0-0	.000	2-5-7	3	0	2	2	0	14
INDIANA	12/13	*	21	0-0	.000	0-0	.000	3-4	.750	1-1-2	1	3	0	2	4	3
St. John's	12/20	*	22	4-6	.667	0-0	.000	0-0	.000	5-4-9	4	1	2	2	0	8
BELLARMINE	12/23	*	17	1-1	1.000	0-0	.000	4-4	1.000	1-2-3	0	0	0	0	0	6
at Alabama*	1/3	*	16	2-2	1.000	0-0	.000	0-0	.000	2-2-4	1	0	0	0	0	4
MISSOURI*	1/7		22	3-4	.750	0-0	.000	3-4	.750	2-2-4	2	1	2	3	0	9
MISSISSIPPI STATE*	1/10	*	28	8-10	.800	0-0	.000	1-2	.500	6-2-8	3	6	1	0	4	17
at LSU*	1/14	*	20	4-7	.571	0-0	.000	2-3	.667	1-7-8	4	2	1	1	2	10
at Tennessee*	1/17	*	22	1-4	.250	0-0	.000	1-3	.333	2-4-6	4	2	0	4	0	3
TEXAS*	1/21	*	26	2-6	.333	0-1	.000	4-5	.800	3-1-4	4	6	2	5	0	8




Back in Blue with  
Karl-Anthony Towns

## CAREER STATISTICS

Year	GP-GS	Min-Avg	FG-FGA	Pct	3FG-FGA	Pct	FT-FTA	Pct	Off-Def-Tot-Avg	PF-FO	Ast	TO	Blk	Stl	Pts	Avg
2025-26	19-13	418-22.0	63-103	.612	0-2	.000	43-64	.672	48-71-119-6.3	34-0	36	18	30	15	169	8.9
Career	19-13	418-22.0	63-103	.612	0-2	.000	43-64	.672	48-71-119-6.3	34-0	36	18	30	15	169	8.9







# REECE POTTER

JR. | Foward | 7-1 | 230  
Lexington, Ky. | Miami University  
Communication

X: @ReecePotter18 | IG: @reece\_potter35

- Head coach Mark Pope announced prior to the Valpo game that Potter plans to redshirt in 2025-26
- Had four points, two rebounds and an assist in the Blue-White Game for the White squad
- Appeared in 30 games for the RedHawks as a sophomore and averaged 6.5 points and 3.7 rebounds
- Had 21 blocked shots on the season
- Tallied 15 points and eight rebounds in the opening game of the Mid-American Conference Tournament against Eastern Michigan
- Played in 26 games and made 11 starts as a freshman
- Played at Lexington Catholic High School where he was named the 2023 Lexington Player of the Year by the Lexington Herald-Leader and was a finalist for Mr. Kentucky Basketball
- Was named the 11th Region's Player of the Year as a senior, averaging 17.9 points and 8.7 rebounds for the District 43 champs while serving as a team captain



Post Blue-White



Follow Friday

## 2025-26 SEASON/CAREER HIGHS\*

<b>Points</b>	
Season	-
Career	19, SACRED HEART (12/22/24)
<b>Rebounds</b>	
Season	-
Career	8, 3x last vs. E. Michigan (3/13/25)
<b>Field Goals</b>	
Season	-
Career	8, SACRED HEART (12/22/24)
<b>Field Goals Attempted</b>	
Season	-
Career	13, BOWLING GREEN (1/16/24)
<b>3-Point Field Goals</b>	
Season	-
Career	3, 2x last SACRED HEART (12/22/24)
<b>3-Point Field Goals Attempted</b>	
Season	-
Career	5, 2x last BALL STATE (3/7/25)
<b>Free Throws</b>	
Season	-
Career	6, WILBEFORCE (12/29/23)
<b>Free Throws Attempted</b>	
Season	-
Career	8, WILBEFORCE (12/29/23)
<b>Assists</b>	
Season	-
Career	5, at Ball State (1/7/25)
<b>Steals</b>	
Season	-
Career	3, KENT STATE (2/21/25)
<b>Blocked Shots</b>	
Season	-
Career	3, 2x last W. MICHIGAN (1/11/25)
<b>Minutes Played</b>	
Season	-
Career	24, 2x last vs. E. Michigan (3/13/25)

MISCELLANEOUS	2025-26	CAREER*
Dunks	0	23
Double-Figure Scoring Games	0	11
Double-Figure Rebounding Games	0	0
Games With Double-Double	0	0
Games Led UK in Scoring	0	3
Games Led UK in Rebounding	0	3
Games Led UK in Assists	0	2
Games Led UK in Steals	0	5
Games Led UK in Blocks	0	14
Games With 3+ Assists	0	6
Games With 3+ Blocks	0	2
Games With 3+ Steals	0	1
Games With 3+ Three-Pointers	0	2

\*includes Miami (OH) statistics

## GAME-BY-GAME STATISTICS

Opponent	Date	GS	Min	FG-A	Pct.	3FG-A	Pct.	FT-A	Pct.	Off-Def-Tot	PF	Ast	TO	Blk	Stl	Pts
NICHOLLS	11/4		DNP													
VALPARAISO	11/7		DNP													
at Louisville	11/11		DNP													
EASTERN ILLINOIS	11/14		DNP													
vs. Michigan State	11/18		DNP													
LOYOLA (MD)	11/21		DNP													
TENNESSEE TECH	11/26		DNP													
NORTH CAROLINA	12/2		DNP													
vs. Gonzaga	12/5		DNP													
NC CENTRAL	12/9		DNP													
INDIANA	12/13		DNP													
St. John's	12/20		DNP													
BELLARMINE	12/23		DNP													
at Alabama*	1/3		DNP													
MISSOURI*	1/7		DNP													
MISSISSIPPI STATE*	1/10		DNP													
at LSU*	1/14		DNP													
at Tennessee*	1/17		DNP													
TEXAS*	1/21		DNP													

## CAREER STATISTICS

Year	GP-GS	Min-Avg	FG-FGA	Pct	3FG-FGA	Pct	FT-FTA	Pct	Off-Def-Tot-Avg	PF-FO	Ast	TO	Blk	Stl	Pts	Avg
2023-24	26-11	367-14.1	59-134	.440	15-33	.455	23-37	.622	22-56-78-3.0	44-1	28	29	14	7	156	6.0
2024-25	30-0	512-17.1	75-161	.466	22-60	.367	24-40	.600	39-71-110-3.7	71-3	35	31	21	12	196	6.5
2025-26																
Career	56-11	879-15.7	134-295	.454	37-93	.398	47-77	.610	61-127-188-3.4	115-4	63	60	35	19	352	6.3



# BOX SCORES

## GAME 1 #9/9 KENTUCKY 77, NICHOLLS 51



Official Basketball Box Score - Final  
**Nicholls at Kentucky**  
11/04/25 Rupp Arena, Lexington  
2025-26 Men's Basketball

Game Time: 7:01 PM  
Game Duration: 1:55  
Attendance: 19,289

Officials: KB Burdett, Jr., Byron Jarrett, Errol Lewis

Nicholls - 51 Record: 0-1

NO.	Name	Min	FG		3P	FT	Rebounds		Fouls		TP	AS	TO	ST	Blocks		+/-	
			M-A	M-A	M-A	OR	DR	OT	PF	FD					BS	BA		
3	Jaylen Searles	F 12:23	1-5	0-2	0-0	1	1	2	2	1	2	0	1	0	0	0	-22	
5	Sincere Malone	F 31:31	2-6	0-3	4-4	0	2	2	4	3	8	1	1	2	0	0	-21	
1	Trae English	G 31:39	1-9	0-4	6-7	0	1	1	1	6	8	4	3	1	0	2	-24	
21	Nick Krass	G 24:31	0-1	0-1	0-0	1	1	2	3	0	0	1	1	0	0	0	-20	
22	Jalik Dunkley	G 22:39	3-9	0-2	4-7	0	4	4	4	4	10	1	0	0	0	1	-7	
24	Zee Hamoda	24:53	2-7	2-6	0-0	0	2	2	1	1	6	0	0	2	0	0	-19	
9	Zaiden Cross	15:27	0-4	0-3	0-0	0	4	4	0	0	0	0	0	2	0	0	-8	
0	Jalin Rice	13:38	5-6	2-2	1-2	0	2	2	2	2	13	0	2	0	1	0	-2	
2	Christian Winborne	03:29	0-1	0-1	0-0	0	0	0	0	0	0	0	0	0	0	0	-6	
7	Grant Sanders	16:29	2-3	0-0	0-0	1	5	6	1	0	4	2	0	2	0	0	-4	
6	Jordan Matthews	01:07	0-0	0-0	0-0	0	0	0	0	0	0	0	0	0	0	0	1	
8	Kevin Pazzmino	01:07	0-1	0-0	0-0	0	1	1	0	0	0	0	0	0	0	0	1	
25	Domanic Betancourt	01:07	0-1	0-0	0-0	1	0	1	0	0	0	0	0	0	0	0	1	
Team						1	2	3	0	0	0	0	0	0	0	0		
Totals				16-53	4-24	15-22	5	25	30	18	17	51	9	11	8	1	3	-26

Major Fouls: NONE

Kentucky - 77 Record: 1-0

NO.	Name	Min	FG		3P		FT		Rebounds		Fouls		TP	AS	TO	ST	Blocks		+/-
			M-A	M-A	M-A	M-A	M-A	M-A	OR	DR	PF	FD					BS	BA	
9	Trent Noah	F 09:07	0-2	0-2	0-0	0	2	2	0	0	0	0	0	0	1	0	0	0	4
10	Brandon Garrison	F 23:11	4-6	0-1	0-0	1	4	5	3	1	8	1	1	1	1	0	0	0	15
23	Mouhamed Dioubate	F 21:04	3-5	0-1	1-3	2	5	7	0	5	7	4	2	1	0	0	0	0	20
00	Otega Owah	G 21:16	4-9	1-2	4-5	1	2	3	2	4	13	0	3	1	0	0	0	0	16
5	Collin Chandler	G 24:24	5-8	4-7	1-2	1	1	2	2	2	15	4	2	2	1	0	0	0	16
2	Jasper Johnson	22:18	3-7	1-4	4-5	1	0	1	3	2	11	4	2	1	1	0	0	0	10
24	Malachi Moreno	16:49	2-5	0-0	1-6	4	5	9	0	3	5	1	1	0	0	0	0	0	11
1	Denzel Aberdeen	23:07	4-9	1-5	1-1	0	5	5	3	1	10	6	0	0	0	0	0	0	20
3	Kam Williams	17:57	1-3	0-2	0-0	0	2	2	0	2	0	2	1	1	0	0	0	0	13
4	Andrija Jelavic	18:33	3-8	0-3	0-0	0	5	5	2	0	6	0	1	0	0	0	0	0	7
11	Walker Horn	01:07	0-0	0-0	0-0	0	0	0	0	0	0	0	0	0	0	0	0	0	-1
20	Zach Tow	01:07	0-0	0-0	0-0	0	0	0	0	0	0	0	0	0	0	0	0	0	-1
Team									5	5	10	0	0	0	0	0	0	0	0
Totals			29-62	7-27	12-22	15	36	51	17	18	77	21	13	7	3	1	26		

Major Fouls: NONE

NIC		UKY	
Biggest lead	0 (1 <sup>st</sup> 20:00)	32 (2 <sup>nd</sup> 5:12)	
Best Scoring Run	5 (2 <sup>nd</sup> 4:12)	11 (2 <sup>nd</sup> 10:57)	
Lead Changes	0	4	8
Times Tied	0		
Time with Lead	00:00	37:52	

Points from	NIC	UKY
Turnovers	8	7
Paint	20	42
Second Chance	4	8
Fast Breaks	6	20
Bench	23	34

Period by Period Scoring			
	1st	2nd	TOT
NIC	15	36	51
UKY	28	49	77

Shooting By Period

1 <sup>st</sup> FG%	10-31	32.3%
3PT%	2-16	12.5%
FT%	6-13	46.2%
2 <sup>nd</sup> FG%	19-31	61.3%
3PT%	5-11	45.5%
FT%	6-9	66.7%
GM FG%	29-62	46.8%
3PT%	7-27	25.9%
FT%	12-22	54.5%

Dead Ball Rebounds: 3.0

## GAME 3 #12/12 LOUISVILLE 96, #9/8 KENTUCKY 88



Official Basketball Box Score - Final  
**#9 Kentucky at #12 Louisville**  
11/11/25 KFC Yum! Center, Louisville, KY  
2025-26 Men's Basketball

Game Time: 8:01 PM  
Game Duration: 2:22  
Attendance: 22,586

Officials: Ron Groover, A.J. Dessi, Courtney Green

#9 Kentucky - 88 Record: 2-1

NO.	Name	Min	FG		3P		FT		Rebounds		Fouls		TP	AS	TO	ST	Blocks		+/-
			M-A	M-A	M-A	M-A	M-A	M-A	OR	DR	PF	FD					BS	BA	
10	Brandon Garrison	F 22:48	1-2	0-0	1-2	2	4	6	2	3	3	1	0	0	0	0	0	0	-3
23	Mouhamed Dioubate	F 17:34	3-6	0-2	1-1	1	3	4	3	3	7	1	1	0	0	0	0	0	-15
00	Otega Owah	G 28:04	4-13	1-6	3-4	1	4	5	5	5	12	2	5	2	1	1	0	0	-16
1	Denzel Aberdeen	G 30:52	10-20	4-10	2-3	2	5	7	1	3	26	3	1	1	0	0	0	0	3
5	Collin Chandler	G 25:01	4-7	4-6	0-0	1	5	6	5	0	12	2	2	0	0	0	0	0	-9
15	Jaland Lowe	29:35	2-6	2-5	3-4	1	0	1	3	3	9	5	3	1	1	2	0	0	-3
24	Malachi Moreno	17:12	3-3	0-0	2-2	1	4	5	1	2	8	0	2	0	0	0	0	0	-5
2	Jasper Johnson	06:28	0-4	0-4	0-0	0	1	1	0	0	0	0	0	0	0	0	0	0	-3
4	Andrija Jelavic	10:02	3-3	0-0	0-0	1	0	1	0	0	6	0	0	0	0	0	0	0	-4
3	Kam Williams	12:24	2-2	1-1	0-0	1	3	4	1	0	5	0	0	0	0	0	0	0	11
Team									2	0	2	0	0	0	0	0	0	0	0
Totals			32-68	12-34	12-16	13	29	42	21	19	88	14	14	4	3	3	8		

Major Fouls: NONE

#12 Louisville - 96 Record: 3-0

NO.	Name	Min	FG		3P		FT		Rebounds		Fouls		TP	AS	TO	ST	Blocks		+/-
			M-A	M-A	M-A	M-A	M-A	M-A	OR	DR	PF	FD					BS	BA	
9	Khani Rooths	F 10:47	0-1	0-1	0-0	0	0	0	0	0	0	0	0	0	1	0	0	0	3
13	Sananda Fru	F 25:22	4-4	0-0	2-2	3	4	7	3	2	10	3	1	0	0	2	0	0	11
0	Mikel Brown Jr.	G 32:41	8-16	3-10	10-11	0	2	2	0	6	29	5	1	0	0	0	0	0	2
3	Ryan Conwell	G 31:49	6-16	4-10	8-12	1	0	1	4	6	24	2	0	2	0	0	0	0	9
10	Isaac McNeely	G 30:42	3-8	3-7	0-0	0	5	5	4	0	9	2	1	2	0	0	0	0	4
1	V'Jonae Hadley	27:05	4-6	1-2	0-4	2	6	8	3	3	9	3	1	2	1	1	0	0	10
14	Adrian Woolley	17:29	3-11	2-7	1-2	1	4	5	1	3	9	0	2	0	0	2	0	0	3
15	Aly Khalifa	14:38	2-4	0-2	0-0	2	2	4	2	1	4	0	4	0	3	0	0	0	-3
11	Kobe Rodgers	07:19	1-3	0-1	0-0	2	1	3	2	0	2	1	0	1	0	0	0	0	6
7	Kasean Pryor	02:08	0-0	0-0	0-0	1	1	2	0	0	0	0	0	0	0	0	0	0	-5
Team									1	2	3	0	0	0	0	0	0	0	0
Totals			31-69	13-40	21-31	13	27	40	19	21	96	20	6	11	3	3	8		

Major Fouls: NONE

UK		LOU	
Biggest lead	3 (1 <sup>st</sup> 11:39)	20 (2 <sup>nd</sup> 12:24)	
Best Scoring Run	8 (1 <sup>st</sup> 2:23)	13 (1 <sup>st</sup> 7:51)	
Lead Changes	6		
Times Tied	1		
Time with Lead	01:41	37:51	

Points from	UK	LOU
Turnovers	10	19
Paint	40	36
Second Chance	16	12
Fast Breaks	6	4
Bench	28	24

Period by Period Scoring			
	1st	2nd	TOT
UK	46	42	88
LOU	53	43	96

Shooting By Period

1 <sup>st</sup> FG%	19-37	51.4%
3PT%	7-20	35.0%
FT%	8-10	80%
2 <sup>nd</sup> FG%	12-32	37.5%
3PT%	6-20	30.0%
FT%	19-21	61.9%
GM FG%	31-69	44.9%
3PT%	13-40	32.5%
FT%	21-31	67.7%

Dead Ball Rebounds: 6.0

## GAME 2 #9/9 KENTUCKY 107, VALPO 59



Official Basketball Box Score - Final  
**Valparaiso at Kentucky**  
11/07/25 Rupp Arena, Lexington  
2025-26 Men's Basketball

Game Time: 7:01 PM  
Game Duration: 1:55  
Attendance: 20,016

Officials: Chuck Jones, Josue Nieves, R.E. Cly

		UNC	UKY			Major Fouls: NON			
<b>Biggest lead</b>		3 (1 <sup>st</sup> 11:46)	6 (1 <sup>st</sup> 15:23)	<b>Points from Turnovers</b>		UNC	UKY	<b>Period by Period Scoring</b>	
<b>Best Scoring Run</b>		6 (1 <sup>st</sup> 05:04)	6 (1 <sup>st</sup> 15:23)	<b>Paint</b>				<b>1st</b>	<b>2nd</b>
<b>Lead Changes</b>		14		<b>Second Chance</b>		UNC	31	36	67
<b>Times Tied</b>		9		<b>Fast Breaks</b>		UKY	31	33	64
<b>Time with Lead</b>		08:29	25:05	<b>Bench</b>					

# BOX SCORES

## GAME 9

#11/11 GONZAGA 94, #18/18 KENTUCKY 59



Official Basketball Box Score - Final  
**Gonzaga at Kentucky**  
12/05/25 Bridgestone Arena, Nashville  
2025-26 Men's Basketball

Game Time: 6:00 PM  
Game Duration: 2:11  
Attendance: 18,507

Officials: Courtney Green, Pat Adams, Marques Pettigrew

Gonzaga - 94

Record: 8-1

NO. Name	Min	FG M-A	3P M-A	FT M-A	Rebounds OR DR TOT	Fouls PF FO	TP	AS	TO	ST	Blocks BS BA	+/-
2 Steele Venters	F 20:06	1-4	1-4	0-0	0 0 0	1 0	3	3	0	1	0 0	20
5 Emmanuel Innocenti	F 23:16	2-2	1-1	0-0	1 5 6	2 0	5	6	0	0	0 0	23
15 Graham Ike	F 30:06	11-18	1-1	5-6	5 5 10	3 7	28	3	2	1	0 0	36
34 Braden Huff	F 30:46	9-11	0-0	2-3	2 0 2	2 2	20	3	2	1	0 0	27
17 Mario Saint-Supery	G 21:01	2-5	2-4	0-0	0 3 3	2 1	6	2	1	0	0 0	15
3 Braeden Smith	18:59	4-7	1-2	2-3	0 6 6	1 2	11	6	2	2	0 0	20
7 Tylon Grant-Foster	15:56	1-5	0-1	2-2	1 2 3	3 1	4	0	1	0	1 0	12
23 Adam Miller	17:27	4-6	3-5	0-0	4 4 4	1 0	11	1	0	0	0 0	11
8 Jalen Warley	15:37	2-3	0-0	2-2	1 4 5	3 3	6	0	1	0	0 0	4
24 Ismaila Diagne	03:31	0-0	0-0	0-0	1 1 0	1 0	0	0	0	0	0 0	3
4 Davis Fogle	03:15	0-2	0-0	0-0	0 0 0	0 0	0	0	0	0	0 0	4
Team					0 3 0	0 0	0	0	0	0		
Totals		36-63	9-18	13-16	10 33 43	18 17	94	24	9	5	1 0	35

Major Fouls: NONE

Kentucky - 59

Record: 5-4

NO. Name	Min	FG M-A	3P M-A	FT M-A	Rebounds OR DR TOT	Fouls PF FO	TP	AS	TO	ST	Blocks BS BA	+/-
24 Malachi Moreno	C 24:16	2-6	0-1	1-1	1 1 2	3 1	5	1	1	1	0 0	-32
00 Otega Owheh	G 28:44	3-7	1-3	9-10	1 4 5	2 5	16	5	1	2	0 0	-25
1 Denzel Aberdeen	G 25:02	3-12	1-4	1-3	2 0 2	1 2	8	2	1	0	0 0	-19
3 Kam Williams	G 15:11	0-3	0-3	0-0	0 2 2	2 1	0	0	2	0	0 0	-13
5 Collin Chandler	G 29:02	3-8	2-7	3-4	0 2 2	1 3	11	1	1	3	0 0	-25
4 Andrija Jelavic	15:12	0-6	0-6	0-0	3 1 4	0 0	0	0	3	0	0 0	-18
10 Brandon Garrison	16:20	2-3	1-1	0-0	1 1 2	5 0	5	0	1	0	0 0	-9
15 Jaland Lowe	14:14	0-5	0-2	1-2	0 1 1	0 2	1	1	1	0	0 0	-12
2 Jasper Johnson	18:28	2-7	1-4	3-4	1 2 3	3 3	8	1	0	0	0 0	-12
9 Trent Noah	13:31	1-3	1-3	2-2	1 3 4	0 1	5	1	0	0	0 0	-10
Team					2 2 4	0 0	0	0	0	0		
Totals		16-60	7-34	20-26	12 19 31	17 18	59	12	11	6	0 1	-35

Major Fouls: NONE

	GNZ	UKY
Biggest lead	37 (2 <sup>nd</sup> 0:31)	0 (1 <sup>st</sup> 20:00)
Best Scoring Run	10 (1 <sup>st</sup> 12:12)	6 (2 <sup>nd</sup> 11:52)
Lead Changes	2	0
Times Tied	0	0
Time with Lead	39:48	00:00

Points from	GNZ	UKY
Turnovers	10	8
Paint	46	18
Second Chance	10	15
Fast Breaks	8	11
Bench	32	19

Period by Period Scoring	1st	2nd	TOT
GNZ	43	51	94
UKY	20	39	59

Shooting By Period	1st	FG%	17-34	50.0%
1st FG%	17-34	50.0%		
3PT%	3-11	27.3%		
FT%	6-8	75%		
2nd FG%	19-29	65.5%		
3PT%	6-7	85.7%		
FT%	7-8	87.5%		
GM FG%	36-63	57.1%		
3PT%	9-18	50.0%		
FT%	13-16	81.3%		

Dead Ball Rebounds: 1, 0

## GAME 10

RV/RV KENTUCKY 103, NC CENTRAL 67



Official Basketball Box Score - Final  
**N.C. Central at Kentucky**  
12/09/25 Rupp Arena, Lexington  
2025-26 Men's Basketball

Game Time: 7:01 PM  
Game Duration: 1:43  
Attendance: 19,247

Officials: Todd Austin, Jim Howard, Lucas Santos

N.C. Central - 67

Record: 3-9

NO. Name	Min	FG M-A	3P M-A	FT M-A	Rebounds OR DR TOT	Fouls PF FO	TP	AS	TO	ST	Blocks BS BA	+/-
7 Khouri Carvey	F 27:38	7-9	0-0	1-3	1 4 5	2 3	15	1	4	0	0 0	-17
22 Ramondo Battle II	F 20:50	3-7	2-5	0-0	0 2 2	3 0	8	0	0	0	0 0	-9
2 Donte Johnson	G 21:13	1-2	0-1	0-0	0 2 2	1 0	2	5	2	1	0 0	-30
5 Tekoa Carpenter	G 19:40	1-4	0-2	2-2	1 0 1	1 2	4	1	0	0	0 0	-5
11 Gage Lattimore	G 36:24	4-16	1-7	5-6	0 6 6	3 4	14	1	1	1	0 0	-7
21 Kelochi Okworgwo	10:54	1-3	0-0	0-0	1 0 1	0 0	2	0	1	1	0 0	-28
1 Kyric Davis	16:05	1-2	0-0	2-2	1 0 1	0 4	3	1	1	0	0 0	-19
8 Jae Slack	19:10	2-5	0-1	1-2	0 1 1	1 2	5	0	0	1	0 0	-23
10 Ryan Archey	11:00	1-5	1-1	2-2	0 0 0	1 1	5	3	3	1	0 0	-4
3 Khalil Arnold	06:23	2-2	2-2	0-0	0 0 0	0 0	6	0	1	0	0 0	-3
12 Justin Edwards	07:47	1-2	0-0	0-0	0 2 2	0 0	2	2	0	1	0 0	-3
4 Camren Daniels	01:28	0-0	0-0	0-0	0 0 0	0 0	0	0	0	0	0 0	-3
9 Gbenga Olubi	01:28	0-0	0-0	0-0	0 0 0	0 0	0	0	0	0	0 0	-3
Team					3 2 5	0 0	0	0	0	0		
Totals		24-57	6-19	13-17	7 19 26	12 16	67	13	7	0	5	-36

Major Fouls: NONE

Kentucky - 103

Record: 6-4

NO. Name	Min	FG M-A	3P M-A	FT M-A	Rebounds OR DR TOT	Fouls PF FO	TP	AS	TO	ST	Blocks BS BA	+/-
9 Trent Noah	F 26:00	4-8	3-6	0-0	2 4 6	3 0	11	3	0	1	0 0	21
24 Malachi Moreno	C 26:35	7-9	0-0	0-0	2 5 7	3 1	14	0	2	0	2 0	26
00 Otega Owheh	G 27:07	9-12	3-4	0-1	2 5 7	0 2	21	1	0	4	1 0	8
1 Denzel Aberdeen	G 23:56	4-7	0-2	0-0	0 2 2	0 0	8	5	2	1	0 0	25
5 Collin Chandler	G 31:59	2-5	1-4	2-2	0 5 5	2 1	7	8	1	1	0 0	12
10 Brandon Garrison	07:10	1-2	0-1	3-3	0 0 0	0 3	5	2	2	1	0 0	5
2 Jasper Johnson	18:42	6-10	2-4	8-8	0 2 2	2 3	22	2	0	0	0 0	30
4 Andrija Jelavic	15:03	4-6	2-4	0-0	1 2 3	2 2	10	0	0	1	0 0	12
15 Jaland Lowe	07:57	0-0	0-0	0-0	0 0 0	0 0	0	2	1	0	0 0	14
3 Kam Williams	12:35	1-4	0-3	0-0	0 3 3	2 0	2	3	0	0	1 0	12
11 Walker Horn	01:28	0-0	0-0	0-0	0 0 0	0 0	0	1	1	0	0 0	-3
20 Zach Tow	01:28	1-1	1-1	0-0	0 0 0	0 0	3	0	0	0	0 0	-3
Team					0 1 1	0 0	0	0	0	0		
Totals		39-64	12-29	13-14	7 29 36	16 12	103	27	9	9	5 0	36

Major Fouls: NONE

	NCC	UKY
Biggest lead	0 (1 <sup>st</sup> 20:00)	39 (2 <sup>nd</sup> 0:32)
Best Scoring Run	5 (1 <sup>st</sup> 16:01)	16 (1 <sup>st</sup> 3:41)
Lead Changes	0	0
Times Tied	0	0
Time with Lead	00:00	39:44

Points from	NCC	UKY
Turnovers	13	27
Paint	30	52
Second Chance	7	11
Fast Breaks	15	34
Bench	24	42

Period by Period Scoring	1st	2nd	TOT
NCC	31	36	67
UKY	52	51	103

## GAME 11

RV/RV KENTUCKY 72, RV/RV INDIANA 60



Official Basketball Box Score - Final  
**Indiana at Kentucky**  
12/10/25 Rupp Arena, Lexington  
2025-26 Men's Basketball

Game Time: 7:45 PM  
Game Duration: 2:15  
Attendance: 20,061

Officials: Doug Shows, Owen Short, Michael Reed

Indiana - 60

Record: 8-3

NO. Name	Min	FG M-A	3P M-A	FT M-A	Rebounds OR DR TOT	Fouls PF FO	TP	AS	TO	ST	Blocks BS BA	+/-
4 Sam Alexis	F 30:06	3-4	0-0	0-0	2 3 5	4 0	6	1	3	0	2 0	-12
12 Tucker DeVries	F 35:00	4-13	1-9	6-6	2 5 7	5 5	15	3	4	1	1 0	-2
3 Lamar Wilkerson	G 21:41	5-11	2-5	3-4	0 2 2	4 2	15	0	1	0	1 0	-6
5 Connor Enright	G 30:07	0-3	0-2	0-0	0 5 5	4 1	0	1	1	1	0 0	-13
6 Tayton Conerway	G 24:16	3-6	1-3	4-6	0 1 1	2 3	11	1	4	0	0 0	-8
1 Reed Bailey	06:07	0-1	0-0	0-0	1 0 1	3 0	0	1	1	0	0 0	1
11 Trent Sisley	26:02	0-3	0-2	6-6	1 6 7	2 3	6	1	1	0	0 0	-14
7 Nick Dorn	22:09	0-3	0-3	7-7	1 4 5	0 4	7	0	2	0	0 0	-6
0 Jasai Miles	01:49	0-0	0-0	0-0	0 0 0	0 0	0	0	0	0	0 0	-2
13 Aleksa Ristic	00:22	0-0	0-0	0-0	0 0 0	0 0	0	0	0	0	0 0	1
30 Ian Stephens	00:22	0-0	0-0	0-0	0 0 0	0 0	0	0	0	0	0 0	1
Team					1 3 4	0 0	0	0	1	0	0 0	
Totals		15-44	4-24	26-29	8 29 37	24 18	60	8	18	2	3 4	-12

Major Fouls: NONE

Kentucky - 72

Record: 7-4

NO. Name	Min	FG M-A	3P M-A	FT M-A	Rebounds OR DR TOT	Fouls PF FO	TP	AS	TO	ST	Blocks BS BA	+/-
9 Trent Noah	F 11:26	1-3	0-2	2-2	0 0 0	1 2	4	2	0	0	0 0	-2
24 Malachi Moreno	C 21:10	0-0	0-0	3-4	1 1 2	1 2	3	0	4	2	0 0	-1
00 Otega Owheh	G 32:44	2-9	1-2	5-8	2 2 4	3 4	10	1	0	2	0 1	10
1 Denzel Aberdeen	G 24:54	3-7	1-1	2-4	0 1 1	2 2	9	0	1	0	0 0	-8
5 Collin Chandler	G 16:11	1-7	0-2	2-2	0 2 2	1 2	4	0	0	0	0 0	-8
3 Kam Williams	24:17	3-5	1-2	2-2	2 0 2	2 1	9	0	0	0	1 0	15
10 Brandon Garrison	20:26	3-6	0-2	0-0	2 3 5	4 0	6	2	2	1	1 0	7
15 Jaland Lowe	24:01	5-13	0-3	3-6	0 5 5	1 5	13	2	0	1	0 0	24
2 Jasper Johnson	02:46	0-2	0-1	0-0	0 0 0	0 0	0	0	0	0	0 0	5
23 Mouhamed Dioubate	22:04	4-7	0-0	6-10	7 5 12	3 6	14	0	0	5	0 0	18
Team					0 1 1	0 0	0	0	1	0		
Totals		22-58	3-15	25-38	14 20 34	18 24	72	10	4	13	4 3	12

Major Fouls: NONE

	IU	UKY
Biggest lead	9 (1 <sup>st</sup> 1:17)	14 (2 <sup>nd</sup> 0:21)
Best Scoring Run	7 (1 <sup>st</sup> 1:17)	10 (2 <sup>nd</sup> 10:44)
Lead Changes	10	
Times Tied	8	
Time with Lead	22:40	13:37



# BOX SCORES

## GAME 13 RV/RV KENTUCKY 99, BELLARME 85



Official Basketball Box Score - Final  
**Bellarmine at Kentucky**  
12/23/25 Rupp Arena, Lexington  
2025-26 Men's Basketball

Game Time: 1:01 PM  
Game Duration: 2:01  
Attendance: 19,706

Officials: Courtney Green, Jason Baker, Anthony Eades

Bellarmine - 85

Record: 5-7

NO. Name	Min	FG M-A	3P M-A	FT M-A	Rebounds OR DR TOT	Fouls PF FD	TP	AS	TO	ST	Blocks BS BA	+/-
11 Brian Waddell	F 30:37	5-10	0-1	6-6	0 2 2	3 3	16	2	2	1	0 2	-12
23 Sam Donald	F 16:21	1-4	1-3	0-0	1 0 1	4 0	3	2	0	1	0 0	-6
32 Jack Karasinski	F 30:00	6-9	3-5	9-10	0 4 4	0 7	24	2	4	0	0 0	-7
8 Kenyon Goodin	G 31:37	3-5	1-3	4-4	0 0 0	4 3	11	4	1	0	0 0	-13
22 Darius Bolden	G 20:42	0-2	0-1	0-2	1 0 1	3 2	10	2	2	3	0 1	-3
24 Michael Wilson Jr.	20:22	5-9	0-1	6-7	3 2 5	0 5	16	0	1	1	0 2	-7
2 Tyler Doyle	22:05	1-2	0-1	1-1	0 2 2	2 1	3	2	1	0	0 0	-13
7 Donovan Hunter	14:40	4-6	2-3	0-0	1 1 2	3 0	10	1	0	1	0 0	-7
10 Grant Whitaker	04:33	1-1	0-0	0-0	1 1 2	0 0	2	0	0	0	0 0	-1
5 Myles Watkins	04:15	0-0	0-0	0-0	0 0 0	1 1	0	0	0	1	0 0	-4
0 Tommy Clark	01:36	0-0	0-0	0-0	0 1 1	0 0	0	0	0	0	0 0	1
4 Grant Neal	01:36	0-1	0-0	0-0	0 0 0	0 0	0	0	0	0	0 0	1
44 Jacob Wassler	01:36	0-1	0-1	0-0	0 0 0	0 0	0	0	0	0	0 0	1
Team					2 4 6	0 0	0	1				
Totals		26-50	7-19	26-30	9 17 26	20 22	85	15	12	8	0 5	-14

Major Fouls: Bolden (TF) 2<sup>nd</sup> 3:11

Kentucky - 99

Record: 9-4

NO. Name	Min	FG M-A	3P M-A	FT M-A	Rebounds OR DR TOT	Fouls PF FD	TP	AS	TO	ST	Blocks BS BA	+/-
23 Mouhamed Dioubate	F 31:30	9-11	0-0	2-4	3 2 5	3 4	20	0	0	2	3 0	13
24 Malachi Moreno	C 16:58	1-1	0-0	4-4	1 2 3	0 6	0	0	0	0	0 0	6
00 Otega Owheh	G 32:41	2-7	0-2	6-8	2 6 8	2 5	10	10	4	2	0 0	-14
1 Denzel Aberdeen	G 24:33	5-8	4-7	0-0	0 2 2	3 0	14	4	1	0	0 0	5
5 Collin Chandler	G 18:44	1-4	1-4	1-2	1 1 2	2 1	4	3	0	2	0 0	9
2 Jasper Johnson	22:16	4-6	3-5	0-0	1 2 3	3 2	11	7	1	0	1 0	3
21 Jayden Quaintance	06:06	1-2	0-0	2-4	1 1 2	1 3	4	0	2	0	0 0	-3
3 Kam Williams	21:30	8-10	8-10	2-2	0 1 1	4 1	26	0	0	1	0 0	9
9 Trent Noah	08:30	1-3	0-2	0-0	0 1 1	2 0	2	0	0	0	0 0	1
10 Brandon Garrison	08:10	0-0	0-0	0-0	1 0 1	1 1	0	0	1	1	0 0	6
4 Andrija Jelavic	07:02	1-2	0-0	0-0	1 0 1	2 0	2	0	1	0	1 0	7
Team					0 0 0	0 0	0	0				
Totals		33-56	16-30	17-24	11 18 29	23 19	99	24	10	8	5 0	14

Major Fouls: Dioubate (TF) 2<sup>nd</sup> 3:11

	BEL	UKY
Biggest lead	4 (1 <sup>st</sup> 17:50)	18 (2 <sup>nd</sup> 10:51)
Best Scoring Run	6 (1 <sup>st</sup> 3:24)	9 (2 <sup>nd</sup> 10:51)
Lead Changes	4	
Times Tied	4	
Time with Lead	02:30	36:05

Points from	BEL	UKY
Turnovers	18	19
Paint	38	34
Second Chance	11	15
Fast Breaks	9	19
Bench	31	45

Period by Period Scoring			
	1st	2nd	TOT
BEL	38	47	85
UKY	46	53	99

Shooting By Period		
1 <sup>st</sup> FG%	16-29	55.2%
3PT%	7-16	43.8%
FT%	7-9	77.8%
2 <sup>nd</sup> FG%	17-27	63.0%
3PT%	9-14	64.3%
FT%	10-15	66.7%
GM FG%	33-56	58.9%
3PT%	16-30	53.3%
FT%	17-24	70.8%
Dead Ball Rebounds:	2	9

## GAME 14 #14/15 ALABAMA 89, RV/RV KENTUCKY 74



Official Basketball Box Score - Final  
**Kentucky at Alabama**  
01/03/26 Coleman Coliseum, Tuscaloosa  
2025-26 Men's Basketball

Game Time: 11:00 AM  
Game Duration: 2:16  
Attendance: 13,474

Officials: Joe Lindsay, Courtney Green, Lucas Santos

Kentucky - 74

Record: 9-5 (0-1)

NO. Name	Min	FG M-A	3P M-A	FT M-A	Rebounds OR DR TOT	Fouls PF FD	TP	AS	TO	ST	Blocks BS BA	+/-
23 Mouhamed Dioubate	F 21:15	2-6	0-1	2-4	4 4 8	1 3	6	1	0	1	0 0	-4
24 Malachi Moreno	C 15:30	2-2	0-0	0-0	2 2 4	1 0	4	0	0	0	0 0	6
00 Otega Owheh	G 35:55	8-16	1-4	5-7	2 6 8	3 5	22	3	2	1	0 0	-12
1 Denzel Aberdeen	G 26:54	1-7	0-3	5-5	0 1 1	4 4	7	1	2	0	0 0	-5
5 Collin Chandler	G 17:48	1-4	1-2	0-0	0 2 2	1 0	3	1	1	1	0 1	-4
21 Jayden Quaintance	24:00	2-4	0-0	1-4	1 5 6	2 4	5	1	2	1	0 1	-20
10 Brandon Garrison	09:03	0-0	0-0	1-2	0 1 1	3 1	1	0	0	0	3 0	-11
15 Jaland Lowe	27:08	8-16	1-5	4-5	0 3 3	2 5	21	2	3	2	1 1	-18
3 Kam Williams	16:25	1-4	1-4	2-2	1 0 1	2 1	5	0	0	0	1 0	-4
2 Jasper Johnson	06:02	0-0	0-0	0-0	0 0 0	0 0	0	0	1	0	0 0	-3
Team					1 2 3	0 0	0	1				
Totals		25-59	4-19	20-29	12 25 37	19 23	74	9	12	6	5 3	-15

Major Fouls: NONE

Alabama - 89

Record: 11-3 (1-0)

NO. Name	Min	FG M-A	3P M-A	FT M-A	Rebounds OR DR TOT	Fouls PF FD	TP	AS	TO	ST	Blocks BS BA	+/-
5 Amari Allen	F 30:44	4-8	3-4	0-0	6 3 9	4 1	11	3	3	1	1 1	8
22 Aiden Sherrell	F 09:29	1-3	0-2	1-1	0 3 3	2 1	3	2	0	0	1 0	12
0 Labaron Philon	G 27:57	6-16	0-6	5-6	0 4 4	3 5	17	3	1	3	0 2	-1
2 Aiden Holloway	G 33:42	7-11	6-8	6-8	0 4 4	2 7	26	5	3	1	0 0	20
3 Latrel Wrightsell Jr.	G 32:22	2-10	1-7	0-0	0 1 1	2 1	5	1	0	1	0 1	12
10 Kellenn Bristow	11:36	0-0	0-0	0-0	1 2 3	3 0	0	1	1	0	0 0	-10
95 Houston Mallette	22:17	5-7	4-6	0-0	2 3 5	3 1	14	0	1	0	0 0	10
6 London Jermison	11:01	1-3	1-2	0-0	2 4 2	1 3	3	0	0	0	0 1	6
1 Jalil Betha	02:37	0-2	0-0	0-0	0 0 0	1 1	0	0	0	0	0 0	3
15 Noah Williamson	18:15	5-7	0-1	0-1	2 2 4	1 1	10	2	0	2	1 0	15
Team					1 3 4	0 0	0	1				
Totals		31-67	15-38	12-16	14 27 41	23 19	89	17	10	8	3 5	15

Major Fouls: NONE

	UK	ALA
Biggest lead	5 (1 <sup>st</sup> 19:04)	21 (1 <sup>st</sup> 2:22)
Best Scoring Run	9 (2 <sup>nd</sup> 6:23)	9 (1 <sup>st</sup> 15:48)
Lead Changes	1	
Times Tied	1	
Time with Lead	01:20	36:16

Points from	UK	ALA
Turnovers	15	14
Paint	36	32
Second Chance	15	13
Fast Breaks	14	4
Bench	32	27

Period by Period Scoring			
	1st	2nd	TOT
UK	34	40	74
ALA	50	39	89

Shooting By Period		
1 <sup>st</sup> FG%	17-33	51.5%
3PT%	10-22	45.5%
FT%	6-7	85.7%
2 <sup>nd</sup> FG%	14-34	41.2%
3PT%	5-16	31.3%
FT%	6-9	66.7%
GM FG%	31-67	46.3%
3PT%	15-38	39.5%
FT%	12-16	75.0%
Dead Ball Rebounds:	1	0

## GAME 15 MISSOURI 73, RV/RV KENTUCKY 68



Official Basketball Box Score - Final  
**Missouri at Kentucky**  
01/07/26 Rupp Arena, Lexington  
2025-26 Men's Basketball

Game Time: 7:01 PM  
Game Duration: 2:12  
Attendance: 19,085

Officials: Doug Shaws, Pat Adams, Rob Rorke

Missouri - 73

Record: 12-3 (2-0)

NO. Name	Min	FG M-A	3P M-A	FT M-A	Rebounds OR DR TOT	Fouls PF FD	TP	AS	TO	ST	Blocks BS BA	+/-
25 Mark Mitchell	F 36:49	7-15	1-1	6-7	0 1 1	1 6	21	4	1	0	0 2	5
15 Shawn Phillips Jr.	C 22:16	4-5	0-0	0-0	0 1 1	4 1	8	1	2	0	2 1	13
0 Anthony Robinson II	G 36:23	4-9	0-3	1-3	1 3 4	2 4	9	10	3	2	0 1	3
17 Jayden Stone	G 26:23	6-10	3-6	5-7	0 7 7	0 3	20	1	1	0	0 0	2
35 Jacob Crews	G 15:30	1-3	1-3	0-0	0 0 1	1 1	3	0	0	1	1 0	-5
45 Luke Northweather	02:37	0-0	0-0	0-0	0 0 0	0 0	0	0	0	0	0 0	0
5 T.O. Barrett	17:23	3-3	0-0	1-1	0 1 1	4 1	7	1	2	0	0 0	3
11 Trent Pierce	27:18	2-5	1-4	0-0	1 4 5	3 0	5	3	1	4	1 0	-10
24 Nicholas Randall	10:29	0-1	0-0	0-0	4 4 3	0 0	0	0	1	1	0 0	-10
6 Amnor Boateng	04:52	0-1	0-0	0-0	0 2 2	1 2	0	0	0	0	0 0	3
Team					2 1 3	0 0	0	0	1			
Totals		27-52	6-17	13-18	4 25 29	19 18	73	20	12	8	4 4	5

Major Fouls: NONE

Kentucky - 68

Record: 9-6 (0-2)

NO. Name	Min	FG M-A	3P M-A	FT M-A	Rebounds OR DR TOT	Fouls PF FD	TP	AS	TO	ST	Blocks BS BA	+/-
21 Jayden Quaintance	F 17:54	0-1	0-0	1-4	1 3 4	0 4	1	1	2	1	1 0	-9
23 Mouhamed Dioubate	F 24:37	2-6	0-0	4-4	0 2 2	3 3	8	2	0	0	0 1	-1
00 Otega Owheh	G 35:15	6-11	3-4	5-8	1 4 5	3 5	20	4	1	4	0 0	-1
1 Denzel Aberdeen	G 27:51	3-7	1-2	0-0	1 2 3	1 0	7	4	1	0	0 0	2
15 Jaland Lowe	G 28:17	2-11	1-5	4-4	1 3 4	2 4	9	1	2	0	0 2	2
24 Malachi Moreno	21:42	3-4	0-0	3-4	2 2 4	2 2	9	1	2	0	3 0	6
3 Kam Williams	27:53	3-8	2-7	0-0	0 1 1	1 1	8	0	1	1	0 0	-15
5 Collin Chandler	05:26	0-0	0-0	0-0	0 0 0	2 0	0	0	1	1	0 0	-6
10 Brandon Garrison	11:05	3-3	0-0	0-0	0 4 4	0 4	6	2	1	0	0 0	-5
Team					2 2 4	0 0	0	0	1			
Totals		22-51	7-18	17-24	8 23 31	18 19	68	16	13	7	4 4	-5

Major Fouls: Team (TF) 1<sup>st</sup> 1:23

	MIZ	UKY
Biggest lead	7 (1 <sup>st</sup> 8:19)	8 (2 <sup>nd</sup> 4:37)
Best Scoring Run	8 (2 <sup>nd</sup> 0:02)	11 (2 <sup>nd</sup> 17:53)
Lead Changes	11	
Times Tied	8	
Time with Lead	16:00	17:23

Points from	MIZ	UKY
Turnovers	17	11
Paint	40	28
Second Chance	4	8
Fast Breaks	7	24
Bench	12	23

# BOX SCORES

## GAME 17 KENTUCKY 75, LSU 74



Official Basketball Box Score - Final  
**Kentucky at LSU**  
01/14/26 Maravich Assembly Center, Baton Rouge  
2025-26 Men's Basketball

Game Time: 6:00 PM  
Game Duration: 2:27  
Attendance: 8,671

Officials: Joe Lindsay, Steven Anderson, A.J. Desai

Kentucky - 75 Record: 11-6 (2-2)

NO. Name	Min	FG M-A	3P M-A	FT M-A	Rebounds OR DR TOT	Fouls PF FD	TP	AS	TO	ST	Blocks BS BA	+/-
4 Andrija Jelavic	21:01	4-7	2-4	1-2	2 3 5	1 4	11	0	1	1	0 0	5
24 Malachi Moreno	C 20:22	4-7	0-0	2-3	1 7 8	4 4	2 10	2	1	2	1 2	10
00 Otega Oweth	G 36:40	6-13	3-6	6-10	0 4 4	2 5	21	1	2	2	0 1	6
1 Denzel Aberdeen	G 34:18	5-8	2-3	5-5	0 1 1	3 3	17	4	1	0	0 0	6
3 Kam Williams	G 28:21	2-6	1-3	0-0	0 0 0	5 0	5	2	0	1	0 1	2
5 Collin Chandler	24:21	3-6	2-4	1-2	2 1 3	2 1	9	3	1	1	0 1	2
10 Brandon Garrison	14:57	0-3	0-0	0-0	0 3 3	1 1	0	2	1	0	0 0	-12
23 Mouhamed Dioubate	11:47	1-2	0-1	0-0	1 2 3	1 1	2	0	0	0	1 0	-9
2 Jasper Johnson	08:13	0-4	0-2	0-0	0 0 0	0 0	0	0	0	0	0 1	-8
Team					1 1 2	0 0	0	2				
Totals	25:56	10-23	15-22	7 22	29 19 75	14 9	7 3	6	1			

Shooting By Period
1 <sup>st</sup> FG% 8-30 26.7%
3PT% 2-12 16.7%
FT% 4-8 50%
2 <sup>nd</sup> FG% 17-26 65.4%
3PT% 8-11 72.7%
FT% 11-14 78.6%
GM FG% 25-56 44.6%
3PT% 10-23 43.5%
FT% 15-22 68.2%

Dead Ball Rebounds: 6, 0

Major Fouls: NONE

LSU - 74 Record: 12-5 (0-4)

NO. Name	Min	FG M-A	3P M-A	FT M-A	Rebounds OR DR TOT	Fouls PF FD	TP	AS	TO	ST	Blocks BS BA	+/-
8 Pablo Tamba	F 28:38	3-4	2-2	2-6	1 3 4	4 4	10	2	0	0	1 1	4
10 Marquel Sutton	F 29:51	5-9	3-4	3-4	1 5 6	3 2	16	0	1	0	0 0	4
1 Michael Nwoko	C 19:47	1-2	0-0	1-2	1 1 2	2 2	3	0	3	1	1 0	-2
3 Max Mackinnon	G 37:19	4-16	2-7	6-6	0 3 3	0 3	16	3	2	0	0 2	-2
4 Rashad King	G 27:26	5-6	0-1	2-2	1 2 3	2 2	12	1	4	1	2 0	-2
6 Robert Miller III	23:26	3-3	0-0	0-2	3 4 7	4 2	6	2	1	2	2 0	5
2 Jalen Reece	29:39	2-7	2-5	5-6	0 5 5	2 4	11	4	1	0	0 0	0
0 Mazi Mosley	03:54	0-0	0-0	0-0	0 0 0	0 0	0	0	0	0	0 0	-2
Team					0 2 2	0 0	0	0				
Totals	23:47	9-19	19-28	7 25	32 17 19	74 12	14 6	3	-1			

Shooting By Period
1 <sup>st</sup> FG% 12-25 48.0%
3PT% 5-10 50.0%
FT% 9-14 64.3%
2 <sup>nd</sup> FG% 11-22 50.0%
3PT% 4-9 44.4%
FT% 10-14 71.4%
GM FG% 23-47 48.9%
3PT% 9-19 47.4%
FT% 19-28 67.9%

Dead Ball Rebounds: 4, 0

Major Fouls: NONE

	UKY	LSU
Biggest lead	1 (2 <sup>nd</sup> 3:55)	18 (2 <sup>nd</sup> 19:22)
Best Scoring Run	9 (2 <sup>nd</sup> 17:06)	12 (1 <sup>st</sup> 11:25)
Lead Changes	5	
Times Tied	2	
Time with Lead	01:10	35:37

Points from	UKY	LSU
Turnovers	16	11
Paint	26	22
Second Chance	11	8
Fast Breaks	15	7
Bench	11	17

Period by Period Scoring			
	1st	2nd	TOT
UKY	22	53	75
LSU	38	36	74

## GAME 18 KENTUCKY 80, #24/RV TENNESSEE 78



Official Basketball Box Score - Final  
**Kentucky at Tennessee**  
01/17/26 Ford Gy Center, Knoxville, Tennessee  
2025-2026 Men's Basketball

Game Time: 12:01 PM  
Game Duration: 2:27  
Attendance: 21,678

Officials: Don Daly, Owen Shortt, Vladimir Voyard-Tadi

Kentucky - 80 Record: 12-6 (3-2)

NO. Name	Min	FG M-A	3P M-A	FT M-A	Rebounds OR DR TOT	Fouls PF FD	TP	AS	TO	ST	Blocks BS BA	+/-
4 Andrija Jelavic	F 11:47	2-4	1-1	0-0	0 1 1	0 0	5	1	0	0	0 0	-14
24 Malachi Moreno	C 22:20	1-4	0-0	1-3	2 4 6	4 4	3	2	0	0	4 2	-4
00 Otega Oweth	G 30:37	3-11	1-5	5-9	2 0 2	3 5	12	1	3	2	1 1	-5
1 Denzel Aberdeen	G 29:12	7-11	3-6	5-6	0 0 0	2 4	22	2	0	2	0 0	8
3 Kam Williams	G 15:16	1-4	0-2	0-0	1 1 2	2 1	2	1	2	0	0 0	-9
2 Jasper Johnson	19:24	5-6	2-3	0-0	0 2 2	0 1	12	4	1	0	0 0	4
10 Brandon Garrison	17:43	1-2	0-0	0-0	1 1 2	2 0	2	1	0	0	0 0	5
5 Collin Chandler	23:43	4-6	4-6	0-1	0 3 3	4 1	12	2	1	3	1 0	10
9 Trent Noah	02:59	0-0	0-0	0-0	0 0 0	0 0	0	0	1	0	0 0	-1
23 Mouhamed Dioubate	26:59	4-11	0-1	2-2	4 2 6	5 3	10	0	0	1	0 1	16
Team					4 1 5	0 0	0	1				
Totals	28:59	11-24	13-21	14 15	29 22 19	80 14	9 8	6	4	2		

Shooting By Period
1 <sup>st</sup> FG% 10-23 43.5%
3PT% 5-14 35.7%
FT% 6-9 66.7%
2 <sup>nd</sup> FG% 18-36 50.0%
3PT% 6-10 60.0%
FT% 7-12 58.3%
GM FG% 28-59 47.5%
3PT% 11-24 45.8%
FT% 13-21 61.9%

Dead Ball Rebounds: 4, 0

Major Fouls: NONE

Tennessee - 78 Record: 12-6 (2-3)

NO. Name	Min	FG M-A	3P M-A	FT M-A	Rebounds OR DR TOT	Fouls PF FD	TP	AS	TO	ST	Blocks BS BA	+/-
10 Nate Ament	F 35:28	4-7	1-2	8-9	1 4 5	4 6	17	2	1	2	0 0	-8
23 Jaylen Carey	F 21:05	3-12	0-0	0-0	6 1 7	2 0	6	3	1	0	0 3	-2
34 Felix Okpara	C 26:30	2-3	0-0	1-2	2 4 6	4 4	5	0	0	0	1 0	-8
0 Ja'Kobi Gillespie	G 32:34	6-12	4-7	8-12	1 1 2	3 7	24	8	4	2	0 2	2
3 Bishop Boswell	G 26:02	1-3	1-2	1-3	1 2 3	2 2	4	1	2	0	0 1	1
1 Amari Evans	16:22	3-5	1-3	1-1	0 3 3	0 1	8	0	0	0	1 0	6
6 DeWayne Brown II	18:53	3-4	0-0	1-2	1 1 2	1 1	7	2	1	1	2 0	-1
13 J.P. Estrella	09:18	2-2	0-0	0-0	0 0 0	0 2	1	4	1	1	1 0	7
24 Troy Henderson	06:06	0-3	0-3	0-0	0 0 0	0 0	0	0	1	0	0 0	-3
77 Amaree Abram	04:51	1-2	1-2	0-0	0 1 1	1 0	3	0	1	0	0 0	-7
35 Ethan Burg	02:51	0-0	0-0	0-0	0 0 0	0 0	0	0	1	0	0 0	3
Team					4 3 7	0 0	0	0				
Totals	25:53	8-19	20-29	16 20	36 19	22 78	18	12	6	4	6	-2

Shooting By Period
1 <sup>st</sup> FG% 14-31 45.2%
3PT% 6-13 46.2%
FT% 8-12 66.7%
2 <sup>nd</sup> FG% 11-22 50.0%
3PT% 2-6 33.3%
FT% 12-17 70.6%
GM FG% 25-53 47.2%
3PT% 8-19 42.1%
FT% 20-29 69.0%

Dead Ball Rebounds: 6, 1

Major Fouls: NONE

	UK	TENN
Biggest lead	3 (2 <sup>nd</sup> 0:16)	17 (1 <sup>st</sup> 3:25)
Best Scoring Run	7 (1 <sup>st</sup> 1:43)	11 (1 <sup>st</sup> 13:46)
Lead Changes	1	
Times Tied	0	
Time with Lead	00:34	38:42

Points from	UK	TENN
Turnovers	15	12
Paint	30	30
Second Chance	19	7
Fast Breaks	10	13
Bench	36	22

Period by Period Scoring			
	1st	2nd	TOT
UK	31	49	80
TENN	42	36	78

## GAME 19 RV/RV KENTUCKY 85, TEXAS 80



Official Basketball Box Score - Final  
**Texas at Kentucky**  
01/24/26 Rupp Arena, Lexington  
2025-26 Men's Basketball

Game Time: 7:01 PM  
Game Duration: 2:12  
Attendance: 19,298

Officials: Doug Shows, KB Burdett, Tony Chazza

Texas - 80 Record: 11-8 (2-4)

NO. Name	Min	FG M-A	3P M-A	FT M-A	Rebounds OR DR TOT	Fouls PF FD	TP	AS	TO	ST	Blocks BS BA	+/-
3 Dailyn Swain	F 35:41	10-16	2-6	7-7	2 4 6	5 8	29	3	1	2	0 1	2
8 Matas Vokietaitis	C 30:49	5-14	0-0	5-6	6 5 11	3 4	15	1	2	0	1 4	-1
0 Jordan Pope	G 32:12	2-9	0-6	4-5	0 3 3	2 4	8	0	0	1	0 0	-13
7 Simeon Wilcher	G 26:18	1-3	0-2	0-0	0 1 1	2 1	2	2	1	1	0 1	5
12 Tramon Mark	G 25:49	6-11	0-2	0-0	2 2 4	3 0	12	2	3	2	0 1	-20
2 Chendall Weaver	29:28	6-9	0-2	2-2	0 3 3	3 2	14	0	0	0	0 0	3
23 Lassina Traore	11:33	0-2	0-0	0-0	1 0 1	4 0	0	1	0	0	0 0	-3
5 Camden Heide	08:10	0-0	0-0	0-0	0 0 0	1 0	0	0	1	0	0 0	2
Team					2 3 5	0 0	0	0				
Totals	30:64	2-18	18-20	13 21	34 23 19	80 9	8	6	1	7	-5	

Shooting By Period
1 <sup>st</sup> FG% 16-34 47.1%
3PT% 1-9 11.1%
FT% 7-8 87.5%
2 <sup>nd</sup> FG% 14-30 46.7%
3PT% 1-9 11.1%
FT% 11-12 91.7%
GM FG% 30-64 46.9%
3PT% 2-18 11.1%
FT% 18-20 90.0%

Dead Ball Rebounds: 0, 0

Major Fouls: Wilcher (F1) 2<sup>nd</sup> 10:18

Kentucky - 85 Record: 13-6 (4-2)

NO. Name	Min	FG M-A	3P M-A	FT M-A	Rebounds OR DR TOT	Fouls PF FD	TP	AS	TO	ST	Blocks BS BA	+/-
4 Andrija Jelavic	F 17:46	2-2	0-0	0-0	0 7 7	2 0	4	1	1	2	0 0	18
24 Malachi Moreno	C 26:20	2-6	0-1	4-5	3 1 4	4 4	8	6	2	0	5 1	19
00 Otega Oweth	G 36:14	8-20	0-4	2-2	2 1 3	4 1	18	0	0	1	0 0	8
1 Denzel Aberdeen	G 32:09	4-10	2-5	9-12	0 1 1	0 6	19	1	2	1	0 0	7
3 Kam Williams	G 15:31	2-3	1-2	4-4	0 1 1	1 2	9	1	1	0	0 0	6
10 Brandon Garrison	13:40	0-3	0-1	0-0	0 3 3	3 1	2	0	1	0	2 0	-14
23 Mouhamed Dioubate	15:49	2-3	0-0	5-6	3 3 6	3 4	9	1	0	1	0 0	-14
2 Jasper Johnson	07:51	0-2	0-1	0-0	0 0 0	0 0	0	0	1	1	0 0	-2
5 Collin Chandler	32:10	5-9	2-4	6-6	1 6 7	2 4	18	1	0	2	0 0	0
9 Trent Noah	02:30	0-0	0-0	0-0	0 2 2	2 0	0	0	1	0	0 0	-3
Team					1 1 2	0 0	0	0				
Totals	25:58	5-18	30-35	13 23	36 19 23	85 12	8 8	7	1	5		

Shooting By Period
1 <sup>st</sup> FG% 15-36 41.7%
3PT% 3-12 25.0%
FT% 7-8 87.5%
2 <sup>nd</sup> FG% 10-22 45.5%
3PT% 2-6 33.3%
FT% 23-27 85.2%
GM FG% 25-58 43.1%
3PT% 5-18 27.8%
FT% 30-35 85.7%

Dead Ball Rebounds: 4, 0

Major Fouls: NONE

	TEX	UKY
Biggest lead	3 (1 <sup>st</sup> 12:43)	11 (2 <sup>nd</sup> 5:48)
Best Scoring Run	7 (1 <sup>st</sup> 4:16)	8 (2 <sup>nd</sup> 18:40)
Lead Changes	11	
Times Tied	11	
Time with Lead	07:09	29:00



# 2025-26 Kentucky Men's Basketball Combined Team Statistics All games

Page 1/1  
as of Jan 22, 2026

## Game Records

Record	Overall	Home	Away	Neutral
ALL GAMES	13-6	10-2	2-2	1-2
CONFERENCE	4-2	2-1	2-1	0-0
NON-CONFERENCE	9-4	8-1	0-1	1-2

## Score by Periods

Team	1st	2nd	OT	TOT
Kentucky	708	870	0	1578
Opponents	661	682	0	1343

## Team Box Score

No.	Player				Total		3-Point		F-Throw		Rebounds											
		GP-GS	MIN	AVG	FG-FGA	FG%	3FG-3FGA	3FG%	FT-FTA	FT%	OFF	DEF	TOT	AVG	PF	DQ	A	TO	BLK	STL	PTS	AVG
00	OWEH, Otega	19-19	564:29	29.7	102-221	.462	22-64	.344	73-98	.745	19	65	84	4.4	43	1	50	34	7	38	299	15.7
1	ABERDEEN, Denzel	19-18	520:02	27.4	80-170	.471	28-72	.389	51-63	.810	11	40	51	2.7	30	0	58	25	2	16	239	12.6
23	DIOUBATE, Mouhamed	14-10	290:36	20.8	50-90	.556	2-17	.118	33-48	.688	33	48	81	5.8	29	1	11	13	10	15	135	9.6
5	CHANDLER, Collin	19-14	436:37	23.0	55-125	.440	34-82	.415	25-31	.806	8	47	55	2.9	41	1	44	15	7	23	169	8.9
24	MORENO, Malachi	19-13	418:10	22.0	63-103	.612	0-2	.000	43-64	.672	48	71	119	6.3	34	0	36	18	30	15	169	8.9
15	LOWE, Jaland	9-2	166:29	18.5	24-67	.358	5-24	.208	19-27	.704	3	16	19	2.1	12	0	22	8	2	6	72	8.0
3	WILLIAMS, Kam	19-7	378:31	19.9	44-98	.449	24-69	.348	19-20	.950	16	32	48	2.5	38	2	19	12	7	11	131	6.9
2	JOHNSON, Jasper	18-0	258:59	14.4	40-95	.421	19-50	.380	17-19	.895	6	19	25	1.4	20	0	41	16	2	2	116	6.4
4	JELAVIC, Andrija	15-3	228:36	15.2	36-73	.493	10-35	.286	3-5	.600	18	44	62	4.1	20	0	7	11	5	6	85	5.7
21	QUAINTANCE, Jayden	4-1	67:13	16.8	8-14	.571	0-0	.000	4-13	.308	8	12	20	5.0	5	0	2	6	3	2	20	5.0
10	GARRISON, Brandon	19-5	293:42	15.5	35-64	.547	2-10	.200	10-16	.625	21	45	66	3.5	40	1	23	17	11	8	82	4.3
9	NOAH, Trent	14-3	159:57	11.4	17-36	.472	12-30	.400	8-9	.889	6	24	30	2.1	15	0	10	6	1	7	54	3.9
20	TOW, Zach	7-0	08:20	1.2	1-1	1.000	1-1	1.000	1-2	.500	0	0	0	0.0	1	0	0	0	0	0	4	0.6
11	HORN, Walker	7-0	08:20	1.2	1-6	.167	1-6	.167	0-0	.000	0	1	1	0.1	0	0	1	2	0	0	3	0.4
Team											28	32	60					10				
Total		19	3800		556-1163	.478	160-462	.346	306-415	.737	225	496	721	37.9	328	6	324	193	87	149	1578	83.1
Opponents		19	3800		463-1104	.419	135-449	.301	282-379	.744	191	433	624	32.8	335	5	273	223	55	124	1343	70.7

## Team Statistics

	UK	OPP
<b>Scoring</b>	<b>1578</b>	<b>1343</b>
Points per game	83.1	70.7
Scoring margin	+12.4	-
<b>Field goals-att</b>	<b>556-1163</b>	<b>463-1104</b>
Field goal pct	.478	.419
<b>3 point fg-att</b>	<b>160-462</b>	<b>135-449</b>
3-point FG pct	.346	.301
3-pt FG made per game	8.4	7.1
<b>Free throws-att</b>	<b>306-415</b>	<b>282-379</b>
Free throw pct	.737	.744
F-Throws made per game	16.1	14.8
<b>Rebounds</b>	<b>721</b>	<b>624</b>
Rebounds per game	37.9	32.8
Rebounding margin	+5.1	-
<b>Assists</b>	<b>324</b>	<b>273</b>
Assists per game	17.1	14.4
<b>Turnovers</b>	<b>193</b>	<b>223</b>
Turnovers per game	10.2	11.7
Turnover margin	+1.6	-
Assist/turnover ratio	1.7	1.2
<b>Steals</b>	<b>149</b>	<b>124</b>
Steals per game	7.8	6.5
<b>Blocks</b>	<b>87</b>	<b>55</b>
Blocks per game	4.6	2.9
<b>Winning streak</b>	<b>4</b>	<b>-</b>
Home win streak	2	-
<b>Attendance</b>	<b>235822</b>	<b>66409</b>
Home games-Avg/Game	12-19652	4-16602
Neutral site-Avg/Game	-	3-18262

## Team Results

Date	Opponent		Score	Att.
11/04/2025	Nicholls	W	77-51	19289
11/07/2025	Valparaiso	W	107-59	20016
11/11/2025	at Louisville	L	88-96	22586
11/14/2025	Eastern Ill.	W	99-53	20000
11/18/2025	vs Michigan St.	L	66-83	19327
11/21/2025	Loyola Maryland	W	88-46	19764
11/26/2025	Tennessee Tech	W	104-54	19602
12/02/2025	North Carolina	L	64-67	20029
12/05/2025	vs Gonzaga	L	59-94	18507
12/09/2025	N.C. Central	W	103-67	19247
12/13/2025	Indiana	W	72-60	20061
12/20/2025	vs St. John's (NY)	W	78-66	16951
12/23/2025	Bellarmine	W	99-85	19706
01/03/2026	at Alabama	L	74-89	13474
01/07/2026	Missouri	L	68-73	19085
01/10/2026	Mississippi St.	W	92-68	19725
01/14/2026	at LSU	W	75-74	8671
01/17/2026	at Tennessee	W	80-78	21678
01/21/2026	Texas	W	85-80	19298



# 2025-26 Kentucky Men's Basketball Combined Team Statistics In Conference games

Page 1/1  
as of Jan 22, 2026

## Game Records

Record	Overall	Home	Away	Neutral
ALL GAMES	4-2	2-1	2-1	0-0
CONFERENCE	4-2	2-1	2-1	0-0
NON-CONFERENCE	0-0	0-0	0-0	0-0

## Score by Periods

Team	1st	2nd	OT	TOT
Kentucky	203	271	0	474
Opponents	242	220	0	462

## Team Box Score

No.	Player				Total		3-Point		F-Throw		Rebounds															
		GP-GS	MIN	AVG	FG-FGA	FG%	3FG-3FGA	3FG%	FT-FTA	FT%	OFF	DEF	TOT	AVG	PF	DQ	A	TO	BLK	STL	PTS	AVG				
00	OWEH, Otega	6-6	206:52	34.5	41-88	.466	10-27	.370	23-36	.639	7	18	25	4.2	18	0	14	9	2	15	115	19.2				
1	ABERDEEN, Denzel	6-6	183:53	30.6	25-52	.481	10-22	.455	28-32	.875	1	6	7	1.2	11	0	16	8	0	3	88	14.7				
15	LOWE, Jaland	3-2	58:12	19.4	10-27	.370	2-10	.200	8-11	.727	1	6	7	2.3	4	0	4	3	1	3	30	10.0				
24	MORENO, Malachi	6-5	134:39	22.4	20-33	.606	0-1	.000	11-17	.647	16	18	34	5.7	18	0	17	6	13	6	51	8.5				
5	CHANDLER, Collin	6-1	122:20	20.4	15-33	.455	10-21	.476	9-11	.818	3	13	16	2.7	13	0	8	4	1	9	49	8.2				
3	WILLIAMS, Kam	6-3	133:28	22.2	14-33	.424	7-21	.333	8-8	1.000	5	5	10	1.7	12	1	6	7	1	4	43	7.2				
23	DIOUBATE, Mouhamed	6-3	113:04	18.8	12-31	.387	0-4	.000	13-17	.765	14	16	30	5.0	13	1	5	3	1	3	37	6.2				
4	JELAVIC, Andrija	4-3	67:12	16.8	9-16	.563	4-8	.500	1-2	.500	3	15	18	4.5	4	0	3	3	1	4	23	5.8				
2	JOHNSON, Jasper	5-0	51:35	10.3	7-16	.438	3-7	.429	0-0	.000	0	2	2	0.4	0	0	4	3	0	1	17	3.4				
21	QUAINTANCE, Jayden	2-1	41:54	20.9	2-5	.400	0-0	.000	2-8	.250	2	8	10	5.0	2	0	2	4	1	2	6	3.0				
10	GARRISON, Brandon	6-0	79:39	13.3	7-15	.467	0-2	.000	1-3	.333	6	10	16	2.7	12	0	7	3	6	0	15	2.5				
11	HORN, Walker	1-0	00:48	0.8	0-1	.000	0-1	.000	0-0	.000	0	1	1	1.0	0	0	0	0	0	0	0	0.0				
9	NOAH, Trent	3-0	05:35	1.9	0-0	.000	0-0	.000	0-0	.000	0	2	2	0.7	2	0	0	2	0	0	0	0.0				
20	TOW, Zach	1-0	00:48	0.8	0-0	.000	0-0	.000	0-0	.000	0	0	0	0.0	0	0	0	0	0	0	0	0.0				
Team											10	10	20					5								
Total		6	1200		162-350	.463	46-124	.371	104-145	.717	68	130	198	33.0	109	2	86	60	27	50	474	79.0				
Opponents		6	1200		163-339	.481	43-131	.328	93-125	.744	63	137	200	33.3	113	1	91	69	22	38	462	77.0				

## Team Statistics

	UK	OPP
<b>Scoring</b>	<b>474</b>	<b>462</b>
Points per game	79.0	77.0
Scoring margin	+2.0	-
<b>Field goals-att</b>	<b>162-350</b>	<b>163-339</b>
Field goal pct	.463	.481
<b>3 point fg-att</b>	<b>46-124</b>	<b>43-131</b>
3-point FG pct	.371	.328
3-pt FG made per game	7.7	7.2
<b>Free throws-att</b>	<b>104-145</b>	<b>93-125</b>
Free throw pct	.717	.744
F-Throws made per game	17.3	15.5
<b>Rebounds</b>	<b>198</b>	<b>200</b>
Rebounds per game	33.0	33.3
Rebounding margin	-0.3	-
<b>Assists</b>	<b>86</b>	<b>91</b>
Assists per game	14.3	15.2
<b>Turnovers</b>	<b>60</b>	<b>69</b>
Turnovers per game	10.0	11.5
Turnover margin	+1.5	-
Assist/turnover ratio	1.4	1.3
<b>Steals</b>	<b>50</b>	<b>38</b>
Steals per game	8.3	6.3
<b>Blocks</b>	<b>27</b>	<b>22</b>
Blocks per game	4.5	3.7
<b>Winning streak</b>	<b>4</b>	<b>-</b>
Home win streak	2	-
<b>Attendance</b>	<b>58108</b>	<b>43823</b>
Home games-Avg/Game	3-19369	3-14608
Neutral site-Avg/Game	-	0-0

## Team Results

Date	Opponent		Score	Att.
01/03/2026	at Alabama	L	74-89	13474
01/07/2026	Missouri	L	68-73	19085
01/10/2026	Mississippi St.	W	92-68	19725
01/14/2026	at LSU	W	75-74	8671
01/17/2026	at Tennessee	W	80-78	21678
01/21/2026	Texas	W	85-80	19298





# 2025-26 Kentucky Men's Basketball Combined Team Statistics Specific games

Page 1/1  
as of Jan 22, 2026

## Game Records

Record	Overall	Home	Away	Neutral
ALL GAMES	4-1	2-1	2-0	0-0
CONFERENCE	4-1	2-1	2-0	0-0
NON-CONFERENCE	0-0	0-0	0-0	0-0

## Score by Periods

Team	1st	2nd	OT	TOT
Kentucky	169	231	0	400
Opponents	192	181	0	373

## Team Box Score

No.	Player				Total		3-Point		F-Throw		Rebounds											
		GP-GS	MIN	AVG	FG-FGA	FG%	3FG-3FGA	3FG%	FT-FTA	FT%	OFF	DEF	TOT	AVG	PF	DQ	A	TO	BLK	STL	PTS	AVG
00	OWEH, Otega	5-5	170:57	34.2	33-72	.458	9-23	.391	18-29	.621	5	12	17	3.4	15	0	11	7	2	14	93	18.6
1	ABERDEEN, Denzel	5-5	156:59	31.4	24-45	.533	10-19	.526	23-27	.852	1	5	6	1.2	7	0	15	6	0	3	81	16.2
24	MORENO, Malachi	5-4	119:09	23.8	18-31	.581	0-1	.000	11-17	.647	14	16	30	6.0	17	0	17	6	13	6	47	9.4
5	CHANDLER, Collin	5-0	104:32	20.9	14-29	.483	9-19	.474	9-11	.818	3	11	14	2.8	12	0	7	3	1	8	46	9.2
3	WILLIAMS, Kam	5-3	117:03	23.4	13-29	.448	6-17	.353	6-6	1.000	4	5	9	1.8	10	1	6	7	0	4	38	7.6
23	DIOUBATE, Mouhamed	5-2	91:49	18.4	10-25	.400	0-3	.000	11-13	.846	10	12	22	4.4	12	1	4	3	1	2	31	6.2
4	JELAVIC, Andrija	4-3	67:12	16.8	9-16	.563	4-8	.500	1-2	.500	3	15	18	4.5	4	0	3	3	1	4	23	5.8
15	LOWE, Jaland	2-2	31:04	15.5	2-11	.182	1-5	.200	4-6	.667	1	3	4	2.0	2	0	2	0	0	1	9	4.5
2	JOHNSON, Jasper	4-0	45:33	11.4	7-16	.438	3-7	.429	0-0	.000	0	2	2	0.5	0	0	4	2	0	1	17	4.3
10	GARRISON, Brandon	5-0	70:37	14.1	7-15	.467	0-2	.000	0-1	.000	5	10	15	3.0	9	0	7	3	3	0	14	2.8
21	QUAINTANCE, Jayden	1-1	17:54	17.9	0-1	.000	0-0	.000	1-4	.250	1	3	4	4.0	0	0	1	2	1	1	1	1.0
11	HORN, Walker	1-0	00:48	0.8	0-1	.000	0-1	.000	0-0	.000	0	1	1	1.0	0	0	0	0	0	0	0	0.0
9	NOAH, Trent	3-0	05:35	1.9	0-0	.000	0-0	.000	0-0	.000	0	2	2	0.7	2	0	0	2	0	0	0	0.0
20	TOW, Zach	1-0	00:48	0.8	0-0	.000	0-0	.000	0-0	.000	0	0	0	0.0	0	0	0	0	0	0	0	0.0
Team											9	8	17				4					
Total		5	1000		137-291	.471	42-105	.400	84-116	.724	56	105	161	32.2	90	2	77	48	22	44	400	80.0
Opponents		5	1000		132-272	.485	28-93	.301	81-109	.743	49	110	159	31.8	90	1	74	59	19	30	373	74.6

## Team Statistics

	UK	OPP
<b>Scoring</b>	<b>400</b>	<b>373</b>
Points per game	80.0	74.6
Scoring margin	+5.4	-
<b>Field goals-att</b>	<b>137-291</b>	<b>132-272</b>
Field goal pct	.471	.485
<b>3 point fg-att</b>	<b>42-105</b>	<b>28-93</b>
3-point FG pct	.400	.301
3-pt FG made per game	8.4	5.6
<b>Free throws-att</b>	<b>84-116</b>	<b>81-109</b>
Free throw pct	.724	.743
F-Throws made per game	16.8	16.2
<b>Rebounds</b>	<b>161</b>	<b>159</b>
Rebounds per game	32.2	31.8
Rebounding margin	+0.4	-
<b>Assists</b>	<b>77</b>	<b>74</b>
Assists per game	15.4	14.8
<b>Turnovers</b>	<b>48</b>	<b>59</b>
Turnovers per game	9.6	11.8
Turnover margin	+2.2	-
Assist/turnover ratio	1.6	1.3
<b>Steals</b>	<b>44</b>	<b>30</b>
Steals per game	8.8	6.0
<b>Blocks</b>	<b>22</b>	<b>19</b>
Blocks per game	4.4	3.8
<b>Winning streak</b>	<b>4</b>	<b>-</b>
Home win streak	2	-
<b>Attendance</b>	<b>58108</b>	<b>30349</b>
Home games-Avg/Game	3-19369	2-15175
Neutral site-Avg/Game	-	0-0

## Team Results

Date	Opponent		Score	Att.
01/07/2026	Missouri	L	68-73	19085
01/10/2026	Mississippi St.	W	92-68	19725
01/14/2026	at LSU	W	75-74	8671
01/17/2026	at Tennessee	W	80-78	21678
01/21/2026	Texas	W	85-80	19298



2025-26 Kentucky Men's Basketball  
Team Game-by-Game  
All games

Page 1/1  
as of Jan 22, 2026

				Total		3-Pointers		Free throws		Rebounds											
Opponent	Date	Score		FG-FGA	PCT	3FG-3FGA	PCT	FT-FTA	PCT	OFF	DEF	TOT	AVG	PF	A	TO	BLK	STL	PTS	AVG	
Nicholls	11/04/2025	77-51	W	29-62	.468	7-27	.259	12-22	.545	15	36	51	51.0	17	21	13	3	7	77	77.0	
Valparaiso	11/07/2025	107-59	W	37-68	.544	11-28	.393	22-26	.846	11	39	50	50.5	16	27	6	5	3	107	92.0	
at Louisville	11/11/2025	88-96	L	32-68	.471	12-34	.353	12-16	.750	13	29	42	47.7	21	14	14	3	4	88	90.7	
Eastern Ill.	11/14/2025	99-53	W	39-64	.609	9-25	.360	12-16	.750	16	33	49	48.0	16	21	13	5	8	99	92.8	
vs Michigan St.	11/18/2025	66-83	L	20-57	.351	7-30	.233	19-22	.864	6	22	28	44.0	15	13	9	6	7	66	87.4	
Loyola Maryland	11/21/2025	88-46	W	37-76	.487	10-27	.370	4-9	.444	18	38	56	46.0	9	21	9	6	11	88	87.5	
Tennessee Tech	11/26/2025	104-54	W	39-66	.591	15-30	.500	11-13	.846	10	38	48	46.3	8	27	10	4	9	104	89.9	
North Carolina	12/02/2025	64-67	L	23-53	.434	1-13	.077	17-22	.773	8	22	30	44.3	18	8	9	7	8	64	86.6	
vs Gonzaga	12/05/2025	59-94	L	16-60	.267	7-34	.206	20-26	.769	12	19	31	42.8	17	12	11	0	6	59	83.6	
N.C. Central	12/09/2025	103-67	W	39-64	.609	12-29	.414	13-14	.929	7	29	36	42.1	16	27	9	5	9	103	85.5	
Indiana	12/13/2025	72-60	W	22-58	.379	3-15	.200	25-38	.658	14	20	34	41.4	18	10	4	4	13	72	84.3	
vs St. John's (NY)	12/20/2025	78-66	W	28-61	.459	4-16	.250	18-22	.818	16	23	39	41.2	25	13	16	7	6	78	83.8	
Bellarmine	12/23/2025	99-85	W	33-56	.589	16-30	.533	17-24	.708	11	18	29	40.2	23	24	10	5	8	99	84.9	
at Alabama	01/03/2026	74-89	L	25-59	.424	4-19	.211	20-29	.690	12	25	37	40.0	19	9	12	5	6	74	84.1	
Missouri	01/07/2026	68-73	L	22-51	.431	7-18	.389	17-24	.708	8	23	31	39.4	18	16	13	4	7	68	83.1	
Mississippi St.	01/10/2026	92-68	W	37-67	.552	9-22	.409	9-14	.643	14	22	36	39.2	12	21	9	2	14	92	83.6	
at LSU	01/14/2026	75-74	W	25-56	.446	10-23	.435	15-22	.682	7	22	29	38.6	19	14	9	3	7	75	83.1	
at Tennessee	01/17/2026	80-78	W	28-59	.475	11-24	.458	13-21	.619	14	15	29	38.1	22	14	9	6	8	80	82.9	
Texas	01/21/2026	85-80	W	25-58	.431	5-18	.278	30-35	.857	13	23	36	37.9	19	12	8	7	8	85	83.1	
Total		1578		556-1163	.478	160-462	.346	306-415	.737	225	496	721	37.9	328	324	193	87	149	1578	83.1	
Opponents		1343		463-1104	.419	135-449	.301	282-379	.744	191	433	624	32.8	335	273	223	55	124	1343	70.7	

Kentucky Averages

Games Played	Points/game	FG Pct	3FG Pct	FT Pct	Rebounds/game	Assists/game	Turnovers/game	Assist/Turnover ratio	Steals/game	Blocks/game
19	83.1	47.8	34.6	73.7	37.9	17.1	10.2	1.7	7.8	4.6



# 2025-26 Kentucky Men's Basketball Opponents Game-by-Game All games

Page 1/1  
as of Jan 22, 2026

				Total		3-Pointers		Free throws		Rebounds											
Opponent	Date	Score		FG-FGA	PCT	3FG-3FGA	PCT	FT-FTA	PCT	OFF	DEF	TOT	AVG	PF	A	TO	BLK	STL	PTS	AVG	
Nicholls	11/04/2025	77-51	W	16-53	.302	4-24	.167	15-22	.682	5	25	30	30.0	18	9	11	1	8	51	51.0	
Valparaiso	11/07/2025	107-59	W	19-67	.284	8-34	.235	13-20	.650	12	22	34	32.0	16	11	10	4	4	59	55.0	
at Louisville	11/11/2025	88-96	L	31-69	.449	13-40	.325	21-31	.677	13	27	40	34.7	19	20	6	3	11	96	68.7	
Eastern Ill.	11/14/2025	99-53	W	17-52	.327	6-18	.333	13-19	.684	5	12	17	30.3	12	11	11	4	8	53	64.8	
vs Michigan St.	11/18/2025	66-83	L	32-64	.500	11-22	.500	8-10	.800	10	32	42	32.6	17	25	13	4	5	83	68.4	
Loyola Maryland	11/21/2025	88-46	W	18-62	.290	7-33	.212	3-8	.375	9	24	33	32.7	10	8	16	5	5	46	64.7	
Tennessee Tech	11/26/2025	104-54	W	23-69	.333	6-28	.214	2-5	.400	9	18	27	31.9	13	8	11	1	8	54	63.1	
North Carolina	12/02/2025	64-67	L	26-64	.406	6-20	.300	9-15	.600	20	21	41	33.0	19	13	12	2	5	67	63.6	
vs Gonzaga	12/05/2025	59-94	L	36-63	.571	9-18	.500	13-16	.813	10	33	43	34.1	18	24	9	1	5	94	67.0	
N.C. Central	12/09/2025	103-67	W	24-57	.421	6-19	.316	13-17	.765	7	19	26	33.3	12	16	13	0	7	67	67.0	
Indiana	12/13/2025	72-60	W	15-44	.341	4-24	.167	26-29	.897	8	29	37	33.6	24	8	18	3	2	60	66.4	
vs St. John's (NY)	12/20/2025	78-66	W	17-51	.333	5-19	.263	27-32	.844	11	17	28	33.2	24	14	12	5	10	66	66.3	
Bellarmine	12/23/2025	99-85	W	26-50	.520	7-19	.368	26-30	.867	9	17	26	32.6	20	15	12	0	8	85	67.8	
at Alabama	01/03/2026	74-89	L	31-67	.463	15-38	.395	12-16	.750	14	27	41	33.2	23	17	10	3	8	89	69.3	
Missouri	01/07/2026	68-73	L	27-52	.519	6-17	.353	13-18	.722	4	25	29	32.9	19	20	12	4	8	73	69.5	
Mississippi St.	01/10/2026	92-68	W	27-56	.482	3-20	.150	11-14	.786	9	19	28	32.6	12	15	15	4	6	68	69.4	
at LSU	01/14/2026	75-74	W	23-47	.489	9-19	.474	19-28	.679	7	25	32	32.6	17	12	12	6	4	74	69.7	
at Tennessee	01/17/2026	80-78	W	25-53	.472	8-19	.421	20-29	.690	16	20	36	32.8	19	18	12	4	6	78	70.2	
Texas	01/21/2026	85-80	W	30-64	.469	2-18	.111	18-20	.900	13	21	34	32.8	23	9	8	1	6	80	70.7	
Total		1343		463-1104	.419	135-449	.301	282-379	.744	191	433	624	32.8	335	273	223	55	124	1343	70.7	
Kentucky		1578		556-1163	.478	160-462	.346	306-415	.737	225	496	721	37.9	328	324	193	87	149	1578	83.1	

## Opponents Averages

Games Played	Points/game	FG Pct	3FG Pct	FT Pct	Rebounds/game	Assists/game	Turnovers/game	Assist/Turnover ratio	Steals/game	Blocks/game
19	70.7	41.9	30.1	74.4	32.8	14.4	11.7	1.2	6.5	2.9