



# CRIMSON TIDE

BASKETBALL

14 NCAA TOURNAMENT APPEARANCES » 6 NCAA SWEET 16s » 1 NCAA FINAL FOUR » 6 ALL-AMERICANS



## GAME 17



**RV/24 ALABAMA vs 6/6 KENTUCKY**

JAN. 8, 2026 / 6 P.M. CT / TUSCALOOSA, ALA.  
COLEMAN COLISEUM (13,474)

**TV: SEC NETWORK+**

Play-by-Play: Gray Robertson

Analyst: Richard Hendrix

Reporter: Mary Reagan Bollig

**RADIO: CRIMSON TIDE SPORTS NETWORK**

Play-by-Play: Roger Hoover

### CRIMSON TIDE

**2025-26 Record**..... 15-1  
**2025-26 SEC Record**..... 1-1  
**Head Coach**..... Kristy Curry  
**Record at UA (Season)**..... 236-163 (13th)  
**Career Record (Season)** ..... 544-312 (27th)

### WILDCATS


**2025-26 Record**..... 15-1  
**2025-26 SEC Record**..... 2-0  
**Head Coach**..... Kenny Brooks  
**Record at UK (Season)**..... 37-9 (2nd)  
**Career Record (Season)** ..... 554-213 (24th)

### SERIES NOTES

**All-Time:** Alabama and Kentucky will meet for the 57th time in series history on Thursday as the Wildcats lead the overall series 37-19.

**Last Outing:** Kentucky defeated UA, 65-56, on Jan. 30, 2025 in Lexington, Ky.

### PROBABLE STARTERS



**Jessica Timmons**  
9 pts, 5 reb, 3 ast



**Karly Weathers**  
8 pts, 6 reb, 6 ast



**Diana Collins**  
10 pts, 5 ast



**Ta'Mia Scott**  
16 pts, 5 reb



**Essence Cody**  
15 pts, 4 reb, 3 stl

### FAST BREAKS

- Alabama is coming off a 29-point victory in its SEC home opener on Sunday against Arkansas (77-48).
- The Crimson Tide rank eighth in the country in scoring defense, allowing only opponents to score 52.6 points per game.
- This Alabama squad has held eight of its 16 opponents to 50 points or fewer so far this season.
- Additionally, UA ranks in the top 20 in two NCAA DI categories - blocks per game (17th, 5.4 bpg) and field goal percentage defense (14th, 34.6)
- Ta'Mia Scott paced the Tide on Sunday with 16 points while Alancia Ramsey grabbed a season-high seven rebounds to lead the team defensively.
- A win on Thursday would mark head coach Krisy Curry's 545th career victory.

## 2025-26 SCHEDULE

| Opponent | TV | Time (CT)/Result |
|----------|----|------------------|
|----------|----|------------------|

### NOVEMBER (7-0)

|    |              |              |          |
|----|--------------|--------------|----------|
| 3  | STETSON      | SEC Network+ | W, 82-73 |
| 6  | MCNEESE      | SEC Network+ | W, 64-44 |
| 10 | ALCORN STATE | SEC Network+ | W, 92-39 |
| 17 | ALABAMA A&M  | SEC Network+ | W, 66-43 |
| 19 | SAMFORD      | SEC Network+ | W, 84-45 |
| 24 | vs. Harvard% | FloSports    | W, 80-60 |
| 26 | at Minnesota | FloSports    | W, 63-58 |

### DECEMBER (7-0)

|    |                |              |          |
|----|----------------|--------------|----------|
| 1  | KENNESAW STATE | SEC Network+ | W, 79-65 |
| 4  | CLEMSON#       | ESPNU        | W, 72-48 |
| 7  | ULM            | SEC Network+ | W, 75-38 |
| 14 | JACKSON STATE  | SEC Network  | W, 62-51 |
| 16 | SAM HOUSTON    | SEC Network+ | W, 73-36 |
| 17 | TULANE         | SEC Network+ | W, 81-52 |
| 21 | TROY           | SEC Network+ | W, 77-59 |

### JANUARY

|    |                            |              |           |
|----|----------------------------|--------------|-----------|
| 1  | at No. 3/3 South Carolina* | SEC Network+ | L, 57-83  |
| 4  | ARKANSAS*                  | SEC Network+ | W, 77-48  |
| 8  | No. 6/7 KENTUCKY*          | SEC Network+ | 6 p.m.    |
| 12 | at Missouri*               | SEC Network  | 6 p.m.    |
| 15 | at Auburn*                 | SEC Network  | 8 p.m.    |
| 18 | TENNESSEE*                 | SEC Network  | 1 p.m.    |
| 25 | MISSISSIPPI STATE*         | SEC Network+ | 2 p.m.    |
| 29 | at Georgia*                | SEC Network  | 5:30 p.m. |

### FEBRUARY

|    |                 |              |           |
|----|-----------------|--------------|-----------|
| 1  | at LSU*         | SEC Network  | 11 a.m.   |
| 5  | OLE MISS*       | SEC Network  | 8 p.m.    |
| 8  | at Texas A&M*   | SEC Network  | 5 p.m.    |
| 15 | OKLAHOMA*       | SEC Network  | 3 p.m.    |
| 19 | SOUTH CAROLINA* | SEC Network  | 7:30 p.m. |
| 22 | at Florida*     | SEC Network  | 11 a.m.   |
| 26 | at Vanderbilt*  | SEC Network+ | 6:30 p.m. |

### MARCH

|     |                |             |         |
|-----|----------------|-------------|---------|
| 1   | TEXAS*         | SEC Network | 11 a.m. |
| 4-8 | SEC Tournament | SEC Network | TBD     |

**Bold** denotes home game

\* SEC Game

% Baha Mar Pink Flamingo Championship (Nassau, Bahamas)

# ACC/SEC Challenge

This game notes packet includes **hyperlinks** that will guide readers to more information. **Hyperlinks** are identified in bold, crimson font.









@AlabamaWBB



@AlabamaWBB



Alabama Women's Basketball

|   |  |              |            |            |            |            |            |            |   |   |
|---|--|--------------|------------|------------|------------|------------|------------|------------|---|---|
|     | <b>1 ACE AUSTIN</b><br>G / 5-7 / FR / SPRING GARDEN, ALA.            | <b>GS/GP</b> | <b>PPG</b> | <b>RPG</b> | <b>AST</b> | <b>STL</b> | <b>BLK</b> | <b>MPG</b> | <b>NOTES:</b> Averaging 6.8 ppg coming off the bench...Surpassed 100 career points on Jan. 1...Named SEC Co-Freshman of the Week (11/25)...Two-time Miss Alabama Basketball (2025,24)... Two-time Alabama MaxPreps player of the year (2025,24)... Three time AHSSA 1A Basketball State Champion. | <b>CAREER HIGHS</b><br><b>Pts:</b> 21, Alcorn State (11/10/25)<br><b>Asts:</b> 5, Samford (11/19/25)<br><b>Rebs:</b> 5, Alcorn State (11/10/25)                   |
|    | <b>4 ERIS LESTER</b><br>G / 5-11 / SO / JACKSONVILLE, FLA.           | <b>GS/GP</b> | <b>PPG</b> | <b>RPG</b> | <b>AST</b> | <b>STL</b> | <b>BLK</b> | <b>MPG</b> | <b>NOTES:</b> Has seen limited minutes through five games played this year...Currently out with a lower leg injury... Appeared in 30 games, averaging 9.9 minutes per game to lead Alabama's freshman class in the 2024-25 season.  | <b>CAREER HIGHS</b><br><b>Pts:</b> 5, Alcorn (11/10/25)<br><b>Rebs:</b> 2, Arkansas (01/19/25)<br><b>Stls:</b> 1, Missouri (01/05/25)                             |
|    | <b>5 REYCHEL DOUGLAS</b><br>G / 6-0 / R-SO / RALEIGH, N.C.           | <b>GS/GP</b> | <b>PPG</b> | <b>RPG</b> | <b>AST</b> | <b>STL</b> | <b>BLK</b> | <b>MPG</b> | <b>NOTES:</b> Returned after medically reshirting the 2024-25 season... Has seen limited minutes through five games played this year...Appeared in 17 games during the 2023-24 season... Named a Who's Nxt All-American in 2023.  | <b>CAREER HIGHS</b><br><b>Pts:</b> 3, Coastal Carolina (12/06/23)<br><b>Rebs:</b> 5, South Carolina (02/22/24)<br><b>Asts:</b> 2, Jacksonville (12/20/23)         |
|    | <b>7 WAIATA JENNINGS</b><br>G / 5-9 / SR / ROTORUA, NEW ZEALAND      | <b>GS/GP</b> | <b>PPG</b> | <b>RPG</b> | <b>AST</b> | <b>STL</b> | <b>BLK</b> | <b>MPG</b> | <b>NOTES:</b> Saw her first regular season minutes with the Tide on Dec. 1 after recovering from a lower leg injury...Brings in maturity and vocalty...Transfer from Baylor... Appeared in 30 games in 2024-25... Averaged 34.3 percent from deep, 39.3 percent from the field.                   | <b>CAREER HIGHS</b><br><b>Pts:</b> 34, Connors State (01/03/24)<br><b>Rebs:</b> 16, Kilgore (11/25/23)<br><b>Blks:</b> 10, Temple (03/06/24)                      |
|    | <b>11 TIANNA CHAMBERS</b><br>G / 6-1 / FR / AURORA, COLO.            | <b>GS/GP</b> | <b>PPG</b> | <b>RPG</b> | <b>AST</b> | <b>STL</b> | <b>BLK</b> | <b>MPG</b> | <b>NOTES:</b> Has seen limited minutes through six games played this season...2023 All-Centennial League... Jordan Brand 3v3 Participant... Two-time She Got Game Most Valuable Player.   | <b>CAREER HIGHS</b><br><b>Asts:</b> 1, Alcorn State (11/10/25)<br><b>Rebs:</b> 5, ULM (12/07/25)<br><b>Stls:</b> 1, Alcorn State (11/10/25)                       |
|    | <b>15 TA'MIA SCOTT</b><br>G / 6-0 / SR / CLARKSVILLE, TENN.          | <b>GS/GP</b> | <b>PPG</b> | <b>RPG</b> | <b>AST</b> | <b>STL</b> | <b>BLK</b> | <b>MPG</b> | <b>NOTES:</b> Coming off a career-high in scoring (15 pts)at UA in Sunday's win...Started in each contest so far this season... Tied her season-high 12 points on Dec. 16...Transfer from Middle Tennessee... Surpassed 1,000 career points with MTSU.  | <b>CAREER HIGHS</b><br><b>Pts:</b> 30, Jacksonville State (02/06/25)<br><b>Rebs:</b> 14, Jacksonville State (02/06/25)<br><b>Blks:</b> 6, Grand Canyon (11/08/24) |
|   | <b>17 LOURDES DA SILVA COSTA</b><br>F / 6-3 / FR / STOCKHOLM, SWEDEN | <b>GS/GP</b> | <b>PPG</b> | <b>RPG</b> | <b>AST</b> | <b>STL</b> | <b>BLK</b> | <b>MPG</b> | <b>NOTES:</b> Has seen action in each game so far during the 2025-26 season...Division B U16 European Championships All-Star Team (2022-23)... Averaged 9.3 points and 11 rebounds per game in 21 minutes of play for the Sweden team vclub (2022-23)   | <b>CAREER HIGHS</b><br><b>Pts:</b> 6, ULM (12/07/25)<br><b>Asts:</b> 3, Alcorn State (11/10/25)<br><b>Stls:</b> 1, Alcorn State (11/10/25)                        |
|  | <b>20 DIANA COLLINS</b><br>G / 5-9 / JR / LILBURN, GA.               | <b>GS/GP</b> | <b>PPG</b> | <b>RPG</b> | <b>AST</b> | <b>STL</b> | <b>BLK</b> | <b>MPG</b> | <b>NOTES:</b> Alabama's starting PG...Recorded a new career-high 20 points and six assists on Dec.14...Second-most assists on the team (46)...Appeared in 31 games, with 5 starts, during the 2024-25 season.   | <b>CAREER HIGHS</b><br><b>Pts:</b> 20, Jackson State (12/14/25)<br><b>Rebs:</b> 6, Jackson State (12/14/25)<br><b>Asts:</b> 7, Tulane (12/17/25)                  |
|  | <b>21 ESSENCE CODY</b><br>F / 6-4 / JR / VALDOSTA, GA.               | <b>GS/GP</b> | <b>PPG</b> | <b>RPG</b> | <b>AST</b> | <b>STL</b> | <b>BLK</b> | <b>MPG</b> | <b>NOTES:</b> One of the team's leaders this season...Second-highest points per game with 14.6 through 12 games... Returned to action on Dec. 21 after dealing with a lower leg injury...Appeared in 33 contests, making 32 starts during the 2024-25 season.                                     | <b>CAREER HIGHS</b><br><b>Pts:</b> 23, McNeese (11/06/25)<br><b>Rebs:</b> 14, Florida State (03/22/24)<br><b>Blks:</b> 6, McNeese (11/06/25)                      |
|  | <b>22 KARLY WEATHERS</b><br>G / 5-11 / SR / LORETTTO, TENN.          | <b>GS/GP</b> | <b>PPG</b> | <b>RPG</b> | <b>AST</b> | <b>STL</b> | <b>BLK</b> | <b>MPG</b> | <b>NOTES:</b> One of the team's leaders this season...Team-leading rebounder with 95 (5.9 rpg)...Considered the "glue" of the team for doing the little things that make a big impact on the court...In her last semester as a nursing student.   | <b>CAREER HIGHS</b><br><b>Pts:</b> 21, North Florida (12/22/22)<br><b>Rebs:</b> 11, at Oklahoma (03/02/25)<br><b>Asts:</b> 10, Florida (03/06/25)                 |
|  | <b>23 JESSICA TIMMONS</b><br>G / 5-8 / R-SR / CHARLOTTE, N.C.        | <b>GS/GP</b> | <b>PPG</b> | <b>RPG</b> | <b>AST</b> | <b>STL</b> | <b>BLK</b> | <b>MPG</b> | <b>NOTES:</b> One of the team's leaders this season...Has scored in double figures in 12 out of 16 of Alabama's contests...Averaging a team-high 14.9 ppg...Returns after medically reshirting the 2024-25 season...appeared in all 32 games during her first season with the Tide (2023-24)      | <b>CAREER HIGHS</b><br><b>Pts:</b> 26, at Auburn (01/21/24)<br><b>Rebs:</b> 9, at Little Rock (11/19/23)<br><b>Asts:</b> 7, Alcorn State (11/10/25)               |
|  | <b>24 LEAH BROOKS</b><br>G / 6-3 / SO / TONEY, ALA.                  | <b>GS/GP</b> | <b>PPG</b> | <b>RPG</b> | <b>AST</b> | <b>STL</b> | <b>BLK</b> | <b>MPG</b> | <b>NOTES:</b> Seen action in 10 games this season...Made 20 appearances during her freshman year, averaging 4.6 minutes per game off the bench...Four-time AHSSA 6A State Champion...Named ASWA 6A Player of the Year   | <b>CAREER HIGHS</b><br><b>Pts:</b> 4, Texas A&M (02/17/25)<br><b>Rebs:</b> 3, ULM (12/07/25)<br><b>Stls:</b> 1, at Missouri (01/05/25)                            |
|  | <b>25 JOY EGBUNA</b><br>F / 6-3 / FR / ARLINGTON, TEXAS              | <b>GS/GP</b> | <b>PPG</b> | <b>RPG</b> | <b>AST</b> | <b>STL</b> | <b>BLK</b> | <b>MPG</b> | <b>NOTES:</b> A four-star freshman from Texas...Holds the Faith Family Academy record for most blocks in a single season...participated in the USA Basketball games (2020-21)   | <b>CAREER HIGHS</b><br><b>Pts:</b> 4, Alcorn State (11/10/25)<br><b>Rebs:</b> 1, Samford (11/19/25)<br><b>Blks:</b> 1, Alcorn State (11/10/25)                    |
|  | <b>31 NAOMI JONES</b><br>F / 6-4 / R-SO / JACKSON, ALA.              | <b>GS/GP</b> | <b>PPG</b> | <b>RPG</b> | <b>AST</b> | <b>STL</b> | <b>BLK</b> | <b>MPG</b> | <b>NOTES:</b> Made her first career start on Dec. 7 vs. ULM...Seen action in each game so far, making five starts...Earned her first career double-double vs. Tulane on Dec. 17...Leads the team in blocks with 23...Returns after medically reshirting the 2024-25 season                        | <b>CAREER HIGHS</b><br><b>Pts:</b> 11, ULM (12/07/25)<br><b>Rebs:</b> 10, Tulane (12/17/25)<br><b>Blks:</b> 3, Mississippi Valley (12/31/23)                      |
|  | <b>32 ALANCIA RAMSEY</b><br>F / 6-0 / JR / DELRAY BEACH, FLA.        | <b>GS/GP</b> | <b>PPG</b> | <b>RPG</b> | <b>AST</b> | <b>STL</b> | <b>BLK</b> | <b>MPG</b> | <b>NOTES:</b> Returned to action on Jan. 1 after suffering a shoulder injury .Adds depth and experience...Spent two season at Coastal Carolina before arriving to The Capstone...tabbed as an All-Sun Belt Third Team selection (2025)...started in 56 games while in South Carolina.             | <b>CAREER HIGHS</b><br><b>Pts:</b> 28, Georgia Southern (02/12/25)<br><b>Rebs:</b> 16, SC State (11/15/23)<br><b>Asts:</b> 5, Harvard (11/24/25)                  |

2025-26 ALABAMA WOMEN’S BASKETBALL ROSTER

| No. | Name                   | Pos. | Ht.  | Cl.   | Hometown (Previous School)              |
|-----|------------------------|------|------|-------|---|
| 1   | Ace Austin             | G    | 5-7  | Fr.   | Spring Garden, Ala. (Spring Garden HS)  |
| 4   | Eris Lester            | G    | 5-11 | So.   | Jacksonville, Fla. (Montverde Academy)  |
| 5   | Reychel Douglas        | G    | 6-0  | R-So. | Raleigh, N.C. (Millbrook Magnet HS)     |
| 7   | Waiata Jennings        | G    | 5-9  | Sr.   | Rotorua, New Zealand (Baylor)           |
| 11  | Tiana Chambers         | G    | 6-1  | Fr.   | Aurora, Colo. (Cherry Creek HS)         |
| 15  | Ta'Mia Scott           | G    | 6-0  | Sr.   | Clarkville, Tenn. (Middle Tennessee)    |
| 17  | Lourdes Da Silva Costa | F    | 6-3  | Fr.   | Stockholm, Sweden (Montverde Academy)   |
| 20  | Diana Collins          | G    | 5-9  | Jr.   | Lilburn, Ga. (Ohio State)               |
| 21  | Essence Cody           | F    | 6-4  | Jr.   | Valdosta, Ga. (Valdosta HS)             |
| 22  | Karly Weathers         | G    | 5-11 | Sr.   | Loretto, Tenn. (Loretto HS)             |
| 23  | Jessica Timmons        | G    | 5-8  | R-Sr. | Charlotte, N.C. (NC State)              |
| 24  | Leah Brooks            | G    | 6-3  | So.   | Toney, Ala. (Hazel Green HS)            |
| 25  | Joy Egbuna             | F    | 6-3  | Fr.   | Arlington, Texas (Faith Family Academy) |
| 31  | Naomi Jones            | F    | 6-4  | R-So. | Jackson, Ala. (Jackson HS)              |
| 32  | Alancia Ramsey         | F    | 6-0  | Jr.   | Delray Beach, Fla. (Coastal Carolina)   |

PRONUNCIATIONS

#5 **Reychel** Douglas. . . . . Ray-Chul  
#7 **Waiata** Jennings. . . . . why-AH-tuh  
#11 **Tianna** Chambers. . . . . tee-AH-nuh  
#17 Lourdes **Da Silva Costa**. . . . . dah-SEEL-vah COE-stah  
#25 Joy **Egbuna**. . . . . eg-B00-nuh  
#32 **Alancia** Ramsey. . . . . ah-LAN-see-uh

| Alabama    | TEAM       | Kentucky   |
|------------|------------|------------|
| 74         | POINTS     | 80.9       |
| 45.8%      | FG%        | 46.2%      |
| 36.5%      | 3FG%       | 32%        |
| 8.3 (P/G)  | 3FGM (P/G) | 9.3 (P/G)  |
| 72.3%      | FT%        | 73%        |
| 12.6 (P/G) | FTM (P/G)  | 11.3 (P/G) |
| 40.7       | REBOUNDS   | 42.9       |
| 15.4       | ASSISTS    | 19.3       |
| 8.1        | STEALS     | 6.4        |
| 5.4        | BLOCKS     | 7.8        |

BY THE NUMBERS

**SENIORS (4)**  
Waiata Jennings (T)  
Ta'Mia Scott (T)  
Karly Weathers  
Jessica Timmons

**JUNIORS (3)**  
Diana Collins  
Essence Cody  
Alancia Ramsey (T)

**SOPHOMORES (4)**  
Eris Lester  
Reychel Douglas (R)  
Leah Brooks  
Naomi Jones (R)

**FRESHMEN (4)**  
Ace Austin  
Tianna Chambers  
Lourdes Da Silva Costa  
Joy Egbuna

\* (T) - Transfer; (R) - Redshirt

TIDE VS. WILDCATS SERIES NOTES

HISTORY VS. KENTUCKY

Thursday will mark the 57th contest between Alabama and Kentucky in a series that dates back to 1978.

On Jan. 28, 2024, the Crimson Tide snapped the Wildcats' 11-game winning streak, downing UK, 91-74, inside Coleman Coliseum. Thursday will be the first time since that win that the two teams will meet in Tuscaloosa.

**CURRY VS BROOKS**

Alabama's Kristy Curry and Kentucky's Kenny Brooks will meet for the second time since Coach Brooks joined the SEC last season.

Curry and Brooks met once while he was at Virginia Tech during the 2018 WNIT quarterfinals. Brooks holds a 2-0 record against Curry.

## HEAD COACH KRISTY CURRY

## PURDUE UNIVERSITY, HEAD COACH, 1999-2006

| Year             | Record        | Pct.        | Big Ten Record | Pct.        | Postseason        |
|------------------|---------------|-------------|----------------|-------------|-------------------|
| 1999-00          | 23-8          | .742        | 11-5           | .688        | NCAA Second Round |
| 2000-01          | 31-7          | .816        | 14-2           | .875        | NCAA Runner Up    |
| 2001-02          | 24-6          | .800        | 13-3           | .813        | NCAA Second Round |
| 2002-03          | 29-6          | .829        | 12-4           | .750        | NCAA Elite Eight  |
| 2003-04          | 29-4          | .879        | 14-2           | .875        | NCAA Sweet 16     |
| 2004-05          | 17-13         | .567        | 9-7            | .563        | NCAA Second Round |
| 2005-06          | 26-7          | .788        | 13-3           | .813        | NCAA Sweet 16     |
| <b>Total (7)</b> | <b>179-51</b> | <b>.778</b> | <b>86-26</b>   | <b>.768</b> |                   |

## TEXAS TECH UNIVERSITY, HEAD COACH, 2006-13

| Year             | Record        | Pct.        | Big 12 Record | Pct.        | Postseason        |
|------------------|---------------|-------------|---------------|-------------|-------------------|
| 2006-07          | 15-16         | .484        | 6-10          | .375        |                   |
| 2007-08          | 17-16         | .515        | 4-12          | .250        | WNIT Third Round  |
| 2008-09          | 16-15         | .516        | 6-10          | .375        |                   |
| 2009-10          | 18-15         | .545        | 5-11          | .313        | WNIT Second Round |
| 2010-11          | 22-11         | .667        | 8-8           | .500        | NCAA First Round  |
| 2011-12          | 21-14         | .600        | 6-12          | .333        | WNIT Third Round  |
| 2012-13          | 21-11         | .656        | 11-7          | .611        | NCAA First Round  |
| <b>Total (7)</b> | <b>130-98</b> | <b>.570</b> | <b>46-70</b>  | <b>.397</b> |                   |

## UNIVERSITY OF ALABAMA, HEAD COACH, 2013-PRESENT

| Year               | Record         | Pct.        | SEC Record     | Pct.        | Postseason          |
|--------------------|----------------|-------------|----------------|-------------|---------------------|
| 2013-14            | 14-16          | .467        | 7-9            | .438        |                     |
| 2014-15            | 13-19          | .406        | 2-14           | .125        |                     |
| 2015-16            | 15-16          | .484        | 4-12           | .250        | WNIT First Round    |
| 2016-17            | 22-14          | .611        | 5-11           | .313        | WNIT Quarterfinals  |
| 2017-18            | 20-14          | .588        | 7-9            | .438        | WNIT Quarterfinals  |
| 2018-19            | 14-17          | .452        | 5-11           | .313        |                     |
| 2019-20            | 18-12          | .600        | 8-8            | .500        | N/A due to COVID-19 |
| 2020-21            | 17-10          | .630        | 8-8            | .500        | NCAA Second Round   |
| 2021-22            | 20-14          | .588        | 6-10           | .375        | WNIT Quarterfinals  |
| 2022-23            | 20-11          | .645        | 9-7            | .563        | NCAA First Round    |
| 2023-24            | 24-10          | .705        | 10-6           | .625        | NCAA Second Round   |
| 2024-25            | 24-9           | .727        | 10-6           | .625        | NCAA Second Round   |
| 2025-26            | 15-1           | .938        | 1-1            | .500        |                     |
| <b>Total (13)</b>  | <b>236-163</b> | <b>.591</b> | <b>82-112</b>  | <b>.423</b> |                     |
| <b>CAREER (27)</b> | <b>544-312</b> | <b>.635</b> | <b>214-209</b> | <b>.506</b> |                     |

## COACHING HIGHLIGHTS

- **540+ CAREER WINS**
- **13 NCAA TOURNAMENT APPEARANCES**
- **ONE NCAA FINAL FOUR**
- **TWO NCAA ELITE EIGHTS**
- **FOUR NCAA SWEET 16S**
- **SEVEN WNIT APPEARANCES**
- **TWO BIG TEN REGULAR-SEASON TITLES**
- **15 20-WIN SEASONS**
- **ONLY ACTIVE HEAD COACH IN WOMEN'S BASKETBALL HISTORY TO HAVE 130+ WINS AT THREE DIFFERENT SCHOOLS.**





## A WIN WOULD MEAN...

- Alabama will welcome in its first ranked opponent of the season when No. 6/7 Kentucky comes to town.
- The Crimson Tide defeated the last ranked opponent who visited Coleman Coliseum, downing then-No. 7/7 LSU, 88-85, on Feb. 7, 2024.
- An UA win on Thursday would mark the first time Alabama has two defeated a top-25 teams at home in the same calendar year since 2002 (vs. No. 22 Auburn on Jan. 24 2002; vs. Mississippi State on Feb. 7, 2002).

## BREAKING OUT

- The Crimson Tide's senior guard, Ta'Mia Scott, had her best game of the season in team's 77-44 win over Arkansas Sunday.
- Scott finished with a game-high 16 points, shooting 6-for-10 (60 percent) from the field and 4-for-6 (67 percent) from deep while also grabbing five rebounds.
- The Clarksville, Tenn., native **credited her coaches and teammates** for their confidence in her to keep taking shots.

## THE DIANA COLLINS IMPACT

- Alabama's junior guard, **Diana Collins**, is currently averaging 13.5 points per game across the last six contests.
- Collins collected her fourth-straight game scoring in double-figures following a 10 point performance in the Crimson Tide's 77-48, win over Arkansas Sunday.
- Over the last five games, Collins has dished out 20 assists, including a career-high six on Dec. 14
- The Lilburn, Ga., native secured a career-high 20 points in Alabama's 62-51 win over Jackson State on Dec. 14.

## JT COMING

- Jessica Timmons** is one of four UA players to have started in all 16 games for the Tide this season, and paces the team with 238 points, averaging 14.9 points per game.
- The senior is shooting 47-for-56 (84 percent) from the free throw line, ranking second within the SEC for free throw percentage.

## NON-CONFERENCE HISTORY

- Alabama improved to 14-0 after defeating Troy, 77-59, on Dec. 21 to close out its non-conference play. The win marked the program's all-time best start to a season.
- The Crimson Tide's victory tied the program's longest winning streak at 14. The last time the UA won 14 contests in a row was from Dec. 6, 1996, to Jan. 22, 1997.

## STEPPING UP BIG

- Naomi Jones** received the starting post position on Dec. 7 making her first career start verses ULM. The sophomore scored a then career-high 11 points and a team-high seven rebounds during the start.
- Since then, Jones has made four more starts and finished in double figures in all but one, including earning a new career-high 15 points in Alabama's 62-51 win over Jackson State on Dec. 14.
- Through five starts, Jones averaged 10.4 points per game and 7.2 rebounds per game which included collecting her first career double-double on Dec. 17 (11 pts, 10 rebs).

## IT JUST MEANS MORE

- Alabama propelled past Clemson, 72-48, in the ACC/SEC Challenge on Dec. 4 to claim the team's first win in the conference dual since the inaugural year on 2023.
- The SEC dominated this year's challenge, securing the win with a 13-3 record over the ACC.

## ALL BUSINESS IN THE BAHAMAS

- Alabama claimed the 2025 Pink Flamingo Championship Junkanoo Division title on Wednesday, Nov. 26, after securing wins over Harvard (80-60) and Minnesota (63-58).
- Jessica Timmons led the Crimson Tide in it's 20-point victory over Harvard in game one of the tournament. Timmons posted a season-high 25 points, shooting 10-0f-17 (59 percent) from the field.
- In the championship game, Alabama found itself tied at 55-55 with under four minutes to play before UA's defense would rally to hold Minnesota to just three points to finalize the title.
- Timmons and Essence Cody were both named to the All-Tournament Team, while Cody was also honored as the MVP of the Junkanoo Division.

## QUICK FACTS

### UNIVERSITY INFORMATION

|                            |                   |
|----------------------------|-------------------|
| Location                   | Tuscaloosa, Ala.  |
| Enrollment                 | 42,360            |
| Founded                    | April 12, 1831    |
| Nickname                   | Crimson Tide      |
| Colors                     | Crimson and White |
| Conference                 | Southeastern      |
| President                  | Dr. Peter Mohler  |
| Director of Athletics      | Greg Byrne        |
| Senior Woman Administrator | Dr. Karen Lee     |
| Faculty Representative     | Dr. James King    |
| Facility                   | Coleman Coliseum  |
| Capacity                   | 13,474            |

### COACHING STAFF

|   |                                |
|---|--------------------------------|
| <b>Head Coach</b>                                       | <b>Kristy Curry</b>            |
| Alma Mater  | Northeast Louisiana, 1988      |
|   | Stephen F. Austin, 1994        |
| Record at Alabama                                       | 236-163 (.577)                 |
| SEC Record  | 82-112 (.421)                  |
| Overall Record  | 544-312 (.630)                 |
| 2025-26 Season at Alabama                               | 13th                           |
| 2025-26 Overall Season                                  | 27th                           |
| <b>Associate Coach/Recruiting</b>                       | <b>Brooks D. Williams</b>      |
| Alma Mater  | Mississippi State, 2000        |
| Season at Alabama                                       | 1st (Second Tenure)            |
| <b>Assistant Coach</b>                                  | <b>Kelly Curry</b>             |
| Alma Mater  | Texas A&M, 1990                |
|   | Stephen F. Austin, 1993        |
| Season at Alabama                                       | 13th                           |
| <b>Assistant Coach</b>                                  | <b>Tennille Adams</b>          |
| Alma Mater  | Arkansas, 1999                 |
| Season at Alabama                                       | 3rd                            |
| <b>Asst. Coach/Dir of Player Dev./Rec. Operations</b>   | <b>Chelsea Dungee-Artberry</b> |
| Alma Mater  | Arkansas, 2019                 |
| Season at Alabama                                       | 1st                            |
| <b>Asst. Coach/Dir of Video/Creative Content</b>        | <b>Sydney-Anne Cottrell</b>    |
| Alma Mater  | Texas A&M-Corpus Christi, 2020 |
|   | Texas A&M, 2022                |
| Season at Alabama                                       | 3rd                            |
| <b>Director of Operations/NIL Partnerships/Branding</b> | <b>Brian Johnson</b>           |
| Alma Mater  | Tennessee, 2016                |
|   | Alabama, 2018                  |
| Season at Alabama                                       | 1st (Second Tenure)            |

### TEAM INFORMATION

|                        |   |
|------------------------|---|
| 2024-25 Overall Record | 24-9                                    |
| 2024-25 SEC Record     | 10-6                                    |
| SEC Finish             | 6                                       |
| Postseason             | NCAA Tournament Second Round            |
| Starters R/L           | 2/3                                     |
| Letterwinners R/L      | 3/5                                     |
| Newcomers              | 7                                       |
| All-Time Record        | 854-650 (.568)                          |
| SEC Record             | 205-347 (.373)                          |
| Home Record            | 455-213 (.677)                          |
| First Season           | 1974                                    |
| NCAA Appearances       | 13 (1984, 1988, 1992-99, 2021, 2023-25) |
| WNIT Appearances       | 8 (2000-02, 2011, 2016-18, 2022)        |

### ATHLETICS COMMUNICATIONS

|                 |  |
|-----------------|--|
| WBB Contact     | Anna Nobles  |
| E-mail          | anobles@ia.ua.edu                                  |
| Cell Phone      | (601) 441-4289                                     |
| Mailing Address | 1201 Coliseum Dr. Room 170<br>Tuscaloosa, AL 35487 |

## ALABAMA'S RECORD WHEN...

|   |      |
|---|------|
| At home.....  | 13-0 |
| On the road.....                                    | 0-1  |
| At a neutral site.....                              | 2-0  |
| Against a top 25 opponent.....                      | 0-0  |
| Against a top 15 opponent.....                      | 0-0  |
| Against a top 10 opponent.....                      | 0-0  |
| Against a top 5 opponent.....                       | 0-1  |
| In tournaments.....                                 | 2-0  |
| On television.....                                  | 2-0  |
| In white uniforms.....                              | 14-0 |
| In crimson uniforms.....                            | 1-1  |
| In pink uniforms.....                               | 0-0  |
| On Sunday.....                                      | 4-0  |
| On Monday.....                                      | 5-0  |
| On Tuesday.....                                     | 1-0  |
| On Wednesday.....                                   | 3-0  |
| On Thursday.....                                    | 2-1  |
| On Friday.....                                      | 0-0  |
| On Saturday.....                                    | 0-0  |
| Day Games (before 5 p.m. CT).....                   | 6-0  |
| Night Games (after 5 p.m. CT).....                  | 7-0  |
| Overtime Games.....                                 | 0-0  |
| Leading at the half.....                            | 12-0 |
| Trailing at the half.....                           | 3-1  |
| Tied at the half.....                               | 0-0  |
| Outrebounding opponent.....                         | 14-0 |
| Opponent outrebounds Alabama.....                   | 0-1  |
| Equal rebounds.....                                 | 1-0  |
| FG% equal/over .500.....                            | 4-0  |
| FG% equal/over .400.....                            | 9-0  |
| FG% below .400.....                                 | 2-1  |
| Opponent FG% equal/over .400.....                   | 2-1  |
| Opponent FG% below .400.....                        | 13-0 |
| Alabama has more turnovers.....                     | 5-1  |
| Opponent has more turnovers.....                    | 10-0 |
| Teams have equal turnovers.....                     | 0-0  |
| Scoring below 50 points.....                        | 0-0  |
| Scoring 50-59 points.....                           | 0-1  |
| Scoring 60-69 points.....                           | 4-0  |
| Scoring 70-79 points.....                           | 6-0  |
| Scoring 80-89 points.....                           | 4-0  |
| Scoring 90-99 points.....                           | 1-0  |
| Scoring 100+ points.....                            | 0-0  |
| Two or less players score in double figures.....    | 3-1  |
| At least three players score in double figures..... | 6-0  |
| At least four players score in double figures.....  | 4-0  |
| At least five players score in double figures.....  | 1-0  |
| At least six players score in double figures.....   | 1-0  |
| When leading after 3rd period.....                  | 14-0 |
| When trailing after 3rd period.....                 | 0-1  |
| When tied after 3rd period.....                     | 1-0  |
| When leading w/ 5 minutes left.....                 | 14-0 |
| When trailing w/ 5 minutes left.....                | 0-1  |
| When tied w/ 5 minutes left.....                    | 1-0  |

## FIRST FIVE UNDER 45

- With Alabama's 84-45 win over Samford on Nov. 19, the Crimson Tide held four of its five opponents to 45 points or less to open the season.
- UA only allowed Stetson to score 45-plus points during the team's 82-73 season opener victory on Nov. 3.

## PLAYING HER CARDS RIGHT

- Alabama's freshman, Ace Austin, hit a career-high 21 points, going 4-of-8 from deep, to become the first UA player this year to score more than 20 points off the bench in the team's 84-45 win over Samford on Nov. 19.
- The Spring Garden, Ala. native, also dished out a team-high five assists as the Tide collected 21 helpers on 31 made field goals.

## SEC ACCOLADES FOR AUSTIN

- Following her back-to-back double digit games against Samford (Nov. 19; 21 points) and Harvard (Nov. 24; 17 points), Ace Austin was named the SEC Co-Freshman of the Week, marking her first collegiate accolade of her career.
- Austin became the first UA freshman to have consecutive double figure games since teammate Essence Cody during the 2023-24 season.

## ALL TYPES OF WEATHER

- Senior Karly Weathers has often been referred to as "the clue of the team" because of her willingness and grittiness to do whatever it takes on both sides of the ball for the betterness of the team.
- Weathers currently paces Alabama in rebounding, averaging 5.9 per game, and most steals with 23, while also having the second most assists with 42.

## PRESEASON ACCOLADES FOR CODY

- Alabama's Essence Cody collected a pair of preseason accolades leading into her junior season.
- The Valdosta, Ga., native was named to the Second Team All-SEC list on Oct. 22, voted on by the league's head coaches, which marked her first preseason honor of her career.
- Cody was also named to the 2026 Katrina McClain Award Preseason Top 20 Watch List, the Naismith Basketball Hall of Fame and Women's Basketball Coaches Association (WBCA) announced on Oct. 30.

## 2024-25 A MILESTONE-MAKING YEAR

- In her 12th season with Alabama, Kristy Curry coached the Crimson Tide to a 24-9 overall record, marking the fourth consecutive 20-win season and Curry's sixth at The Capstone.
- UA made history during the preseason after receiving an Associated Press preseason ranking (No.24) for the first time since the 1998-99 season.
- Alabama remained in the AP Poll for all but two weeks, receiving it's highest ranking of 18, twice while remaining in the USA Today Coaches Poll every week (highest ranking No. 17).
- The Tide started the season 13-1 in non-conference play, the best start to a season in program history.
- Curry and staff coached the 2024-25 squad to becoming the fastest team to earn 20 wins in a season following a 80-60 victory on Feb. 9, 2025 at Mississippi State.
- In just the third game of the season, Curry collected her 200th win at The Capstone on Nov. 10, 2024 after the Tide defeated Troy, 94-71, inside Coleman Coliseum.
- UA defeated two top-15 teams during the season, including downing then-No. 7 LSU inside Coleman Coliseum in overtime, 88-85.
- Alabama finished the year by making more history as the program saw three student-athletes hear their name called during the 2025 Women's National Basketball Association Draft.
- The Tide saw a player drafted in each of the three rounds, including Sarah Ashlee Barker who was the ninth overall pick selected by the Los Angeles Sparks. Aaliyah Nye was drafted as the 13th overall pick, second round, by the Las Vegas Aces while Zaay Green was selected by the Washington Mystics in the third round with the 32nd pick.

TIDE RETURNERS

- Alabama returns eight players: guards Jessica Timmons, Karly Weathers, Diana Collins, Reychel Douglas, Eris Lester and Leah Brooks as well as forwards Essence Cody and Naomi Jones.
- Weathers and Cody are the only two starters returning for the season. Weathers averaged 7.2 points and 3.5 rebounds per game last season. Cody averaged 11.1 points and 6.3 rebounds per game in 2024-25.
- Jessica Timmons, Reychel Douglas and Naomi Jones return to the court from injuries after redshirting for the 2024-25 season.
- Eris Lester and Leah Brooks return from the 2024-25 freshman class. Lester led the group averaging 4.1 points a game with 63 rebounds last season. Brooks appeared in 20 games for the Crimson Tide.

NEW KIDS ON THE BLOCK

- Head coach Kristy Curry picked up three high-quality transfers in Waiata Jennings (Baylor), Ta’Mia Scott (Middle Tennessee) and Alancia Ramsey (Coastal Carolina).
- Waiata Jennings came to Alabama after spending a year at Baylor, where she appeared in 30 games and averaged 34.3 percent from deep and 39.3 percent from the field. Jennings spent the first two years of her collegiate career at Collins College (2022-2024) and started in all 64 games. With the Cougars, she secured a program-leading 2,024 points and averaged 31.6 points per game, shooting 46.3 percent from the floor
- Ta’Mia Scott, a senior from Middle Tennessee, started every game for two straight seasons (2023-25) and collected a total of 471 rebounds, 87 blocks and 99 steals across her three seasons with the Blue Raiders. Scott surpassed 1000 career points on March 12, 2025, and became the 37th player in program history to do so.Scott was named to the CUSA Commissioner’s Honor Roll (2024), All-Conference USA First Team Honoree (2024), All-Conference USA Second Team (2023) and was highlighted as the CUSA Player of the Week three times during the 2024-25 season.
- Alancia Ramsey comes from Coastal Carolina, where she recorded the most points scored for the Chanticleers with 395, averaging 12.3 points per game, along with the most rebounds with 205, averaging 6.5 per game in 2024-25. During her high school years, Ramsey was named the Sun Sentinel Palm Beach Player of the Year while playing at St. Thomas Aquinas High School and led the team to win the BCAA Big Eight district, regional and state championships (2020-21).

FRESH(MEN) NEW LOOK

- Alabama added four freshmen to its 2025-26 roster including, Tianna Chambers, Lourdes Da Silva Costa, Joy Egbuna and Ace Austin.
- As a junior at Cherry Creek High School, Tianna Chambers averaged 16 points, 3.4 rebounds, and 2.0 steals, earning her recognition as an ESPNW four-star recruit and Prep Girls Hoops No. 5-ranked player in Colorado. Chambers is also fluent in American Sign Language.
- Hailing from Stockholm, Sweden, Lourdes Da Silva Costa joins the Crimson Tide as an ESPNW four-star recruit. She was named Student-Athlete of the Year at Montverde Academy (2023-24) and was a member of the Division B U16 European Championships All-Star Team (2022-23).
- Joy Egbuna comes to Alabama as an ESPNW four-star recruit as well as ESPNW’s No. 97-ranked recruit. She was named to the Texas Association of Basketball Coaches All-Region Team (2023-24) and holds her high school’s record for most blocks in a single season (44 blocks in 2023-24).
- Ace Austin rounded out Alabama’s freshmen recruiting class as an ESPNW four-star recruit and No. 55-ranked player in the class of 2025 after leading her team to three Alabama High School Athletic Association (AHSAA) 1A Basketball State Championship wins. She earned the titles of Alabama Miss Basketball (2024), Alabama MaxPreps Player of the Year (2024), Gatorade Alabama Girls Basketball Player of the Year (2024) and AL.com Female Athlete of the Year (2024).

SWEDEN x TIDE

- Freshman Lourdes Da Silva Costa spent the summer training and playing with Sweden’s Women’s U20 team.
- The team competed in the FIBA U20 Women’s EuroBasket from Aug. 2-10 in Matosinhos, Portugal, and advanced to the semifinals for the first time in team history.
- In just her second game, Da Silva Costa dominated the glass with 36 points, shooting 65 percent (13-20) and grabbed 16 rebounds.
- The UA freshman, finished fourth in rebounding (10.1 rpg) and eighth in the league in scoring (15.6 ppg), en route to being named an EuroBasket All-Star.
- Dive into Da Silva Costa’s stat chart!**
- In back-to-back summers, Alabama has had a student-athlete compete for Sweden’s U20 team.
- Diana Collins played with the team during the summers of 2023, while at Ohio State, and 2024 after transferring to the Capstone.
- Take a look back at DC’s 2024 stats!**

2025-26 HOME & AWAY BREAKDOWN

| CATEGORY              | HOME | AWAY |
|-----------------------|------|------|
| Points per game       | 75.7 | 57.0 |
| Opponent PPG          | 49.3 | 83.0 |
| Field goal percentage | 46.4 | 36.7 |
| Opponent FG%          | 33.1 | 50.0 |
| 3-point percentage    | 36.4 | 31.0 |
| Opponent 3-point%     | 27.5 | 38.5 |
| Free throw percentage | 71.4 | 66.7 |
| Opponent FT%          | 63.4 | 82.4 |
| Rebounds per game     | 42.1 | 29.0 |
| Opponent RPG          | 31.1 | 43.0 |
| Assists per game      | 15.5 | 13.0 |
| Opponent APG          | 9.6  | 15.0 |
| Steals per game       | 8.7  | 3.0  |
| Opponent SPG          | 7.1  | 9.0  |
| Turnovers per game    | 14.2 | 16.0 |
| Opponent TO PG        | 15.8 | 9.0  |

POINTS BY QUARTER

| HOME      | 1ST | 2ND | 3RD | 4TH | OT |
|-----------|-----|-----|-----|-----|----|
| Alabama   | 263 | 222 | 262 | 237 |    |
| Opponents | 174 | 159 | 155 | 153 |    |

| AWAY      | 1ST | 2ND | 3RD | 4TH | OT |
|-----------|-----|-----|-----|-----|----|
| Alabama   | 44  | 43  | 53  | 60  |    |
| Opponents | 47  | 40  | 67  | 47  |    |

TIDE IN THE NCAA/SEC

| CATEGORY         | NCAA | SEC  |
|------------------|------|------|
| Scoring Offense  | --   | --   |
| Scoring Defense  | 8th  | 2nd  |
| Scoring Margin   | 28th | 10th |
| Free Throw %     | --   | 5th  |
| Field Goal %     | 42nd | 9th  |
| FG% Defense      | 14th | 6th  |
| 3-PT FG%         | 28th | 6th  |
| 3-PT FG% Defense | --   | 9th  |
| Rebound Offense  | --   | 10th |
| Rebound Defense  | 37th | 6th  |
| Rebound Margin   | 31st | 8th  |
| Blocks           | 17th | 5th  |
| Assists          | --   | 9th  |
| Steals           | --   | --   |
| Turnover Margin  | --   | 10th |

\*As of Jan. 5

STAYED TRUE

- Alabama has four returning juniors and seniors who have been with the Crimson Tide since their freshman seasons, including Essence Cody, Naomi Jones, Reychel Douglas and Karly Weathers.
- Essence Cody has started in 66-of-67 games for the Tide as the Valdosta, Ga., native enters her junior season.
- Redshirt sophomores Naomi Jones and Reychel Douglas return in 2025-26 after both recovering from injuries.
- Entering her senior year, Karly Weathers has been a constant on Kristy Curry's roster ever since she was the only freshman during the 2022-23 season.

TIDE PROS

- All five of Alabama's seniors from the 2024-25 season have signed professional contracts.
- Sarah Ashlee Barker (Los Angeles Sparks, No. 9 overall), Aaliyah Nye (Las Vegas Aces, No. 13 overall) and Zaay Green (Washington Mystics, No. 32 overall) became the program's first trio to be drafted on the same night during the 2025 WNBA Draft.
- Barker and Nye secured a spot on the Sparks' and Aces' rosters, respectively, while Green turned her focus to playing overseas.
- Green will play professionally with Kibirkštis Vilnius in Lithuania for the 2025-26 season, while JeAnna Cunningham (ZKK Budućnost Bemax; Montenegro) and Christabel Ezumah (AD Cortegada; Spain) also signed contracts in Europe for the 2025 season.

ROOKIE SEASON RECAP

- Sarah Ashlee Barker (Los Angeles Sparks, 9th overall) and Aaliyah Nye (Las Vegas Aces, 13th overall) both made an impact on their respective teams during their rookie seasons in the WNBA.
- Barker made her **first of seven WNBA starts** against the Phoenix Mercury (May 21, 2025). Overall, she played in 34 of the Sparks' 44 games and averaged 3.1 points and 1.9 rebounds.
- Nearly two months into her rookie season, Nye earned her **100th career WNBA point** against the Washington Mystics on July 10.
- To cap off her rookie campaign, Nye became a **WNBA champion** with the Aces after the team swept the Mercury, 4-0, in the league finals.
- Check out the rookie stat charts for **Sarah Ashlee Barker** and **Aaliyah Nye**.

20+ WIN SEASONS

- The 2024-25 campaign marked the 17th 20-plus win season in program history.
- It also represented the fourth consecutive 20-plus win season under head coach Kristy Curry.
- It is the sixth 20-plus win season under Curry, joining a pair of 20-win seasons in 2016-17 and 2017-18.
- It is also the program's longest streak since an eight-year run from 1991 to 1999.

SECOND TENURE WITH THE TIDE

- Head coach Kristy Curry returned two staffers in the offseason: Brian Johnson, who serves as the director of operations and NIL partnerships, and Brooks Donald Williams, who serves as an assistant coach and recruiting coordinator.
- Johnson brings over a decade of women's basketball experience, including seven years as a full-time staff member with the Crimson Tide. He served as the director of operations for the team from 2018 to 2023 and spent two years as Alabama's director of player development, recruiting and video operations from 2016-18.
- Donald Williams spent three seasons with the Crimson Tide as an assistant coach from 2016 to 2019 before most recently serving as an associate head coach at Southern Miss. She has also served as the head coach for two Division I schools: ULM (2019-23) and McNeese State (2007-16).

DUNGEE-ARTBERRY JOINS STAFF

- Chelsea Dungee-Artberry joined the Alabama staff as the director of player development and recruiting operations on May 16, 2025.
- Dungee-Artberry started off at Arkansas where she received All-American honors and once held the Razorbacks' single-season scoring record with 759 points. She earned All-SEC First Team Honors and AP All America recognition in 2021.
- After leaving Arkansas in 2021, she he was drafted No. 5 overall by the Dallas Wings and played with them until her departure from the WNBA in 2022.
- She then returned to the collegiate setting, this time as coach, most recently as an assistant coach at Tulsa where she helped guide the Golden Hurricanes to postseason appearances in both the American Athletic Conference and Women's National Invitational Tournament (WNIT).

2025-26 SPECIALTY STATS

|                   | Paint | T/O PTS | 2ndCh | FastB | Bench |
|-------------------|-------|---------|-------|-------|-------|
| Alabama           | 34    | 20      | 13    | 3     | 14    |
| Stetson           | 26    | 7       | 6     | 15    | 9     |
| Alabama           | 28    | 6       | 11    | 2     | 10    |
| McNeese           | 34    | 16      | 5     | 11    | 18    |
| Alabama           | 44    | 19      | 16    | 14    | 37    |
| Alcorn State      | 14    | 2       | 1     | 4     | 20    |
| Alabama           | 40    | 20      | 5     | 14    | 23    |
| Alabama A&M       | 12    | 7       | 6     | 0     | 16    |
| Alabama           | 34    | 24      | 15    | 16    | 37    |
| Samford           | 12    | 13      | 3     | 7     | 19    |
| Alabama           | 44    | 26      | 12    | 15    | 34    |
| Harvard           | 28    | 12      | 11    | 2     | 13    |
| Alabama           | 20    | 12      | 2     | 3     | 2     |
| Minnesota         | 32    | 8       | 7     | 8     | 3     |
| Alabama           | 36    | 11      | 12    | 8     | 19    |
| Kennesaw State    | 40    | 18      | 13    | 4     | 10    |
| Alabama           | 34    | 18      | 7     | 12    | 6     |
| Clemson           | 18    | 0       | 9     | 10    | 23    |
| Alabama           | 48    | 30      | 11    | 12    | 25    |
| ULM               | 28    | 9       | 5     | 3     | 14    |
| Alabama           | 38    | 20      | 13    | 4     | 12    |
| Jackson State     | 24    | 6       | 7     | 1     | 6     |
| Alabama           | 26    | 14      | 24    | 6     | 26    |
| Sam Houston       | 24    | 8       | 2     | 2     | 4     |
| Alabama           | 22    | 25      | 19    | 7     | 18    |
| Tulane            | 18    | 13      | 16    | 7     | 19    |
| Alabama           | 38    | 12      | 14    | 3     | 16    |
| Troy              | 34    | 8       | 21    | 10    | 26    |
| Alabama           | 18    | 11      | 3     | 4     | 8     |
| South Carolina    | 40    | 20      | 8     | 25    | 11    |
| Alabama           | 30    | 12      | 12    | 8     | 19    |
| Arkansas          | 20    | 8       | 7     | 12    | 20    |
| Alabama           |       |         |       |       |       |
| Kentucky          |       |         |       |       |       |
| Alabama           |       |         |       |       |       |
| Missouri          |       |         |       |       |       |
| Alabama           |       |         |       |       |       |
| Auburn            |       |         |       |       |       |
| Alabama           |       |         |       |       |       |
| Tennessee         |       |         |       |       |       |
| Alabama           |       |         |       |       |       |
| Mississippi State |       |         |       |       |       |
| Alabama           |       |         |       |       |       |
| Georgia           |       |         |       |       |       |
| Alabama           |       |         |       |       |       |
| LSU               |       |         |       |       |       |
| Alabama           |       |         |       |       |       |
| Ole Miss          |       |         |       |       |       |
| Alabama           |       |         |       |       |       |
| Texas A&M         |       |         |       |       |       |
| Alabama           |       |         |       |       |       |
| Oklahoma          |       |         |       |       |       |
| Alabama           |       |         |       |       |       |
| South Carolina    |       |         |       |       |       |
| Alabama           |       |         |       |       |       |
| Florida           |       |         |       |       |       |
| Alabama           |       |         |       |       |       |
| Vanderbilt        |       |         |       |       |       |
| Alabama           |       |         |       |       |       |
| Texas             |       |         |       |       |       |
| Alabama Totals    | 534   | 280     | 189   | 131   | 306   |
| Average/Game      | 33.4  | 17.5    | 11.8  | 8.2   | 19.1  |
| Opponent Totals   | 404   | 155     | 127   | 121   | 231   |
| Average/Game      | 25.5  | 9.7     | 7.9   | 7.6   | 14.4  |



## ARMY ROTC x ALABAMA WBB

- During the preseason, the team participated in The University of Alabama's Army ROTC physical training on Sept. 19.
- After meeting outside of Foster Auditorium, the team along with members of ROTC did a weighted **ruck march** down to Butler field where they would be put through an Army Fitness Test.
- In return, the **ROTC attended the team's practice** on Oct. 22 where UA's strength and conditioning coach Kevin Markle ran warmups before assistant coach Chelsea Dungee-Artberry ran them through ballhandling and shooting drills.
- The ROTC made a promise to the team that they will put 1,000 miles on a basketball by the end of the season as they plan to carry it with them through every physical training over the next several months.

## SIGNING WITH TIANNA

- Alabama freshman Tianna Chambers is fluent in American Sign Language after taking ASL classes her sophomore year of high school at Cherry Creek.
- During the Crimson Tide's home games, fans can see Chambers signing the words "timeout" and "halftime".

## CURRY JOINS HEARTS ON THE COURT

- Head coach Kristy Curry is one of 19 women's basketball coaches to join the American Heart Association's "Go Red for Women Hearts on the Court" collective that focuses on spreading the word about cardiovascular health.
- Curry, along with six other Southeastern Conference coaches, is a part of the collective's inaugural group. Kim Mulkey (LSU, Collective Chair), Katie Abrahamson-Henderson (Georgia), Jennie Baranczyk (Oklahoma), Kenny Brooks (Kentucky), Kim Caldwell (Tennessee) and Kelly Rae Finley (Florida) round out the other SEC coaches.
- Throughout the season, the Hearts on the Court collective will launch several public service announcements through social media that will highlight ways people can be on the offense of their heart health.

## KELLY CURRY RECOGNIZED IN A STEP UP HOF CLASS

- Assistant coach Kelly Curry was named to the **A STEP UP Assistant Coaches Hall of Fame class of 2025** after finishing his 12th season with the Crimson Tide and 27th season overall as a coach on May 21, 2025.
- Curry started his coaching career at Louisiana Tech before spending seven years at both Purdue (1999-2006) and Texas Tech (2006-2013) prior to coming to Alabama in 2013.
- During his time at Alabama, he has helped the team to three consecutive NCAA appearances and four showings across five years as well as six 20-plus win seasons, which included a 24-9 record during the 2024-25 campaign. Curry has also assisted in developing some of the programs most successful players including Aaliyah Nye who holds the program record for most three pointers in a single season, Brittany Davis and Jasmine Walker who were both drafted into the WNBA, Jordan Lewis, who was named Newcomer of the Year by the Associated Press, and Sarah Ashlee Barker who stands at the program's most recognizable player.

## AS SEEN ON TV

- The Alabama women's basketball team finalized its television schedule for the 2025-26 season, as 13 games will be broadcast on the ESPN family of networks.
- The 13 television appearances mark the most airings for the Crimson Tide in the last three seasons.
- UA made its 2025-26 network debut on ESPNU during the ACC/SEC Challenge on Dec. 4, as the Tide downed Clemson, 72-48, inside Coleman Coliseum.
- The Tide will have a total of 11 conference games broadcast, all of which will be streamed on SEC Network and six additional home games following the ACC/SEC Challenge.

## CALLING COLEMAN COLISEUM HOME

- Alabama will play in historic Coleman Coliseum for the 10th straight season in 2025-26.
- UA split time between Foster Auditorium and Coleman Coliseum through 1975-81, playing 35 games at Foster during that time frame.
- The Tide permanently moved to Coleman Coliseum from 1981-2011. During the 2010-11 season, the women's basketball program played its final three games at Foster after it underwent a renovation.
- Then, the program played at Foster for the next five seasons (2011-16) except for four games, which included two season-opening doubleheaders with men's basketball and a pair of 5th Grade Fastbreak games.

## COMING SOON!

- Alabama Athletics formally proposed a Coleman Coliseum Basketball Training & Player Development Facility Expansion and Renovation during the summer of 2024.
- The proposed project consists of a 48,000 square-foot expansion on the southeast corner of Coleman Coliseum while renovating approximately 19,000 square feet of existing team space.

## LAST TIME IT HAPPENED ...

## ALABAMA INDIVIDUAL

**Scored 20+ points***Jessica Timmons (23) vs. Troy, Dec. 21, 2025***Scored 30+ points***Aaliyah Nye (32) at Ole Miss, Jan. 12, 2025***Scored 35+ points***Sarah Ashlee Barker (36) vs. Vanderbilt, Jan. 26, 2025***Scored 40+ points***Sarah Ashlee Barker (45) vs. Maryland, March 24, 2025***Consecutive 20-point games***Sarah Ashlee Barker (2) vs. LSU, Feb. 27, 2025 (21), at Oklahoma, March 2, 2025 (20)***Two players with 20+ point games***Zaay Green (22), Aaliyah Nye (23) vs. Green Bay, March 22, 2025***Three players with 20+ point games***Shafontaye Myers (33), Ashley Williams (22), Daisha Simmons (37) vs. Troy, Dec. 20, 2013***Made 10+ field goals***Zaay Green (10) at Oklahoma, March 2, 2025***Made 15+ field goals***Sarah Ashlee Barker (17) vs. Maryland, March 24, 2025***Attempted 20+ field goals***Sarah Ashlee Barker (25) vs. Maryland March 24, 2025***Attempted 30+ field goals***Julie Ellis (31) vs. Talledega, Jan. 14, 1973***Made six 3-point field goals***Aaliyah Nye (6) vs. Auburn, Feb. 23, 2025***Made seven 3-point field goals***Aaliyah Nye (7) at Ole Miss, Jan. 12, 2025***Made eight or more 3-point field goals***Aaliyah Nye (9) at Florida, Feb. 6, 2025***Attempted 10+ 3-point field goals***Zaay Green (11) at Oklahoma, March 2, 2025***Attempted 15+ 3-point field goals***Brittany Davis (15) vs. Texas A&M, Feb. 20, 2022***Attempted 20+ 3-point field goals***Shafontaye Myers (21) vs. North Texas, Nov. 19, 2012***Made 10 free throws***Jessica Timmons (10) vs. Kennesaw State, Dec. 1, 2025***Made 15 free throws***Shondra Johnson (16) vs. Providence, Dec. 2, 2001***Attempted 15 free throws***Cierra Johnson (16) vs. LSU, Jan. 20, 2019***Had 15 rebounds***Brittany Davis (17) vs. Auburn, Feb. 12, 2023***Had 20 rebounds***Tierney Jenkins (27) at Belmont, Nov. 21, 2009***Two players with double-digit rebounds***Christabel Ezumah (10), Karly Weathers (10) vs. Green Bay, March 22, 2025***Had 10 assists***Karly Weathers (10) vs. Florida, March 6 2025***Had 15 assists***Niesa Johnson (15) vs. Ole Miss, March 5, 1994***Had six blocked shots***Essence Cody (23), vs. McNeese, Nov. 6, 2025***Had seven blocked shots***Ashley Knight (7) vs. Alabama A&M, Nov. 10, 2017***Had eight or more blocked shots***Jada Rice (8) vs. Sam Houston, Dec. 13, 2021***Had five steals***Essence Cody (5) vs. Maryland, March 22, 2025***Had six steals***Brittany Davis (6) vs. Mercer, Nov. 30, 2022***Had seven steals***Cierra Johnson (7) at Georgia, Jan. 27, 2019***Had eight steals***Brittany Davis (8) vs. Troy, March 17, 2022***Double-double***Essence Cody (23 pts, 11 rebs) vs. McNeese, Nov. 6, 2025***Consecutive double-doubles***Karly Weathers (10 rebounds, 10 assists) vs. Florida, March 6, 2025 and (10 points, 10 rebounds) vs. Green Bay, March 22, 2025***Two players with double-doubles***Essence Cody (13 pts, 11 rebs), Zaay Green (22 pts, 10 rebs) vs. Georgia State, Dec. 2, 2024***Three straight double-doubles***Jasmine Walker vs. LSU (13 pts, 10 rebs), Jan. 7; at Vanderbilt (25 pts, 16 rebs), Jan. 10; at Mississippi State (10 points, 10 rebounds), Jan. 14***Five or more straight double-doubles***Tierney Jenkins (8), Nov. 12 - Dec. 2, 2010***Triple-double***Daisha Simmons (37 pts, 11 ast, 11 rebs) vs. Troy, Dec. 20, 2013***20 points & 20 rebounds***Laura Head (25 pts & 21 rebs), vs. Florida State, Jan. 30, 1989*

## LAST TIME IT HAPPENED ...

**ALABAMA TEAM****Scored 85 points**

92 vs. Alcorn State, Nov. 10, 2025

**Scored 90 points**

92 vs. Alcorn State, Nov. 10, 2025

**Scored 95 points**

98 vs. Georgia State, Dec. 2, 2024

**Scored 100 points**

108 vs. Maryland (2OT), March 24, 2025

**Had 50 rebounds**

55 vs. Norfolk State, Dec. 18, 2022

**Had 60 rebounds**

65 vs. Georgia State, Dec. 2, 2024

**Made 35 field goals**

35 at Arkansas, Jan. 19, 2025

**Made 40 field goals**

40 vs. Maryland (2OT), March 24, 2025

**Attempted 65 field goals**

69 vs. LSU, Feb. 27, 2025

**Attempted 70 field goals**

75 at Oklahoma, March 2, 2025

**Attempted 80 field goals**

86 vs. New Orleans, Nov. 4, 2024

**Attempted 90 field goals**

97 vs. North Texas, Nov. 19, 2012

**Made 10 3-point field goals**

13 vs. Arkansas, Jan. 4, 2026

**Attempted 30 3-point field goals**

31 at Oklahoma, March 2, 2025

**Made 25 free throws**

25 vs. Jacksonville, Dec. 20, 2023

**Made 30 free throws**

31 vs. Alabama State, Nov. 6, 2023

**Made 35 free throws**

36 vs. Ole Miss, Jan. 5, 2017

**Attempted 35 free throws**

35 vs. Troy, Nov. 10, 2024

**Attempted 50 free throws**

50 vs. Ole Miss, Jan. 5, 2018

**Had 20 assists**

21 vs. Samford, Nov. 19, 2025

**Had 25 assists**

25 at Auburn, Feb. 14, 2021

**Had 30 assists**

30 vs. South Alabama, Jan. 18, 1992

**Had 15 steals**

15 vs. Alcorn State, Nov. 10, 2025

**Had 20 steals**

23 vs. New Orleans, Nov. 4, 2024

**Had 25 steals**

30 vs. Oral Roberts, Feb. 25, 1993

**Had 10 blocks**

11 vs. McNeese, Nov. 6, 2025

**At least four starters score in double figures**

4 vs. Troy, Dec. 21, 2025

**Five players score in double figures**

vs. Samford, Nov. 19, 2025

**Six players score in double figures**

6, vs. Stetson, Nov. 3, 2025

## STARTING LINEUPS

## Opponent (W/L)

|                           |         |        |         |          |        |
|---------------------------|---------|--------|---------|----------|--------|
| Stetson (W, 82-73)        | Timmons | Scott* | Collins | Weathers | Cody   |
| McNeese (W, 64-44)        | Timmons | Scott  | Collins | Weathers | Cody   |
| Alcorn State (W, 92-39)   | Timmons | Scott  | Collins | Weathers | Cody   |
| Alabama A&M (W, 66-43)    | Timmons | Scott  | Collins | Weathers | Cody   |
| Samford (W, 84-45)        | Timmons | Scott  | Collins | Weathers | Cody   |
| Harvard (W, 80-60)        | Timmons | Scott  | Collins | Weathers | Cody   |
| Minnesota (W, 63-58)      | Timmons | Scott  | Collins | Weathers | Cody   |
| Kennesaw State (W, 79-65) | Timmons | Scott  | Collins | Weathers | Cody   |
| Clemson (W, 72-48)        | Timmons | Scott  | Collins | Weathers | Cody   |
| ULM (W, 75-38)            | Timmons | Scott  | Collins | Weathers | Jones* |
| Jackson State (W, 62-51)  | Timmons | Scott  | Collins | Weathers | Jones  |
| Sam Houston (W, 73-36)    | Timmons | Scott  | Collins | Weathers | Jones  |
| Tulane (W, 81-52)         | Timmons | Scott  | Collins | Weathers | Jones  |
| Troy (W, 77-59)           | Timmons | Scott  | Collins | Weathers | Jones  |
| South Carolina (L, 83-57) | Timmons | Scott  | Collins | Weathers | Cody   |
| Arkansas (W, 77-48)       | Timmons | Scott  | Collins | Weathers | Cody   |

Kentucky

Missouri

Auburn

Tennessee

Mississippi State

Georgia

LSU

Ole Miss

Texas A&amp;M

Oklahoma

South Carolina

Florida

Vanderbilt

Texas

\*Indicates first career start for Alabama

## TEAM GAME-BY-GAME

| Opponent       | Result   | FG    | FG%  | 3PT   | 3P%  | FT    | FT%  | O-D-T    | PF | A  | TO | Stl | Blk |
|----------------|----------|-------|------|-------|------|-------|------|----------|----|----|----|-----|-----|
| Stetson        | W, 82-73 | 26-62 | 41.9 | 7-25  | 28.0 | 23-32 | 71.9 | 13-25-38 | 13 | 12 | 8  | 12  | 5   |
| McNeese        | W, 64-44 | 20-41 | 48.4 | 6-19  | 31.6 | 18-23 | 78.3 | 9-32-41  | 12 | 10 | 22 | 6   | 11  |
| Alcorn State   | W, 92-39 | 33-59 | 55.9 | 11-22 | 50.0 | 15-18 | 83.3 | 8-31-39  | 18 | 19 | 15 | 15  | 6   |
| Alabama A&M    | W, 66-43 | 25-55 | 45.5 | 4-19  | 21.1 | 12-19 | 63.2 | 10-27-37 | 16 | 15 | 16 | 11  | 8   |
| Samford        | W, 84-45 | 31-59 | 52.5 | 12-24 | 50.0 | 10-16 | 62.5 | 13-29-42 | 10 | 21 | 11 | 8   | 5   |
| Harvard        | W, 80-60 | 29-53 | 54.7 | 5-12  | 41.7 | 17-22 | 77.3 | 9-24-33  | 18 | 16 | 17 | 10  | 3   |
| Minnesota      | W, 63-58 | 22-57 | 38.6 | 11-26 | 42.3 | 8-9   | 88.9 | 11-31-42 | 12 | 16 | 16 | 4   | 5   |
| Kennesaw State | W, 79-65 | 26-56 | 46.4 | 7-20  | 35.0 | 20-31 | 64.5 | 13-30-43 | 21 | 16 | 18 | 8   | 8   |
| Clemson        | W, 72-48 | 27-58 | 46.6 | 7-18  | 38.9 | 11-16 | 68.8 | 10-29-39 | 11 | 15 | 6  | 5   | 3   |
| ULM            | W, 75-38 | 32-58 | 55.2 | 7-24  | 29.2 | 4-5   | 80.0 | 10-27-37 | 11 | 14 | 18 | 13  | 5   |
| Jackson State  | W, 62-51 | 23-52 | 44.2 | 3-14  | 21.4 | 13-17 | 76.5 | 8-29-37  | 9  | 10 | 10 | 7   | 7   |
| Sam Houston    | W, 73-36 | 22-58 | 39.7 | 10-22 | 45.5 | 17-23 | 73.9 | 25-34-59 | 15 | 16 | 25 | 5   | 6   |
| Tulane         | W, 81-52 | 27-62 | 43.5 | 13-33 | 39.4 | 14-18 | 77.8 | 15-28-43 | 7  | 20 | 12 | 8   | 5   |
| Troy           | W, 77-59 | 30-66 | 45.5 | 8-25  | 32.0 | 9-15  | 60.0 | 11-33-44 | 15 | 15 | 12 | 6   | 2   |
| South Carolina | L, 57-83 | 22-60 | 36.7 | 9-29  | 31.0 | 4-6   | 66.7 | 7-22-29  | 14 | 13 | 16 | 3   | 10  |
| Arkansas       | W, 77-48 | 29-72 | 40.3 | 13-32 | 40.6 | 6-8   | 75.0 | 16-32-48 | 11 | 18 | 11 | 9   | 1   |

Kentucky

Missouri

Auburn

Tennessee

Mississippi State

Georgia

LSU

Ole Miss

Texas A&amp;M

Oklahoma

South Carolina

Florida

Vanderbilt

Texas





FRESHMAN

**ACE AUSTIN**  
#1 | Guard | 5-7  
SPRING GARDEN, ALA.  
SPRING GARDEN

2025-26 GAME-BY-GAME

| Opponent       | Min. | FG   | 3P  | FT  | O-D-T | PF | Pts | A | TO | Stl | Blk |
|----------------|------|------|-----|-----|-------|----|-----|---|----|-----|-----|
| Stetson        |      |      |     |     | DNP   |    |     |   |    |     |     |
| McNeese        | 28   | 1-6  | 0-3 | 4-4 | 1-2-3 | 2  | 6   | 4 | 1  | 0   | 0   |
| Alcorn State   | 23   | 4-7  | 1-2 | 7-8 | 2-3-5 | 2  | 16  | 1 | 1  | 1   | 0   |
| Alabama A&M    | 23   | 3-7  | 0-2 | 3-4 | 0-1-1 | 2  | 9   | 1 | 0  | 1   | 0   |
| Samford        | 29   | 8-14 | 4-8 | 1-2 | 0-2-2 | 2  | 21  | 5 | 1  | 3   | 0   |
| Harvard        | 26   | 5-9  | 3-5 | 4-4 | 0-1-1 | 3  | 17  | 1 | 6  | 2   | 0   |
| Minnesota      | 21   | 0-5  | 0-2 | 0-0 | 1-2-3 | 2  | 0   | 2 | 0  | 0   | 0   |
| Kennesaw State | 5    | 0-3  | 0-2 | 0-0 | 2-1-3 | 2  | 0   | 1 | 0  | 1   | 0   |
| Clemson        | 22   | 0-3  | 0-1 | 2-2 | 1-3-4 | 2  | 2   | 2 | 1  | 0   | 0   |
| ULM            | 18   | 1-3  | 0-2 | 0-0 | 0-1-1 | 1  | 2   | 2 | 2  | 0   | 0   |
| Jackson State  | 22   | 0-6  | 0-1 | 2-2 | 1-4-5 | 1  | 2   | 3 | 1  | 1   | 1   |
| Sam Houston    | 22   | 3-6  | 0-1 | 6-6 | 5-4-9 | 12 | 1   | 2 | 2  | 0   | 0   |
| Tulane         | 23   | 3-7  | 2-4 | 0-0 | 1-3-4 | 3  | 8   | 1 | 1  | 0   | 0   |
| Troy           | 15   | 0-2  | 0-1 | 0-0 | 0-0-0 | 3  | 0   | 3 | 0  | 0   | 0   |
| South Carolina | 25   | 2-6  | 1-4 | 1-2 | 0-3-3 | 3  | 6   | 3 | 1  | 0   | 1   |
| Arkansas       | 18   | 0-6  | 0-2 | 1-2 | 0-4-4 | 2  | 1   | 1 | 1  | 3   | 0   |

CAREER HIGHS

|              |    |                                   |
|--------------|----|-----------------------------------|
| Points       | 21 | Samford (11/19/25)                |
| Rebounds     | 5  | 2x, last Jackson State (12/14/25) |
| Assists      | 5  | Samford (11/19/25)                |
| Steals       | 3  | Samford (11/19/25)                |
| Blocks       | 1  | Jackson State (12/14/25)          |
| Minutes      | 30 | Samford (11/19/25)                |
| Field Goals  | 8  | Samford (11/19/25)                |
| FG Att.      | 14 | Samford (11/19/25)                |
| 3-Point FG   | 4  | Samford (11/19/25)                |
| 3-Point Att. | 8  | Samford (11/19/25)                |
| Free Throws  | 7  | Alcorn (11/10/25)                 |
| FT Att.      | 8  | Alcorn (11/10/25)                 |

2025-26 SEASON HIGHS

|              |    |                                   |
|--------------|----|-----------------------------------|
| Points       | 21 | Samford (11/19/25)                |
| Rebounds     | 5  | 2x, last Jackson State (12/14/25) |
| Assists      | 5  | Samford (11/19/25)                |
| Steals       | 3  | Samford (11/19/25)                |
| Blocks       | 1  | Jackson State (12/14/25)          |
| Minutes      | 30 | Samford (11/19/25)                |
| Field Goals  | 8  | Samford (11/19/25)                |
| FG Att.      | 14 | Samford (11/19/25)                |
| 3-Point FG   | 4  | Samford (11/19/25)                |
| 3-Point Att. | 8  | Samford (11/19/25)                |
| Free Throws  | 7  | Alcorn (11/10/25)                 |
| FT Att.      | 8  | Alcorn (11/10/25)                 |

MISCELLANEOUS STATS

| CATEGORY                | 2025-26 | CAREER |
|-------------------------|---------|--------|
| Games Started           |         |        |
| Double-digit scoring    | 3       | 3      |
| 20+ point games         | 1       | 1      |
| Double-digit rebounding |         |        |
| Double-doubles          |         |        |
| Led UA in scoring       | 1       | 1      |
| Led UA in rebounding    |         |        |
| Led UA in assists       | 1       | 1      |
| Led UA in steals        | 1       | 1      |
| Led UA in blocks        |         |        |

SEASON/CAREER STATS

| Year    | GP | GS | Min | Avg  | FG | FGA | Pct  | 3FG | 3FGA | Pct  | FT | FTA | Pct  | Off | Def | Tot | Avg | PF | A  | TO | Blk | Stl | Pts | Avg |
|---------|----|----|-----|------|----|-----|------|-----|------|------|----|-----|------|-----|-----|-----|-----|----|----|----|-----|-----|-----|-----|
| 2025-26 | 15 | 0  | 323 | 21.5 | 30 | 90  | .333 | 11  | 40   | .275 | 31 | 36  | .861 | 14  | 34  | 48  | 3.2 | 32 | 32 | 18 | 2   | 12  | 102 | 6.8 |
| TOTAL   | 15 | 0  | 323 | 21.5 | 30 | 90  | .333 | 11  | 40   | .275 | 31 | 36  | .861 | 14  | 34  | 48  | 3.2 | 32 | 32 | 18 | 2   | 12  | 102 | 6.8 |



SOPHOMORE

ERIS LESTER

#4 | GUARD | 5-11

JACKSONVILLE, FLA.  
MONTVERDE ACADEMY

2025-26 GAME-BY-GAME

| Opponent       | Min. | FG  | 3P  | FT  | O-D-T | PF | Pts | A | TO | Stl | Blk |
|----------------|------|-----|-----|-----|-------|----|-----|---|----|-----|-----|
| Stetson        |      |     |     |     | DNP   |    |     |   |    |     |     |
| McNeese        | 7    | 1-1 | 0-0 | 0-0 | 0-2-2 | 0  | 2   | 1 | 1  | 0   | 0   |
| Alcorn State   | 10   | 2-4 | 0-1 | 1-2 | 1-1-2 | 1  | 5   | 0 | 1  | 1   | 1   |
| Alabama A&M    |      |     |     |     | DNP   |    |     |   |    |     |     |
| Samford        |      |     |     |     | DNP   |    |     |   |    |     |     |
| Harvard        |      |     |     |     | DNP   |    |     |   |    |     |     |
| Minnesota      |      |     |     |     | DNP   |    |     |   |    |     |     |
| Kennesaw State | 8    | 1-4 | 0-1 | 1-4 | 1-1-2 | 0  | 0   | 1 | 0  | 1   | 0   |
| Clemson        | 3    | 0-1 | 0-0 | 0-0 | 0-0-0 | 1  | 0   | 0 | 0  | 0   | 0   |
| ULM            | 10   | 2-3 | 0-0 | 0-0 | 0-2-2 | 1  | 4   | 1 | 2  | 1   | 0   |
| Jackson State  |      |     |     |     | DNP   |    |     |   |    |     |     |
| Sam Houston    |      |     |     |     | DNP   |    |     |   |    |     |     |
| Tulane         |      |     |     |     | DNP   |    |     |   |    |     |     |
| Troy           |      |     |     |     | DNP   |    |     |   |    |     |     |
| South Carolina |      |     |     |     | DNP   |    |     |   |    |     |     |
| Arkansas       |      |     |     |     | DNP   |    |     |   |    |     |     |

CAREER HIGHS

|              |    |                          |
|--------------|----|--------------------------|
| Points       | 16 | New Orleans (11/04/24)   |
| Rebounds     | 8  | Jacksonville (12/29/24)  |
| Assists      | 3  | Jacksonville (12/29/24)  |
| Steals       | 2  | New Orleans (11/04/24)   |
| Blocks       | 2  | Jacksonville (12/29/24)  |
| Minutes      | 26 | Georgia State (12/02/24) |
| Field Goals  | 7  | New Orleans (11/04/24)   |
| FG Att.      | 13 | New Orleans (11/04/24)   |
| 3-Point FG   | 2  | Georgia State (12/2/24)  |
| 3-Point Att. | 3  | Jacksonville (12/29/24)  |
| Free Throws  | 4  | Alcorn (11/14/24)        |
| FT Att.      | 6  | Texas (01/09/25)         |

2025-26 SEASON HIGHS

|              |    |                         |
|--------------|----|-------------------------|
| Points       | 5  | Alcorn (11/10/25)       |
| Rebounds     | 2  | ULM (12/07/25)          |
| Assists      | 1  | ULM (12/07/25)          |
| Steals       | 1  | ULM (12/07/25)          |
| Blocks       | 1  | Alcorn (11/10/25)       |
| Minutes      | 10 | ULM (12/07/25)          |
| Field Goals  | 2  | ULM (12/07/25)          |
| FG Att.      | 4  | Kennesaw St. (12/01/25) |
| 3-Point FG   |    |                         |
| 3-Point Att. | 1  | Kennesaw St. (12/01/25) |
| Free Throws  | 1  | Kennesaw St. (12/01/25) |
| FT Att.      | 4  | Kennesaw St. (12/01/25) |

MISCELLANEOUS STATS

| CATEGORY                | 2025-26 | CAREER |
|-------------------------|---------|--------|
| Games Started           |         |        |
| Double-digit scoring    |         |        |
| 20+ point games         |         |        |
| Double-digit rebounding |         |        |
| Double-doubles          |         |        |
| Led UA in scoring       |         |        |
| Led UA in rebounding    |         |        |
| Led UA in assists       |         |        |
| Led UA in steals        |         |        |
| Led UA in blocks        |         |        |

SEASON/CAREER STATS

| Year    | GP | GS | Min | Avg | FG | FGA | Pct  | 3FG | 3FGA | Pct  | FT | FTA  | Pct  | Off | Def | Tot | Avg | PF | A  | TO | Blk | Stl | Pts | Avg |
|---------|----|----|-----|-----|----|-----|------|-----|------|------|----|------|------|-----|-----|-----|-----|----|----|----|-----|-----|-----|-----|
| 2024-25 | 30 | 0  | 291 | 9.7 | 45 | 105 | .429 | 9   | 25   | .360 | 23 | .639 | 1    | 20  | 43  | 63  | 2.1 | 30 | 11 | 30 | 3   | 7   | 122 | 4.1 |
| 2025-26 | 5  | 0  | 38  | 7.6 | 6  | 13  | .462 | 0   | 2    | .000 | 2  | 6    | .333 | 2   | 6   | 8   | 1.6 | 3  | 2  | 6  | 1   | 3   | 14  | 2.8 |
| TOTAL   | 35 | 0  | 329 | 9.4 | 51 | 118 | .432 | 9   | 27   | .333 | 25 | 42   | .595 | 22  | 49  | 71  | 2.0 | 33 | 13 | 36 | 4   | 10  | 136 | 3.9 |



R- SOPHOMORE

REYCHEL DOUGLAS

#5 | GUARD | 6-0

RALEIGH, N.C.

MILLBROOK MAGNET HS

2025-26 GAME-BY-GAME

| Opponent       | Min. | FG  | 3P  | FT  | O-D-T | PF | Pts | A | TO | Stl | Blk |
|----------------|------|-----|-----|-----|-------|----|-----|---|----|-----|-----|
| Stetson        |      |     |     |     | DNP   |    |     |   |    |     |     |
| McNeese        |      |     |     |     | DNP   |    |     |   |    |     |     |
| Alcorn State   | 6    | 1-2 | 1-1 | 0-0 | 0-1-1 | 0  | 3   | 1 | 0  | 0   | 0   |
| Alabama A&M    |      |     |     |     | DNP   |    |     |   |    |     |     |
| Samford        | 6    | 0-0 | 0-0 | 0-0 | 0-0-0 | 0  | 0   | 1 | 1  | 0   | 0   |
| Harvard        |      |     |     |     | DNP   |    |     |   |    |     |     |
| Minnesota      |      |     |     |     | DNP   |    |     |   |    |     |     |
| Kennesaw State |      |     |     |     | DNP   |    |     |   |    |     |     |
| Clemson        |      |     |     |     | DNP   |    |     |   |    |     |     |
| ULM            | 4    | 0-1 | 0-0 | 0-0 | 0-1-1 | 0  | 0   | 0 | 2  | 0   | 0   |
| Jackson State  |      |     |     |     | DNP   |    |     |   |    |     |     |
| Sam Houston    | 11   | 1-5 | 0-1 | 0-0 | 2-1-3 | 1  | 2   | 1 | 0  | 0   | 1   |
| Tulane         | 3    | 0-2 | 0-2 | 2-2 | 1-1-2 | 0  | 2   | 0 | 2  | 0   | 0   |
| Troy           |      |     |     |     | DNP   |    |     |   |    |     |     |
| South Carolina |      |     |     |     | DNP   |    |     |   |    |     |     |
| Arkansas       |      |     |     |     | DNP   |    |     |   |    |     |     |

CAREER HIGHS

|              |       |                             |
|--------------|-------|-----------------------------|
| Points       | 3     | Coastal Carolina (12/06/23) |
| Rebounds     | 5     | South Carolina (02/22/2023) |
| Assists      | 2     | Jacksonville (12/20/2023)   |
| Steals       | 1     | Tennessee (03/08/2024)      |
| Blocks       | 1     | LSU (02/11/2024)            |
| Minutes      | 10:00 | South Carolina (02/22/2024) |
| Field Goals  | 1     | Kentucky (01/28/2024)       |
| FG Att.      | 3     | Tennessee (03/08/2024)      |
| 3-Point FG   | 1     | Alcorn (11/10/25)           |
| 3-Point Att. | 2     | Tennessee (03/08/2024)      |
| Free Throws  | 3     | Alabama State (11/06/23)    |
| FT Att.      | 4     | Alabama State (11/06/23)    |

2025-26 SEASON HIGHS

|              |   |                    |
|--------------|---|--------------------|
| Points       | 3 | Alcorn (11/10/25)  |
| Rebounds     | 1 | ULM (12/07/25)     |
| Assists      | 1 | Samford (11/19/25) |
| Steals       |   |                    |
| Blocks       |   |                    |
| Minutes      | 6 | Samford (11/19/25) |
| Field Goals  | 1 | Alcorn (11/10/25)  |
| FG Att.      | 2 | Alcorn (11/10/25)  |
| 3-Point FG   | 1 | Alcorn (11/10/25)  |
| 3-Point Att. | 1 | Alcorn (11/10/25)  |
| Free Throws  |   |                    |
| FT Att.      |   |                    |

MISCELLANEOUS STATS

| CATEGORY                | 2025-26 | CAREER |
|-------------------------|---------|--------|
| Games Started           |         |        |
| Double-digit scoring    |         |        |
| 20+ point games         |         |        |
| Double-digit rebounding |         |        |
| Double-doubles          |         |        |
| Led UA in scoring       |         |        |
| Led UA in rebounding    |         |        |
| Led UA in assists       |         |        |
| Led UA in steals        |         |        |
| Led UA in blocks        |         |        |

SEASON/CAREER STATS

| Year    | GP | GS | Min | Avg | FG | FGA | Pct  | 3FG | 3FGA | Pct  | FT | FTA | Pct   | Off | Def | Tot | Avg | PF | A  | TO | Blk | Stl | Pts | Avg |
|---------|----|----|-----|-----|----|-----|------|-----|------|------|----|-----|-------|-----|-----|-----|-----|----|----|----|-----|-----|-----|-----|
| 2023-24 | 17 | 0  | 87  | 5.1 | 3  | 19  | .158 | 0   | 4    | .000 | 7  | 14  | .500  | 9   | 4   | 13  | 0.8 | 5  | 7  | 8  | 2   | 4   | 13  | .08 |
| 2024-25 |    |    |     |     |    |     |      |     |      |      |    |     |       |     |     |     |     |    |    |    |     |     |     |     |
| 2025-26 | 5  | 0  | 30  | 6.0 | 2  | 10  | .200 | 1   | 4    | .250 | 2  | 2   | 1.000 | 3   | 4   | 7   | 1.4 | 1  | 3  | 5  | 1   | 0   | 7   | 1.4 |
| TOTAL   | 22 | 0  | 117 | 5.3 | 5  | 29  | .172 | 1   | 8    | .125 | 9  | 16  | .563  | 12  | 8   | 20  | .9  | 6  | 10 | 13 | 3   | 4   | 20  | .9  |



## WAIATA JENNINGS

#7 | GUARD | 5-9

ROTORUA, NEW ZEALAND  
BAYLOR

## 2025-26 GAME-BY-GAME

| Opponent       | Min. | FG  | 3P  | FT  | O-D-T | PF | Pts | A | TO | Stl | Blk |
|----------------|------|-----|-----|-----|-------|----|-----|---|----|-----|-----|
| Stetson        |      |     |     |     | DNP   |    |     |   |    |     |     |
| McNeese        |      |     |     |     | DNP   |    |     |   |    |     |     |
| Alcorn State   |      |     |     |     | DNP   |    |     |   |    |     |     |
| Alabama A&M    |      |     |     |     | DNP   |    |     |   |    |     |     |
| Samford        |      |     |     |     | DNP   |    |     |   |    |     |     |
| Harvard        |      |     |     |     | DNP   |    |     |   |    |     |     |
| Minnesota      |      |     |     |     | DNP   |    |     |   |    |     |     |
| Kennesaw State | 3    | 0-2 | 0-2 | 0-0 | 0-0-0 | 2  | 0   | 0 | 1  | 0   | 0   |
| Clemson        | 6    | 2-2 | 0-0 | 0-0 | 0-0-0 | 1  | 4   | 0 | 0  | 1   | 0   |
| ULM            | 20   | 4-7 | 0-2 | 1-1 | 0-2-2 | 2  | 9   | 0 | 2  | 4   | 1   |
| Jackson State  | 8    | 1-2 | 0-1 | 0-0 | 0-1-1 | 0  | 2   | 1 | 1  | 0   | 0   |
| Sam Houston    | 16   | 0-5 | 0-3 | 1-2 | 1-3-4 | 2  | 1   | 1 | 3  | 0   | 0   |
| Tulane         | 3    | 0-0 | 0-0 | 0-0 | 0-0-0 | 0  | 0   | 0 | 0  | 0   | 0   |
| Troy           | 1    | 0-0 | 0-0 | 0-0 | 0-0-0 | 0  | 0   | 0 | 0  | 0   | 0   |
| South Carolina | 1    | 0-0 | 0-0 | 0-0 | 0-0-0 | 0  | 0   | 0 | 0  | 0   | 0   |
| Arkansas       | 18   | 3-5 | 2-3 | 0-0 | 0-3-3 | 1  | 8   | 0 | 0  | 0   | 0   |

## CAREER HIGHS (AT UA)

|              |    |                          |
|--------------|----|--------------------------|
| Points       | 9  | ULM (12/07/25)           |
| Rebounds     | 3  | Arkansas (01/04/25)      |
| Assists      | 1  | Jackson State (12/14/26) |
| Steals       | 4  | ULM (12/07/25)           |
| Blocks       | 1  | ULM (12/07/25)           |
| Minutes      | 20 | ULM (12/07/25)           |
| Field Goals  | 4  | ULM (12/07/25)           |
| Field Att.   | 7  | ULM (12/07/25)           |
| 3-Point FG   | 2  | Arkansas (01/04/26)      |
| 3-Point Att. | 3  | Arkansas (01/04/26)      |
| Free Throws  | 1  | ULM (12/07/25)           |
| FT Att.      | 1  | ULM (12/07/25)           |

## 2025-26 SEASON HIGHS

|              |    |                          |
|--------------|----|--------------------------|
| Points       | 9  | ULM (12/07/25)           |
| Rebounds     | 3  | Arkansas (01/04/25)      |
| Assists      | 1  | Jackson State (12/14/26) |
| Steals       | 4  | ULM (12/07/25)           |
| Blocks       | 1  | ULM (12/07/25)           |
| Minutes      | 20 | ULM (12/07/25)           |
| Field Goals  | 4  | ULM (12/07/25)           |
| Field Att.   | 7  | ULM (12/07/25)           |
| 3-Point FG   | 2  | Arkansas (01/04/26)      |
| 3-Point Att. | 3  | Arkansas (01/04/26)      |
| Free Throws  | 1  | ULM (12/07/25)           |
| FT Att.      | 1  | ULM (12/07/25)           |

## MISCELLANEOUS STATS

| CATEGORY                | 2025-26 | CAREER(UA) |
|-------------------------|---------|------------|
| Games Started           |         | 64 (0)     |
| Double-digit scoring    |         | 63 (0)     |
| 20+ point games         |         | 39 (0)     |
| Double-digit rebounding |         | 9 (0)      |
| Double-doubles          |         | 7 (0)      |
| Led UA in scoring       |         |            |
| Led UA in rebounding    |         |            |
| Led UA in assists       |         |            |
| Led UA in steals        |         |            |
| Led UA in blocks        |         |            |

## SEASON/CAREER STATS

| Year           | GP         | GS        | Min          | Avg         | FG         | FGA          | Pct         | 3FG       | 3FGA       | Pct         | FT         | FTA        | Pct         | Off        | Def        | Tot        | Avg        | PF         | A          | TO         | Blk       | Stl        | Pts          | Avg         |
|----------------|------------|-----------|--------------|-------------|------------|--------------|-------------|-----------|------------|-------------|------------|------------|-------------|------------|------------|------------|------------|------------|------------|------------|-----------|------------|--------------|-------------|
| 2022-2023 COLL | 31         | 31        | 889          | 28.7        | 201        | 427          | .471        | 21        | 83         | .253        | 86         | 135        | .637        | 51         | 131        | 182        | 5.9        | 51         | 72         | 98         | 9         | 92         | 509          | 16.4        |
| 2023-2024 COLL | 33         | 33        | 1,135        | 34.4        | 284        | 621          | .457        | 60        | 183        | .328        | 90         | 125        | .720        | 44         | 208        | 252        | 7.6        | 83         | 109        | 91         | 32        | 117        | 718          | 21.8        |
| 2024-25 BU     | 30         | 0         | 321          | 10.7        | 22         | 56           | .393        | 13        | 38         | .342        | 4          | 4          | 1.000       | 5          | 28         | 33         | 11         | 0          | 15         | 13         | 3         | 24         | 61           | 2.0         |
| 2025-26        | 9          | 0         | 77           | 8.6         | 10         | 23           | .435        | 2         | 11         | .182        | 2          | 3          | .667        | 1          | 9          | 10         | 1.1        | 8          | 2          | 7          | 1         | 5          | 24           | 2.7         |
| <b>TOTAL</b>   | <b>100</b> | <b>64</b> | <b>2,400</b> | <b>24.0</b> | <b>515</b> | <b>1,120</b> | <b>.460</b> | <b>96</b> | <b>312</b> | <b>.307</b> | <b>182</b> | <b>266</b> | <b>.684</b> | <b>100</b> | <b>373</b> | <b>473</b> | <b>4.7</b> | <b>139</b> | <b>197</b> | <b>206</b> | <b>45</b> | <b>238</b> | <b>1,311</b> | <b>13.1</b> |





FRESHMAN

**TIANNA CHAMBERS**

#11 | FORWARD | 6-1

AURORA, COLO.  
CHERRY CREEK**2025-26 GAME-BY-GAME**

| Opponent       | Min. | FG  | 3P  | FT  | O-D-T | PF | Pts | A  | TO | Stl | Blk |
|----------------|------|-----|-----|-----|-------|----|-----|----|----|-----|-----|
| Stetson        |      |     |     |     | DNP   |    |     |    |    |     |     |
| McNeese        |      |     |     |     | DNP   |    |     |    |    |     |     |
| Alcorn State   | 6    | 0-0 | 0-0 | 0-0 | 0-0-0 | 1  | 0   | 1  | 1  | 1   | 0   |
| Alabama A&M    |      |     |     |     | DNP   |    |     |    |    |     |     |
| Samford        |      |     |     |     | DNP   |    |     |    |    |     |     |
| Harvard        |      |     |     |     | DNP   |    |     |    |    |     |     |
| Minnesota      |      |     |     |     | DNP   |    |     |    |    |     |     |
| Kennesaw State |      |     |     |     | DNP   |    |     |    |    |     |     |
| Clemson        |      |     |     |     | DNP   |    |     |    |    |     |     |
| ULM            | 4    | 0-0 | 0-0 | 0-0 | 0-1-1 | 1  | 0   | 0  | 0  | 0   | 0   |
| Jackson State  | 2    | 0-0 | 0-0 | 0-0 | 0-0-0 | 2  | 0   | 0  | 1  | 0   | 1   |
| Sam Houston    | 7    | 1-4 | 0-0 | 0-0 | 0-1-1 | 0  | 2   | -0 | 2  | 0   | 0   |
| Tulane         | 2    | 0-0 | 0-0 | 0-2 | 0-1-1 | 0  | 0   | 0  | 0  | 0   | 0   |
| Troy           |      |     |     |     | DNP   |    |     |    |    |     |     |
| South Carolina |      |     |     |     | DNP   |    |     |    |    |     |     |
| Arkansas       | 3    | 0-0 | 0-0 | 0-0 | 0-0-0 | 0  | 0   | 0  | 0  | 0   | 0   |

**CAREER HIGHS**

|              |   |                          |
|--------------|---|--------------------------|
| Points       |   |                          |
| Rebounds     | 1 | ULM (12/07/25)           |
| Assists      | 1 | Alcorn (11/10/25)        |
| Steals       | 1 | Alcorn (11/10/25)        |
| Blocks       | 1 | Jackson State (12/14/25) |
| Minutes      | 6 | ULM (12/07/25)           |
| Field Goals  |   |                          |
| FG Att.      |   |                          |
| 3-Point FG   |   |                          |
| 3-Point Att. |   |                          |
| Free Throws  |   |                          |
| FT Att.      |   |                          |

**2025-26 SEASON HIGHS**

|              |   |                          |
|--------------|---|--------------------------|
| Points       |   |                          |
| Rebounds     | 1 | ULM (12/07/25)           |
| Assists      | 1 | Alcorn (11/10/25)        |
| Steals       | 1 | ULM (12/07/25)           |
| Blocks       | 1 | Jackson State (12/14/25) |
| Minutes      | 7 | Sam Houston (12/16/15)   |
| Field Goals  |   |                          |
| FG Att.      |   |                          |
| 3-Point FG   |   |                          |
| 3-Point Att. |   |                          |
| Free Throws  |   |                          |
| FT Att.      |   |                          |

**MISCELLANEOUS STATS**

| CATEGORY                | 2025-26 | CAREER |
|-------------------------|---------|--------|
| Games Started           |         |        |
| Double-digit scoring    |         |        |
| 20+ point games         |         |        |
| Double-digit rebounding |         |        |
| Double-doubles          |         |        |
| Led UA in scoring       |         |        |
| Led UA in rebounding    |         |        |
| Led UA in assists       |         |        |
| Led UA in steals        |         |        |
| Led UA in blocks        |         |        |

**CAREER STATS**

| Year          | GP       | GS       | Min       | Avg        | FG       | FGA      | Pct         | 3FG      | 3FGA     | Pct         | FT       | FTA      | Pct         | Off      | Def      | Tot      | Avg        | PF       | A        | TO       | Blk      | Stl      | Pts      | Avg        |
|---------------|----------|----------|-----------|------------|----------|----------|-------------|----------|----------|-------------|----------|----------|-------------|----------|----------|----------|------------|----------|----------|----------|----------|----------|----------|------------|
| 2025-26       | 6        | 0        | 24        | 4.0        | 1        | 4        | .250        | 0        | 0        | .000        | 0        | 2        | .000        | 0        | 3        | 3        | 0.5        | 4        | 1        | 4        | 1        | 1        | 2        | 0.3        |
| <b>TOTALS</b> | <b>6</b> | <b>0</b> | <b>24</b> | <b>4.0</b> | <b>1</b> | <b>4</b> | <b>.250</b> | <b>0</b> | <b>0</b> | <b>.000</b> | <b>0</b> | <b>2</b> | <b>.000</b> | <b>0</b> | <b>3</b> | <b>3</b> | <b>0.5</b> | <b>4</b> | <b>1</b> | <b>4</b> | <b>1</b> | <b>1</b> | <b>2</b> | <b>0.3</b> |



SENIOR

**TA'MIA SCOTT**

#15 | GUARD | 6-0

CLARKSVILLE, TENN.  
MIDDLE TENNESSEE**2025-26 GAME-BY-GAME**

| Opponent       | Min. | FG   | 3P  | FT  | O-D-T | PF | Pts | A | TO | Stl | Blk |
|----------------|------|------|-----|-----|-------|----|-----|---|----|-----|-----|
| Stetson        | 35   | 5-13 | 1-6 | 1-2 | 0-6-6 | 1  | 12  | 1 | 0  | 2   | 0   |
| McNeese        | 20   | 3-6  | 0-2 | 1-2 | 1-1-2 | 2  | 7   | 1 | 2  | 1   | 1   |
| Alcorn State   | 21   | 4-6  | 3-4 | 0-0 | 0-2-2 | 2  | 11  | 2 | 3  | 2   | 1   |
| Alabama A&M    | 24   | 3-9  | 1-4 | 0-0 | 1-5-6 | 1  | 7   | 1 | 5  | 1   | 1   |
| Samford        | 26   | 4-6  | 2-3 | 0-0 | 0-4-4 | 0  | 10  | 3 | 3  | 0   | 1   |
| Harvard        | 15   | 1-3  | 0-1 | 0-0 | 0-0-0 | 0  | 2   | 1 | 1  | 0   | 1   |
| Minnesota      | 22   | 3-8  | 2-5 | 0-0 | 0-5-5 | 1  | 8   | 2 | 0  | 1   | 0   |
| Kennesaw State | 21   | 2-4  | 2-3 | 0-0 | 0-2-2 | 1  | 6   | 1 | 1  | 0   | 3   |
| Clemson        | 28   | 4-13 | 1-5 | 0-0 | 0-4-4 | 0  | 9   | 2 | 1  | 0   | 0   |
| ULM            | 19   | 5-8  | 1-4 | 0-0 | 1-3-4 | 1  | 11  | 0 | 0  | 0   | 1   |
| Jackson State  | 21   | 1-4  | 0-1 | 0-0 | 0-0-0 | 0  | 2   | 0 | 1  | 0   | 0   |
| Sam Houston    | 21   | 4-5  | 4-5 | 0-2 | 0-8-8 | 1  | 12  | 2 | 1  | 1   | 1   |
| Tulane         | 24   | 2-7  | 1-4 | 2-2 | 0-2-2 | 1  | 7   | 4 | 1  | 1   | 1   |
| Troy           | 29   | 4-9  | 1-5 | 0-1 | 0-1-1 | 2  | 9   | 0 | 3  | 0   | 1   |
| South Carolina | 24   | 2-9  | 1-5 | 0-0 | 0-2-2 | 1  | 5   | 1 | 1  | 2   | 1   |
| Arkansas       | 20   | 6-10 | 4-6 | 0-0 | 1-4-5 | 3  | 16  | 1 | 1  | 1   | 0   |

**CAREER HIGHS (AT UA)**

|              |    |                              |
|--------------|----|------------------------------|
| Points       | 16 | Arkansas (01/04/26)          |
| Rebounds     | 6  | Alabama A&M (11/17/25)       |
| Assists      | 3  | Samford (11/19/25)           |
| Steals       | 2  | Alcorn (11/10/25)            |
| Blocks       | 3  | Kennesaw St. (12/01/25)      |
| Minutes      | 35 | Stetson (11/03/25)           |
| Field Goals  | 6  | Arkansas (01/04/26)          |
| FG Att.      | 13 | Clemson (12/04/25)           |
| 3-Point FG   | 4  | Arkansas (01/04/26)          |
| 3-Point Att. | 6  | 2x, last Arkansas (01/04/26) |
| Free Throws  | 1  | McNeese (11/06/25)           |
| FT Att.      | 2  | McNeese (11/06/25)           |

**2025-26 SEASON HIGHS**

|              |    |                              |
|--------------|----|------------------------------|
| Points       | 16 | Arkansas (01/04/26)          |
| Rebounds     | 6  | Alabama A&M (11/17/25)       |
| Assists      | 3  | Samford (11/19/25)           |
| Steals       | 2  | Alcorn (11/10/25)            |
| Blocks       | 3  | Kennesaw St. (12/01/25)      |
| Minutes      | 35 | Stetson (11/03/25)           |
| Field Goals  | 6  | Arkansas (01/04/26)          |
| FG Att.      | 13 | Clemson (12/04/25)           |
| 3-Point FG   | 4  | Arkansas (01/04/26)          |
| 3-Point Att. | 6  | 2x, last Arkansas (01/04/26) |
| Free Throws  | 1  | McNeese (11/06/25)           |
| FT Att.      | 2  | McNeese (11/06/25)           |

**MISCELLANEOUS STATS**

| CATEGORY                | 2025-26 | CAREER (UA) |
|-------------------------|---------|-------------|
| Games Started           | 16      | 86 (16)     |
| Double-digit scoring    | 6       | 57 (6)      |
| 20+ point games         |         | 20 (0)      |
| Double-digit rebounding |         | 11 (0)      |
| Double-doubles          |         | 8(0)        |
| Led UA in scoring       | 1       | 1           |
| Led UA in rebounding    |         |             |
| Led UA in assists       |         |             |
| Led UA in steals        |         |             |
| Led UA in blocks        |         |             |

**SEASON/CAREER STATS**

| Year          | GP         | GS        | Min          | Avg         | FG         | FGA        | Pct         | 3FG        | 3FGA       | Pct         | FT         | FTA        | Pct         | Off       | Def        | Tot        | Avg        | PF         | A          | TO         | Blk       | Stl        | Pts         | Avg         |
|---------------|------------|-----------|--------------|-------------|------------|------------|-------------|------------|------------|-------------|------------|------------|-------------|-----------|------------|------------|------------|------------|------------|------------|-----------|------------|-------------|-------------|
| 2022-23 MTSU  | 25         | 0         | 207          | 8.3         | 18         | 41         | .439        | 2          | 10         | .200        | 14         | 26         | .538        | 8         | 34         | 42         | 1.7        | 12         | 2          | 9          | 6         | 10         | 52          | 2.1         |
| 2023-24 MTSU  | 35         | 35        | 1,236        | 35.3        | 151        | 341        | .443        | 46         | 124        | .371        | 80         | 104        | .769        | 39        | 158        | 197        | 5.6        | 64         | 54         | 68         | 39        | 57         | 428         | 12.2        |
| 2024-24 MTSU  | 35         | 35        | 1,242        | 35.5        | 211        | 471        | .448        | 46         | 128        | .359        | 118        | 172        | .686        | 36        | 196        | 232        | 6.6        | 62         | 56         | 90         | 42        | 32         | 586         | 16.7        |
| 2025-2026     | 16         | 16        | 371          | 23.2        | 53         | 120        | .442        | 24         | 63         | .381        | 4          | 9          | .444        | 4         | 49         | 53         | 3.3        | 19         | 22         | 24         | 12        | 13         | 134         | 8.4         |
| <b>TOTALS</b> | <b>111</b> | <b>86</b> | <b>2,958</b> | <b>27.5</b> | <b>433</b> | <b>973</b> | <b>.445</b> | <b>118</b> | <b>325</b> | <b>.363</b> | <b>216</b> | <b>311</b> | <b>.695</b> | <b>87</b> | <b>437</b> | <b>524</b> | <b>4.7</b> | <b>157</b> | <b>134</b> | <b>191</b> | <b>99</b> | <b>111</b> | <b>1151</b> | <b>10.8</b> |



FRESHMAN

**LOURDES DA SILVA COSTA**

#17 | FORWARD | 6-3

STOCKHOLM, SWEDEN  
MONTEVERDE ACADEMY

**2025-26 GAME-BY-GAME**

| Opponent       | Min. | FG  | 3P  | FT  | O-D-T | PF | Pts | A | TO | Stl | Blk |
|----------------|------|-----|-----|-----|-------|----|-----|---|----|-----|-----|
| Stetson        | 7    | 0-5 | 0-2 | 1-4 | 2-1-3 | 0  | 1   | 0 | 1  | 0   | 0   |
| McNeese        | 3    | 0-0 | 0-0 | 0-0 | 0-0-0 | 0  | 0   | 0 | 1  | 0   | 0   |
| Alcorn State   | 17   | 0-1 | 0-1 | 0-0 | 0-3-3 | 2  | 0   | 3 | 3  | 1   | 0   |
| Alabama A&M    | 7    | 2-3 | 0-0 | 0-0 | 0-1-1 | 0  | 4   | 1 | 0  | 1   | 0   |
| Samford        | 9    | 0-3 | 0-0 | 0-0 | 3-0-3 | 0  | 0   | 0 | 2  | 0   | 1   |
| Harvard        | 2    | 0-0 | 0-0 | 2-2 | 0-0-0 | 0  | 2   | 0 | 0  | 0   | 0   |
| Minnesota      | 2    | 0-0 | 0-0 | 0-0 | 0-0-0 | 0  | 0   | 0 | 0  | 0   | 0   |
| Kennesaw State | 10   | 2-3 | 0-0 | 0-0 | 1-1-2 | 0  | 4   | 1 | 0  | 0   | 0   |
| Clemson        | 3    | 0-0 | 0-0 | 0-0 | 0-0-0 | 0  | 0   | 0 | 0  | 0   | 0   |
| ULM            | 14   | 3-7 | 0-0 | 0-0 | 2-1-3 | 1  | 6   | 1 | 2  | 0   | 0   |
| Jackson State  | 12   | 2-2 | 0-0 | 2-2 | 1-3-4 | 0  | 6   | 2 | 5  | 1   | 0   |
| Sam Houston    | 18   | 3-6 | 1-1 | 2-2 | 6-2-8 | 2  | 9   | 3 | 6  | 0   | 1   |
| Tulane         | 11   | 1-3 | 0-0 | 2-2 | 4-2-6 | 0  | 4   | 0 | 1  | 0   | 1   |
| Troy           | 3    | 0-2 | 0-1 | 0-0 | 0-0-0 | 0  | 0   | 0 | 0  | 0   | 0   |
| South Carolina | 7    | 0-4 | 0-1 | 0-0 | 0-3-3 | 0  | 0   | 0 | 0  | 0   | 0   |
| Arkansas       | 7    | 2-4 | 1-3 | 0-0 | 0-0-0 | 0  | 5   | 0 | 1  | 1   | 0   |

**CAREER HIGHS**

|              |    |                              |
|--------------|----|------------------------------|
| Points       | 6  | ULM (12/07/25)               |
| Rebounds     | 4  | Jackson State (12/14/25)     |
| Assists      | 3  | Alcorn (11/10/25)            |
| Steals       | 1  | 2x, last Arkansas (01/04/26) |
| Blocks       | 1  | Samford (11/19/25)           |
| Minutes      | 17 | Alcorn (11/10/25)            |
| Field Goals  | 3  | ULM (12/07/25)               |
| FG Att.      | 7  | ULM (12/07/25)               |
| 3-Point FG   | 1  | Arkansas (01/04/26)          |
| 3-Point Att. | 2  | Stetson (11/03/25)           |
| Free Throws  | 2  | Harvard (11/24/25)           |
| FT Att.      | 4  | Stetson (11/03/25)           |

**2025-26 SEASON HIGHS**

|              |    |                              |
|--------------|----|------------------------------|
| Points       | 6  | ULM (12/07/25)               |
| Rebounds     | 4  | Jackson State (12/14/25)     |
| Assists      | 3  | Alcorn (11/10/25)            |
| Steals       | 1  | 2x, last Arkansas (01/04/26) |
| Blocks       | 1  | Samford (11/19/25)           |
| Minutes      | 17 | Alcorn (11/10/25)            |
| Field Goals  | 3  | ULM (12/07/25)               |
| FG Att.      | 7  | ULM (12/07/25)               |
| 3-Point FG   | 1  | Arkansas (01/04/26)          |
| 3-Point Att. | 2  | Stetson (11/03/25)           |
| Free Throws  | 2  | Harvard (11/24/25)           |
| FT Att.      | 4  | Stetson (11/03/25)           |

**MISCELLANEOUS STATS**

| CATEGORY                | 2025-26 | CAREER |
|-------------------------|---------|--------|
| Games Started           |         |        |
| Double-digit scoring    |         |        |
| 20+ point games         |         |        |
| Double-digit rebounding |         |        |
| Double-doubles          |         |        |
| Led UA in scoring       |         |        |
| Led UA in rebounding    |         |        |
| Led UA in assists       |         |        |
| Led UA in steals        |         |        |
| Led UA in blocks        |         |        |

**SEASON/CAREER STATS**

| Year          | GP        | GS       | Min        | Avg        | FG        | FGA       | Pct         | 3FG      | 3FGA     | Pct         | FT       | FTA       | Pct         | Off       | Def       | Tot       | Avg        | PF       | A         | TO        | Blk      | Stl      | Pts       | Avg        |
|---------------|-----------|----------|------------|------------|-----------|-----------|-------------|----------|----------|-------------|----------|-----------|-------------|-----------|-----------|-----------|------------|----------|-----------|-----------|----------|----------|-----------|------------|
| 2025-26       | 16        | 0        | 132        | 8.2        | 15        | 43        | .349        | 2        | 9        | .222        | 9        | 12        | .750        | 19        | 17        | 36        | 2.2        | 5        | 11        | 23        | 1        | 6        | 41        | 2.6        |
| <b>TOTALS</b> | <b>16</b> | <b>0</b> | <b>132</b> | <b>8.2</b> | <b>15</b> | <b>43</b> | <b>.349</b> | <b>2</b> | <b>9</b> | <b>.222</b> | <b>9</b> | <b>12</b> | <b>.750</b> | <b>19</b> | <b>17</b> | <b>36</b> | <b>2.2</b> | <b>5</b> | <b>11</b> | <b>23</b> | <b>1</b> | <b>6</b> | <b>41</b> | <b>2.6</b> |



JUNIOR

**DIANA COLLINS**  
#20 | GUARD | 5-9  
LILBURN, GA.  
OHIO STATE

2025-26 GAME-BY-GAME

| Opponent       | Min. | FG   | 3P  | FT  | O-D-T | PF | Pts | A | TO | Stl | Blk |
|----------------|------|------|-----|-----|-------|----|-----|---|----|-----|-----|
| Stetson        | 36   | 4-9  | 1-4 | 3-3 | 0-5-5 | 3  | 12  | 1 | 1  | 3   | 1   |
| McNeese        | 29   | 2-5  | 1-4 | 1-2 | 1-3-4 | 1  | 6   | 0 | 6  | 1   | 0   |
| Alcorn State   | 20   | 4-5  | 0-0 | 1-1 | 0-3-3 | 3  | 9   | 4 | 1  | 2   | 0   |
| Alabama A&M    | 31   | 4-6  | 2-4 | 0-0 | 0-0-0 | 2  | 10  | 3 | 3  | 0   | 0   |
| Samford        | 24   | 0-5  | 0-2 | 2-2 | 0-3-3 | 1  | 2   | 3 | 0  | 2   | 0   |
| Harvard        | 31   | 0-0  | 0-0 | 1-2 | 1-1-2 | 2  | 1   | 3 | 3  | 0   | 0   |
| Minnesota      | 30   | 2-6  | 2-3 | 0-0 | 1-2-3 | 1  | 6   | 3 | 2  | 1   | 0   |
| Kennesaw State | 35   | 4-8  | 2-4 | 2-4 | 0-3-3 | 3  | 12  | 3 | 4  | 1   | 0   |
| Clemson        | 26   | 3-4  | 0-0 | 2-3 | 1-1-2 | 2  | 8   | 2 | 0  | 0   | 0   |
| ULM            | 23   | 0-4  | 0-3 | 0-0 | 0-0-0 | 1  | 0   | 4 | 0  | 3   | 1   |
| Jackson State  | 34   | 8-9  | 2-2 | 2-2 | 0-6-6 | 1  | 20  | 0 | 0  | 2   | 1   |
| Sam Houston    | 22   | 1-4  | 1-4 | 4-4 | 0-0-0 | 2  | 7   | 3 | 2  | 0   | 0   |
| Tulane         | 31   | 6-10 | 4-7 | 1-2 | 3-2-5 | 1  | 17  | 7 | 0  | 0   | 0   |
| Troy           | 35   | 3-11 | 1-4 | 3-4 | 0-8-8 | 2  | 10  | 4 | 0  | 2   | 0   |
| South Carolina | 23   | 7-13 | 3-4 | 0-0 | 1-0-1 | 2  | 17  | 1 | 5  | 0   | 1   |
| Arkansas       | 30   | 4-7  | 2-3 | 0-0 | 1-1-2 | 1  | 10  | 5 | 1  | 1   | 0   |

CAREER HIGHS (AT UA)

|              |    |                           |
|--------------|----|---------------------------|
| Points       | 20 | Jackson State (12/14/25)  |
| Rebounds     | 8  | Troy (12/21/25)           |
| Assists      | 7  | Tulane (12/17/25)         |
| Steals       | 3  | ULM (12/07/25)            |
| Blocks       | 2  | Samford (11/19/25)        |
| Minutes      | 36 | Stetson (11/03/25)        |
| Field Goals  | 8  | Jackson State (12/14/25)  |
| FG Att.      | 13 | South Carolina (01/01/26) |
| 3-Point FG   | 4  | Tulane (12/17/25)         |
| 3-Point Att. | 7  | Tulane (12/17/25)         |
| Free Throws  | 6  | Missouri (01/05/25)       |
| FT Att.      | 6  | Missouri (01/05/25)       |

2025-26 SEASON HIGHS

|              |    |                           |
|--------------|----|---------------------------|
| Points       | 20 | Jackson State (12/14/25)  |
| Rebounds     | 8  | Troy (12/21/25)           |
| Assists      | 7  | Tulane (12/17/25)         |
| Steals       | 3  | ULM (12/07/25)            |
| Blocks       | 2  | Samford (11/19/25)        |
| Minutes      | 36 | Stetson (11/03/25)        |
| Field Goals  | 8  | Jackson State (12/14/25)  |
| FG Att.      | 13 | South Carolina (01/01/26) |
| 3-Point FG   | 4  | Tulane (12/17/25)         |
| 3-Point Att. | 7  | Tulane (12/17/25)         |
| Free Throws  | 4  | Sam Houston (12/16/25)    |
| FT Att.      | 4  | 2x, last Troy (12/21/25)  |

MISCELLANEOUS STATS

| CATEGORY                | 2025-26 | CAREER (UA) |
|-------------------------|---------|-------------|
| Games Started           | 16      | 20 (20)     |
| Double-digit scoring    | 3       | 9 (8)       |
| 20+ point games         | 1       | 1(1)        |
| Double-digit rebounding |         |             |
| Double-doubles          |         |             |
| Led UA in scoring       | 1       | 1(1)        |
| Led UA in rebounding    |         |             |
| Led UA in assists       | 1       | 1           |
| Led UA in steals        |         |             |
| Led UA in blocks        |         |             |

SEASON/CAREER STATS

| Year        | GP | GS | Min  | Avg  | FG  | FGA | Pct  | 3FG | 3FGA | Pct  | FT | FTA | Pct  | Off | Def | Tot | Avg | PF  | A  | TO | Blk | Stl | Pts | Avg |
|-------------|----|----|------|------|-----|-----|------|-----|------|------|----|-----|------|-----|-----|-----|-----|-----|----|----|-----|-----|-----|-----|
| 2023-24 OSU | 18 | 0  | 176  | 9.8  | 20  | 66  | .303 | 6   | 27   | .222 | 8  | 11  | .727 | 8   | 13  | 21  | 1.2 | 22  | 1  | 4  | 1   | 9   | 54  | 3.0 |
| 2024-25     | 31 | 5  | 634  | 20.5 | 59  | 145 | .407 | 25  | 71   | .352 | 26 | 42  | .619 | 17  | 52  | 69  | 2.2 | 59  | 47 | 42 | 1   | 22  | 169 | 5.5 |
| 2025-26     | 15 | 15 | 430  | 28.7 | 48  | 99  | .485 | 19  | 45   | .422 | 22 | 29  | .759 | 8   | 37  | 45  | 3.0 | 27  | 41 | 27 | 6   | 15  | 137 | 9.1 |
| TOTAL       | 65 | 20 | 1240 | 19.6 | 131 | 317 | .413 | 52  | 146  | .356 | 56 | 82  | .683 | 34  | 103 | 137 | 2.1 | 109 | 97 | 80 | 8   | 47  | 370 | 5.7 |





JUNIOR

ESSENCE CODY

#21 | FORWARD | 6-4

VALDOSTA, GA.  
VALDOSTA HS

| 2025-26 GAME-BY-GAME |      |      |     |      |        |    |     |   |    |     |     |
|----------------------|------|------|-----|------|--------|----|-----|---|----|-----|-----|
| Opponent             | Min. | FG   | 3P  | FT   | O-D-T  | PF | Pts | A | TO | Stl | Blk |
| Stetson              | 17   | 3-7  | 2-3 | 4-6  | 4-0-4  | 4  | 12  | 0 | 0  | 1   | 0   |
| McNeese              | 32   | 7-9  | 1-1 | 8-11 | 3-8-11 | 1  | 23  | 0 | 1  | 1   | 6   |
| Alcorn State         | 23   | 7-9  | 1-1 | 2-2  | 2-3-5  | 1  | 17  | 0 | 1  | 1   | 1   |
| Alabama A&M          | 29   | 5-11 | 0-1 | 3-6  | 3-4-7  | 1  | 13  | 0 | 0  | 3   | 3   |
| Samford              | 26   | 4-6  | 0-2 | 2-2  | 2-3-5  | 1  | 10  | 0 | 1  | 3   | 2   |
| Harvard              | 24   | 6-9  | 0-0 | 4-6  | 2-4-6  | 4  | 16  | 1 | 0  | 1   | 1   |
| Minnesota            | 30   | 7-11 | 0-2 | 4-5  | 0-6-6  | 3  | 18  | 1 | 1  | 1   | 1   |
| Kennesaw State       | 19   | 3-7  | 0-0 | 2-2  | 0-4-4  | 4  | 8   | 0 | 2  | 1   | 3   |
| Clemson              | 30   | 7-11 | 2-4 | 5-9  | 1-4-5  | 3  | 21  | 2 | 1  | 1   | 1   |
| ULM                  |      |      |     |      | DNP    |    |     |   |    |     |     |
| Jackson State        |      |      |     |      | DNP    |    |     |   |    |     |     |
| Sam Houston          |      |      |     |      | DNP    |    |     |   |    |     |     |
| Tulane               |      |      |     |      | DNP    |    |     |   |    |     |     |
| Troy                 | 22   | 7-9  | 1-2 | 1-2  | 2-3-5  | 3  | 16  | 0 | 4  | 2   | 0   |
| South Carolina       | 26   | 3-7  | 0-1 | 0-0  | 1-1-2  | 2  | 6   | 3 | 1  | 0   | 3   |
| Arkansas             | 22   | 5-10 | 1-3 | 4-4  | 2-2-4  | 1  | 15  | 0 | 3  | 3   | 0   |

| CAREER HIGHS |       |                             |
|--------------|-------|-----------------------------|
| Points       | 23    | 2x, last McNeese (11/06/25) |
| Rebounds     | 14    | vs. Florida State (3/22/24) |
| Assists      | 3     | South Carolina (01/01/26)   |
| Steals       | 5     | 2x, last Maryland (3/24/25) |
| Blocks       | 6     | McNeese (11/06/25)          |
| Minutes      | 41:07 | Maryland (3/24/25)          |
| Field Goals  | 8     | vs. Florida State (3/22/24) |
| FG Att.      | 15    | South Carolina (01/16/25)   |
| 3-Point FG   | 2     | 2x, last Clemson (12/04/25) |
| 3-Point Att. | 5     | Texas (01/09/25)            |
| Free Throws  | 8     | McNeese (11/06/25)          |
| FT Att.      | 12    | Alcorn State (11/14/24)     |

| 2025-26 SEASON HIGHS |    |                              |
|----------------------|----|------------------------------|
| Points               | 23 | McNeese (11/06/25)           |
| Rebounds             | 11 | McNeese (11/06/25)           |
| Assists              | 3  | South Carolina (01/01/26)    |
| Steals               | 3  | 2x, last Arkansas (01/04/26) |
| Blocks               | 6  | McNeese (11/06/25)           |
| Minutes              | 32 | McNeese (11/06/25)           |
| Field Goals          | 7  | 2x, last Troy (12/21/25)     |
| FG Att.              | 11 | Clemson (12/04/25)           |
| 3-Point FG           | 2  | Clemson (12/04/25)           |
| 3-Point Att.         | 4  | Clemson (12/04/25)           |
| Free Throws          | 8  | McNeese (11/06/25)           |
| FT Att.              | 11 | McNeese (11/06/25)           |

| MISCELLANEOUS STATS     |         |        |
|-------------------------|---------|--------|
| CATEGORY                | 2024-25 | CAREER |
| Games Started           | 32      | 79     |
| Double-digit scoring    | 20      | 35     |
| 20+ point games         | 0       | 3      |
| Double-digit rebounding | 3       | 7      |
| Double-doubles          | 2       | 5      |
| Led UA in scoring       | 2       | 5      |
| Led UA in rebounding    | 9       | 23     |
| Led UA in assists       | 0       | 0      |
| Led UA in steals        | 3       | 4      |
| Led UA in blocks        | 21      | 45     |

| SEASON/CAREER STATS |    |    |      |      |     |     |      |     |      |      |     |     |      |     |     |     |     |     |    |     |     |     |     |      |
|---------------------|----|----|------|------|-----|-----|------|-----|------|------|-----|-----|------|-----|-----|-----|-----|-----|----|-----|-----|-----|-----|------|
| Year                | GP | GS | Min  | Avg  | FG  | FGA | Pct  | 3FG | 3FGA | Pct  | FT  | FTA | Pct  | Off | Def | Tot | Avg | PF  | A  | TO  | Blk | Stl | Pts | Avg  |
| 2023-24             | 34 | 34 | 770  | 22.6 | 101 | 224 | .451 | 6   | 24   | .250 | 70  | 114 | .614 | 90  | 131 | 221 | 6.5 | 124 | 9  | 60  | 67  | 24  | 278 | 8.2  |
| 2024-25             | 33 | 32 | 834  | 25.3 | 135 | 253 | .534 | 9   | 36   | .250 | 88  | 118 | .746 | 61  | 148 | 209 | 6.3 | 106 | 22 | 60  | 57  | 36  | 367 | 11.1 |
| 2025-26             | 12 | 11 | 300  | 25.0 | 64  | 106 | .604 | 8   | 20   | .400 | 39  | 55  | .709 | 22  | 42  | 64  | 5.3 | 28  | 7  | 15  | 21  | 18  | 175 | 14.6 |
| TOTAL               | 79 | 77 | 1904 | 24.1 | 300 | 583 | .515 | 23  | 80   | .287 | 197 | 287 | .686 | 173 | 321 | 494 | 6.3 | 258 | 38 | 135 | 145 | 78  | 820 | 10.4 |



**KARLY WEATHERS**  
#22 | GUARD | 5-11  
LORETTO, TENN.  
LORETTO HS

2025-26 GAME-BY-GAME

| Opponent       | Min. | FG   | 3P  | FT  | O-D-T   | PF | Pts | A | TO | Stl | Blk |
|----------------|------|------|-----|-----|---------|----|-----|---|----|-----|-----|
| Stetson        | 38   | 3-6  | 2-5 | 3-4 | 1-6-7   | 1  | 11  | 3 | 3  | 2   | 0   |
| McNeese        | 24   | 4-7  | 4-7 | 2-2 | 0-7-7   | 1  | 14  | 1 | 3  | 2   | 0   |
| Alcorn State   | 22   | 3-5  | 3-5 | 0-0 | 0-5-5   | 0  | 9   | 0 | 1  | 0   | 0   |
| Alabama A&M    | 25   | 0-6  | 0-4 | 0-0 | 1-4-5   | 4  | 0   | 5 | 2  | 1   | 1   |
| Samford        | 30   | 5-8  | 3-5 | 0-0 | 3-3-6   | 1  | 13  | 4 | 2  | 1   | 0   |
| Harvard        | 39   | 1-5  | 0-3 | 0-0 | 0-10-10 | 2  | 2   | 4 | 3  | 3   | 0   |
| Minnesota      | 35   | 4-10 | 3-6 | 0-0 | 1-6-7   | 1  | 11  | 4 | 5  | 1   | 2   |
| Kennesaw State | 37   | 4-9  | 2-5 | 3-4 | 3-3-6   | 2  | 13  | 4 | 0  | 2   | 0   |
| Clemson        | 33   | 4-7  | 1-2 | 0-0 | 0-5-5   | 0  | 9   | 2 | 1  | 1   | 0   |
| ULM            | 29   | 4-9  | 3-8 | 0-0 | 0-3-3   | 0  | 11  | 4 | 1  | 1   | 2   |
| Jackson State  | 27   | 3-9  | 1-5 | 0-0 | 1-4-5   | 0  | 7   | 3 | 0  | 2   | 1   |
| Sam Houston    | 23   | 2-3  | 2-3 | 0-0 | 0-5-5   | 0  | 6   | 2 | 2  | 0   | 2   |
| Tulane         | 31   | 3-10 | 2-8 | 2-2 | 2-3-5   | 0  | 10  | 1 | 1  | 0   | 2   |
| Troy           | 38   | 6-13 | 3-7 | 0-2 | 2-7-9   | 0  | 15  | 3 | 2  | 1   | 1   |
| South Carolina | 31   | 3-7  | 2-6 | 1-2 | 1-3-4   | 0  | 9   | 2 | 1  | 1   | 0   |
| Arkansas       | 23   | 3-9  | 2-6 | 0-0 | 2-4-6   | 1  | 8   | 6 | 0  | 0   | 0   |

CAREER HIGHS

|              |    |                              |
|--------------|----|------------------------------|
| Points       | 21 | North Florida (12/22/22)     |
| Rebounds     | 11 | Oklahoma (03/02/25)          |
| Assists      | 10 | Florida (03/06/25)           |
| Steals       | 5  | 2x, last Auburn (02/23/25)   |
| Blocks       | 3  | Little Rock (12/15/22)       |
| Minutes      | 50 | Maryland (03/24/25)          |
| Field Goals  | 7  | 3x, last Arkansas (01/19/25) |
| FG Att.      | 12 | Green Bay (03/22/25)         |
| 3-Point FG   | 5  | 2x, last Arkansas (01/19/25) |
| 3-Point Att. | 9  | North Florida (12/22/22)     |
| Free Throws  | 5  | Georgia (02/02/25)           |
| FT Att.      | 6  | Georgia (02/02/25)           |

2025-26 SEASON HIGHS

|              |    |                            |
|--------------|----|----------------------------|
| Points       | 15 | Troy (12/21/25)            |
| Rebounds     | 10 | Harvard (11/24/25)         |
| Assists      | 6  | Arkansas (01/04/26)        |
| Steals       | 3  | Harvard (11/24/25)         |
| Blocks       | 2  | Minnesota (11/26/25)       |
| Minutes      | 39 | Harvard (11/24/25)         |
| Field Goals  | 6  | Troy (12/21/25)            |
| FG Att.      | 13 | Troy (12/21/25)            |
| 3-Point FG   | 4  | McNeese (11/06/25)         |
| 3-Point Att. | 8  | 2x, last Tulane (12/17/25) |
| Free Throws  | 3  | Kennesaw St. (12/01/25)    |
| FT Att.      | 4  | Kennesaw St. (12/01/25)    |

MISCELLANEOUS STATS

| CATEGORY                | 2024-25 | CAREER |
|-------------------------|---------|--------|
| Games Started           | 33      | 48     |
| Double-digit scoring    | 8       | 18     |
| 20+ point games         |         | 1      |
| Double-digit rebounding | 3       | 6      |
| Double-doubles          |         | 2      |
| Led UA in scoring       |         |        |
| Led UA in rebounding    |         |        |
| Led UA in assists       |         |        |
| Led UA in steals        |         |        |
| Led UA in blocks        |         |        |

SEASON/CAREER STATS

| Year    | GP  | GS | Min  | Avg  | FG  | FGA | Pct  | 3FG | 3FGA | Pct  | FT | FTA | Pct  | Off | Def | Tot | Avg | PF | A   | TO  | Blk | Stl | Pts | Avg |
|---------|-----|----|------|------|-----|-----|------|-----|------|------|----|-----|------|-----|-----|-----|-----|----|-----|-----|-----|-----|-----|-----|
| 2022-23 | 27  | 0  | 352  | 13.0 | 35  | 85  | .412 | 22  | 55   | .400 | 13 | 18  | .722 | 20  | 27  | 47  | 1.7 | 19 | 22  | 20  | 6   | 27  | 105 | 3.9 |
| 2023-24 | 34  | 4  | 775  | 22.8 | 65  | 158 | .411 | 25  | 80   | .313 | 19 | 28  | .679 | 48  | 84  | 132 | 3.9 | 24 | 67  | 36  | 15  | 40  | 174 | 5.1 |
| 2024-25 | 33  | 33 | 1099 | 33.3 | 83  | 200 | .415 | 46  | 123  | .374 | 26 | 38  | .684 | 50  | 127 | 177 | 5.4 | 39 | 115 | 48  | 9   | 59  | 238 | 7.2 |
| 2025-26 | 16  | 16 | 496  | 31.0 | 52  | 123 | .423 | 33  | 85   | .388 | 11 | 16  | .688 | 17  | 78  | 95  | 5.9 | 13 | 48  | 27  | 6   | 23  | 148 | 9.2 |
| TOTALS  | 110 | 53 | 2722 | 24.7 | 235 | 566 | .415 | 126 | 343  | .367 | 69 | 100 | .690 | 135 | 316 | 451 | 4.1 | 95 | 252 | 131 | 36  | 149 | 665 | 6.0 |



R-SENIOR

## JESSICA TIMMONS

#23 | GUARD | 5-8

CHARLOTTE, N.C.  
NC STATE

## 2025-26 GAME-BY-GAME

| Opponent       | Min. | FG    | 3P  | FT    | O-D-T   | PF | Pts | A | TO | Stl | Blk |
|----------------|------|-------|-----|-------|---------|----|-----|---|----|-----|-----|
| Stetson        | 37   | 6-14  | 1-5 | 8-9   | 1-2-3   | 1  | 21  | 5 | 3  | 1   | 0   |
| McNeese        | 28   | 1-5   | 0-2 | 2-2   | 0-7-7   | 1  | 4   | 2 | 4  | 1   | 0   |
| Alcorn State   | 28   | 3-11  | 2-6 | 1-1   | 1-7-8   | 0  | 9   | 7 | 0  | 3   | 1   |
| Alabama A&M    | 31   | 4-8   | 1-4 | 4-5   | 0-5-5   | 3  | 13  | 1 | 2  | 0   | 0   |
| Samford        | 21   | 3-5   | 3-4 | 3-6   | 0-3-3   | 3  | 12  | 3 | 0  | 0   | 0   |
| Harvard        | 30   | 10-17 | 2-3 | 3-4   | 2-1-3   | 4  | 25  | 0 | 3  | 1   | 0   |
| Minnesota      | 35   | 6-14  | 4-7 | 2-2   | 1-1-2   | 2  | 18  | 3 | 1  | 0   | 0   |
| Kennesaw State | 32   | 5-8   | 1-3 | 10-10 | 1-6-7   | 4  | 21  | 5 | 1  | 1   | 0   |
| Clemson        | 31   | 7-15  | 3-6 | 2-2   | 1-2-3   | 1  | 19  | 4 | 1  | 1   | 0   |
| ULM            | 24   | 7-8   | 3-4 | 0-0   | 1-1-2   | 0  | 17  | 1 | 2  | 1   | 0   |
| Jackson State  | 37   | 2-12  | 0-3 | 2-2   | 1-2-3   | 2  | 6   | 1 | 0  | 0   | 0   |
| Sam Houston    | 21   | 4-9   | 2-3 | 1-3   | 2-1-3   | 1  | 11  | 1 | 3  | 0   | 1   |
| Tulane         | 30   | 6-11  | 4-8 | 2-2   | 0-4-4   | 1  | 19  | 5 | 2  | 0   | 3   |
| Troy           | 37   | 8-15  | 2-5 | 5-6   | 2-10-12 | 2  | 23  | 4 | 1  | 0   | 0   |
| South Carolina | 31   | 4-10  | 2-8 | 2-2   | 0-3-3   | 1  | 12  | 1 | 0  | 0   | 0   |
| Arkansas       | 24   | 4-11  | 1-6 | 0-0   | 1-4-5   | 1  | 9   | 3 | 2  | 0   | 0   |

## CAREER HIGHS (AT UA)

|              |    |                                       |
|--------------|----|---------------------------------------|
| Points       | 26 | at Auburn (1/21/24)                   |
| Rebound      | 12 | Troy (12/21/25)                       |
| Assists      | 7  | Alcorn (11/10/25)                     |
| Steals       | 3  | 5x, last time vs. Tulane (12/17/25)   |
| Blocks       | 1  | 3x, last vs. Alcorn (11/10/25)        |
| Minutes      | 38 | Troy (12/21/25)                       |
| Field Goals  | 10 | Harvard (11/24/25)                    |
| FG Att.      | 18 | 2x, last at South Carolina (02/22/24) |
| 3-Point FG   | 4  | 2x, last Tulane (12/17/25)            |
| 3-Point Att. | 8  | 2x, South Carolina (01/01/26)         |
| Free Throws  | 10 | Kennesaw St. (12/01/25)               |
| FT Att.      | 10 | 4x, last vs Kennesaw St. (12/01/25)   |

## 2025-26 SEASON HIGHS

|              |    |                            |
|--------------|----|----------------------------|
| Points       | 25 | Harvard (11/24/25)         |
| Rebound      | 12 | Troy (12/21/25)            |
| Assists      | 7  | Alcorn (11/10/25)          |
| Steals       | 3  | 2x, last Tulane (12/17/25) |
| Blocks       | 1  | Alcorn (11/10/25)          |
| Minutes      | 38 | Troy (12/21/25)            |
| Field Goals  | 10 | Harvard (11/24/25)         |
| FG Att.      | 17 | Harvard (11/24/25)         |
| 3-Point FG   | 4  | 2x, last Tulane (12/17/25) |
| 3-Point Att. | 8  | South Carolina (01/01/26)  |
| Free Throws  | 10 | Kennesaw St. (12/01/25)    |
| FT Att.      | 10 | Kennesaw St. (12/01/25)    |

## MISCELLANEOUS STATS

| CATEGORY                | 2025-26 | CAREER (UA) |
|-------------------------|---------|-------------|
| Games Started           | 11      | 41(41)      |
| Double-digit scoring    | 8       | 26(25)      |
| 20+ point games         | 2       | 4 (4)       |
| Double-digit rebounding |         |             |
| Double-doubles          |         |             |
| Led UA in scoring       | 2       | 4           |
| Led UA in rebounding    |         | 6           |
| Led UA in assists       |         | 6           |
| Led UA in steals        |         | 2           |
| Led UA in blocks        |         |             |

## SEASON/CAREER STATS

| Year             | GP | GS | Min  | Avg  | FG  | FGA | Pct  | 3FG | 3FGA | Pct  | FT  | FTA | Pct  | Off | Def | Tot | Avg | PF  | A   | TO  | Blk | Stl | Pts | Avg  |
|------------------|----|----|------|------|-----|-----|------|-----|------|------|-----|-----|------|-----|-----|-----|-----|-----|-----|-----|-----|-----|-----|------|
| 2021-22 NC State | 20 | 0  | 151  | 7.5  | 17  | 53  | .321 | 6   | 20   | .300 | 14  | 21  | .667 | 3   | 12  | 15  | 0.8 | 14  | 6   | 5   | 0   | 5   | 54  | 2.7  |
| 2022-23 NC State | 18 | 0  | 173  | 9.6  | 19  | 19  | .463 | 9   | 21   | .429 | 8   | 12  | .667 | 1   | 21  | 22  | 1.2 | 17  | 16  | 11  | 1   | 3   | 55  | 3.1  |
| 2023-24          | 32 | 30 | 861  | 26.9 | 127 | 297 | .428 | 33  | 105  | .314 | 71  | 91  | .780 | 26  | 117 | 143 | 4.5 | 62  | 1   | 73  | 1   | 32  | 358 | 11.2 |
| 2024-25          |    |    |      |      |     |     |      |     |      |      |     |     |      |     |     |     |     |     |     |     |     |     |     |      |
| 2025-26          | 16 | 16 | 478  | 29.9 | 80  | 173 | .462 | 31  | 77   | .403 | 47  | 56  | .839 | 14  | 55  | 69  | 4.3 | 29  | 46  | 25  | 1   | 13  | 238 | 14.9 |
| TOTALS           | 86 | 46 | 1457 | 19.4 | 243 | 564 | .431 | 79  | 223  | .354 | 140 | 180 | .778 | 44  | 205 | 249 | 2.9 | 122 | 141 | 113 | 3   | 53  | 705 | 8.2  |



SOPHOMORE

LEAH BROOKS

#24 | FORWARD | 6-3

TONEY, ALA.  
HAZEL GREEN HS

2025-26 GAME-BY-GAME

| Opponent       | Min. | FG  | 3P  | FT  | O-D-T | PF | Pts | A | TO | Stl | Blk |
|----------------|------|-----|-----|-----|-------|----|-----|---|----|-----|-----|
| Stetson        | 3    | 0-0 | 0-0 | 0-0 | 0-0-0 | 0  | 0   | 0 | 0  | 0   | 0   |
| McNeese        |      |     |     |     | DNP   |    |     |   |    |     |     |
| Alcorn State   | 6    | 0-1 | 0-1 | 0-0 | 0-0-0 | 0  | 0   | 0 | 0  | 1   | 0   |
| Alabama A&M    |      |     |     |     | DNP   |    |     |   |    |     |     |
| Samford        | 5    | 1-2 | 0-0 | 0-0 | 0-0-0 | 0  | 2   | 0 | 0  | 0   | 0   |
| Harvard        |      |     |     |     | DNP   |    |     |   |    |     |     |
| Minnesota      |      |     |     |     | DNP   |    |     |   |    |     |     |
| Kennesaw State | 1    | 0-0 | 0-0 | 0-0 | 2-0-2 | 0  | 0   | 0 | 1  | 0   | 0   |
| Clemson        |      |     |     |     | DNP   |    |     |   |    |     |     |
| ULM            | 6    | 1-2 | 0-1 | 0-0 | 1-2-3 | 0  | 2   | 0 | 0  | 0   | 0   |
| Jackson State  | 5    | 1-2 | 0-1 | 0-0 | 1-1-2 | 0  | 2   | 0 | 0  | 0   | 0   |
| Sam Houston    | 14   | 0-1 | 0-1 | 0-0 | 1-3-4 | 1  | 0   | 1 | 1  | 0   | 0   |
| Tulane         | 13   | 2-3 | 0-0 | 0-0 | 0-1-1 | 0  | 4   | 1 | 2  | 1   | 0   |
| Troy           | 2    | 0-0 | 0-0 | 0-0 | 0-0-0 | 0  | 0   | 0 | 0  | 0   | 0   |
| South Carolina | 2    | 0-0 | 0-0 | 0-0 | 0-0-0 | 1  | 0   | 0 | 0  | 0   | 0   |
| Arkansas       |      |     |     |     | DNP   |    |     |   |    |     |     |

CAREER HIGHS

|              |    |                                  |
|--------------|----|----------------------------------|
| Points       | 4  | Texas A&M (02/17/25)             |
| Rebounds     | 3  | ULM (12/07/25)                   |
| Assists      |    |                                  |
| Steals       | 1  | 4x, last vs. Alcorn (11/10/25)   |
| Blocks       | 1  | 2x, last Jacksonville (12/29/24) |
| Minutes      | 13 | New Orleans (11/4/24)            |
| Field Goals  | 2  | Texas A&M (02/17/25)             |
| FG Att.      | 3  | 3x, last Texas A&M (02/17/25)    |
| 3-Point FG   |    |                                  |
| 3-Point Att. | 1  | 3x, last vs. ULM (12/07/25)      |
| Free Throws  | 2  | Missouri (01/05/25)              |
| FT Att.      | 4  | Missouri (01/05/25)              |

2025-26 SEASON HIGHS

|              |   |                   |
|--------------|---|-------------------|
| Points       | 2 | ULM (12/07/25)    |
| Rebounds     | 3 | ULM (12/07/25)    |
| Assists      |   |                   |
| Steals       | 1 | Alcorn (11/10/25) |
| Blocks       |   |                   |
| Minutes      | 6 | ULM (12/07/25)    |
| Field Goals  | 1 | ULM (12/07/25)    |
| FG Att.      | 2 | ULM (12/07/25)    |
| 3-Point FG   |   |                   |
| 3-Point Att. | 1 | ULM (12/07/25)    |
| Free Throws  |   |                   |
| FT Att.      |   |                   |

MISCELLANEOUS STATS

| CATEGORY                | 2025-26 | CAREER |
|-------------------------|---------|--------|
| Games Started           |         |        |
| Double-digit scoring    |         |        |
| 20+ point games         |         |        |
| Double-digit rebounding |         |        |
| Double-doubles          |         |        |
| Led UA in scoring       |         |        |
| Led UA in rebounding    |         |        |
| Led UA in assists       |         |        |
| Led UA in steals        |         |        |
| Led UA in blocks        |         |        |

SEASON/CAREER STATS

| Year    | GP | GS | Min | Avg | FG | FGA | Pct  | 3FG | 3FGA | Pct  | FT | FTA | Pct  | Off | Def | Tot | Avg | PF | A | TO | Blk | Stl | Pts | Avg |
|---------|----|----|-----|-----|----|-----|------|-----|------|------|----|-----|------|-----|-----|-----|-----|----|---|----|-----|-----|-----|-----|
| 2024-25 | 20 | 0  | 93  | 4.7 | 7  | 16  | .438 | 0   | 3    | .000 | 2  | 5   | .400 | 3   | 11  | 14  | 0.7 | 6  | 0 | 1  | 2   | 3   | 16  | 0.8 |
| 2025-26 | 10 | 0  | 57  | 5.7 | 5  | 11  | .455 | 0   | 4    | .000 | 0  | 0   | .000 | 5   | 7   | 12  | 1.2 | 2  | 2 | 4  | 1   | 1   | 10  | 1.0 |
| TOTALS  | 30 | 0  | 150 | 5.0 | 12 | 27  | .444 | 0   | 7    | .000 | 2  | 5   | .400 | 8   | 18  | 26  | .9  | 8  | 2 | 5  | 3   | 4   | 26  | .9  |





FRESHMAN

**JOY EGBUNA**

#25 | FORWARD | 6-3

ARLINGTON, TEXAS  
FAITH FAMILY ACADEMY**2025-26 GAME-BY-GAME**

| Opponent       | Min. | FG  | 3P  | FT  | O-D-T | PF | Pts | A | TO | Stl | Blk |
|----------------|------|-----|-----|-----|-------|----|-----|---|----|-----|-----|
| Stetson        |      |     |     |     | DNP   |    |     |   |    |     |     |
| McNeese        |      |     |     |     | DNP   |    |     |   |    |     |     |
| Alcorn State   | 6    | 2-3 | 0-0 | 0-0 | 0-0-0 | 3  | 4   | 0 | 0  | 0   | 1   |
| Alabama A&M    | 5    | 0-0 | 0-0 | 1-2 | 0-0-0 | 1  | 1   | 0 | 0  | 0   | 0   |
| Samford        | 2    | 0-2 | 0-0 | 1-2 | 1-0-1 | 0  | 1   | 0 | 0  | 0   | 0   |
| Harvard        |      |     |     |     | DNP   |    |     |   |    |     |     |
| Minnesota      |      |     |     |     | DNP   |    |     |   |    |     |     |
| Kennesaw State | 1    | 0-0 | 0-0 | 0-0 | 0-0-0 | 0  | 0   | 0 | 1  | 0   | 0   |
| Clemson        |      |     |     |     | DNP   |    |     |   |    |     |     |
| ULM            | 5    | 0-0 | 0-0 | 2-2 | 0-0-0 | 1  | 2   | 0 | 1  | 0   | 0   |
| Jackson State  | 4    | 0-0 | 0-0 | 0-0 | 1-0-1 | 1  | 0   | 0 | 1  | 0   | 0   |
| Sam Houston    | 7    | 0-2 | 0-0 | 0-0 | 1-1-2 | 3  | 0   | 0 | 1  | 0   | 1   |
| Tulane         | 1    | 0-1 | 0-0 | 0-0 | 0-0-0 | 0  | 0   | 0 | 0  | 0   | 0   |
| Troy           |      |     |     |     | DNP   |    |     |   |    |     |     |
| South Carolina |      |     |     |     | DNP   |    |     |   |    |     |     |
| Arkansas       | 4    | 0-1 | 0-0 | 1-2 | 0-1-1 | 0  | 0   | 0 | 0  | 0   | 0   |

**CAREER HIGHS**

|              |   |                                 |
|--------------|---|---------------------------------|
| Points       | 4 | Alcorn (11/10/25)               |
| Rebounds     | 2 | Sam Houston (12/16/25)          |
| Assists      |   |                                 |
| Steals       |   |                                 |
| Blocks       | 1 | 2x, last Sam Houston (12/16/25) |
| Minutes      | 7 | Sam Houston (12/16/25)          |
| Field Goals  | 2 | Alcorn (11/10/25)               |
| FG Att.      | 3 | Alcorn (11/10/25)               |
| 3-Point FG   |   |                                 |
| 3-Point Att. |   |                                 |
| Free Throws  | 2 | ULM (12/07/25)                  |
| FT Att.      | 2 | ULM (12/07/25)                  |

**2025-26 SEASON HIGHS**

|              |   |                                 |
|--------------|---|---------------------------------|
| Points       | 4 | Alcorn (11/10/25)               |
| Rebounds     | 2 | Sam Houston (12/16/25)          |
| Assists      |   |                                 |
| Steals       |   |                                 |
| Blocks       | 1 | 2x, last Sam Houston (12/16/25) |
| Minutes      | 7 | Sam Houston (12/16/25)          |
| Field Goals  | 2 | Alcorn (11/10/25)               |
| FG Att.      | 3 | Alcorn (11/10/25)               |
| 3-Point FG   |   |                                 |
| 3-Point Att. |   |                                 |
| Free Throws  | 2 | ULM (12/07/25)                  |
| FT Att.      | 2 | ULM (12/07/25)                  |

**MISCELLANEOUS STATS**

| CATEGORY                | 2025-26 | CAREER |
|-------------------------|---------|--------|
| Games Started           |         |        |
| Double-digit scoring    |         |        |
| 20+ point games         |         |        |
| Double-digit rebounding |         |        |
| Double-doubles          |         |        |
| Led UA in scoring       |         |        |
| Led UA in rebounding    |         |        |
| Led UA in assists       |         |        |
| Led UA in steals        |         |        |
| Led UA in blocks        |         |        |

**SEASON/CAREER STATS**

| Year    | GP | GS | Min | Avg | FG | FGA | Pct  | 3FG | 3FGA | Pct  | FT | FTA | Pct  | Off | Def | Tot | Avg | PF | A | TO | Blk | Stl | Pts | Avg |
|---------|----|----|-----|-----|----|-----|------|-----|------|------|----|-----|------|-----|-----|-----|-----|----|---|----|-----|-----|-----|-----|
| 2025-26 | 9  | 0  | 35  | 3.9 | 2  | 9   | .222 | 0   | 0    | .000 | 4  | 6   | .667 | 3   | 2   | 5   | 0.6 | 9  | 0 | 4  | 2   | 0   | 8   | 0.9 |
| TOTALS  | 9  | 0  | 35  | 3.9 | 2  | 9   | .222 | 0   | 0    | .000 | 4  | 6   | .667 | 3   | 2   | 5   | 0.6 | 9  | 0 | 4  | 2   | 0   | 8   | 0.9 |



**NAOMI JONES**  
#31 | FORWARD | 6-4  
JACKSON, ALA.  
JACKSON HS

2025-26 GAME-BY-GAME

| Opponent       | Min. | FG  | 3P  | FT  | O-D-T  | PF | Pts | A | TO | Stl | Blk |
|----------------|------|-----|-----|-----|--------|----|-----|---|----|-----|-----|
| Stetson        | 4    | 0-2 | 0-0 | 0-0 | 0-2-2  | 0  | 0   | 0 | 0  | 0   | 0   |
| McNeese        | 7    | 0-0 | 0-0 | 0-0 | 0-2-2  | 1  | 0   | 0 | 0  | 0   | 2   |
| Alcorn State   | 12   | 3-5 | 0-0 | 3-4 | 2-2-4  | 3  | 9   | 0 | 2  | 2   | 1   |
| Alabama A&M    | 7    | 1-1 | 0-0 | 0-0 | 0-1-1  | 1  | 2   | 0 | 0  | 2   | 1   |
| Samford        | 11   | 3-4 | 0-0 | 1-2 | 2-4-6  | 1  | 7   | 0 | 0  | 0   | 0   |
| Harvard        | 16   | 3-5 | 0-0 | 1-2 | 3-3-6  | 2  | 7   | 1 | 0  | 2   | 1   |
| Minnesota      | 12   | 0-2 | 0-0 | 0-0 | 4-2-6  | 1  | 0   | 2 | 0  | 0   | 0   |
| Kennesaw State | 17   | 3-6 | 0-0 | 2-6 | 0-7-7  | 2  | 8   | 1 | 2  | 0   | 1   |
| Clemson        | 10   | 0-2 | 0-0 | 0-0 | 1-6-7  | 0  | 0   | 0 | 1  | 0   | 2   |
| ULM            | 22   | 5-6 | 0-0 | 1-2 | 1-6-7  | 2  | 11  | 1 | 2  | 2   | 1   |
| Jackson State  | 28   | 5-6 | 0-0 | 5-9 | 1-6-7  | 0  | 15  | 0 | 0  | 1   | 3   |
| Sam Houston    | 18   | 4-8 | 0-0 | 3-4 | 5-4-9  | 1  | 11  | 1 | 1  | 0   | 3   |
| Tulane         | 28   | 4-8 | 0-0 | 3-4 | 4-6-10 | 1  | 11  | 1 | 2  | 1   | 3   |
| Troy           | 16   | 2-5 | 0-0 | 0-0 | 3-0-3  | 3  | 4   | 1 | 1  | 1   | 0   |
| South Carolina | 19   | 0-2 | 0-0 | 0-0 | 1-4-5  | 3  | 0   | 3 | 0  | 0   | 4   |
| Arkansas       | 14   | 0-5 | 0-0 | 1-2 | 2-4-6  | 0  | 1   | 1 | 1  | 0   | 1   |

CAREER HIGHS

|              |    |                                    |
|--------------|----|------------------------------------|
| Points       | 15 | Jackson State (12/14/25)           |
| Rebounds     | 10 | Tulane (12/17/25)                  |
| Assists      | 2  | 2x, last South Carolina (01/01/26) |
| Steals       | 2  | 2x, last vs ULM (12/07/25)         |
| Blocks       | 4  | South Carolina (01/01/26)          |
| Minutes      | 28 | 2x, last Tulane (12/17/25)         |
| Field Goals  | 5  | 4x, last Jackson State (12/14/25)  |
| FG Att.      | 8  | Tulane (12/17/25)                  |
| 3-Point FG   |    |                                    |
| 3-Point Att. |    |                                    |
| Free Throws  | 5  | Jackson State (12/14/25)           |
| FT Att.      | 9  | 2x, last Jackson State (12/14/25)  |

2025-26 SEASON HIGHS

|              |    |                                   |
|--------------|----|-----------------------------------|
| Points       | 15 | Jackson State (12/14/25)          |
| Rebounds     | 10 | Tulane (12/17/25)                 |
| Assists      | 2  | South Carolina (01/01/26)         |
| Steals       | 2  | 2x, last vs ULM (12/07/25)        |
| Blocks       | 4  | South Carolina (01/01/26)         |
| Minutes      | 28 | 2x, last Tulane (12/17/25)        |
| Field Goals  | 5  | 4x, last Jackson State (12/14/25) |
| FG Att.      | 8  | Tulane (12/17/25)                 |
| 3-Point FG   |    |                                   |
| 3-Point Att. |    |                                   |
| Free Throws  | 5  | Jackson State (12/14/25)          |
| FT Att.      | 9  | 2x, last Jackson State (12/14/25) |

MISCELLANEOUS STATS

| CATEGORY                | 2025-26 | CAREER |
|-------------------------|---------|--------|
| Games Started           | 2       | 2      |
| Double-digit scoring    | 2       | 2      |
| 20+ point games         |         |        |
| Double-digit rebounding |         |        |
| Double-doubles          |         |        |
| Led UA in scoring       |         |        |
| Led UA in rebounding    | 2       | 2      |
| Led UA in assists       |         |        |
| Led UA in steals        |         |        |
| Led UA in blocks        |         |        |

SEASON/CAREER STATS

| Year    | GP | GS | Min | Avg  | FG | FGA | Pct  | 3FG | 3FGA | Pct  | FT | FTA | Pct  | Off | Def | Tot | Avg | PF | A  | TO | Blk | Stl | Pts | Avg |
|---------|----|----|-----|------|----|-----|------|-----|------|------|----|-----|------|-----|-----|-----|-----|----|----|----|-----|-----|-----|-----|
| 2023-24 | 16 | 0  | 151 | 9.4  | 12 | 27  | .444 | 0   | 0    | .000 | 13 | 27  | .481 | 20  | 22  | 42  | 2.6 | 25 | 2  | 14 | 10  | 2   | 37  | 2.3 |
| 2024-25 |    |    |     |      |    |     |      |     |      |      |    |     |      |     |     |     |     |    |    |    |     |     |     |     |
|         |    |    |     |      |    |     |      |     |      |      |    |     |      |     |     |     |     |    |    |    |     |     |     |     |
|         |    |    |     |      |    |     |      |     |      |      |    |     |      |     |     |     |     |    |    |    |     |     |     |     |
| 2025-26 | 16 | 5  | 244 | 15.2 | 33 | 67  | .493 | 0   | 0    | .000 | 20 | 35  | .571 | 29  | 59  | 88  | 5.5 | 21 | 9  | 14 | 23  | 11  | 86  | 5.4 |
| TOTALS  | 32 | 5  | 395 | 12.3 | 45 | 94  | .479 | 0   | 0    | .000 | 33 | 62  | .532 | 49  | 81  | 130 | 4.1 | 46 | 11 | 28 | 33  | 13  | 123 | 3.8 |



JUNIOR

ALANCIA RAMSEY

#32 | FORWARD | 6-0

DELRAY BEACH, FLA.

COASTAL CAROLINA

2025-26 GAME-BY-GAME

| Opponent       | Min. | FG  | 3P  | FT  | O-D-T | PF | Pts | A | TO | Stl | Blk |
|----------------|------|-----|-----|-----|-------|----|-----|---|----|-----|-----|
| Stetson        | 23   | 3-6 | 2-5 | 3-4 | 4-2-6 | 6  | 13  | 2 | 0  | 3   | 0   |
| McNeese        | 9    | 1-2 | 0-0 | 0-0 | 0-0-0 | 1  | 2   | 1 | 3  | 0   | 2   |
| Alcorn State   |      |     |     |     | DNP   |    |     |   |    |     |     |
| Alabama A&M    | 18   | 3-4 | 0-0 | 1-2 | 4-2-6 | 1  | 7   | 3 | 1  | 2   | 2   |
| Samford        | 10   | 3-4 | 0-0 | 0-0 | 2-3-5 | 1  | 6   | 2 | 1  | 0   | 0   |
| Harvard        | 17   | 3-5 | 0-0 | 2-2 | 1-1-2 | 1  | 8   | 5 | 1  | 1   | 0   |
| Minnesota      | 13   | 0-1 | 0-1 | 2-2 | 1-5-6 | 0  | 2   | 1 | 2  | 0   | 2   |
| Kennesaw State | 11   | 2-2 | 0-0 | 0-1 | 1-1-2 | 1  | 4   | 0 | 3  | 1   | 1   |
| Clemson        | 8    | 0-0 | 0-0 | 0-0 | 0-1-1 | 1  | 0   | 1 | 0  | 1   | 0   |
| ULM            | 2    | 0-0 | 0-0 | 0-0 | 0-0-0 | 0  | 0   | 0 | 1  | 0   | 0   |
| Jackson State  |      |     |     |     | DNP   |    |     |   |    |     |     |
| Sam Houston    |      |     |     |     | DNP   |    |     |   |    |     |     |
| Tulane         |      |     |     |     | DNP   |    |     |   |    |     |     |
| Troy           |      |     |     |     | DNP   |    |     |   |    |     |     |
| South Carolina | 7    | 1-2 | 0-0 | 0-0 | 1-1-2 | 1  | 2   | 0 | 4  | 0   | 0   |
| Arkansas       | 17   | 2-4 | 0-0 | 0-0 | 4-3-7 | 1  | 4   | 0 | 0  | 0   | 0   |

CAREER HIGHS (AT UA)

|              |    |                               |
|--------------|----|-------------------------------|
| Points       | 13 | Stetson (11/03/25)            |
| Rebounds     | 7  | Arkansas (01/04/25)           |
| Assists      | 5  | Harvard (11/24/25)            |
| Steals       | 3  | Stetson (11/03/25)            |
| Blocks       | 2  | 2x, last Minnesota (11/26/25) |
| Minutes      | 23 | Stetson (11/03/25)            |
| Field Goals  | 5  | Stetson (11/03/25)            |
| FG Att.      | 6  | Stetson (11/03/25)            |
| 3-Point FG   |    |                               |
| 3-Point Att. | 1  | Minnesota (11/26/25)          |
| Free Throws  | 3  | Stetson (11/03/25)            |
| FT Att.      | 4  | Stetson (11/03/25)            |

2025-26 SEASON HIGHS

|              |    |                               |
|--------------|----|-------------------------------|
| Points       | 13 | Stetson (11/03/25)            |
| Rebounds     | 7  | Arkansas (01/04/25)           |
| Assists      | 5  | Harvard (11/24/25)            |
| Steals       | 3  | Stetson (11/03/25)            |
| Blocks       | 2  | 2x, last Minnesota (11/26/25) |
| Minutes      | 23 | Stetson (11/03/25)            |
| Field Goals  | 5  | Stetson (11/03/25)            |
| FG Att.      | 6  | Stetson (11/03/25)            |
| 3-Point FG   |    |                               |
| 3-Point Att. | 1  | Minnesota (11/26/25)          |
| Free Throws  | 3  | Stetson (11/03/25)            |
| FT Att.      | 4  | Stetson (11/03/25)            |

MISCELLANEOUS STATS

| CATEGORY                | 2024-25 | CAREER (UA) |
|-------------------------|---------|-------------|
| Games Started           | 29      | 56 (0)      |
| Double-digit scoring    | 21      | 34 (1)      |
| 20+ point games         | 2       | 4 (0)       |
| Double-digit rebounding | 9       | 16 (0)      |
| Double-doubles          | 5       | 11 (0)      |
| Led UA in scoring       |         |             |
| Led UA in rebounding    |         |             |
| Led UA in assists       |         |             |
| Led UA in steals        |         |             |
| Led UA in blocks        |         |             |

SEASON/CAREER STATS

| Year        | GP | GS | Min   | Avg  | FG  | FGA | Pct  | 3FG | 3FGA | Pct  | FT  | FTA | Pct  | Off | Def | Tot | Avg | PF  | A  | TO  | Blk | Stl | Pts | Avg  |
|-------------|----|----|-------|------|-----|-----|------|-----|------|------|-----|-----|------|-----|-----|-----|-----|-----|----|-----|-----|-----|-----|------|
| 2023-24 CCU | 33 | 27 | 812   | 24.6 | 104 | 236 | .441 | 0   | 0    | .000 | 102 | 153 | .667 | 119 | 128 | 247 | 7.5 | 76  | 25 | 63  | 13  | 23  | 310 | 9.4  |
| 2024-25 CCU | 32 | 29 | 802   | 25.1 | 155 | 272 | .570 | 11  | 42   | .262 | 74  | 119 | .622 | 79  | 126 | 205 | 6.4 | 85  | 35 | 73  | 5   | 33  | 395 | 12.3 |
| 2025-26     | 11 | 0  | 135   | 12.3 | 20  | 30  | .667 | 0   | 1    | .000 | 8   | 11  | .727 | 18  | 19  | 37  | 3.4 | 11  | 15 | 16  | 7   | 8   | 48  | 4.4  |
| TOTALS      | 76 | 56 | 1,668 | 23.0 | 279 | 538 | .519 | 11  | 43   | .256 | 184 | 283 | .650 | 216 | 273 | 538 | 6.4 | 172 | 76 | 152 | 25  | 63  | 753 | 9.9  |

## LAST OUTING VS. ARKANSAS



Official Basketball Box Score - Final

## Arkansas at Alabama

01/04/26 Coleman Coliseum, Tuscaloosa

2025-26 Women's Basketball

Game Time: 2:00 PM

Game Duration: 1:38

Attendance: 2,695

Officials: Brenda Pantoja, Eric Koch, Toni Patillo

Arkansas - 48

Record: 11-6 (0-2)

| NO.           | Name                       |   | Min   | FG<br>M-A | 3P<br>M-A | FT<br>M-A | Rebounds |    |     | Fouls |    | TP | AS | TO | ST | Blocks |    | +/- |
|---------------|----------------------------|---|-------|-----------|-----------|-----------|----------|----|-----|-------|----|----|----|----|----|--------|----|-----|
|               |                            |   |       |           |           |           | OR       | DR | TOT | PF    | FD |    |    |    |    | BS     | BA |     |
| 21            | Ashlynn Chlarson           | C | 17:35 | 1-4       | 1-1       | 0-0       | 0        | 1  | 1   | 2     | 0  | 3  | 1  | 1  | 0  | 1      | 0  | -7  |
| 10            | Taleyah Jones              | G | 30:53 | 4-7       | 0-2       | 1-2       | 0        | 1  | 1   | 1     | 1  | 9  | 2  | 0  | 1  | 1      | 0  | -24 |
| 11            | Wyvette Mayberry           | G | 20:51 | 1-7       | 1-4       | 0-0       | 0        | 0  | 0   | 0     | 1  | 3  | 0  | 1  | 0  | 0      | 0  | -16 |
| 22            | Bonnie Deas                | G | 21:57 | 3-8       | 1-2       | 2-2       | 1        | 7  | 8   | 2     | 1  | 9  | 2  | 1  | 1  | 0      | 0  | -17 |
| 23            | Emily Robinson             | G | 20:56 | 1-2       | 1-2       | 1-2       | 0        | 1  | 1   | 1     | 1  | 4  | 4  | 3  | 3  | 0      | 0  | -12 |
| 1             | Maria Anais Rodriguez      |   | 12:22 | 2-5       | 1-4       | 0-0       | 0        | 2  | 2   | 1     | 0  | 5  | 0  | 3  | 2  | 0      | 0  | -12 |
| 3             | Harmonie Ware              |   | 29:07 | 3-11      | 0-2       | 2-4       | 2        | 4  | 6   | 3     | 4  | 8  | 2  | 2  | 0  | 1      | 0  | -17 |
| 44            | Maryn Archer               |   | 06:00 | 0-3       | 0-2       | 0-0       | 0        | 0  | 0   | 0     | 0  | 0  | 0  | 1  | 0  | 0      | 0  | -7  |
| 34            | Jenna Lawrence             |   | 11:29 | 0-2       | 0-2       | 0-0       | 0        | 2  | 2   | 1     | 0  | 0  | 0  | 0  | 0  | 1      | 0  | -16 |
| 25            | Danika Galea               |   | 10:16 | 1-1       | 0-0       | 0-0       | 0        | 2  | 2   | 0     | 1  | 2  | 0  | 0  | 0  | 1      | 0  | -10 |
| 15            | Jada Bates                 |   | 14:57 | 2-6       | 0-2       | 1-4       | 1        | 2  | 3   | 0     | 2  | 5  | 0  | 1  | 0  | 0      | 1  | -4  |
| 7             | Cristina Sánchez Cerqueira |   | 03:37 | 0-1       | 0-0       | 0-0       | 0        | 0  | 0   | 0     | 0  | 0  | 0  | 1  | 0  | 0      | 0  | -3  |
| Team          |                            |   |       |           |           |           | 5        | 6  | 11  | 0     |    | 0  |    | 0  |    |        |    |     |
| <b>Totals</b> |                            |   |       | 18-57     | 5-23      | 7-14      | 9        | 28 | 37  | 11    | 11 | 48 | 11 | 14 | 7  | 5      | 1  | -29 |

Major Fouls: NONE

Dead Ball Rebounds: 5, 0

Alabama - 77

Record: 15-1 (1-1)

| NO.           | Name                   |   | Min   | FG<br>M-A | 3P<br>M-A | FT<br>M-A | Rebounds |    |     | Fouls |    | TP | AS | TO | ST | Blocks |    | +/- |
|---------------|------------------------|---|-------|-----------|-----------|-----------|----------|----|-----|-------|----|----|----|----|----|--------|----|-----|
|               |                        |   |       |           |           |           | OR       | DR | TOT | PF    | FD |    |    |    |    | BS     | BA |     |
| 21            | Essence Cody           | F | 21:35 | 5-10      | 1-3       | 4-4       | 2        | 2  | 4   | 1     | 3  | 15 | 0  | 3  | 3  | 0      | 0  | 26  |
| 15            | Ta'Mia Scott           | G | 20:36 | 6-10      | 4-6       | 0-0       | 1        | 4  | 5   | 3     | 0  | 16 | 1  | 1  | 1  | 0      | 0  | 16  |
| 20            | Diana Collins          | G | 30:10 | 4-7       | 2-3       | 0-0       | 1        | 1  | 2   | 1     | 2  | 10 | 5  | 1  | 1  | 0      | 0  | 22  |
| 22            | Karly Weathers         | G | 22:37 | 3-9       | 2-6       | 0-0       | 2        | 4  | 6   | 1     | 0  | 8  | 6  | 0  | 0  | 0      | 1  | 22  |
| 23            | Jessica Timmons        | G | 24:43 | 4-11      | 1-6       | 0-0       | 1        | 4  | 5   | 1     | 1  | 9  | 3  | 2  | 0  | 0      | 0  | 15  |
| 31            | Naomi Jones            |   | 14:48 | 0-5       | 0-0       | 1-2       | 2        | 4  | 6   | 0     | 3  | 1  | 1  | 1  | 0  | 1      | 2  | 0   |
| 1             | Ace Austin             |   | 18:27 | 0-6       | 0-2       | 1-2       | 0        | 4  | 4   | 2     | 1  | 1  | 2  | 1  | 3  | 0      | 1  | 5   |
| 7             | Waiata Jennings        |   | 17:12 | 3-5       | 2-3       | 0-0       | 0        | 3  | 3   | 1     | 0  | 8  | 0  | 0  | 0  | 0      | 0  | 16  |
| 32            | Alancia Ramsey         |   | 16:39 | 2-4       | 0-0       | 0-0       | 4        | 3  | 7   | 1     | 1  | 4  | 0  | 0  | 0  | 0      | 0  | 19  |
| 17            | Lourdes Da Silva Costa |   | 06:49 | 2-4       | 1-3       | 0-0       | 0        | 0  | 0   | 0     | 0  | 5  | 0  | 1  | 1  | 0      | 0  | -2  |
| 25            | Joy Egbuna             |   | 03:37 | 0-1       | 0-0       | 0-0       | 0        | 1  | 1   | 0     | 0  | 0  | 0  | 0  | 0  | 0      | 1  | 3   |
| 11            | Tianna Chambers        |   | 02:47 | 0-0       | 0-0       | 0-0       | 0        | 0  | 0   | 0     | 0  | 0  | 0  | 0  | 0  | 0      | 0  | 3   |
| Team          |                        |   |       |           |           |           | 3        | 2  | 5   | 0     |    | 0  |    | 1  |    |        |    |     |
| <b>Totals</b> |                        |   |       | 29-72     | 13-32     | 6-8       | 16       | 32 | 48  | 11    | 11 | 77 | 18 | 11 | 9  | 1      | 5  | 29  |

Major Fouls: NONE

Dead Ball Rebounds: 1, 0

|                  | ARK                       | ALA                       |
|------------------|---------------------------|---------------------------|
| Biggest lead     | 0 (1 <sup>st</sup> 10:00) | 32 (3 <sup>rd</sup> 0:35) |
| Best Scoring Run | 5 (1 <sup>st</sup> 2:47)  | 15 (2 <sup>nd</sup> 7:39) |
| Lead Changes     | 0                         |                           |
| Times Tied       | 0                         |                           |
| Time with Lead   | 00:00                     | 39:11                     |

| Points from   | ARK | ALA |
|---------------|-----|-----|
| Turnovers     | 8   | 12  |
| Paint         | 20  | 30  |
| Second Chance | 7   | 12  |
| Fast Breaks   | 12  | 8   |
| Bench         | 20  | 19  |

| Period by Period Scoring |     |     |     |     |     |
|--------------------------|-----|-----|-----|-----|-----|
|                          | 1st | 2nd | 3rd | 4th | TOT |
| ARK                      | 14  | 10  | 12  | 12  | 48  |
| ALA                      | 25  | 19  | 23  | 10  | 77  |

## 2025-26 SEASON COMBINED



# 2025-26 Alabama Women's Basketball Combined Team Statistics All games

Page 1/1  
as of Jan 04, 2026

## Game Records

| Record         | Overall | Home | Away | Neutral |
|----------------|---------|------|------|---------|
| ALL GAMES      | 15-1    | 13-0 | 0-1  | 2-0     |
| CONFERENCE     | 1-1     | 1-0  | 0-1  | 0-0     |
| NON-CONFERENCE | 14-0    | 12-0 | 0-0  | 2-0     |

## Score by Periods

| Team      | 1st | 2nd | 3rd | 4th | OT | TOT  |
|-----------|-----|-----|-----|-----|----|------|
| Alabama   | 307 | 265 | 315 | 297 | 0  | 1184 |
| Opponents | 221 | 199 | 222 | 200 | 0  | 842  |

## Team Box Score

| No. Player |                         |       |        |      | Total   |      | 3-Point  |      | F-Throw |       | Rebounds |     |     |      |     |    |     |     |     |     |      |      |  |  |
|------------|-------------------------|-------|--------|------|---------|------|----------|------|---------|-------|----------|-----|-----|------|-----|----|-----|-----|-----|-----|------|------|--|--|
|            |                         | GP-GS | MIN    | AVG  | FG-FGA  | FG%  | 3FG-3FGA | 3FG% | FT-FTA  | FT%   | OFF      | DEF | TOT | AVG  | PF  | DQ | A   | TO  | BLK | STL | PTS  | AVG  |  |  |
| 23         | TIMMONS, Jessica        | 16-16 | 478:20 | 29.9 | 80-173  | .462 | 31-77    | .403 | 47-56   | .839  | 14       | 55  | 69  | 4.3  | 29  | 0  | 46  | 25  | 1   | 13  | 238  | 14.9 |  |  |
| 21         | CODY, Essence           | 12-11 | 297:09 | 24.8 | 64-106  | .604 | 8-20     | .400 | 39-55   | .709  | 22       | 42  | 64  | 5.3  | 28  | 0  | 7   | 15  | 21  | 18  | 175  | 14.6 |  |  |
| 22         | WEATHERS, Karly         | 16-16 | 497:13 | 31.1 | 52-123  | .423 | 33-85    | .388 | 11-16   | .688  | 17       | 78  | 95  | 5.9  | 13  | 0  | 48  | 27  | 6   | 23  | 148  | 9.3  |  |  |
| 20         | COLLINS, Diana          | 16-16 | 461:39 | 28.9 | 52-106  | .491 | 21-48    | .438 | 22-29   | .759  | 9        | 38  | 47  | 2.9  | 28  | 0  | 46  | 28  | 6   | 16  | 147  | 9.2  |  |  |
| 15         | SCOTT, Ta'Mia           | 16-16 | 369:39 | 23.1 | 53-120  | .442 | 24-63    | .381 | 4-9     | .444  | 4        | 49  | 53  | 3.3  | 19  | 0  | 22  | 24  | 12  | 13  | 134  | 8.4  |  |  |
| 1          | AUSTIN, Ace             | 15-0  | 323:51 | 21.6 | 30-90   | .333 | 11-40    | .275 | 31-36   | .861  | 14       | 34  | 48  | 3.2  | 32  | 0  | 32  | 18  | 2   | 12  | 102  | 6.8  |  |  |
| 31         | JONES, Naomi            | 16-5  | 241:38 | 15.1 | 33-67   | .493 | 0-0      | .000 | 20-35   | .571  | 29       | 59  | 88  | 5.5  | 21  | 0  | 9   | 14  | 23  | 11  | 86   | 5.4  |  |  |
| 32         | RAMSEY, Alancia         | 11-0  | 135:13 | 12.3 | 20-30   | .667 | 0-1      | .000 | 8-11    | .727  | 18       | 19  | 37  | 3.4  | 11  | 0  | 15  | 16  | 7   | 8   | 48   | 4.4  |  |  |
| 4          | LESTER, Eris            | 5-0   | 37:10  | 7.4  | 6-13    | .462 | 0-2      | .000 | 2-6     | .333  | 2        | 6   | 8   | 1.6  | 3   | 0  | 2   | 6   | 1   | 3   | 14   | 2.8  |  |  |
| 7          | JENNINGS, Waiata        | 9-0   | 77:16  | 8.6  | 10-23   | .435 | 2-11     | .182 | 2-3     | .667  | 1        | 9   | 10  | 1.1  | 8   | 0  | 2   | 7   | 1   | 5   | 24   | 2.7  |  |  |
| 17         | DA SILVA COSTA, Lourdes | 16-0  | 132:47 | 8.3  | 15-43   | .349 | 2-9      | .222 | 9-12    | .750  | 19       | 17  | 36  | 2.3  | 5   | 0  | 11  | 23  | 1   | 6   | 41   | 2.6  |  |  |
| 5          | DOUGLAS, Reychel        | 5-0   | 30:01  | 6.0  | 2-10    | .200 | 1-4      | .250 | 2-2     | 1.000 | 3        | 4   | 7   | 1.4  | 1   | 0  | 3   | 5   | 1   | 0   | 7    | 1.4  |  |  |
| 24         | BROOKS, Leah            | 10-0  | 57:37  | 5.8  | 5-11    | .455 | 0-4      | .000 | 0-0     | .000  | 5        | 7   | 12  | 1.2  | 2   | 0  | 2   | 4   | 1   | 1   | 10   | 1.0  |  |  |
| 25         | EGBUNA, Joy             | 9-0   | 35:07  | 3.9  | 2-9     | .222 | 0-0      | .000 | 4-6     | .667  | 3        | 2   | 5   | 0.6  | 9   | 0  | 0   | 4   | 2   | 0   | 8    | 0.9  |  |  |
| 11         | CHAMBERS, Tianna        | 6-0   | 25:20  | 4.2  | 1-4     | .250 | 0-0      | .000 | 0-2     | .000  | 0        | 3   | 3   | 0.5  | 4   | 0  | 1   | 4   | 1   | 1   | 2    | 0.3  |  |  |
| Team       |                         |       |        |      |         |      |          |      |         |       | 28       | 41  | 69  |      |     |    |     | 14  |     |     |      |      |  |  |
| Total      |                         | 16    | 3200   |      | 425-928 | .458 | 133-364  | .365 | 201-278 | .723  | 188      | 463 | 651 | 40.7 | 213 | 0  | 246 | 234 | 86  | 130 | 1184 | 74.0 |  |  |
| Opponents  |                         | 16    | 3200   |      | 319-922 | .346 | 76-266   | .286 | 128-193 | .663  | 163      | 344 | 507 | 31.7 | 281 | 9  | 165 | 242 | 49  | 113 | 842  | 52.6 |  |  |

## Team Statistics

|                        | UA             | OPP            |
|------------------------|----------------|----------------|
| <b>Scoring</b>         | <b>1184</b>    | <b>842</b>     |
| Points per game        | 74.0           | 52.6           |
| Scoring margin         | +21.4          | -              |
| <b>Field goals-att</b> | <b>425-928</b> | <b>319-922</b> |
| Field goal pct         | .458           | .346           |
| <b>3 point fg-att</b>  | <b>133-364</b> | <b>76-266</b>  |
| 3-point FG pct         | .365           | .286           |
| 3-pt FG made per game  | 8.3            | 4.8            |
| <b>Free throws-att</b> | <b>201-278</b> | <b>128-193</b> |
| Free throw pct         | .723           | .663           |
| F-Throws made per game | 12.6           | 8.0            |
| <b>Rebounds</b>        | <b>651</b>     | <b>507</b>     |
| Rebounds per game      | 40.7           | 31.7           |
| Rebounding margin      | +9.0           | -              |
| <b>Assists</b>         | <b>246</b>     | <b>165</b>     |
| Assists per game       | 15.4           | 10.3           |
| <b>Turnovers</b>       | <b>234</b>     | <b>242</b>     |
| Turnovers per game     | 14.6           | 15.1           |
| Turnover margin        | +0.5           | -              |
| Assist/turnover ratio  | 1.1            | 0.7            |
| <b>Steals</b>          | <b>130</b>     | <b>113</b>     |
| Steals per game        | 8.1            | 7.1            |
| <b>Blocks</b>          | <b>86</b>      | <b>49</b>      |
| Blocks per game        | 5.4            | 3.1            |
| <b>Winning streak</b>  | <b>1</b>       | <b>-</b>       |
| Home win streak        | 13             | -              |
| <b>Attendance</b>      | <b>36437</b>   | <b>14367</b>   |
| Home games-Avg/Game    | 13-2803        | 1-14367        |
| Neutral site-Avg/Game  | -              | 2-282          |

## Team Results

| Date       | Opponent          |   | Score | Att.  |
|------------|-------------------|---|-------|-------|
| 11/03/2025 | Stetson           | W | 82-73 | 7226  |
| 11/06/2025 | McNeese           | W | 64-44 | 2445  |
| 11/10/2025 | Alcorn            | W | 92-39 | 2428  |
| 11/17/2025 | Alabama A&M       | W | 66-43 | 2406  |
| 11/19/2025 | Samford           | W | 84-45 | 2472  |
| 11/24/2025 | vs Harvard        | W | 80-60 | 317   |
| 11/26/2025 | vs Minnesota      | W | 63-58 | 247   |
| 12/01/2025 | Kennesaw St.      | W | 79-65 | 2467  |
| 12/04/2025 | Clemson           | W | 72-48 | 2525  |
| 12/07/2025 | ULM               | W | 75-38 | 2524  |
| 12/14/2025 | Jackson St.       | W | 62-51 | 2435  |
| 12/16/2025 | Sam Houston       | W | 73-36 | 2224  |
| 12/17/2025 | Tulane            | W | 81-52 | 2169  |
| 12/21/2025 | Troy              | W | 77-59 | 2421  |
| 01/01/2026 | at South Carolina | L | 57-83 | 14367 |
| 01/04/2026 | Arkansas          | W | 77-48 | 2695  |



2025-26 CONFERENCE COMBINED



2025-26 Alabama Women's Basketball  
Combined Team Statistics  
In Conference games

Game Records

| Record         | Overall | Home | Away | Neutral |
|----------------|---------|------|------|---------|
| ALL GAMES      | 1-1     | 1-0  | 0-1  | 0-0     |
| CONFERENCE     | 1-1     | 1-0  | 0-1  | 0-0     |
| NON-CONFERENCE | 0-0     | 0-0  | 0-0  | 0-0     |

Score by Periods

| Team      | 1st | 2nd | 3rd | 4th | OT | TOT |
|-----------|-----|-----|-----|-----|----|-----|
| Alabama   | 40  | 38  | 33  | 23  | 0  | 134 |
| Opponents | 38  | 26  | 35  | 32  | 0  | 131 |

Team Box Score

| No.       | Player                  |       |       |      | Total  |      | 3-Point  |      | F-Throw |       | Rebounds |     |     |      |    |    |    |    |     |     |     |      |  |  |
|-----------|-------------------------|-------|-------|------|--------|------|----------|------|---------|-------|----------|-----|-----|------|----|----|----|----|-----|-----|-----|------|--|--|
|           |                         | GP-GS | MIN   | AVG  | FG-FGA | FG%  | 3FG-3FGA | 3FG% | FT-FTA  | FT%   | OFF      | DEF | TOT | AVG  | PF | DQ | A  | TO | BLK | STL | PTS | AVG  |  |  |
| 20        | COLLINS, Diana          | 2-2   | 53:17 | 26.6 | 11-20  | .550 | 5-7      | .714 | 0-0     | .000  | 2        | 1   | 3   | 1.5  | 3  | 0  | 6  | 6  | 1   | 1   | 27  | 13.5 |  |  |
| 23        | TIMMONS, Jessica        | 2-2   | 55:58 | 28.0 | 8-21   | .381 | 3-14     | .214 | 2-2     | 1.000 | 1        | 7   | 8   | 4.0  | 2  | 0  | 4  | 2  | 0   | 0   | 21  | 10.5 |  |  |
| 15        | SCOTT, Ta'Mia           | 2-2   | 44:50 | 22.4 | 8-19   | .421 | 5-11     | .455 | 0-0     | .000  | 1        | 6   | 7   | 3.5  | 4  | 0  | 2  | 2  | 1   | 3   | 21  | 10.5 |  |  |
| 21        | CODY, Essence           | 2-2   | 48:13 | 24.1 | 8-17   | .471 | 1-4      | .250 | 4-4     | 1.000 | 3        | 3   | 6   | 3.0  | 3  | 0  | 3  | 4  | 3   | 3   | 21  | 10.5 |  |  |
| 22        | WEATHERS, Karly         | 2-2   | 54:19 | 27.2 | 6-16   | .375 | 4-12     | .333 | 1-2     | .500  | 3        | 7   | 10  | 5.0  | 1  | 0  | 8  | 1  | 0   | 1   | 17  | 8.5  |  |  |
| 7         | JENNINGS, Waiata        | 2-0   | 18:48 | 9.4  | 3-5    | .600 | 2-3      | .667 | 0-0     | .000  | 0        | 3   | 3   | 1.5  | 1  | 0  | 0  | 0  | 0   | 0   | 8   | 4.0  |  |  |
| 1         | AUSTIN, Ace             | 2-0   | 44:05 | 22.0 | 2-12   | .167 | 1-6      | .167 | 2-4     | .500  | 0        | 7   | 7   | 3.5  | 5  | 0  | 5  | 2  | 1   | 3   | 7   | 3.5  |  |  |
| 32        | RAMSEY, Alancia         | 2-0   | 24:14 | 12.1 | 3-6    | .500 | 0-0      | .000 | 0-0     | .000  | 5        | 4   | 9   | 4.5  | 2  | 0  | 0  | 4  | 0   | 0   | 6   | 3.0  |  |  |
| 17        | DA SILVA COSTA, Lourdes | 2-0   | 14:06 | 7.1  | 2-8    | .250 | 1-4      | .250 | 0-0     | .000  | 0        | 3   | 3   | 1.5  | 0  | 0  | 0  | 2  | 0   | 1   | 5   | 2.5  |  |  |
| 31        | JONES, Naomi            | 2-0   | 33:48 | 16.9 | 0-7    | .000 | 0-0      | .000 | 1-2     | .500  | 3        | 8   | 11  | 5.5  | 3  | 0  | 3  | 1  | 5   | 0   | 1   | 0.5  |  |  |
| 24        | BROOKS, Leah            | 1-0   | 01:58 | 2.0  | 0-0    | .000 | 0-0      | .000 | 0-0     | .000  | 0        | 0   | 0   | 0.0  | 1  | 0  | 0  | 0  | 0   | 0   | 0   | 0.0  |  |  |
| 11        | CHAMBERS, Tianna        | 1-0   | 02:47 | 2.8  | 0-0    | .000 | 0-0      | .000 | 0-0     | .000  | 0        | 0   | 0   | 0.0  | 0  | 0  | 0  | 0  | 0   | 0   | 0   | 0.0  |  |  |
| 25        | EGBUNA, Joy             | 1-0   | 03:37 | 3.6  | 0-1    | .000 | 0-0      | .000 | 0-0     | .000  | 0        | 1   | 1   | 1.0  | 0  | 0  | 0  | 0  | 0   | 0   | 0   | 0.0  |  |  |
| Team      |                         |       |       |      |        |      |          |      |         |       | 5        | 4   | 9   |      |    |    |    | 3  |     |     |     |      |  |  |
| Total     |                         | 2     | 400   |      | 51-132 | .386 | 22-61    | .361 | 10-14   | .714  | 23       | 54  | 77  | 38.5 | 25 | 0  | 31 | 27 | 11  | 12  | 134 | 67.0 |  |  |
| Opponents |                         | 2     | 400   |      | 50-121 | .413 | 10-36    | .278 | 21-31   | .677  | 19       | 61  | 80  | 40.0 | 23 | 0  | 26 | 23 | 9   | 16  | 131 | 65.5 |  |  |

Team Statistics

|                        | UA     | OPP     |
|------------------------|--------|---------|
| Scoring                | 134    | 131     |
| Points per game        | 67.0   | 65.5    |
| Scoring margin         | +1.5   | -       |
| Field goals-att        | 51-132 | 50-121  |
| Field goal pct         | .386   | .413    |
| 3 point fg-att         | 22-61  | 10-36   |
| 3-point FG pct         | .361   | .278    |
| 3-pt FG made per game  | 11.0   | 5.0     |
| Free throws-att        | 10-14  | 21-31   |
| Free throw pct         | .714   | .677    |
| F-Throws made per game | 5.0    | 10.5    |
| Rebounds               | 77     | 80      |
| Rebounds per game      | 38.5   | 40.0    |
| Rebounding margin      | -1.5   | -       |
| Assists                | 31     | 26      |
| Assists per game       | 15.5   | 13.0    |
| Turnovers              | 27     | 23      |
| Turnovers per game     | 13.5   | 11.5    |
| Turnover margin        | -2.0   | -       |
| Assist/turnover ratio  | 1.1    | 1.1     |
| Steals                 | 12     | 16      |
| Steals per game        | 6.0    | 8.0     |
| Blocks                 | 11     | 9       |
| Blocks per game        | 5.5    | 4.5     |
| Winning streak         | 1      | -       |
| Home win streak        | 1      | -       |
| Attendance             | 2695   | 14367   |
| Home games-Avg/Game    | 1-2695 | 1-14367 |
| Neutral site-Avg/Game  | -      | 0-0     |

Team Results

| Date       | Opponent          |   | Score | Att.  |
|------------|-------------------|---|-------|-------|
| 01/01/2026 | at South Carolina | L | 57-83 | 14367 |
| 01/04/2026 | Arkansas          | W | 77-48 | 2695  |

## 2025-26 BOX SCORES

## GAME 1: ALABAMA VS. STETSON



Official Basketball Box Score - Final  
**Stetson at Alabama**  
11/03/25 Coleman Coliseum, Tuscaloosa  
2025-26 Women's Basketball

Game Time: 4:00 PM  
Game Duration: 2:00  
Attendance: 350

Officials: Chastity Taylor, Dawn Marsh, Rod Creech

| Stetson - 73                |         | Record: 0-1 |           |           |                       |                |    |    |    |    |                 |     |  |  |
|-----------------------------|---------|-------------|-----------|-----------|-----------------------|----------------|----|----|----|----|-----------------|-----|--|--|
| NO. Name                    | Min     | FG<br>M-A   | 3P<br>M-A | FT<br>M-A | Rebounds<br>OR DR TOT | Fouls<br>PF FD | TP | AS | TO | ST | Blocks<br>BS BA | +/- |  |  |
| 5 Aleah Sorrentino          | F 28:13 | 5-8         | 1-3       | 1-3       | 1 6 7                 | 5 4            | 12 | 2  | 2  | 0  | 2               | 5   |  |  |
| 3 Mary McMillan             | G 35:01 | 5-11        | 3-6       | 1-2       | 0 2 2                 | 1 1            | 14 | 8  | 1  | 1  | 0               | -10 |  |  |
| 21 Cameron Thomas           | G 33:44 | 8-14        | 4-6       | 7-9       | 2 1 3                 | 1 6            | 27 | 0  | 6  | 0  | 1               | -9  |  |  |
| 27 Promise Keshi            | G 30:28 | 3-4         | 0-0       | 0-0       | 1 6 7                 | 4 0            | 6  | 3  | 0  | 3  | 0               | -3  |  |  |
| 40 Rose Caso                | G 17:06 | 2-5         | 1-3       | 0-0       | 0 1 1                 | 5 0            | 5  | 0  | 3  | 1  | 0               | 0   |  |  |
| 11 Candela Garcia-Escribano | G 12:11 | 0-1         | 0-0       | 0-0       | 0 1 1                 | 3 0            | 0  | 0  | 1  | 0  | 0               | -11 |  |  |
| 10 Jorah Epley              | 23:15   | 3-5         | 3-5       | 0-0       | 0 5 5                 | 2 0            | 9  | 2  | 1  | 0  | 0               | -5  |  |  |
| 14 Favour Anyaële           | 07:45   | 0-2         | 0-0       | 0-0       | 0 2 2                 | 2 0            | 0  | 0  | 0  | 0  | 2               | -5  |  |  |
| 23 Sophie Locatelli         | 06:24   | 0-1         | 0-0       | 0-0       | 0 1 1                 | 2 1            | 0  | 0  | 1  | 0  | 0               | -3  |  |  |
| 4 Eva Bradshaw              | 05:53   | 0-1         | 0-0       | 0-0       | 0 1 1                 | 1 1            | 0  | 0  | 0  | 0  | 0               | -4  |  |  |
| Team                        |         |             |           |           | 1 1 2                 | 0              | 0  | 2  |    |    |                 |     |  |  |
| Totals                      | 26:52   | 12:23       | 9:14      | 5 27      | 32                    | 26             | 13 | 73 | 15 | 17 | 5 4             | -9  |  |  |
| Major Fouls: NONE           |         |             |           |           |                       |                |    |    |    |    |                 |     |  |  |

| Shooting By Period  |       |       |  |
|---------------------|-------|-------|--|
| 1 <sup>st</sup> FG% | 8-12  | 66.7% |  |
| 3PT%                | 6-9   | 66.7% |  |
| FT%                 | 2-2   | 100%  |  |
| 2 <sup>nd</sup> FG% | 7-14  | 50.0% |  |
| 3PT%                | 2-4   | 50.0% |  |
| FT%                 | 2-5   | 40%   |  |
| 3 <sup>rd</sup> FG% | 6-13  | 46.2% |  |
| 3PT%                | 3-6   | 50.0% |  |
| FT%                 | 5-7   | 71.4% |  |
| 4 <sup>th</sup> FG% | 5-13  | 38.5% |  |
| 3PT%                | 1-4   | 25.0% |  |
| FT%                 | 0-0   | 0%    |  |
| GM FG%              | 26-52 | 50.0% |  |
| 3PT%                | 12:23 | 52.2% |  |
| FT%                 | 9:14  | 64.3% |  |

Dead Ball Rebounds: 1, 0

## GAME 2: ALABAMA VS. MCNEESE



Official Basketball Box Score - Final  
**McNeese at Alabama**  
11/06/25 Coleman Coliseum, Tuscaloosa  
2025-26 Women's Basketball

Game Time: 6:00 PM  
Game Duration: 1:51  
Attendance: 2,445

Officials: Joseph Vaszly, Sarah Williams, Daniel Drake

| McNeese - 44        |         | Record: 1-1 |           |           |                       |                |    |    |    |           |                 |     |                     |       |       |  |  |  |
|---------------------|---------|-------------|-----------|-----------|-----------------------|----------------|----|----|----|-----------|-----------------|-----|---------------------|-------|-------|--|--|--|
| NO. Name            | Min     | FG<br>M-A   | 3P<br>M-A | FT<br>M-A | Rebounds<br>OR DR TOT | Fouls<br>PF FD | TP | AS | TO | ST        | Blocks<br>BS BA | +/- | Shooting By Period  |       |       |  |  |  |
| 0 Lexi Alexander    | F 23:27 | 2-7         | 0-0       | 0-0       | 2 1 3                 | 5 1 4          | 1  | 0  | 2  | 0         | 1 1             |     | 1 <sup>st</sup> FG% | 6-18  | 33.3% |  |  |  |
| 24 Dakota Howard    | F 25:13 | 3-12        | 0-0       | 3-4       | 2 2 4                 | 5 4 9          | 1  | 1  | 3  | 0         | 0 -9            |     | 3P%                 | 1-3   | 33.3% |  |  |  |
| 1 Jalecia Pierre    | G 30:28 | 3-13        | 0-1       | 2-4       | 1 3 4                 | 0 3 8          | 4  | 1  | 1  | 0         | 2 -20           |     | FT%                 | 0-0   | 0%    |  |  |  |
| 2 Arianna Patton    | G 28:50 | 2-7         | 1-3       | 0-0       | 0 0 0                 | 3 0 5          | 0  | 0  | 2  | 0         | 2 -23           |     | 2 <sup>nd</sup> FG% | 6-10  | 60.0% |  |  |  |
| 3 Alasia Washington | G 21:56 | 0-3         | 0-2       | 0-0       | 1 3 4                 | 2 0 0          | 2  | 1  | 1  | 0         | 1 -17           |     | 3P%                 | 0-0   | 0.0%  |  |  |  |
| 7 Tyreona Sibley    | 20:16   | 6-17        | 0-2       | 0-0       | 2 2 4                 | 3 2 12         | 1  | 2  | 2  | 1 5 -12   |                 |     | FT%                 | 4-4   | 100%  |  |  |  |
| 8 Avari Berry       | 07:19   | 1-1         | 0-0       | 0-0       | 0 1 1                 | 0 1 2          | 0  | 2  | 0  | 0 0 -2    |                 |     | 3 <sup>rd</sup> FG% | 3-18  | 16.7% |  |  |  |
| 6 Kait Chamberlin   | 13:27   | 1-3         | 0-2       | 0-0       | 1 1 2                 | 1 1 2          | 0  | 0  | 0  | 0 0 -4    |                 |     | 3P%                 | 0-5   | 0.0%  |  |  |  |
| 20 Carley Hamilton  | 14:04   | 1-1         | 0-0       | 0-0       | 0 0 0                 | 2 0 2          | 0  | 0  | 0  | 2 0 2     |                 |     | FT%                 | 1-4   | 25%   |  |  |  |
| 13 Monique Joseph   | 14:02   | 0-0         | 0-0       | 0-0       | 1 0 1                 | 3 0 0          | 0  | 0  | 2  | 1 0 0 -16 |                 |     | 4 <sup>th</sup> FG% | 1-18  | 22.2% |  |  |  |
| 5 Jamar'i Bell      | 00:58   | 0-0         | 0-0       | 0-0       | 0 0 0                 | 0 0 0          | 0  | 0  | 0  | 0 0 0     |                 |     | 3P%                 | 0-2   | 0.0%  |  |  |  |
| Team                |         |             |           |           | 4 2 6                 | 0 0 0          | 1  |    |    |           |                 |     | FT%                 | 0-0   | 0%    |  |  |  |
| Totals              | 19:64   | 1-10        | 5-8       | 14 15     | 29                    | 24 12 44       | 9  | 10 | 14 | 1 11 20   |                 |     | GM FG%              | 19-64 | 29.7% |  |  |  |
|                     |         |             |           |           |                       |                |    |    |    |           |                 |     | Major Fouls: NONE   |       |       |  |  |  |
|                     |         |             |           |           |                       |                |    |    |    |           |                 |     | FT%                 | 1-10  | 10.0% |  |  |  |
|                     |         |             |           |           |                       |                |    |    |    |           |                 |     | FT%                 | 5-8   | 62.5% |  |  |  |

| Shooting By Period  |       |       |  |
|---------------------|-------|-------|--|
| 1 <sup>st</sup> FG% | 6-18  | 33.3% |  |
| 3PT%                | 1-3   | 33.3% |  |
| FT%                 | 0-0   | 0%    |  |
| 2 <sup>nd</sup> FG% | 6-10  | 60.0% |  |
| 3PT%                | 0-0   | 0.0%  |  |
| FT%                 | 4-4   | 100%  |  |
| 3 <sup>rd</sup> FG% | 3-18  | 16.7% |  |
| 3PT%                | 0-5   | 0.0%  |  |
| FT%                 | 1-4   | 25%   |  |
| 4 <sup>th</sup> FG% | 4-18  | 22.2% |  |
| 3PT%                | 0-2   | 0.0%  |  |
| FT%                 | 0-0   | 0%    |  |
| GM FG%              | 19-64 | 29.7% |  |
| 3PT%                | 1-10  | 10.0% |  |
| FT%                 | 5-8   | 62.5% |  |

Dead Ball Rebounds: 2, 0

| Alabama - 82              |         | Record: 1-0 |           |           |                       |                |    |    |    |    |                 |     |    |    |  |  |  |  |  |
|---------------------------|---------|-------------|-----------|-----------|-----------------------|----------------|----|----|----|----|-----------------|-----|----|----|--|--|--|--|--|
| NO. Name                  | Min     | FG<br>M-A   | 3P<br>M-A | FT<br>M-A | Rebounds<br>OR DR TOT | Fouls<br>PF FD | TP | AS | TO | ST | Blocks<br>BS BA | +/- |    |    |  |  |  |  |  |
| 21 Essence Cody           | F 17:07 | 3-7         | 2-3       | 4-6       | 4 0 4                 | 4 4            | 12 | 0  | 0  | 1  | 0               | 0   | 1  |    |  |  |  |  |  |
| 15 Ta'Mia Scott           | G 34:22 | 5-13        | 1-6       | 1-2       | 0 6 6                 | 1 1            | 12 | 1  | 0  | 2  | 0               | 0   | 1  | 11 |  |  |  |  |  |
| 20 Diana Collins          | G 36:21 | 4-9         | 1-4       | 3-3       | 0 5 5                 | 3 6            | 12 | 1  | 1  | 3  | 1               | 1   | 11 |    |  |  |  |  |  |
| 22 Karly Weathers         | G 38:18 | 3-6         | 2-5       | 3-4       | 1 6 7                 | 1 2            | 11 | 3  | 3  | 2  | 0               | 0   | 8  |    |  |  |  |  |  |
| 23 Jessica Timmons        | G 36:52 | 6-14        | 1-5       | 8-9       | 1 2 3                 | 1 9            | 21 | 5  | 3  | 1  | 0               | 0   | 3  |    |  |  |  |  |  |
| 31 Naomi Jones            | 04:23   | 0-2         | 0-0       | 0-0       | 0 2 2                 | 0 0            | 0  | 0  | 0  | 0  | 0               | 0   | 1  | -8 |  |  |  |  |  |
| 32 Alancia Ramsey         | 22:59   | 5-6         | 0-0       | 3-4       | 4 2 6                 | 3 3            | 13 | 2  | 0  | 3  | 0               | 0   | 4  |    |  |  |  |  |  |
| 17 Lourdes Da Silva Costa | 06:59   | 0-5         | 0-2       | 1-4       | 2 1 3                 | 0 1            | 1  | 0  | 1  | 0  | 0               | 0   | 1  | 9  |  |  |  |  |  |
| 24 Leah Brooks            | 02:38   | 0-0         | 0-0       | 0-0       | 0 0 0                 | 0 0            | 0  | 0  | 0  | 0  | 0               | 0   | 0  | 6  |  |  |  |  |  |
| Team                      |         |             |           |           | 1 1 2                 | 0              | 0  | 0  |    |    |                 |     |    |    |  |  |  |  |  |
| Totals                    | 26:62   | 7:25        | 23:32     | 13 25     | 38                    | 13 26          | 82 | 12 | 8  | 12 | 1 4             | 9   |    |    |  |  |  |  |  |
| Major Fouls: NONE         |         |             |           |           |                       |                |    |    |    |    |                 |     |    |    |  |  |  |  |  |

| Shooting By Period  |       |       |  |
|---------------------|-------|-------|--|
| 1 <sup>st</sup> FG% | 7-17  | 41.2% |  |
| 3PT%                | 2-6   | 33.3% |  |
| FT%                 | 7-8   | 87.5% |  |
| 2 <sup>nd</sup> FG% | 6-16  | 37.5% |  |
| 3PT%                | 3-9   | 33.3% |  |
| FT%                 | 5-6   | 83.3% |  |
| 3 <sup>rd</sup> FG% | 6-17  | 35.3% |  |
| 3PT%                | 0-7   | 0.0%  |  |
| FT%                 | 7-10  | 70%   |  |
| 4 <sup>th</sup> FG% | 7-12  | 58.3% |  |
| 3PT%                | 2-3   | 66.7% |  |
| FT%                 | 4-8   | 50%   |  |
| GM FG%              | 26-62 | 41.9% |  |
| 3PT%                | 7-25  | 28.0% |  |
| FT%                 | 23-32 | 71.9% |  |

Dead Ball Rebounds: 5, 0

| Alabama - 64              |         | Record: 2-0 |           |           |                       |                |    |    |    |      |                 |     |         |       |       |     |        |      | Shooting By Period |  |  |
|---------------------------|---------|-------------|-----------|-----------|-----------------------|----------------|----|----|----|------|-----------------|-----|---------|-------|-------|-----|--------|------|--------------------|--|--|
| NO. Name                  | Min     | FG<br>M-A   | 3P<br>M-A | FT<br>M-A | Rebounds<br>OR DR TOT | Fouls<br>PF FD | TP | AS | TO | ST   | Blocks<br>BS BA | +/- | 1st     | 2nd   | 3rd   | 4th | GM FG% |      |                    |  |  |
| 21 Essence Cody           | F 32:15 | 7-9         | 1-1       | 8-11      | 3 8 11                | 1 8            | 23 | 0  | 1  | 1    | 6 0             | 23  | 3PT%    | 1-3   | 33.3% |     |        | 48.5 |                    |  |  |
| 15 Ta'Mia Scott           | G 20:42 | 3-6         | 0-2       | 1-2       | 1 1 2                 | 2 1            | 7  | 1  | 2  | 1    | 1 0             | 11  | FT%     | 0-0   | 0%    |     |        | 50.0 |                    |  |  |
| 20 Diana Collins          | G 29:01 | 2-5         | 1-4       | 1-2       | 1 3 4                 | 1 3            | 6  | 0  | 6  | 1    | 0 0             | 33  | 3PT%    | 5-13  | 38.5% |     |        | 33.3 |                    |  |  |
| 22 Karly Weathers         | G 34:19 | 4-7         | 4-7       | 2-2       | 0 7 7                 | 1 2            | 14 | 1  | 3  | 2    | 0 0             | 26  | FT%     | 3-4   | 75%   |     |        | 66.7 |                    |  |  |
| 23 Jessica Timmons        | G 27:57 | 1-5         | 0-2       | 2-2       | 0 3 3                 | 3 6            | 4  | 2  | 1  | 1    | 0 1             | 0   | 3PT%    | 3-9   | 33.3% |     |        | 48.8 |                    |  |  |
| 32 Alancia Ramsey         | 09:03   | 1-2         | 0-0       | 0-0       | 0 0 0                 | 1 0            | 2  | 1  | 3  | 0    | 2 0             | 1   | FT%     | 3-4   | 75%   |     |        |      |                    |  |  |
| 31 Naomi Jones            | 07:45   | 0-0         | 0-0       | 0-0       | 0 2 2                 | 1 1            | 0  | 0  | 0  | 0    | 2 -3            |     | 3PT%    | 1-2   | 50.0% |     |        |      |                    |  |  |
| 1 Ace Austin              | 28:28   | 1-6         | 0-3       | 4-4       | 1 2 3                 | 2 3            | 6  | 4  | 1  | 0    | 0 0             | 23  | FT%     | 9-10  | 90%   |     |        |      |                    |  |  |
| 4 Eris Lester             | 07:20   | 1-1         | 0-0       | 0-0       | 0 2 2                 | 0 0            | 2  | 1  | 1  | 0    | 0 0             | -8  | 4th FG% | 6-12  | 50.0% |     |        |      |                    |  |  |
| 17 Lourdes Da Silva Costa | 03:11   | 0-0         | 0-0       | 0-0       | 0 0 0                 | 0 0            | 0  | 0  | 1  | 0    | 0 0             | -6  | 3PT%    | 1-5   | 20.0% |     |        |      |                    |  |  |
| Team                      |         |             |           |           | 3 4 7                 | 0              | 0  | 0  |    |      |                 |     | FT%     | 6-9   | 66.7% |     |        |      |                    |  |  |
| Totals                    |         | 20-41       | 6-19      | 18-23     | 9 32 41               | 12 24          | 64 | 10 | 22 | 6 11 | 1 21            | 20  | GM FG%  | 20-41 | 48.8% |     |        |      |                    |  |  |

| Shooting By Period  |     |       |  |
|---------------------|-----|-------|--|
| 1 <sup>st</sup> FG% | 4-8 | 50.0% |  |
| 3PT%                | 1-3 | 33.3% |  |

## 2025-26 BOX SCORES

## GAME 5: ALABAMA VS. SAMFORD

Official Basketball Box Score - Final  
Samford at Alabama  
11/19/25 Coleman Coliseum, Tuscaloosa  
2025-26 Women's Basketball

Game Time: 6:00 PM  
Game Duration: 1:50  
Attendance: 2,472

Officials: Melissa Barlow, Teresa Stuck, Ashlee Goode

Samford - 45

Record: 2-3

| NO. Name              | Min     | FG<br>M-A | 3P<br>M-A | FT<br>M-A | Rebounds<br>OR DR TOT | Fouls<br>PF FD | TP | AS | TO | ST | Blocks<br>BS BA | +/- |
|-----------------------|---------|-----------|-----------|-----------|-----------------------|----------------|----|----|----|----|-----------------|-----|
| 10 Aubrey Blankenship | F 10:10 | 0-1       | 0-1       | 0-0       | 0 2 2                 | 1 1            | 0  | 0  | 1  | 0  | 0 0             | -23 |
| 44 Emily Bowman       | G 14:44 | 0-3       | 0-0       | 0 2 2     | 4 0 1                 | 0 1            | 0  | 1  | 1  | 0  | 0 0             | -35 |
| 5 Frances Morris      | G 11:53 | 2-4       | 0-0       | 0 1 1     | 3 1 4                 | 0 2            | 1  | 0  | 0  | 0  | 0 0             | -3  |
| 11 Briana Rivera      | G 29:06 | 3-9       | 3-9       | 0 0 1     | 1 1 0                 | 9 0            | 1  | 1  | 1  | 0  | 0 0             | -18 |
| 22 Sierra Godbolt     | G 25:33 | 3-9       | 1-3       | 6-6       | 0 0 0                 | 5 13           | 3  | 3  | 0  | 0  | 0 0             | -17 |
| 3 Kaylee Yarbrough    | 23:50   | 2-11      | 1-6       | 0-0       | 1 1 1                 | 1 1            | 5  | 0  | 1  | 1  | 0 0             | -36 |
| 20 Alyssa Tarpley     | 23:12   | 0-1       | 0-1       | 0-0       | 0 1 1                 | 1 0            | 0  | 1  | 0  | 1  | 0 0             | -28 |
| 12 Carla Baguda       | 21:52   | 1-2       | 0-0       | 1-2       | 2 5 7                 | 2 1            | 3  | 0  | 0  | 0  | 3 1             | -4  |
| 1 Jada Knight         | 14:27   | 1-4       | 0-1       | 0-0       | 0 1 1                 | 0 0            | 2  | 2  | 3  | 0  | 0 3             | -22 |
| 2 Avary Brewer        | 13:20   | 1-4       | 1-2       | 0-0       | 0 2 2                 | 3 0            | 3  | 1  | 2  | 1  | 0 0             | -23 |
| 21 Sydney Martin      | 06:38   | 2-3       | 2-3       | 0-0       | 0 2 2                 | 4 0            | 6  | 0  | 0  | 0  | 0 0             | -12 |
| 33 Marisha Bishop     | 01:33   | 0-0       | 0-0       | 0-0       | 0 0 0                 | 1 0            | 0  | 0  | 0  | 0  | 0 0             | -2  |
| 4 Camryn Register     | 01:51   | 0-0       | 0-0       | 0-0       | 0 0 0                 | 0 0            | 0  | 0  | 0  | 0  | 0 0             | 2   |
| 32 Yael Maayan        | 01:51   | 0-0       | 0-0       | 0-0       | 0 0 0                 | 0 0            | 0  | 0  | 0  | 0  | 1 0             | 2   |
| Team                  |         |           |           |           | 2 1 3                 | 0              | 0  | 0  | 3  |    |                 |     |
| Totals                |         | 15-51     | 8-27      | 7-8       | 6 19 25               | 17 10          | 45 | 8  | 17 | 5  | 4 5             | -39 |

| Shooting By Period | 1st        | 2nd        | 3rd        | 4th       | GM          |
|--------------------|------------|------------|------------|-----------|-------------|
| FG%                | 5-12 41.7% | 3-11 27.3% | 2-11 18.2% | 1-6 16.7% | 11-30 36.7% |
| 3PT%               | 1-6 16.7%  | 0-3 0.0%   | 0-3 0.0%   | 0-1 0.0%  | 1-10 10.0%  |
| FT%                | 7-8 87.5%  | 2-2 100%   | 2-2 100%   | 2-2 100%  | 13-14 92.9% |
| Rebounds           | 6 19 25    | 17 10      | 45         | 8         | 17 5        |
| Fouls              | 17 10      | 45         | 8          | 17        | 5           |
| Blocks             | 4 5        | -39        |            |           |             |

Dead Ball Rebounds: 2, 0

Major Fouls: NONE

Alabama - 84

Record: 5-0

| NO. Name                  | Min     | FG<br>M-A | 3P<br>M-A | FT<br>M-A | Rebounds<br>OR DR TOT | Fouls<br>PF FD | TP | AS | TO | ST | Blocks<br>BS BA | +/- |
|---------------------------|---------|-----------|-----------|-----------|-----------------------|----------------|----|----|----|----|-----------------|-----|
| 21 Essence Cody           | F 26:02 | 4-6       | 0-2       | 2-2       | 2 3 5                 | 1 1            | 10 | 0  | 1  | 3  | 2 0             | 26  |
| 15 Ta'Mia Scott           | G 24:56 | 4-6       | 2-3       | 0-0       | 0 4 4                 | 0 2            | 10 | 3  | 1  | 0  | 1 1             | 34  |
| 20 Diana Collins          | G 24:50 | 0-5       | 0-2       | 2-2       | 0 3 3                 | 1 1            | 2  | 3  | 0  | 0  | 2 0             | 32  |
| 22 Karly Weathers         | G 30:59 | 5-8       | 3-5       | 0-0       | 0 3 3                 | 6 1            | 2  | 13 | 4  | 2  | 1 0             | 36  |
| 23 Jessica Timmons        | G 20:37 | 3-5       | 3-4       | 3-6       | 0 3 3                 | 3 4            | 12 | 3  | 0  | 0  | 0 0             | 31  |
| 32 Alancia Ramsey         | 11:10   | 3-4       | 0-0       | 0-0       | 2 3 5                 | 1 0            | 6  | 2  | 1  | 0  | 0 1             | 7   |
| 1 Ace Austin              | 29:24   | 4-8       | 1-2       | 0 2 2     | 2 3 21                | 5 1            | 3  | 0  | 0  | 0  | 0 2             | 6   |
| 31 Naomi Jones            | 11:10   | 3-4       | 0-0       | 1-2       | 4 6 1                 | 1 7            | 0  | 0  | 0  | 0  | 0 0             | 8   |
| 17 Lourdes Da Silva Costa | 08:43   | 0-3       | 0-0       | 0-0       | 3 0 3                 | 0 2            | 0  | 0  | 2  | 0  | 1 2             | -4  |
| 5 Reyche Douglas          | 05:51   | 0-0       | 0-0       | 0-0       | 0 0 0                 | 0 0            | 0  | 0  | 1  | 1  | 0 0             | -2  |
| 24 Leah Brooks            | 04:51   | 1-2       | 0-0       | 0-0       | 0 0 0                 | 0 0            | 2  | 0  | 0  | 0  | 0 0             | 3   |
| 25 Joy Egbuna             | 01:27   | 0-2       | 0-0       | 1-2       | 1 0 1                 | 0 1            | 1  | 0  | 0  | 0  | 0 0             | -2  |
| Team                      |         |           |           |           | 0 4 4                 | 0              | 0  | 0  | 0  | 0  |                 |     |
| Totals                    |         | 31-59     | 12-24     | 10-16     | 13 29 42              | 10 17          | 84 | 21 | 11 | 8  | 5 4             | 39  |

| Shooting By Period | 1st        | 2nd        | 3rd        | 4th       | GM          |
|--------------------|------------|------------|------------|-----------|-------------|
| FG%                | 5-11 45.5% | 3-11 27.3% | 2-11 18.2% | 1-6 16.7% | 11-30 36.7% |
| 3PT%               | 2-4 50.0%  | 0-3 0.0%   | 0-3 0.0%   | 0-1 0.0%  | 1-10 10.0%  |
| FT%                | 7-8 87.5%  | 2-2 100%   | 2-2 100%   | 2-2 100%  | 13-14 92.9% |
| Rebounds           | 6 19 25    | 17 10      | 45         | 8         | 17 5        |
| Fouls              | 17 10      | 45         | 8          | 17        | 5           |
| Blocks             | 4 5        | -39        |            |           |             |

Dead Ball Rebounds: 2, 0

Major Fouls: NONE

|                  | SAM                      | UA                        |
|------------------|--------------------------|---------------------------|
| Biggest lead     | 1 (1 <sup>st</sup> 2:55) | 41 (4 <sup>th</sup> 1:59) |
| Best Scoring Run | 6 (2 <sup>nd</sup> 2:35) | 17 (2 <sup>nd</sup> 6:10) |
| Lead Changes     | 4                        |                           |
| Times Tied       | 1                        |                           |
| Time with Lead   | 02:45                    | 36:27                     |

| Points from   | SAM | UA |
|---------------|-----|----|
| Turnovers     | 13  | 24 |
| Paint         | 12  | 34 |
| Second Chance | 3   | 15 |
| Fast Breaks   | 7   | 16 |
| Bench         | 19  | 37 |

## GAME 7: ALABAMA AT MINNESOTA (BAHA MAR)

Official Basketball Box Score - Final  
Alabama at Minnesota  
11/26/25 Baha Mar Convention Center, Nassau  
2025-26 Women's Basketball

Game Time: 4:00 PM  
Game Duration: 1:56  
Attendance: 247

Officials: Kalei Enterline, Kim Hobbs, Natasha Harris

Alabama - 63

Record: 1-0

| NO. Name                  | Min     | FG<br>M-A | 3P<br>M-A | FT<br>M-A | Rebounds<br>OR DR TOT | Fouls<br>PF FD | TP | AS | TO | ST | Blocks<br>BS BA | +/- |
|---------------------------|---------|-----------|-----------|-----------|-----------------------|----------------|----|----|----|----|-----------------|-----|
| 21 Essence Cody           | F 29:41 | 7-11      | 0-2       | 4-5       | 0 6 6                 | 3 4            | 18 | 1  | 1  | 1  | 0 0             | 9   |
| 15 Ta'Mia Scott           | G 21:35 | 3-8       | 2-5       | 0-0       | 0 5 5                 | 1 2            | 8  | 2  | 1  | 0  | 1 0             | -5  |
| 20 Diana Collins          | G 30:55 | 2-6       | 2-3       | 0-0       | 1 2 3                 | 1 0            | 6  | 3  | 2  | 1  | 0 0             | -6  |
| 22 Karly Weathers         | G 35:47 | 4-10      | 3-6       | 0-0       | 1 6 7                 | 1 3            | 11 | 4  | 5  | 1  | 2 0             | 11  |
| 23 Jessica Timmons        | G 34:19 | 6-14      | 4-7       | 2-2       | 1 1 2                 | 2 2            | 18 | 3  | 1  | 0  | 0 1             | -3  |
| 1 Ace Austin              | 20:36   | 0-5       | 0-2       | 0-0       | 1 2 3                 | 3 0            | 0  | 2  | 0  | 0  | 0 1             | 15  |
| 31 Naomi Jones            | 12:16   | 0-2       | 0-0       | 0-0       | 4 2 6                 | 1 0            | 0  | 0  | 2  | 0  | 0 0             | -1  |
| 32 Alancia Ramsey         | 13:04   | 0-1       | 0-1       | 2-2       | 1 5 6                 | 0 1            | 2  | 1  | 2  | 0  | 2 0             | 8   |
| 17 Lourdes Da Silva Costa | 01:47   | 0-0       | 0-0       | 0-0       | 0 0 0                 | 0 0            | 0  | 0  | 0  | 0  | 0 0             | -3  |
| Team                      |         |           |           |           | 2 2 4                 | 0              | 0  | 0  | 3  |    |                 |     |
| Totals                    |         | 22-57     | 11-26     | 8-9       | 11 31 42              | 12 12          | 63 | 16 | 16 | 4  | 5 3             | 5   |

| Shooting By Period | 1st        | 2nd        | 3rd        | 4th       | GM          |
|--------------------|------------|------------|------------|-----------|-------------|
| FG%                | 6-15 40.0% | 3-11 27.3% | 2-11 18.2% | 1-6 16.7% | 11-30 36.7% |
| 3PT%               | 2-5 40.0%  | 0-3 0.0%   | 0-3 0.0%   | 0-1 0.0%  | 1-10 10.0%  |
| FT%                | 4-5 80.0%  | 2-2 100%   | 2-2 100%   | 2-2 100%  | 10-11 90.9% |
| Rebounds           | 6 19 25    | 17 10      | 45         | 8         | 17 5        |
| Fouls              | 17 10      | 45         | 8          | 17        | 5           |
| Blocks             | 4 5        | -39        |            |           |             |

Dead Ball Rebounds: 4, 1

Major Fouls: NONE

Minnesota - 58

Record: 0-1

| NO. Name             | Min     | FG<br>M-A | 3P<br>M-A | FT<br>M-A | Rebounds<br>OR DR TOT | Fouls<br>PF FD | TP | AS | TO | ST | Blocks<br>BS BA | +/- |
|----------------------|---------|-----------|-----------|-----------|-----------------------|----------------|----|----|----|----|-----------------|-----|
| 25 Grace Grocholski  | F 36:29 | 7-14      | 3-5       | 1-1       | 2 4 6                 | 0 4            | 18 | 1  | 1  | 0  | 1 3             | -4  |
| 52 Sophie Hart       | G 34:23 | 3-9       | 0-0       | 2-4       | 7 4 11                | 2 2            | 8  | 0  | 2  | 1  | 1 1             | -3  |
| 3 Amaya Bettle       | G 32:17 | 3-13      | 0-2       | 1-1       | 1 6 7                 | 4 2            | 7  | 3  | 2  | 0  | 0 0             | -1  |
| 10 Mara Braun        | G 36:59 | 4-11      | 1-4       | 0-0       | 0 2 2                 | 0 0            | 9  | 1  | 2  | 2  | 1 0             | 8   |
| 12 Brylee Glenn      | G 36:12 | 5-15      | 1-2       | 2-3       | 1 2 3                 | 4 3            | 13 | 4  | 0  | 0  | 0 1             | -4  |
| 31 Finaiu Tonga      | 04:26   | 0-0       | 0-0       | 0-0       | 1 1 0                 | 0 0            | 0  | 0  | 0  | 0  | 0 0             | 1   |
| 22 Kennedy Klick     | 03:13   | 0-1       | 0-0       | 0-0       | 0 0 0                 | 0 0            | 0  | 0  | 0  | 0  | 0 0             | -3  |
| 35 Makenna Christian | 14:50   | 1-4       | 1-4       | 0-0       | 0 1 1                 | 0 1            | 3  | 0  | 0  | 0  | 0 0             | 0   |
| 41 Niamya Holloway   | 01:11   | 0-0       | 0-0       | 0-0       | 0 0 0                 | 0 0            | 0  | 0  | 0  | 0  | 0 0             | -3  |
| Team                 |         |           |           |           | 2 1 3                 | 0              | 0  | 0  | 1  |    |                 |     |
| Totals               |         | 23-67     | 6-17      | 6-9       | 13 21 34              | 12 12          | 58 | 9  | 8  | 3  | 3 5             | -5  |

| Shooting By Period | 1st        | 2nd        | 3rd        | 4th       | GM          |
|--------------------|------------|------------|------------|-----------|-------------|
| FG%                | 4-14 28.6% | 3-11 27.3% | 2-11 18.2% | 1-6 16.7% | 11-30 36.7% |
| 3PT%               | 0-2 0.0%   | 0-3 0.0%   | 0-3 0.0%   | 0-1 0.0%  | 1-10 10.0%  |
| FT%                | 1-2 50.0%  | 2-3 66.7%  | 2-2 100%   | 2-2 100%  | 7-9 77.8%   |
| Rebounds           | 6 19 25    | 17 10      | 45         | 8         | 17 5        |
| Fouls              | 17 10      | 45         | 8          | 17        | 5           |
| Blocks             | 4 5        | -39        |            |           |             |

Dead Ball Rebounds: 2, 0

Major Fouls: NONE

|                  | ALA                       | MIN                      |
|------------------|---------------------------|--------------------------|
| Biggest lead     | 13 (2 <sup>nd</sup> 7:04) | 1 (1 <sup>st</sup> 7:02) |
| Best Scoring Run | 8 (1 <sup>st</sup> 0:36)  | 6 (3 <sup>rd</sup> 8:24) |
| Lead Changes     | 6                         |                          |
| Times Tied       | 3                         |                          |
| Time with Lead   | 35:34                     | 02:19                    |

| Points from   | ALA | MIN |
|---------------|-----|-----|
| Turnovers     | 12  | 8   |
| Paint         | 20  | 32  |
| Second Chance | 2   | 7   |
| Fast Breaks   | 3   | 8   |
| Bench         | 2   | 3   |

## GAME 6: ALABAMA VS. HARVARD (BAHA MAR)

Official Basketball Box Score - Final  
Harvard at Alabama  
11/24/25 Baha Mar Convention Center, Nassau  
2025-26 Women's Basketball

Game Time: 6:30 PM  
Game Duration: 2:00  
Attendance: 317

Officials: Troy Winders, Natasha Harris, Alicia Iwakiri

Harvard - 60

Record: 0-1

| NO. Name              | Min     | FG<br>M-A | 3P<br>M-A | FT<br>M-A | Rebounds<br>OR DR TOT | Fouls<br>PF FD | TP | AS | TO | ST | Blocks<br>BS BA | +/- |
|-----------------------|---------|-----------|-----------|-----------|-----------------------|----------------|----|----|----|----|-----------------|-----|
| 31 Katie Krupa        | F 26:35 | 5-7       | 1-2       | 5-6       | 0 2 2                 | 4 5            | 16 | 4  | 3  | 0  | 2 0             | -15 |
| 40 Abigail Wright     | F 30:20 | 7-15      | 0-0       | 2-3       | 3 0 3                 | 1 6            | 18 | 3  | 6  | 1  | 1 1             | -16 |
| 5 Gabby Anderson      | G 29:22 | 0-5       | 0-3       | 0-0       | 0 1 1                 | 1 1            | 0  | 0  | 1  | 2  | 0 0             | -6  |
| 22 Saniyah Glenn      | G 28:23 | 4-13      | 1-3       | 2-3       | 4 6 10                | 5 3            | 11 | 7  | 3  | 2  | 0 1             | -19 |
| 23 Nina Emnace        | G 31:06 | 1-6       | 0-2       | 2-2       | 0 1 1                 | 3 3            | 14 | 0  | 2  | 1  | 0 1             | -23 |
| 11 Alayna Rocco       | 21:01   | 4-7       | 3-5       | 0-0       | 0 2 2                 | 0 2            | 11 | 0  | 1  | 2  | 0 0             | -15 |
| 0 Olivia Jones        | 13:36   | 0-1       | 0-0       | 0-0       | 1 1 2                 | 4 0            | 0  | 2  | 2  | 1  | 0 0             | -5  |
| 1 Aubrey Shaw         | 08:41   | 0-0       | 0-0       | 0-0       | 1 0 1                 | 0 0            | 0  | 0  | 0  | 0  | 0 0             | 2   |
| 5 Lydia Chaitra       | 05:43   | 0-0       | 0-0       | 0-0       | 0 0 0                 | 2 0            | 0  | 0  | 2  | 0  | 0 0             | 3   |
| 24 Mary Hollensteiner | 05:43   | 1-5       | 0-3       | 0-0       | 2 0 2                 | 0 0            | 2  | 0  | 0  | 0  | 0 0             | -6  |
| Team                  |         |           |           |           | 2 0 2                 | 0              | 0  | 0  | 0  |    |                 |     |
| Totals                |         | 22-59     | 5-18      | 11-14     | 13 13 26              | 20 18          | 60 | 16 | 20 | 9  | 3 3             | -20 |

| Shooting By Period | 1st        | 2nd        | 3rd       | 4th       | GM          |
|--------------------|------------|------------|-----------|-----------|-------------|
| FG%                | 4-12 33.3% | 3-13 23.1% | 2-6 33.3% | 1-3 25.0% | 10-34 29.4% |
| 3PT%               | 1-3 33.3%  | 0-3 0.0%   | 0-3 0.0%  | 0-1 0.0%  | 1-10 10.0%  |
| FT%                | 5-6 83.3%  | 2-2 100%   | 2-2 100%  | 2-2 100%  | 11-12 91.7% |
| Rebounds           | 6 19 25    | 17 10      | 45        | 8         | 17 5        |
| Fouls              | 17 10      | 45         | 8         | 17        | 5           |
| Blocks             | 4 5        | -39        |           |           |             |

Dead Ball Rebounds: 3, 2

## 2025-26 BOX SCORES

## GAME 9: ALABAMA VS. CLEMSON



Official Basketball Box Score - Final  
**Clemson at Alabama**  
12/04/25 Coleman Coliseum, Tuscaloosa  
2025-26 Women's Basketball

Game Time: 6:00 PM  
Game Duration: 1:44  
Attendance: 2,525

Officials: Brenda Pantiga, Maggie Tieman, Brandon Enterline

| Clemson - 48               |         |           |           |           |                       |                |    |    |    |    |                 |     |                          |       |       |      |      |       |
|----------------------------|---------|-----------|-----------|-----------|-----------------------|----------------|----|----|----|----|-----------------|-----|--------------------------|-------|-------|------|------|-------|
| Record: 5-4                |         |           |           |           |                       |                |    |    |    |    |                 |     |                          |       |       |      |      |       |
| NO. Name                   | Min     | FG<br>M-A | 3P<br>M-A | FT<br>M-A | Rebounds<br>OR DR TOT | Fouls<br>PF FD | TP | AS | TO | ST | Blocks<br>BS BA | +/- | Shooting By Period       |       |       |      |      |       |
| 25 Demeara Hinds           | F 21:14 | 1-5       | 0-0       | 0-0       | 0 1 1                 | 2 1            | 2  | 2  | 2  | 1  | 0 1             | -13 | 1 <sup>st</sup> FG%      | 3-13  | 23.1% | 3PT% | 0-3  | 0.0%  |
| 32 Raven Thompson          | F 22:15 | 3-3       | 1-1       | 0-0       | 0 4 4                 | 2 0            | 7  | 1  | 1  | 2  | 0 0             | -13 | FT%                      | 3-3   | 100%  | FT%  | 0-0  | 0.0%  |
| 5 Hannah Kohn              | G 34:38 | 3-10      | 3-8       | 1-1       | 1 2 3                 | 2 2            | 10 | 1  | 3  | 0  | 1 1             | -24 | 2 <sup>nd</sup> FG%      | 4-13  | 30.8% | 3PT% | 0-0  | 0.0%  |
| 11 Rusne Augustinate       | G 21:30 | 2-5       | 2-4       | 0-0       | 0 1 1                 | 2 0            | 6  | 0  | 2  | 1  | 0 0             | -11 | FT%                      | 2-10  | 20.0% | FT%  | 0-0  | 0.0%  |
| 12 Mia Moore               | G 24:12 | 0-7       | 0-1       | 0-0       | 0 5 5                 | 0 1            | 0  | 3  | 1  | 0  | 0 0             | -16 | 3 <sup>rd</sup> FG%      | 5-14  | 35.7% | 3PT% | 0-0  | 0.0%  |
| 14 Rachael Rose            | 13:29   | 1-4       | 0-2       | 3-3       | 0 1 1                 | 2 2            | 5  | 0  | 1  | 0  | 0 0             | -15 | FT%                      | 2-2   | 100%  | FT%  | 0-0  | 0.0%  |
| 21 Hadley Periman          | 21:38   | 2-6       | 0-3       | 0 3 5     | 8 1                   | 1 4            | 3  | 0  | 0  | 1  | 0 0             | -12 | 4 <sup>th</sup> FG%      | 5-14  | 35.7% | 3PT% | 0-0  | 0.0%  |
| 10 Taylor Johnson-Matthews | 10:51   | 2-7       | 0-2       | 1-2       | 0 1 1                 | 2 1            | 5  | 0  | 1  | 1  | 0 0             | -5  | GM FG%                   | 17-54 | 31.5% | 3PT% | 6-23 | 26.1% |
| 0 Holland Harris           | 11:26   | 1-1       | 0-0       | 1-2       | 2 3 5                 | 1 2            | 3  | 0  | 1  | 0  | 3 0             | -3  | FT%                      | 8-10  | 80.0% | FT%  | 0-0  | 0.0%  |
| 1 Amaia Jackson            | 13:51   | 2-4       | 0-1       | 2-2       | 0 0 0                 | 1 1            | 6  | 0  | 0  | 0  | 0 0             | -4  | Dead Ball Rebounds: 2, 0 |       |       |      |      |       |
| 31 Morgan Lee              | 04:56   | 0-2       | 0-1       | 0-0       | 0 1 1                 | 1 0            | 0  | 0  | 0  | 0  | 1 0             | -4  | Major Fouls: NONE        |       |       |      |      |       |
| Team                       |         |           |           |           | 2 1 3                 | 0              | 0  | 0  | 0  | 0  | 0               |     | Totals                   |       |       |      |      |       |
| Totals                     |         | 17-54     | 6-23      | 8-10      | 8 25 33               | 16 11          | 48 | 10 | 13 | 3  | 6 3             | -24 |                          |       |       |      |      |       |

## GAME 10: ALABAMA VS. ULM



Official Basketball Box Score - Final  
**ULM at Alabama**  
12/07/25 Coleman Coliseum, Tuscaloosa  
2025-26 Women's Basketball

Game Time: 4:00 PM  
Game Duration: 1:48  
Attendance: 2,524

Officials: Travis Jones, Kaz Beverly, Tiffany Bird

| Alabama - 72              |         |           |           |           |                       |                |    |    |    |    |                 |     |                          |       |       |      |      |       |
|---------------------------|---------|-----------|-----------|-----------|-----------------------|----------------|----|----|----|----|-----------------|-----|--------------------------|-------|-------|------|------|-------|
| Record: 9-0               |         |           |           |           |                       |                |    |    |    |    |                 |     |                          |       |       |      |      |       |
| NO. Name                  | Min     | FG<br>M-A | 3P<br>M-A | FT<br>M-A | Rebounds<br>OR DR TOT | Fouls<br>PF FD | TP | AS | TO | ST | Blocks<br>BS BA | +/- | Shooting By Period       |       |       |      |      |       |
| 21 Essence Cody           | F 29:04 | 7-11      | 2-4       | 5-9       | 1 4 5                 | 3 7            | 21 | 2  | 1  | 1  | 0 0             | 7   | 1 <sup>st</sup> FG%      | 6-18  | 33.3% | 3PT% | 1-7  | 14.3% |
| 15 Ta'Mia Scott           | G 28:00 | 4-13      | 1-5       | 0-0       | 0 4 4                 | 0 1            | 9  | 2  | 1  | 0  | 0 1             | 20  | FT%                      | 2-3   | 66.7% | FT%  | 0-1  | 0.0%  |
| 20 Diana Collins          | G 26:20 | 3-4       | 0-0       | 2-3       | 1 1 2                 | 2 2            | 8  | 2  | 0  | 0  | 0 0             | 19  | 2 <sup>nd</sup> FG%      | 5-11  | 45.5% | 3PT% | 0-0  | 0.0%  |
| 22 Karly Weathers         | G 33:20 | 4-7       | 1-2       | 0-0       | 0 5 5                 | 0 2            | 3  | 2  | 1  | 1  | 0 2             | 23  | FT%                      | 2-2   | 100%  | FT%  | 0-0  | 0.0%  |
| 23 Jessica Timmons        | G 31:06 | 7-15      | 3-6       | 2-2       | 1 2 3                 | 1 3            | 19 | 4  | 1  | 1  | 0 1             | 20  | 4 <sup>th</sup> FG%      | 6-16  | 37.5% | 3PT% | 0-0  | 0.0%  |
| 31 Naomi Jones            | 10:09   | 0-2       | 0-0       | 0-0       | 1 6 7                 | 0 0            | 0  | 0  | 1  | 0  | 2 0             | 17  | GM FG%                   | 27-58 | 46.6% | 3PT% | 7-18 | 38.9% |
| 1 Ace Austin              | 22:09   | 0-3       | 0-1       | 2-2       | 1 3 4                 | 2 1            | 2  | 2  | 1  | 0  | 0 1             | 8   | FT%                      | 11-16 | 68.8% | FT%  | 0-0  | 0.0%  |
| 7 Waiaia Jennings         | 06:24   | 2-2       | 0-0       | 0-0       | 0 0 0                 | 1 0            | 4  | 0  | 0  | 1  | 0 0             | 2   | Dead Ball Rebounds: 1, 0 |       |       |      |      |       |
| 32 Alancia Ramsey         | 07:33   | 0-0       | 0-0       | 0-0       | 0 1 1                 | 1 0            | 0  | 1  | 0  | 1  | 0 0             | 4   | Major Fouls: NONE        |       |       |      |      |       |
| 17 Lourdes Da Silva Costa | 03:20   | 0-0       | 0-0       | 0-0       | 0 0 0                 | 0 0            | 0  | 0  | 0  | 0  | 0 0             | -1  | Totals                   |       |       |      |      |       |
| 4 Eris Lester             | 02:31   | 0-1       | 0-0       | 0-0       | 0 0 0                 | 1 0            | 0  | 0  | 0  | 0  | 0 1             | 1   |                          |       |       |      |      |       |
| Team                      |         |           |           |           | 5 3 8                 | 0              | 0  | 0  | 0  | 0  | 0               |     |                          |       |       |      |      |       |
| Totals                    |         | 27-58     | 7-18      | 11-16     | 10 29 39              | 11 16          | 72 | 15 | 6  | 5  | 3 6             | 24  |                          |       |       |      |      |       |

| Alabama - 75              |         |           |           |           |                       |                |    |    |    |    |                 |     |                          |       |       |      |      |       |
|---------------------------|---------|-----------|-----------|-----------|-----------------------|----------------|----|----|----|----|-----------------|-----|--------------------------|-------|-------|------|------|-------|
| Record: 10-0              |         |           |           |           |                       |                |    |    |    |    |                 |     |                          |       |       |      |      |       |
| NO. Name                  | Min     | FG<br>M-A | 3P<br>M-A | FT<br>M-A | Rebounds<br>OR DR TOT | Fouls<br>PF FD | TP | AS | TO | ST | Blocks<br>BS BA | +/- | Shooting By Period       |       |       |      |      |       |
| 31 Naomi Jones            | F 21:03 | 5-6       | 0-0       | 1-2       | 1 6 7                 | 2 5            | 11 | 1  | 2  | 2  | 0 1             | 35  | 1 <sup>st</sup> FG%      | 6-18  | 33.3% | 3PT% | 1-7  | 14.3% |
| 15 Ta'Mia Scott           | G 19:44 | 5-8       | 1-4       | 0-0       | 1 3 4                 | 1 1            | 11 | 0  | 0  | 0  | 1 0             | 22  | FT%                      | 2-3   | 66.7% | FT%  | 0-1  | 0.0%  |
| 20 Diana Collins          | G 22:37 | 0-4       | 0-3       | 0-0       | 0 0 0                 | 0 1            | 1  | 0  | 4  | 0  | 3 1             | 29  | 2 <sup>nd</sup> FG%      | 5-11  | 45.5% | 3PT% | 0-0  | 0.0%  |
| 22 Karly Weathers         | G 29:11 | 4-9       | 3-8       | 0-0       | 0 3 3                 | 0 0            | 0  | 11 | 4  | 1  | 2 1             | 0   | FT%                      | 2-2   | 100%  | FT%  | 0-0  | 0.0%  |
| 23 Jessica Timmons        | G 24:04 | 7-8       | 3-4       | 0-0       | 1 1 2                 | 0 2            | 17 | 1  | 2  | 1  | 0 0             | 21  | 4 <sup>th</sup> FG%      | 6-16  | 37.5% | 3PT% | 0-0  | 0.0%  |
| 25 Joy Egbuna             | 05:20   | 0-0       | 0-0       | 2-2       | 0 0 0                 | 0 0            | 1  | 1  | 2  | 0  | 1 0             | 0   | GM FG%                   | 27-58 | 46.6% | 3PT% | 7-18 | 38.9% |
| 1 Ace Austin              | 17:49   | 1-3       | 0-2       | 0-0       | 0 1 1                 | 1 2            | 2  | 2  | 2  | 0  | 0 0             | 11  | FT%                      | 11-16 | 68.8% | FT%  | 0-0  | 0.0%  |
| 32 Alancia Ramsey         | 02:10   | 0-0       | 0-0       | 0-0       | 0 0 0                 | 0 0            | 0  | 0  | 0  | 1  | 0 0             | -1  | Dead Ball Rebounds: 0, 0 |       |       |      |      |       |
| 7 Waiaia Jennings         | 19:22   | 4-7       | 0-2       | 1-1       | 0 2 2                 | 2 2            | 9  | 0  | 2  | 4  | 0 1             | 16  | Major Fouls: NONE        |       |       |      |      |       |
| 17 Lourdes Da Silva Costa | 14:08   | 3-7       | 0-0       | 0-0       | 2 1 3                 | 1 0            | 6  | 1  | 2  | 1  | 0 0             | 6   | Totals                   |       |       |      |      |       |
| 4 Eris Lester             | 09:12   | 2-3       | 0-0       | 0-0       | 0 2 2                 | 1 0            | 4  | 1  | 2  | 1  | 0 0             | 14  |                          |       |       |      |      |       |
| 24 Leah Brooks            | 06:32   | 1-2       | 0-1       | 0-0       | 1 2 3                 | 0 0            | 2  | 0  | 0  | 0  | 0 0             | -2  |                          |       |       |      |      |       |
| 5 Reychel Douglas         | 04:24   | 0-1       | 0-0       | 0-0       | 1 1 1                 | 0 0            | 0  | 0  | 0  | 0  | 0 0             | 0   |                          |       |       |      |      |       |
| 11 Tianna Chambers        | 04:20   | 0-0       | 0-0       | 0-0       | 0 1 1                 | 1 0            | 0  | 0  | 0  | 0  | 0 0             | 0   |                          |       |       |      |      |       |
| Team                      |         |           |           |           | 4 4 8                 | 0              | 0  | 0  | 1  | 0  | 0               |     |                          |       |       |      |      |       |
| Totals                    |         | 32-58     | 7-24      | 4-5       | 10 27 37              | 11 14          | 75 | 14 | 18 | 13 | 5 2             | 37  |                          |       |       |      |      |       |

| Alabama - 75              |         |           |           |           |                       |                |    |    |    |    |                 |     |                          |       |       |      |      |       |
|---------------------------|---------|-----------|-----------|-----------|-----------------------|----------------|----|----|----|----|-----------------|-----|--------------------------|-------|-------|------|------|-------|
| Record: 10-0              |         |           |           |           |                       |                |    |    |    |    |                 |     |                          |       |       |      |      |       |
| NO. Name                  | Min     | FG<br>M-A | 3P<br>M-A | FT<br>M-A | Rebounds<br>OR DR TOT | Fouls<br>PF FD | TP | AS | TO | ST | Blocks<br>BS BA | +/- | Shooting By Period       |       |       |      |      |       |
| 31 Naomi Jones            | F 21:03 | 5-6       | 0-0       | 1-2       | 1 6 7                 | 2 5            | 11 | 1  | 2  | 2  | 0 1             | 35  | 1 <sup>st</sup> FG%      | 6-18  | 33.3% | 3PT% | 1-7  | 14.3% |
| 15 Ta'Mia Scott           | G 19:44 | 5-8       | 1-4       | 0-0       | 1 3 4                 | 1 1            | 11 | 0  | 0  | 0  | 1 0             | 22  | FT%                      | 2-3   | 66.7% | FT%  | 0-1  | 0.0%  |
| 20 Diana Collins          | G 22:37 | 0-4       | 0-3       | 0-0       | 0 0 0                 | 0 1            | 1  | 0  | 4  | 0  | 3 1             | 29  | 2 <sup>nd</sup> FG%      | 5-11  | 45.5% | 3PT% | 0-0  | 0.0%  |
| 22 Karly Weathers         | G 29:11 | 4-9       | 3-8       | 0-0       | 0 3 3                 | 0 0            | 0  | 11 | 4  | 1  | 2 1             | 0   | FT%                      | 2-2   | 100%  | FT%  | 0-0  | 0.0%  |
| 23 Jessica Timmons        | G 24:04 | 7-8       | 3-4       | 0-0       | 1 1 2                 | 0 2            | 17 | 1  | 2  | 1  | 0 0             | 21  | 4 <sup>th</sup> FG%      | 6-16  | 37.5% | 3PT% | 0-0  | 0.0%  |
| 25 Joy Egbuna             | 05:20   | 0-0       | 0-0       | 2-2       | 0 0 0                 | 0 0            | 1  | 1  | 2  | 0  | 1 0             | 0   | GM FG%                   | 27-58 | 46.6% | 3PT% | 7-18 | 38.9% |
| 1 Ace Austin              | 17:49   | 1-3       | 0-2       | 0-0       | 0 1 1                 | 1 2            | 2  | 2  | 2  | 0  | 0 0             | 11  | FT%                      | 11-16 | 68.8% | FT%  | 0-0  | 0.0%  |
| 32 Alancia Ramsey         | 02:10   | 0-0       | 0-0       | 0-0       | 0 0 0                 | 0 0            | 0  | 0  | 0  | 1  | 0 0             | -1  | Dead Ball Rebounds: 0, 0 |       |       |      |      |       |
| 7 Waiaia Jennings         | 19:22   | 4-7       | 0-2       | 1-1       | 0 2 2                 | 2 2            | 9  | 0  | 2  | 4  | 0 1             | 16  | Major Fouls: NONE        |       |       |      |      |       |
| 17 Lourdes Da Silva Costa | 14:08   | 3-7       | 0-0       | 0-0       | 2 1 3                 | 1 0            | 6  | 1  | 2  | 1  | 0 0             | 6   | Totals                   |       |       |      |      |       |
| 4 Eris Lester             | 09:12   | 2-3       | 0-0       | 0-0       | 0 2 2                 | 1 0            | 4  | 1  | 2  | 1  | 0 0             | 14  |                          |       |       |      |      |       |
| 24 Leah Brooks            | 06:32   | 1-2       | 0-1       | 0-0       | 1 2 3                 | 0 0            | 2  | 0  | 0  | 0  | 0 0             | -2  |                          |       |       |      |      |       |
| 5 Reychel Douglas         | 04:24   | 0-1       | 0-0       | 0-0       | 1 1 1                 | 0 0            | 0  | 0  | 0  | 0  | 0 0             | 0   |                          |       |       |      |      |       |
| 11 Tianna Chambers        | 04:20   | 0-0       | 0-0       | 0-0       | 0 1 1                 | 1 0            | 0  | 0  | 0  | 0  | 0 0             | 0   |                          |       |       |      |      |       |
| Team                      |         |           |           |           | 4 4 8                 | 0              | 0  | 0  | 1  | 0  | 0               |     |                          |       |       |      |      |       |
| Totals                    |         | 32-58     | 7-24      | 4-5       | 10 27 37              | 11 14          | 75 | 14 | 18 | 13 | 5 2             | 37  |                          |       |       |      |      |       |

|                | ULM                       |  | ALA                       |  | Points from   |   | ULM | ALA | Period by Period Scoring |  |     |  |  |  |  |     |  |  |  |  |     |  |  |  |  |     |  |  |  |  |     |  |  |  |  |    |  |  |  |  |
|----------------|---------------------------|--|---------------------------|--|---------------|---|-----|-----|--------------------------|--|-----|--|--|--|--|-----|--|--|--|--|-----|--|--|--|--|-----|--|--|--|--|-----|--|--|--|--|----|--|--|--|--|
| Biggest lead   | 0 (1 <sup>st</sup> 10:00) |  | 38 (4 <sup>th</sup> 8:04) |  | Turnovers     | 9 | 30  |     |                          |  |     |  |  |  |  |     |  |  |  |  |     |  |  |  |  |     |  |  |  |  |     |  |  |  |  |    |  |  |  |  |
|                | Best Scoring Run          |  | 4 (1 <sup>st</sup> 5:03)  |  | Paint         |   | 28  | 48  |                          |  |     |  |  |  |  |     |  |  |  |  |     |  |  |  |  |     |  |  |  |  |     |  |  |  |  |    |  |  |  |  |
| Lead Changes   | 0                         |  |                           |  | Second Chance |   | 5   | 11  |                          |  |     |  |  |  |  |     |  |  |  |  |     |  |  |  |  |     |  |  |  |  |     |  |  |  |  |    |  |  |  |  |
| Times Tied     | 0                         |  |                           |  | Fast Breaks   |   | 3   | 12  |                          |  |     |  |  |  |  |     |  |  |  |  |     |  |  |  |  |     |  |  |  |  |     |  |  |  |  |    |  |  |  |  |
| Time with Lead | 00:00                     |  | 39:54                     |  | Bench         |   | 14  | 25  |                          |  |     |  |  |  |  |     |  |  |  |  |     |  |  |  |  |     |  |  |  |  |     |  |  |  |  |    |  |  |  |  |
|                |                           |  |                           |  |               |   |     |     |                          |  | 1st |  |  |  |  | 2nd |  |  |  |  | 3rd |  |  |  |  | 4th |  |  |  |  | TOT |  |  |  |  |    |  |  |  |  |
|                |                           |  |                           |  |               |   |     |     |                          |  | ULM |  |  |  |  | 10  |  |  |  |  | 9   |  |  |  |  | 9   |  |  |  |  | 10  |  |  |  |  | 38 |  |  |  |  |
|                |                           |  |                           |  |               |   |     |     |                          |  | ALA |  |  |  |  | 20  |  |  |  |  | 23  |  |  |  |  | 16  |  |  |  |  | 16  |  |  |  |  | 75 |  |  |  |  |

## 2025-26 BOX SCORES

## GAME 13: ALABAMA VS. TULANE



Official Basketball Box Score - Final  
**Tulane at Alabama**  
 12/17/25 Coleman Coliseum, Tuscaloosa  
 2025-26 Women's Basketball

Game Time: 4:00 PM  
 Game Duration: 1:46  
 Attendance: 2,169

Officials: Fabou Stephens, Frank Sleratore, Bill Larence

Tulane - 52 Record: 4-6

| NO. Name           | Min     | FG<br>M-A | 3P<br>M-A | FT<br>M-A | Rebounds<br>OR DR TOT | Fouls<br>PF FD | TP | AS | TO | ST  | Blocks<br>BS BA | +/- |
|--------------------|---------|-----------|-----------|-----------|-----------------------|----------------|----|----|----|-----|-----------------|-----|
| 22 Dylann Hanna    | F 31:08 | 4-8       | 0-0       | 0-0       | 5 4 9                 | 1 0            | 4  | 1  | 0  | 0   | 4 2             | -28 |
| 23 Amira Mabry     | F 32:06 | 4-7       | 2-5       | 0-0       | 3 3 6                 | 2 1            | 10 | 2  | 2  | 0   | 0 0             | -18 |
| 3 CC Mays          | G 32:46 | 5-15      | 2-7       | 0-2       | 0 3 3                 | 1 1            | 12 | 3  | 4  | 0   | 0 0             | -23 |
| 9 Kendall Sneed    | G 27:13 | 2-9       | 1-2       | 2-2       | 0 4 4                 | 2 2            | 7  | 4  | 4  | 0   | 0 0             | -22 |
| 21 Kanija Daniel   | G 11:45 | 0-2       | 0-0       | 0-0       | 1 1 1                 | 1 0            | 0  | 0  | 0  | 0   | 1 1             | -17 |
| 8 Mecalin Marshall | 26:39   | 4-9       | 2-6       | 0-0       | 1 2 3                 | 4 0            | 10 | 0  | 0  | 2 2 | 0 0             | -18 |
| 24 Shiloh Kimpson  | 12:47   | 0-6       | 0-1       | 2-4       | 0 0 0                 | 0 2            | 2  | 3  | 2  | 1 0 | 0 0             | -7  |
| 11 Jaydia Brown    | 19:52   | 3-9       | 0-3       | 1-2       | 1 1 2                 | 3 1            | 7  | 1  | 1  | 0 0 | 0 0             | -10 |
| 0 Jordyn Weaver    | 02:52   | 0-0       | 0-0       | 0-0       | 0 0 0                 | 0 0            | 0  | 0  | 0  | 0 0 | 0 0             | -2  |
| 32 Madison Gordon  | 02:52   | 0-0       | 0-0       | 0-0       | 0 2 2                 | 1 0            | 0  | 0  | 0  | 0 0 | 0 0             | 0   |
| Team               |         |           |           |           | 5 2 7                 | 0              | 0  | 0  | 1  |     |                 |     |
| Totals             |         | 20-61     | 7-24      | 5-10      | 15 22 37              | 15 7           | 52 | 14 | 16 | 3   | 5 5             | -29 |

Major Fouls: NONE

| Shooting By Period  |       |       |
|---------------------|-------|-------|
| 1 <sup>st</sup> FG% | 6-16  | 37.5% |
| 3PT%                | 3-6   | 50.0% |
| FT%                 | 0-0   | 0%    |
| 2 <sup>nd</sup> FG% | 3-12  | 25.0% |
| 3PT%                | 0-3   | 0.0%  |
| FT%                 | 2-4   | 50%   |
| 3 <sup>rd</sup> FG% | 7-19  | 36.8% |
| 3PT%                | 2-8   | 25.0% |
| FT%                 | 1-4   | 25%   |
| 4 <sup>th</sup> FG% | 4-14  | 28.6% |
| 3PT%                | 2-7   | 28.6% |
| FT%                 | 2-2   | 100%  |
| GM FG%              | 20-61 | 32.8% |
| 3PT%                | 7-24  | 29.2% |
| FT%                 | 5-10  | 50.0% |

Dead Ball Rebounds: 3, 0

Alabama - 81 Record: 13-0

| NO. Name                  | Min     | FG<br>M-A | 3P<br>M-A | FT<br>M-A | Rebounds<br>OR DR TOT | Fouls<br>PF FD | TP | AS | TO | ST | Blocks<br>BS BA | +/- |
|---------------------------|---------|-----------|-----------|-----------|-----------------------|----------------|----|----|----|----|-----------------|-----|
| 31 Naomi Jones            | F 27:05 | 4-8       | 0-0       | 3-4       | 4 6 10                | 1 5            | 11 | 1  | 2  | 1  | 3 2             | 7   |
| 15 Ta'Mia Scott           | G 24:26 | 2-7       | 1-4       | 2-2       | 0 2 2                 | 1 1            | 7  | 4  | 1  | 1  | 1 0             | 19  |
| 20 Diana Collins          | G 30:47 | 6-10      | 4-7       | 1-2       | 3 2 5                 | 1 1            | 17 | 7  | 0  | 0  | 0 0             | 33  |
| 22 Karly Weathers         | G 30:27 | 3-10      | 2-8       | 2-2       | 2 3 5                 | 0 1            | 10 | 1  | 1  | 2  | 0 0             | 24  |
| 23 Jessica Timmons        | G 30:34 | 6-11      | 4-8       | 2-2       | 0 4 4                 | 1 4            | 18 | 5  | 2  | 3  | 0 0             | 32  |
| 17 Lourdes Da Silva Costa | 11:33   | 1-3       | 0-0       | 2-2       | 4 2 6                 | 0 1            | 4  | 0  | 1  | 1  | 0 0             | 21  |
| 1 Ace Austin              | 23:00   | 3-7       | 2-4       | 0-0       | 1 3 4                 | 3 0            | 8  | 1  | 1  | 0  | 0 0             | 12  |
| 24 Leah Brooks            | 12:55   | 2-3       | 0-0       | 0-0       | 0 1 1                 | 0 0            | 4  | 1  | 2  | 0  | 1 1             | -1  |
| 25 Joy Egbuna             | 01:22   | 0-1       | 0-0       | 0-0       | 0 0 0                 | 0 0            | 0  | 0  | 0  | 0  | 0 0             | 1   |
| 7 Waiaata Jennings        | 03:07   | 0-0       | 0-0       | 0-0       | 0 0 0                 | 0 0            | 0  | 0  | 0  | 0  | 0 0             | -5  |
| 5 Reyche Douglas          | 02:52   | 0-2       | 0-2       | 2-2       | 1 1 2                 | 0 1            | 2  | 0  | 2  | 0  | 0 0             | 0   |
| 11 Tianna Chambers        | 01:53   | 0-0       | 0-0       | 0-2       | 0 1 1                 | 0 1            | 0  | 0  | 0  | 0  | 0 0             | 2   |
| Team                      |         |           |           |           | 0 3 3                 | 0              | 0  | 0  | 1  |    |                 |     |
| Totals                    |         | 27-62     | 13-33     | 14-18     | 15 28 43              | 7 15           | 81 | 20 | 13 | 8  | 5 5             | 29  |

Major Fouls: NONE

| Shooting By Period  |       |       |
|---------------------|-------|-------|
| 1 <sup>st</sup> FG% | 7-15  | 46.7% |
| 3PT%                | 3-9   | 33.3% |
| FT%                 | 5-6   | 83.3% |
| 2 <sup>nd</sup> FG% | 7-16  | 43.8% |
| 3PT%                | 3-8   | 37.5% |
| FT%                 | 0-0   | 0%    |
| 3 <sup>rd</sup> FG% | 8-15  | 53.3% |
| 3PT%                | 4-8   | 50.0% |
| FT%                 | 1-2   | 50%   |
| 4 <sup>th</sup> FG% | 5-16  | 31.3% |
| 3PT%                | 3-8   | 37.5% |
| FT%                 | 8-10  | 80%   |
| GM FG%              | 27-62 | 43.5% |
| 3PT%                | 13-33 | 39.4% |
| FT%                 | 14-18 | 77.8% |

Dead Ball Rebounds: 2, 0

|                  | TUL                      | UA                        |
|------------------|--------------------------|---------------------------|
| Biggest lead     | 3 (1 <sup>st</sup> 9:27) | 32 (4 <sup>th</sup> 5:00) |
| Best Scoring Run | 5 (3 <sup>rd</sup> 2:46) | 13 (3 <sup>rd</sup> 8:17) |
| Lead Changes     | 1                        | 2                         |
| Times Tied       | 2                        | 0                         |
| Time with Lead   | 00:30                    | 37:11                     |

| Points from   | TUL | UA |
|---------------|-----|----|
| Turnovers     | 13  | 25 |
| Paint         | 18  | 22 |
| Second Chance | 16  | 19 |
| Fast Breaks   | 7   | 7  |
| Bench         | 19  | 18 |

| Period by Period Scoring | 1st | 2nd | 3rd | 4th | TOT |
|--------------------------|-----|-----|-----|-----|-----|
| TUL                      | 15  | 8   | 17  | 12  | 52  |
| UA                       | 22  | 17  | 21  | 21  | 81  |

## GAME 14: ALABAMA VS. TROY



Official Basketball Box Score - Final  
**Troy at Alabama**  
 12/17/25 Coleman Coliseum, Tuscaloosa  
 2025-26 Women's Basketball

Game Time: 2:00 PM  
 Game Duration: 1:51  
 Attendance: 2,421

Officials: Katie Lukanich, Maj Forsberg, Deanna Jackson

Troy - 59 Record: 10-2

| NO. Name           | Min     | FG<br>M-A | 3P<br>M-A | FT<br>M-A | Rebounds<br>OR DR TOT | Fouls<br>PF FD | TP | AS | TO | ST | Blocks<br>BS BA | +/- |
|--------------------|---------|-----------|-----------|-----------|-----------------------|----------------|----|----|----|----|-----------------|-----|
| 5 Zay Dyer         | F 33:51 | 2-11      | 0-3       | 1-4       | 8 4 12                | 1 2            | 5  | 0  | 1  | 1  | 0 0             | -9  |
| 12 Fortuna Ngnawo  | F 29:04 | 6-15      | 2-5       | 1-2       | 1 10 11               | 4 2            | 15 | 1  | 3  | 0  | 1 0             | -6  |
| 1 Saniya Jackson   | G 15:37 | 2-8       | 0-2       | 0-0       | 1 1 2                 | 2 0            | 4  | 2  | 2  | 0  | 0 0             | 3   |
| 3 Emami Jenkins    | G 20:59 | 1-6       | 1-3       | 0-0       | 1 1 2                 | 1 2            | 3  | 0  | 1  | 0  | 0 0             | -19 |
| 22 Rachel Leggett  | G 28:34 | 3-5       | 0-1       | 0-2       | 2 2 4                 | 1 1            | 6  | 3  | 1  | 2  | 0 0             | -7  |
| 2 Ashley Baez      | 23:17   | 2-6       | 0-3       | 4-6       | 0 4 4                 | 3 5            | 8  | 1  | 1  | 2  | 0 0             | -11 |
| 6 Shakirah Edwards | 18:56   | 3-6       | 1-2       | 0-0       | 1 3 4                 | 2 2            | 7  | 2  | 1  | 1  | 0 0             | -17 |
| 35 Lellani Gulon   | 21:25   | 4-11      | 1-4       | 0-1       | 1 1 2                 | 1 1            | 9  | 1  | 1  | 2  | 0 0             | -12 |
| 0 Detavia Salter   | 08:18   | 1-2       | 0-1       | 0-0       | 1 0 1                 | 0 0            | 2  | 0  | 2  | 0  | 0 0             | -12 |
| Team               |         |           |           |           | 1 1 2                 | 0              | 0  | 0  | 0  |    |                 |     |
| Totals             |         | 24-70     | 5-24      | 6-15      | 17 27 44              | 15 15          | 59 | 10 | 13 | 8  | 1 2             | -18 |

Major Fouls: NONE

| Shooting By Period  |       |       |
|---------------------|-------|-------|
| 1 <sup>st</sup> FG% | 7-16  | 43.8% |
| 3PT%                | 3-9   | 33.3% |
| FT%                 | 3-4   | 75%   |
| 2 <sup>nd</sup> FG% | 7-20  | 35.0% |
| 3PT%                | 0-3   | 0.0%  |
| FT%                 | 0-1   | 0%    |
| 3 <sup>rd</sup> FG% | 5-19  | 26.3% |
| 3PT%                | 2-8   | 25.0% |
| FT%                 | 1-4   | 25%   |
| 4 <sup>th</sup> FG% | 5-15  | 33.3% |
| 3PT%                | 0-4   | 0.0%  |
| FT%                 | 2-6   | 33.3% |
| GM FG%              | 24-70 | 34.3% |
| 3PT%                | 5-24  | 20.8% |
| FT%                 | 6-15  | 40.0% |

Dead Ball Rebounds: 5, 0

Alabama - 77 Record: 14-0

| NO. Name                  | Min     | FG<br>M-A | 3P<br>M-A | FT<br>M-A | Rebounds<br>OR DR TOT | Fouls<br>PF FD | TP | AS | TO | ST | Blocks<br>BS BA | +/- |
|---------------------------|---------|-----------|-----------|-----------|-----------------------|----------------|----|----|----|----|-----------------|-----|
| 31 Naomi Jones            | F 16:15 | 2-5       | 0-0       | 0-0       | 3 0 3                 | 3 0            | 4  | 1  | 1  | 1  | 0 0             | -1  |
| 15 Ta'Mia Scott           | G 28:55 | 4-9       | 1-5       | 0-1       | 0 1 1                 | 2 2            | 9  | 0  | 3  | 0  | 1 0             | 10  |
| 20 Diana Collins          | G 35:07 | 3-11      | 1-4       | 3-4       | 0 8 8                 | 2 2            | 10 | 4  | 0  | 2  | 0 0             | 18  |
| 22 Karly Weathers         | G 38:24 | 6-13      | 3-7       | 0-2       | 2 7 9                 | 0 1            | 15 | 3  | 2  | 1  | 1 0             | 16  |
| 23 Jessica Timmons        | G 37:47 | 8-15      | 2-5       | 5-6       | 2 10 12               | 2 8            | 23 | 4  | 1  | 0  | 0 0             | 16  |
| 21 Essence Cody           | 22:16   | 7-9       | 1-2       | 1-2       | 2 3 5                 | 3 2            | 16 | 0  | 4  | 2  | 0 0             | 22  |
| 1 Ace Austin              | 15:19   | 0-2       | 0-1       | 0-0       | 0 0 0                 | 0 0            | 3  | 0  | 3  | 0  | 0 0             | 8   |
| 17 Lourdes Da Silva Costa | 03:05   | 0-2       | 0-1       | 0-0       | 0 0 0                 | 0 0            | 0  | 0  | 0  | 0  | 0 0             | -1  |
| 7 Waiaata Jennings        | 00:44   | 0-0       | 0-0       | 0-0       | 0 0 0                 | 0 0            | 0  | 0  | 0  | 0  | 0 0             | 2   |
| 24 Leah Brooks            | 02:08   | 0-0       | 0-0       | 0-0       | 0 0 0                 | 0 0            | 0  | 0  | 0  | 0  | 0 0             | 0   |
| Team                      |         |           |           |           | 2 4 6                 | 0              | 0  | 1  |    |    |                 |     |
| Totals                    |         | 30-66     | 8-25      | 9-15      | 11 33 44              | 15 15          | 77 | 15 | 12 | 6  | 2 1             | 18  |

Major Fouls: NONE

| Shooting By Period  |       |       |
|---------------------|-------|-------|
| 1 <sup>st</sup> FG% | 10-22 | 45.5% |
| 3PT%                | 1-8   | 12.5% |
| FT%                 | 2-4   | 50%   |
| 2 <sup>nd</sup> FG% | 4-15  | 26.7% |
| 3PT%                | 1-5   | 20.0% |
| FT%                 | 0-0   | 0%    |
| 3 <sup>rd</sup> FG% | 8-15  | 53.3% |
| 3PT%                | 3-6   | 50.0% |
| FT%                 | 2-4   | 50%   |
| 4 <sup>th</sup> FG% | 8-14  | 57.1% |
| 3PT%                | 3-6   | 50.0% |
| FT%                 | 5-7   | 71.4% |
| GM FG%              | 30-66 | 45.5% |
| 3PT%                | 8-25  | 32.0% |
| FT%                 | 9-15  | 60.0% |

Dead Ball Rebounds: 4, 0

|                  | Tro                      | Ala                       |
|------------------|--------------------------|---------------------------|
| Biggest lead     | 4 (1 <sup>st</sup> 5:55) | 21 (4 <sup>th</sup> 1:42) |
| Best Scoring Run | 8 (2 <sup>nd</sup> 0:43) | 9 (4 <sup>th</sup> 1:42)  |
| Lead Changes     | 11                       | 0                         |
| Times Tied       | 3                        | 0                         |
| Time with Lead   | 08:23                    | 29:17                     |

| Points from   | Tro | Ala |
|---------------|-----|-----|
| Turnovers     | 8   | 12  |
| Paint         | 34  | 38  |
| Second Chance | 21  | 14  |
| Fast Breaks   | 10  | 3   |
| Bench         | 26  | 16  |

| Period by Period Scoring | 1st | 2nd | 3rd | 4th | TOT |
|--------------------------|-----|-----|-----|-----|-----|
| Tro                      | 20  | 14  | 13  | 12  | 59  |
| Ala                      | 23  | 9   | 21  | 24  | 77  |

## GAME 15: ALABAMA AT SOUTH CAROLINA



Official Basketball Box Score - Final  
**Alabama at South Carolina**  
 01/01/26 Colonial Life Arena, Columbia  
 2025-26 Women's Basketball

Game Time: 2:00 PM  
 Game Duration: 1:43  
 Attendance: 14,367

Officials: Pualani Spurlock, Felicia Grinter, Kevin Fahy

Alabama - 57 Record: 14-1 (0-1)

| NO. Name                  | Min     | FG<br>M-A | 3P<br>M-A | FT<br>M-A | Rebounds<br>OR DR TOT | Fouls<br>PF FD | TP | AS | TO | ST | Blocks<br>BS BA | +/- |
|---------------------------|---------|-----------|-----------|-----------|-----------------------|----------------|----|----|----|----|-----------------|-----|
| 21 Essence Cody           | F 26:38 | 3-7       | 0-1       | 0-0       | 1 1 2                 | 2 3            | 6  | 3  | 1  | 0  | 3 1             | -27 |
| 15 Ta'Mia Scott           | G 24:14 | 2-9       | 1-5       | 0-0       | 0 2 2                 | 1 0            | 5  | 1  | 1  | 2  | 1 0             | -12 |
| 20 Diana Collins          | G 23:07 | 7-13      | 3-4       | 0-0       | 1 0 1                 | 2 0            | 17 | 1  | 5  | 0  | 1 2             | -21 |
| 22 Karly Weathers         | G 31:42 | 3-7       | 2-6       | 1-2       | 1 3 4                 | 0 1            | 9  | 2  | 1  | 1  | 0 0             | -15 |
| 23 Jessica Timmons        | G 31:15 | 4-10      | 2-8       | 2-2       | 0 3 3                 | 1 6            | 12 | 1  | 0  | 0  | 0 0             | -29 |
| 31 Naomi Jones            | 19:00   | 0-2       | 0-0       | 0-0       | 1 4 5                 | 3 1            | 0  | 2  | 0  | 0  | 4 0             | 0   |
| 1 Ace Austin              | 25:38   | 2-6       | 1-4       | 1-2       | 0 3 3                 | 3 1            | 6  | 3  | 1  | 0  | 1 0             | -12 |
| 32 Alancia Ramsey         | 07:35   | 1-2       | 0-0       | 0-0       | 1 1 2                 | 1 0            | 2  | 0  | 4  | 0  | 0 0             | -14 |
| 7 Waiaata Jennings        | 01:36   | 0-0       | 0-0       | 0-0       | 0 0 0                 | 0 0            | 0  | 0  | 0  | 0  | 0 0             | 3   |
| 17 Lourdes Da Silva Costa | 07:17   | 0-4       | 0-1       | 0-0       | 0 3 3                 | 0 0            | 0  | 0  | 1  | 0  | 0 0             | 0   |
| 24 Leah Brooks            | 01:58   | 0-0       | 0-0       | 0-0       | 0 0 0                 | 0 0            | 0  | 0  | 0  | 0  | 0 0             | -3  |
| Team                      |         |           |           |           | 2 2 4                 | 0              | 0  | 2  |    |    |                 |     |
| Totals                    |         | 22-60     | 9-29      | 4-6       | 7 22 29               | 14 12          | 57 | 13 | 16 | 3  | 10 4            | -26 |

Major Fouls: NONE

| Shooting By Period |      |       |       |
|--------------------|------|-------|-------|
| 1 <sup>st</sup>    | FG%  | 6-17  | 35.3% |
|                    | 3PT% | 3-11  | 27.3% |
|                    | FT%  | 0-0   | 0%    |
| 2 <sup>nd</sup>    | FG%  | 8-14  | 57.1% |
|                    | 3PT% | 3-7   | 42.9% |
|                    | FT%  | 0-0   | 0%    |
| 3 <sup>rd</sup>    | FG%  | 4-16  | 25.0% |
|                    | 3PT% | 1-6   | 16.7% |
|                    | FT%  | 1-2   | 50%   |
| 4 <sup>th</sup>    | FG%  | 4-13  | 30.8% |
|                    | 3PT% | 2-5   | 40.0% |
|                    | FT%  | 3-4   | 75%   |
| GM                 | FG%  | 22-60 | 36.7% |
|                    | 3PT% | 9-29  | 31.0% |
|                    | FT%  | 4-6   | 66.7% |



## 2025-26 RADIO &amp; TELEVISION CHART



**ACE AUSTIN**  
GUARD Fr. • 5-7  
Spring Garden, Ala.  
Spring Garden HS



**ERIS LESTER**  
GUARD So. • 5-11  
Jacksonville, Fla.  
Montverde Academy



**REYCHEL DOUGLAS**  
GUARD R-So. • 6-0  
Raleigh, N.C.  
Mildbrook Magnet HS



**WAIATA JENNINGS**  
GUARD Sr. • 5-9  
Rotorua, New Zealand  
Baylor



**TIANNA CHAMBERS**  
GUARD Fr. • 6-1  
Aurora, Colo.  
Cherry Creek HS



**TA'MIA SCOTT**  
GUARD Sr. • 6-0  
Clarksville, Tenn.  
Middle Tennessee



**LOURDES DA SILVA COSTA**  
FORWARD Fr. • 6-3  
Stockholm, Sweden  
Montverde Academy



**DIANA COLLINS**  
GUARD Jr. • 5-9  
Lilburn, Ga.  
Ohio State




**ESSENCE CODY**  
FORWARD Jr. • 6-4  
Valdosta, Ga.  
Valdosta HS



**KARLY WEATHERS**  
GUARD Sr. • 5-11  
Loretto, Tenn.  
Loretto HS




**JESSICA TIMMONS**  
GUARD R-Sr. • 5-8  
Charlotte, N.C.  
NC State



**LEAH BROOKS**  
GUARD So. • 6-3  
Hazel Green, Ala.  
Hazel Green HS



**JOY EGBUNA**  
FORWARD Fr. • 6-3  
Arlington, Texas  
Faith Family Academy



**NAOMI JONES**  
FORWARD R-So. • 6-4  
Jackson, Ala.  
Jackson HS



**ALANCIA RAMSEY**  
FORWARD Jr. • 6-0  
Delray Beach, Fla.  
Coastal Carolina



**KRISTY CURRY**  
HEAD COACH  
13th Season



**BROOKS DONALD WILLIAMS**  
ASSISTANT COACH/RECRUITING COORD.  
1st Season (Second Tenure); 4th Overall




**KELLY CURRY**  
ASSISTANT COACH  
13th Season




**TENNILLE ADAMS**  
ASSISTANT COACH  
3rd Season



**SYDNEY-ANNE COTTRELL**  
ASSISTANT COACH (3RD SEASON)  
3rd Season



**CHELSEA DUNGEE-ARTBERRY**  
ASSISTANT COACH  
1st Season



**BRIAN JOHNSON**  
DIRECTOR, OPERATIONS/NIL PARTNERSHIPS  
1st Season (Second Tenure); 8th Overall



**ALISHA GRISBY**  
ATHLETIC TRAINER  
4th Season



**KEVIN MARKLE**  
STRENGTH & CONDITIONING COACH  
2nd Season