

KENTUCKY

MEN'S BASKETBALL

2025-26

8 NATIONAL CHAMPIONSHIPS | 49 SEC TITLES | 31 SEC TOURNAMENT CHAMPIONSHIPS | 57 ALL-AMERICANS | 145 NBA DRAFT PICKS

REGULAR-SEASON SCHEDULE

NOVEMBER

| | | | | | |
|----|-------|-------|---------------------------------|-------|-----------|
| 4 | 9/9 | -/- | NICHOLLS ¹ | SECN+ | W, 77-51 |
| 7 | 9/9 | -/- | VALPARAISO ¹ | SECN+ | W, 107-59 |
| 11 | 9/8 | 12/12 | at Louisville | ESPN | L, 96-88 |
| 14 | 9/8 | -/- | EASTERN ILLINOIS ¹ | SECN+ | W, 99-53 |
| 18 | 12/13 | 17/18 | vs. Michigan State ² | ESPN | L, 83-66 |
| 21 | 12/13 | -/- | LOYOLA (MD.) | SECN+ | W, 88-46 |
| 26 | 19/18 | -/- | TENNESSEE TECH | SECN | W, 104-54 |

DECEMBER

| | | | | | |
|----|-------|-------|-----------------------------|-------|-----------|
| 2 | 18/18 | 16/17 | NORTH CAROLINA ³ | ESPN | L, 67-64 |
| 5 | 18/18 | 11/11 | vs. Gonzaga ⁴ | ESPN2 | L, 94-59 |
| 9 | RV/RV | -/- | NC CENTRAL | SECN | W, 103-67 |
| 13 | RV/RV | RV/RV | INDIANA | ESPN | W, 72-60 |
| 20 | RV/RV | 22/20 | vs. St. John's ⁵ | CBS | W, 78-66 |
| 23 | RV/RV | -/- | BELLARMINE | SECN+ | W, 99-85 |

JANUARY

| | | | | | |
|----|-------|-------|--------------------|-------|-----------|
| 3 | RV/RV | 14/15 | at Alabama* | ESPN | L, 89-74 |
| 7 | RV/RV | -RV | MISSOURI* | ESPN2 | L, 73-68 |
| 10 | RV/RV | -/- | MISSISSIPPI STATE* | SECN | W, 92-68 |
| 14 | -/- | -/- | at LSU* | SECN | W, 75-74 |
| 17 | -/- | 24/RV | at Tennessee* | ESPN | W, 80-78 |
| 21 | RV/RV | -/- | TEXAS* | SECN | 7 p.m. |
| 24 | RV/RV | -/- | OLE MISS* | ESPN | Noon |
| 27 | -/- | -/- | at Vanderbilt* | ESPN | 9 p.m. |
| 31 | -/- | -/- | at Arkansas* | ESPN | 6:30 p.m. |

FEBRUARY

| | | | | | |
|----|-----|-----|--------------------|----------|-----------|
| 4 | -/- | -/- | OKLAHOMA* | ESPN2 | 9 p.m. |
| 7 | -/- | -/- | TENNESSEE* | ESPN | 8:30 p.m. |
| 14 | -/- | -/- | at Florida* | ABC | 3 p.m. |
| 17 | -/- | -/- | GEORGIA* | ESPN/2/U | 9 p.m. |
| 21 | -/- | -/- | at Auburn* | ESPN/2 | 8:30 p.m. |
| 24 | -/- | -/- | at South Carolina* | SECN | 7 p.m. |
| 28 | -/- | -/- | VANDERBILT* | ESPN/2 | 2 p.m. |

MARCH

| | | | | | |
|---|-----|-----|---------------|----------|--------|
| 3 | -/- | -/- | at Texas A&M* | ESPN/2/U | 7 p.m. |
| 7 | -/- | -/- | FLORIDA* | ESPN/2 | 4 p.m. |

All times Eastern | *SEC conference game | HOME GAMES IN CAPS

¹ BBN United Tipoff Classic (Rupp Arena | Lexington, Ky.)

² State Farm Champions Classic (Madison Square Garden | New York)

³ ACC/SEC Challenge (Rupp Arena | Lexington, Ky.)

⁴ Bridgestone Arena | Nashville, Tenn.

⁵ CBS Sports Classic (State Farm Arena | Atlanta)

BROADCAST INFO

TELEVISION

Play-by play: Matt Schumacker

Analyst: Richard Hendrix



UK RADIO

Play-by play: Tom Leach

Analyst: Jack Givens



SATELLITE RADIO

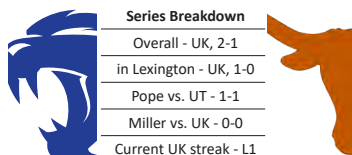
UK Radio on Sirius: - 374



Texas (11-7, 2-3) at RV/RV KENTUCKY (12-6, 3-2)

Wednesday, Jan. 21 • 7 p.m. ET • Rupp Arena at Central Bank Center (20,500) • Lexington, Ky.
#GoBigBlue • #WeAreUK • @KentuckyMBB

THE MATCHUP



Mark Pope

Overall Record: 223-126

Record at UK: 36-18

Overall Seasons: 11th

at Kentucky: Second

Sean Miller

Overall Record: 498-203

Record at UT: 11-7

Overall Seasons: 21st

at Texas: First

TALE OF THE TAPE

| UK | STATISTIC | UT |
|------|--------------------|------|
| 82.9 | Points Per Game | 86.3 |
| 38.1 | Rebounds PG | 41.2 |
| 17.3 | Assists PG | 13.2 |
| 4.4 | Blocks PG | 3.0 |
| 7.8 | Steals PG | 6.3 |
| 10.3 | Turnovers PG | 11.4 |
| .481 | FG Pct. | .485 |
| .349 | 3-Pt FG Pct. | .345 |
| .726 | FT Pct. | .730 |
| +1.7 | Assist-to-TO Ratio | +1.2 |

STAT LEADERS

| POINTS PER GAME | | |
|--------------------------------------|-------------------|------|
| UK | Otega Owheh | 15.6 |
| UT | Dailyn Swain | 15.7 |
| REBOUNDS PER GAME | | |
| UK | Malachi Moreno | 6.4 |
| UT | Matas Vokietaitis | 6.4 |
| ASSISTS PER GAME | | |
| UK | Denzel Aberdeen | 3.2 |
| UT | Dailyn Swain | 3.3 |
| STEALS PER GAME | | |
| UK | Otega Owheh | 2.1 |
| UT | Dailyn Swain | 1.7 |
| BLOCKS PER GAME | | |
| UK | Malachi Moreno | 1.4 |
| UT | Matas Vokietaitis | 0.8 |
| 3-POINTERS | | |
| UK | Collin Chandler | 32 |
| UT | Jordan Pope | 46 |
| FIELD-GOAL PERCENTAGE (min. 70 att.) | | |
| UK | Malachi Moreno | .629 |
| UT | Matas Vokietaitis | .651 |
| FREE-THROW PERCENTAGE (min. 40 att.) | | |
| UK | Denzel Aberdeen | .824 |
| UT | Simeon Wilcher | .950 |

NEED TO KNOW

Otega Owheh has scored in double-figures in all 18 games for Kentucky this season, and topped 20 points in six of his last eight outings. Owheh has now reached double-figures in 51 of his 54 games at Kentucky and 21-straight dating back to last season.

Kentucky erased a 17-point deficit at Tennessee. It marked the first time Kentucky had won three consecutive games trailing by at least 12 points since the Cats rallied from 12 back vs. Florida (Feb. 25, 2017), 19 back vs. Vanderbilt (Feb. 28, 2017) and 15 down at Texas A&M (March 4, 2017). According to ESPN, Kentucky is the first team to record consecutive road wins when trailing by 15 or more points since Florida Atlantic in 2017. UK was down 11 at the half, marking the largest comeback win at Tennessee in program history. Tennessee is 100-2 in their last 102 home games






when leading at the half, their two losses both coming to Kentucky the last two seasons.

Denzel Aberdeen was the catalyst in both comeback efforts for the Cats last week. Aberdeen averaged 17.5 points and 2.0 assists after the break. He committed just one turnover in 39:57 of clock (only missing 3 seconds in the two second halves). He shot 75.0% (12-16) from the field, 71.4 (5-7) from 3-point range and 85.7% (6-7) from the free-throw line.

Malachi Moreno hit the game-winning shot at LSU and then sealed the game at Tennessee with a game-clinching block.

Kentucky is shooting 38.7% from 3-point range against SEC foes. That mark leads the conference in league play.

PREVIOUS GAME'S STARTERS

| | 00 | 1 | 3 | 4 | 24 | | | | | | | | | | |
|--|---|---|--|---|---|-----------------------|----------|---------|---------|---------|---------|---------|----------|-----------|----------|
| |  |  |  |  |  | | | | | | | | | | |
| | 00 | Otega Owheh | Pos. G | Ht. 6-4 | Yr. Sr. | Hometown Newark, N.J. | PPG 15.6 | RPG 4.5 | APG 2.8 | SPG 2.1 | BPG 0.4 | 3PG 1.2 | FG% .468 | 3FG% .367 | FT% .740 |
| | 1 | Denzel Aberdeen | G | 6-5 | Sr. | Orlando, Fla. | 12.2 | 2.8 | 3.2 | 0.8 | 0.1 | 1.4 | .475 | .388 | .824 |
| | 3 | Kam Williams | G | 6-8 | So. | Lafayette, La. | 6.8 | 2.6 | 1.0 | 0.6 | 0.4 | 1.3 | .442 | .343 | .938 |
| | 4 | Andrija Jelavic | F | 6-11 | So. | Zagreb, Croatia | 5.8 | 3.9 | 0.4 | 0.3 | 0.4 | 0.7 | .479 | .286 | .600 |
| | 24 | Malachi Moreno | C | 7-0 | Fr. | Georgetown, Ky. | 8.9 | 6.4 | 1.7 | 0.8 | 1.4 | - | .629 | .000 | .661 |
| | OFF THE BENCH | | | | | | | | | | | | | | |
| | 2 | Jasper Johnson | G | 6-5 | Fr. | Lexington, Ky. | 6.8 | 1.5 | 2.4 | 0.1 | 0.1 | 1.1 | .430 | .388 | .895 |
| | 5 | Collin Chandler | G | 6-5 | So. | Farmington, Utah | 8.4 | 2.7 | 2.4 | 1.2 | 0.4 | 1.8 | .431 | .410 | .760 |
| | 9 | Trent Noah | F | 6-5 | So. | Harlan, Ky. | 4.2 | 2.2 | 0.8 | 0.5 | 0.1 | 0.9 | .472 | .400 | .889 |
| | 10 | Brandon Garrison | F | 6-10 | Jr. | Oklahoma City, Okla. | 4.6 | 3.5 | 1.2 | 0.4 | 0.5 | 0.1 | .574 | .222 | .625 |
| | 21 | Jayden Quaintance | F | 6-10.5 | So. | Cleveland, Ohio | 5.0 | 5.0 | 0.5 | 0.5 | 0.8 | - | .571 | - | .308 |
| | 22 | Braydon Hawthorne | F | 6-8 | Fr. | Beckley, W. Va. | - | - | - | - | - | - | - | - | - |
| | 23 | Mo Dioubate | F | 6-7 | Jr. | Queens, N.Y. | 9.7 | 5.8 | 0.8 | 1.1 | 0.8 | 0.2 | .552 | .118 | .667 |



TV/RADIO CHART



00 OTEGA OWEH

Senior Guard
6-4 | 220
Newark, N.J.
Oklahoma
(oh-TEG-uh OH-way)



1 DENZEL ABERDEEN

Senior Guard
6-5 | 195
Orlando, Fla.
Florida
(AB-err-dean)



2 JASPER JOHNSON

Freshman Guard
6-5 | 180
Lexington, Ky.
Overtime Elite



3 KAM WILLIAMS

Sophomore Guard
6-8 | 205
Lafayette, La.
Tulane



4 ANDRIJA JELAVIĆ

Sophomore Forward
6-11 | 225
Zagreb, Croatia
Mega Superbet
(ahn-dre-uh yell-uh-vich)



5 COLLIN CHANDLER

Sophomore Guard
6-5 | 205
Farmington, Utah
Farmington HS



9 TRENT NOAH

Sophomore Forward
6-5 | 220
Harlan, Ky.
Harlan County HS



10 BRANDON GARRISON

Junior Forward
6-10 | 245
Oklahoma City
Oklahoma State



11 WALKER HORN

Senior Guard
6-3 | 190
Austin, Texas
Westlake HS



15 JALAND LOWE

Junior Guard
6-1.5 | 170
Missouri City, Texas
Pitt
(JAY-lend)



20 ZACH TOW

Senior Forward
6-5 | 220
Madisonville, Ky.
North Hopkins HS
(rhymes with how)



21 JAYDEN QUAINANCE

Sophomore Forward
6-10.5 | 255
Cleveland
Arizona State
(KWAYNE-tance)



22 BRAYDON HAWTHORNE

Freshman Forward
6-8 | 190
Beckley, W. Va.
Huntington Prep



23 MOUHAMED DIOUBATE

Junior Forward
6-7 | 220
Queens, N.Y.
Alabama
(dee-ah-BOT-TAY)



24 MALACHI MORENO

Freshman Center
7-0 | 250
Georgetown, Ky.
Great Crossing HS
(MAL-uh-kye MAUREEN-OH)



33 REECE POTTER

Junior Forward
7-1 | 230
Lexington, Ky.
Miami (OH)



MARK POPE

Head Coach
Second Season



ALVIN BROOKS III

Associate Head Coach
Second Season



MARK FOX

Associate Coach
Second Season



CODY FUEGER

Assistant Coach
Second Season
(FEE-gurr)



JASON HART

Assistant Coach
Second Season



MIKHAIL MCLEAN

Assistant Coach
Second Season
(MICK-hail MUH-clean)



NICK ROBINSON

Director of Operations
Second Season

ROSTER

NUMERICAL

| No. | NAME | Pos. | Ht. | Wt. | Cl. | HOMETOWN (PREVIOUS SCHOOL) | INSTAGRAM X |
|-----|-------------------|------|--------|-----|-----|--------------------------------------|----------------------------------|
| 00 | Otega Owesh | G | 6-4 | 220 | Sr. | Newark, N.J. (Oklahoma) | otegaowesh otegaowesh |
| 1 | Denzel Aberdeen | G | 6-5 | 195 | Sr. | Orlando, Fla. (Florida) | 1wayzel denzelaberdeem |
| 2 | Jasper Johnson | G | 6-5 | 180 | Fr. | Lexington, Ky. (Overtime Elite) | bruhjasperj bruhjasperj |
| 3 | Kam Williams | G | 6-8 | 205 | So. | Lafayette, La. (Tulane) | kammie1k kamwilliams_3 |
| 4 | Andrija Jelavić | F | 6-11 | 225 | So. | Zagreb, Croatia (Mega Superbet) | jelaviccc |
| 5 | Collin Chandler | G | 6-5 | 205 | So. | Farmington, Utah (Farmington HS) | collinxchandler collinchand13r |
| 9 | Trent Noah | F | 6-5 | 220 | So. | Harlan, Ky. (Harlan County HS) | trentnoah2 trentnoah2_ |
| 10 | Brandon Garrison | F | 6-10 | 245 | Jr. | Oklahoma City (Oklahoma State) | brando2wavyyyy brandongarriso |
| 11 | Walker Horn | G | 6-3 | 190 | Sr. | Austin, Texas (Westlake HS) | walkerhorn_ walkerhorn_ |
| 15 | Jaland Lowe | G | 6-1.5 | 170 | Jr. | Missouri City, Texas (Pitt) | j15lowe jalandlowe |
| 20 | Zach Tow | F | 6-5 | 220 | Sr. | Madisonville, Ky. (North Hopkins HS) | z_tow20 z_tow12 |
| 21 | Jayden Quaintance | F | 6-10.5 | 255 | So. | Cleveland (Arizona State) | qjay_21 qjayhoops |
| 22 | Braydon Hawthorne | F | 6-8 | 190 | Fr. | Beckley, W. Va. (Huntington Prep) | braydonhawthorne braydonH20 |
| 23 | Mouhamed Dioubate | F | 6-7 | 220 | Jr. | Queens, N.Y. (Alabama) | onewayup_mo modioubate |
| 24 | Malachi Moreno | C | 7-0 | 250 | Fr. | Georgetown, Ky. (Great Grossing HS) | malachi.moreno malachimoreno24 |
| 33 | Reece Potter | F | 7-1 | 230 | Jr. | Lexington, Ky. (Miami (OH)) | reece_potter35 reecepotter18 |

ALPHABETICAL

| No. | NAME | Pos. | Ht. | Wt. | Cl. | HOMETOWN (PREVIOUS SCHOOL) | PRONUNCIATIONS |
|-----|-------------------|------|--------|-----|-----|--------------------------------------|-------------------------|
| 1 | Denzel Aberdeen | G | 6-5 | 195 | Sr. | Orlando, Fla. (Florida) | AB-err-dean |
| 5 | Collin Chandler | G | 6-5 | 205 | So. | Farmington, Utah (Farmington HS) | |
| 23 | Mouhamed Dioubate | F | 6-7 | 220 | Jr. | Queens, N.Y. (Alabama) | dee-ah-BOT-TAY |
| 10 | Brandon Garrison | F | 6-10 | 245 | Jr. | Oklahoma City (Oklahoma State) | |
| 22 | Braydon Hawthorne | F | 6-8 | 190 | Fr. | Beckley, W. Va. (Huntington Prep) | |
| 11 | Walker Horn | G | 6-3 | 190 | Sr. | Austin, Texas (Westlake HS) | |
| 4 | Andrija Jelavić | F | 6-11 | 225 | So. | Zagreb, Croatia (Mega Superbet) | ahn-dre-uh yell-uh-vich |
| 2 | Jasper Johnson | G | 6-5 | 180 | Fr. | Lexington, Ky. (Overtime Elite) | |
| 15 | Jaland Lowe | G | 6-1.5 | 170 | Jr. | Missouri City, Texas (Pitt) | JAY-lend |
| 24 | Malachi Moreno | C | 7-0 | 250 | Fr. | Georgetown, Ky. (Great Grossing HS) | MAL-uh-kye MAUREEN-OH |
| 9 | Trent Noah | F | 6-5 | 220 | So. | Harlan, Ky. (Harlan County HS) | |
| 00 | Otega Owesh | G | 6-4 | 220 | Sr. | Newark, N.J. (Oklahoma) | oh-TEG-uh OH-way |
| 33 | Reece Potter | F | 7-1 | 230 | Jr. | Lexington, Ky. (Miami (OH)) | |
| 21 | Jayden Quaintance | F | 6-10.5 | 255 | So. | Cleveland (Arizona State) | KWAYNE-tance |
| 20 | Zach Tow | F | 6-5 | 220 | Sr. | Madisonville, Ky. (North Hopkins HS) | like "How" |
| 3 | Kam Williams | G | 6-8 | 205 | So. | Lafayette, La. (Tulane) | |

| | |
|----------------------------------|---|
| Head Coach: | Mark Pope (Kentucky, 1996) |
| Associate Head Coach: | Alvin Brooks III (Idaho State, 2002) |
| Associate Coach: | Mark Fox (Eastern New Mexico, 1991) |
| Assistant Coaches: | Cody Fueger (Utah, 2006) |
| | Jason Hart (Syracuse, 2000) |
| | Mikhail McLean (Houston, 2015) |
| | Nick Robinson (Stanford, 2005) |
| Director of Operations: | Randy Towner (Utah, 2016) |
| Strength and Conditioning Coach: | Brandon Wells (Wisconsin-Stevens Point, 2007) |
| Head Athletic Trainer: | Brian Fitzpatrick, Jaylen Green, Willis Mackey Jr., Gabriel McKay |
| Graduate Assistants: | |



POLLS, STATS, MEDIA INFO

| Weekly Media Schedule | | | | | | |
|--|----------------|---|--|----------------|---|---|
| all times ET unless indicated otherwise | | | | | | |
| 21 Wed. vs. Texas 7 p.m. SEC Network Mark Pope and UK Players postgame media availability | 22 Thu. | 23 Fri. UK players media availability TBD Historic Memorial Coliseum Media Room | 24 Sat. vs. Ole Miss Noon ESPN Mark Pope and UK Players postgame media availability | 25 Sun. | 26 Mon. UK players media availability TBD Historic Memorial Coliseum Media Room | 27 Tue. at Vanderbilt 9 p.m. ESPN Mark Pope and UK Players postgame media availability |

Communications & PR Staff



Deb Moore
Senior Associate Director
Cell - 859.559.5781
Email - deb.moore@uky.edu



Greg Welsh
Assistant Director
Cell - 215.990.0199
Email - gregory.welsh@uky.edu

Media Information

CREDENTIAL REQUESTS
Requests for single-game credentials are now open and the window to apply will close **three** days prior to game day online at sportsystems.com/Kentucky.

CREDENTIAL CRITERIA
The University of Kentucky's decision to issue credentials to a media outlet for the purposes of covering a UK basketball home or away event is determined by a variety of factors. They include the following:

- Priority is given to outlets based on circulation size/ household reach/unique site visitors
- Additional consideration is based on amount of original content generated, number of full-time employees of the outlet, length of existence of the outlet and the journalist experience of the reporter(s)
- Attendance at Kentucky media sessions, including Olympic sport opportunities and the intention/ability to cover all sports at Kentucky both at home and on the road, also is considered
- Professionalism, which includes is not limited to conduct at games, press conferences, practices, on social media, etc.

Being granted credentials at another institution/event does not equate to meeting the criteria for the University of Kentucky. Being granted credentials for one UK event does not guarantee approval for other UK events. The University of Kentucky has the right to deny or revoke credentials under its own discretion. Credentialing also is dependent on space availability.

INTERVIEW POLICIES-GENERAL
All interviews with University of Kentucky basketball players or staff members must be arranged through the Communications and Public Relations office. Media should never contact a player or coach directly.

The Wildcat Coal Lodge, dormitories, team locker rooms and other team quarters are private team areas. Media members are not permitted in these areas unless accompanied by appropriate university personnel.

PRACTICE/PRESS CONFERENCES
Other than announced exceptions, UK basketball practices are closed to the media.

Player interviews are conducted pregame weekly and will be available to all UK media. UK will accept requests for player interviews, but they must be submitted 24 hours prior to the scheduled availability.

Coach Mark Pope will meet with members of the media at least once a week in the Memorial Coliseum Media Room.

Game-day shoot-arounds are closed to the media.

TELEPHONE PLAYER INTERVIEWS
Telephone interviews are available to the media on a call-back basis. Individual player and coach telephone numbers will not be given to members of the media.

Players are instructed not to conduct interviews when contacted directly by telephone. The Communications and Public Relations office will arrange for telephone interviews at a time most convenient for the student-athlete.

Other special requests are handled on a case-by-case basis.

POSTGAME INTERVIEWS
Following each game, there is a cooling-off period, during which time the players shower and dress. Approximately 10 minutes after the game ends, Coach Pope conducts his postgame press conference while a player speaks to the UK Sports Network.

Following Coach Pope's press conference in the Rupp Arena interview room and the cooling-off period, selected UK players are available in the interview room.

The Polls

| Associated Press Top 25 Week of Jan. 19 | USA Today Coaches Poll Week of Jan. 19 |
|--|--|
| 1. Arizona (61) 2. UConn 3. Michigan 4. Purdue 5. Duke 6. Houston 7. Nebraska 8. Gonzaga 9. Iowa State 10. Michigan State 11. Illinois 12. Texas Tech 13. BYU 14. Virginia 15. Vanderbilt 16. Florida 17. Alabama 18. Clemson 19. Kansas 20. Arkansas 21. Georgia 22. North Carolina 23. Louisville 24. Saint Louis 25. Miami (OH) | 1. Arizona (31) 2. Michigan 3. UConn 4. Purdue 5. Duke 6. Houston 7. Nebraska 8. Gonzaga 9. Iowa State 10. Michigan State 11. Illinois 12. Texas Tech 13. BYU 14. Vanderbilt 15. Virginia 16. Florida 17. Alabama 18. Clemson 19. Kansas 20. Arkansas 21. Louisville 22. Georgia 23. Saint Louis 24. North Carolina 25. St. John's |

Receiving Votes: Wisconsin, St. John's, Iowa, **Kentucky**, Tennessee, Utah State, UCF, Miami, George Mason, Saint Mary's, SMU, Villanova, Texas A&M, NC State

Receiving Votes: Iowa, Wisconsin, Miami (OH), Utah State, Villanova, Tennessee, Saint Mary's, Miami (FL), Texas A&M, **Kentucky**, SMU, Seton Hall, UCF, George Mason

SEC Standings (through Jan. 17)

| Team | SEC Record | Overall Record |
|-------------------|------------|----------------|
| Florida | 4-1 | 13-5 |
| Texas A&M | 4-1 | 14-4 |
| Alabama | 3-2 | 13-5 |
| Arkansas | 3-2 | 13-5 |
| Georgia | 3-2 | 15-3 |
| Kentucky | 3-2 | 12-6 |
| Missouri | 3-2 | 13-5 |
| Ole Miss | 3-2 | 11-7 |
| Vanderbilt | 3-2 | 16-2 |
| Auburn | 2-3 | 11-7 |
| Mississippi State | 2-3 | 10-8 |
| Tennessee | 2-3 | 12-6 |
| Texas | 2-3 | 11-7 |
| LSU | 1-4 | 13-5 |
| Oklahoma | 1-4 | 11-7 |
| South Carolina | 1-4 | 10-8 |

UK in the Rankings (as of Jan. 17)

| Team Rankings | | |
|-------------------------|-------|------------|
| Category | Stat | SEC [NCAA] |
| Assist/TO Ratio | 1.69 | 3 [19] |
| Assists Per Game | 17.3 | 4 [41] |
| Bench Points Per Game | 32.06 | 4 [32] |
| Blocks Per Game | 4.4 | 10 [61] |
| Effective FG Percentage | .551 | 8 [71] |
| Fastbreak Points | 18.28 | 3 [8] |
| Field-Goal Percentage | .481 | 7 [56] |
| FG-Percentage Defense | .416 | 6 [71] |
| Fouls Per Game | 17.2 | 4 [140] |
| Free-Throw Attempts | 21.1 | 14 [183] |
| Free-Throw Percentage | .726 | 12 [159] |
| FTs Made Per Game | 15.3 | 14 [169] |
| Rebound Margin | +5.3 | 6 [66] |
| Rebs (Defensive) PG | 26.28 | 9 [96] |
| Rebs (Offensive) PG | 11.78 | 10 [139] |
| Rebounds Per Game | 38.06 | 10 [91] |
| Scoring Defense | 70.2 | 2 [91] |
| Scoring Margin | +12.8 | 6 [39] |
| Scoring Offense | 82.9 | 11 [75] |
| Steals Per Game | 7.8 | 7 [96] |
| 3-Point Attempts/Game | 24.7 | 9 [137] |
| 3-Point Percentage | .349 | 8 [133] |
| 3-Point Defense | .309 | 5 [71] |
| 3-Pointers/Game | 8.6 | 7 [124] |
| Turnover Margin | +1.7 | 6 [98] |
| TO Forced Per Game | 11.94 | 8 [201] |
| Turnovers Per Game | 10.3 | 7 [47] |

Individual Rankings

| Category/Player | Stat | SEC [NCAA] |
|---------------------------|------|------------|
| Asst-to-TO Ratio/Aberdeen | 2.48 | 6 [109] |
| Assists Per Game/Aberdeen | 3.2 | 20 [335] |
| Blocks Per Game/Moreno | 1.39 | 8 [117] |
| Double-Doubles/Dioubate | 2 | 17 [254] |
| Double-Doubles/Moreno | 2 | 17 [254] |
| Field Goal Pcrct./Oweh | .468 | 14 [219] |
| Points Per Game/Oweh | 15.6 | 14 [227] |
| Off Rebs. Per Game/Moreno | 2.50 | 12 [146] |
| Rebounds Per Game/Moreno | 6.4 | 19 [243] |
| Steals Per Game/Oweh | 2.06 | 3 [43] |

Upcoming in the SEC

| Jan. 21-28 (all times eastern) | | |
|---|--|--|
| Contest | Time | TV Network |
| Wednesday, Jan. 21 Texas at Kentucky Mississippi State at Texas A&M | 7 p.m. 9 p.m. | SEC Network SEC Network |
| Saturday, Jan. 24 Ole Miss at Kentucky Georgia at Texas Oklahoma at Missouri South Carolina at Texas A&M Auburn at Florida Vanderbilt at Mississippi State LSU at Arkansas Tennessee at Alabama | Noon 1 p.m. 2 p.m. 3:30 p.m. 4 p.m. 6 p.m. 8:30 p.m. 8:30 p.m. | ESPN SEC Network ESPN2 SEC Network ESPN/2 SEC Network SEC Network ESPN |
| Tuesday, Jan. 27 Arkansas at Oklahoma Tennessee at Georgia Missouri at Alabama Kentucky at Vanderbilt | 7 p.m. 7 p.m. 9 p.m. 9 p.m. | ESPN/2 SEC Network SEC Network ESPN |
| Wednesday, Jan. 28 Texas at Auburn Mississippi State at LSU Florida at South Carolina | 7 p.m. 7 p.m. 9 p.m. | ESPN2 SEC Network SEC Network |



NOTES

Honoring the Cats

| |
|---|
| Denzel Aberdeen <ul style="list-style-type: none">College Hoops Today – Preseason 30 Impact Transfers for 2025-26 |
| Collin Chandler <ul style="list-style-type: none">College Hoops Today – Preseason 20 Breakout Players for 2025-26 |
| Mouhamed Dioubate <ul style="list-style-type: none">College Hoops Today - Preseason 10 Glue Guys for 2025-26College Hoops Today – Preseason 30 Impact Transfers for 2025-26Jay Bilas Preseason All-Defensive Team |
| Jasper Johnson <ul style="list-style-type: none">Wayman Tisdale Award Preseason Watch List |
| Jaland Lowe <ul style="list-style-type: none">Wooden Award Preseason Watch ListPreseason Naismith Trophy Watch ListBob Cousy Award Preseason Watch ListPreseason All-SEC Third TeamCollege Hoops Today - Preseason 30 Impact Transfers for 2025-26ESPN Top 50 Newcomers |
| Otega Owheh <ul style="list-style-type: none">SEC Player of the Week (Dec. 22)Wooden Award Preseason Watch ListThe Sporting News Preseason First Team All-AmericaPreseason Naismith Trophy Watch ListOscar Robertson Trophy Preseason Watch ListNABC Preseason Watch List Player of the YearJerry West Award Preseason Watch ListPreseason SEC Player of the Year (Media and Coaches)Preseason SEC Player of the Year (ESPN)Preseason All-SEC First TeamCBS Preseason All-America Second TeamJay Bilas' preseason All-America Second TeamBlue Ribbon Preseason Secon Team All-AmericaBlue Ribbon Preseason All-SEC Team |
| Jayden Quaintance <ul style="list-style-type: none">Wooden Award Preseason Watch ListKareem Abdul-Jabbar Preseason Watch ListCollege Hoops Today - Preseason 30 Impact Transfers for 2025-26ESPN - Top 50 Newcomers |

Quick Facts

| |
|---|
| GENERAL INFORMATION |
| Location: Lexington, Ky. |
| Enrollment: 36,161 |
| Founded: 1865 |
| Colors: Blue and White |
| Nickname: Wildcats |
| Conference: Southeastern Conference |
| All-Time Record: 2,434-776-1 (75.8%) |
| Arena: Rupp Arena (20,500) |
| Rupp Arena Record: 685-90 (88.4%) - 50th season |
| NCAA Championships: 8 (1948, '49, '51, '58, '78, '96, '98, 2012) |
| NCAA Runners-Up: 4 (1966, '75, '97, 2014) |
| NCAA Tournament Record: 132-55 (70.6%) |
| Last NCAAT Appearance: 2025, Sweet 16 |
| President: Dr. Eli Capilouto (Alabama, 1971) |
| Athletics Director: Mitch Barnhart (Ottawa, 1981) |
| MBB Administrators: Marc Hill (Iowa Wesleyan, 1993), Ray Oliver (Kansas, 1985) |
| Head Coach: Mark Pope (Kentucky, 1996) |
| Pope Overall Record: 223-126 (63.9%) |
| Pope UK Record: 36-18 (66.7%) |
| Athletics Phone Number: 859.257.8000 |
| Starters Returning/Lost: 1/4 |
| Players Returning/Lost: 6/9 |



Know Your Opponent: Texas

Kentucky hosts Texas inside Rupp Arena for just the second time ever and the first since Dec. 5, 2014

- Kentucky leads the all-time series, 2-1, and is 1-0 against the Longhorns in Lexington
- UK won the 2014 meeting, 63-51, powered by 21 points, 12 rebounds, five steals and three blocks from Willie Cauley-Stein
- Last season, Texas edged UK, 82-78, in the first meeting between the schools as SEC opponents. Otega Owheh led the Wildcats with 20 points in the game
- Texas leads the country in free-throw attempts per game at 28.6 and is third in the nation in free throws made per outing at 20.9
- Dailyn Swain (15.7) and Matas Vokietaitis (15.2) both score over 15 points per game for the Longhorns, while Tramon Mark is averaging 18.4 points per game in SEC action

Last Time Out

The Wildcats continued their comeback ways on Saturday, rallying from 17 points down to defeat Tennessee, 80-78, in Knoxville.

- It was the third consecutive game that UK has overcome a deficit of at least 12 points, the first time that has occurred since 2017 when the Cats won three straight against Florida (down 12), Vanderbilt (down 19) and Texas A&M (down 15)
- According to ESPN, Kentucky is the first team to record consecutive road wins when trailing by 15 or more points since Florida Atlantic in 2017
- UK was down 11 at the half, marking the largest comeback win at Tennessee in program history
- Tennessee is 100-2 in their last 102 home games when leading at the half, their two losses both coming to Kentucky the last two seasons
- Five Wildcats finished in double-figures led by 22 points from Denzel Aberdeen. 17 of his 22 points game in the second half
- Kentucky led for just 34 seconds in the game
- Otega Owheh had his 21st consecutive game scoring in double figures and his 13th straight game with at least one steal
- Collin Chandler was 4 of 6 from 3-point range and had three steals, including the swipe that led to the go-ahead score with 34 seconds left
- Mo Dioubate came off the bench and led the team in +/- at +16
- Malachi Moreno sealed the win with a block on the potential game-tying shot at the buzze

Comeback Cats

Kentucky has earned five notable come-from-behind wins this season. UK used strong second halves to pick up two key wins over Indiana and St. John's, and then mounted double-digit deficits to win vs. Mississippi State, at LSU and at Tennessee.

- Indiana and St. John's Notes:**
- It marked the first time in program history that Kentucky overcame halftime deficits of seven or more points in consecutive games (Indiana and St. John's)
 - Kentucky scored an average of 28.5 points in the first half of the two contests, upping that number to 46.5 points in the second half
 - UK shot just 33.9 percent on average in the first half, but 49.2 percent in the second half
 - Jaland Lowe averaged 11.0 second-half points in the games
 - The Wildcats' average turnover margin in the first halves was -2.0, but +7.0 in the second halves
- Mississippi State, LSU and Tennessee notes:**
- Kentucky rallied from a 12 point first-half deficit vs. Mississippi State behind 14 steals, which marked the most against a league foe since 2009
 - The Wildcats then erased an 18-point second-half deficit at LSU. That ties the largest comeback in the Mark Pope era

- (also overcame 18 points vs. Gonzaga in 2024-25) with a buzzer-beating shot by Malachi Moreno as time expired
- UK trailed by 16 points at halftime. It ties wins over Gonzaga (12/7/24), Louisville (12/18/04) and LSU (2/15/94) for a program record, all 16-point halftime deficits
 - UK again found itself in a hole at Tennessee, down 17 points with 3:35 remaining in the first half. The Cats cut the deficit to 11 by the intermission and chipped away in the second half, ultimately taking their first lead on a fastbreak score from Otega Owheh with 34 seconds left. It was the largest halftime deficit overcome at Tennessee in program history
 - It marked the first time Kentucky had won three consecutive games trailing by at least 12 points since the Cats rallied from 12 back vs. Florida (Feb. 25, 2017), 19 back vs. Vanderbilt (Feb. 28, 2017) and 15 down at Texas A&M (March 4, 2017)

Otegatron Finding His Footing

- Otega Owheh missed most of fall camp as he recovered from a turf toe injury. It's taken a few weeks to find his footing, but Owheh is looking more and more like the preseason pick for SEC Player of the Year.
- Owheh has scored in double figures in all 18 games and has topped double figures in 51 of 54 games played in the Blue and White overall
 - As of Jan. 18, Owheh is one of 24 players in Division I to reach double figures in each of his team's games
 - His 51 games in double figures over the last two seasons ranks third in Division I behind only Jaron Pierre Jr. (53 with Jacksonville St. and SMU) and P.J. Haggerty (52 with Memphis and Kansas St.)
 - He is averaging 19.4 points per game in SEC play, ranking eighth in the conference. He was the first UK player since Jodie Meeks (7 games) to have 20 points in each of his first four SEC games in a season
 - Despite missing shootaround while fighting an illness, Owheh played a season-high 37 minutes in the come-from-behind win over LSU. He scored a game-high 21 points and added four rebounds and a pair of steals in the win
 - Owheh led UK with 22 points and five steals in the win over Mississippi State
 - On the road at Alabama, Owheh scored 22 points to lead Kentucky, while also sharing team-high honors in rebounds (8) and assists (3)
 - He had team highs in points (20), rebounds (5), assists (4) and steals (4) vs. Missouri
 - Owheh is logging 21.3 points, 5.0 rebounds, 3.3 assists and 3.0 steals per game against SEC foes
 - He drained the longest shot in program history with a 69-foot heave at the end of the first half against Missouri
 - The Newark, New Jersey, native nearly had a triple-double in the win over Bellarmine with 10 points, a season-high eight rebounds and a career-high 10 assists. He also generated a pair of steals for his eighth-consecutive game with multiple steals, the longest streak of his career
 - He scored 21 points vs. NC Central while also matching a career high with three made 3s
 - Against St. John's, Owheh scored a game-high 20 points and had three steals
 - During his two seasons at Kentucky, Owheh has totaled 865 points. That is the sixth most points by a Wildcat transfer all-time. He needs 86 points to move past Travis Ford for fifth on the list. Kyle Macy tops the list with 1,411 points
- Magical Mali's Mardi Gras Moment**
- Freshman center Malachi Moreno has quickly developed into a valuable frontcourt piece for the Wildcats this season and has provided UK with its most magical moment yet.
- A native of Georgetown, Kentucky, Moreno lived out every

| 2025-26 Lead-Deficit Comparison | | | | | | | | |
|---------------------------------|--------------|-----------------|-------------|---------|------|--------|---------|-----------|
| Opponent | Biggest Lead | Biggest Deficit | Biggest Run | Changes | Ties | Led | Trailed | Result |
| NICHOLLS | 32 | - | 11-0 | 0 | 0 | 37:52 | 0:00 | W, 77-51 |
| VALPARAISO | 48 | - | 13-0 | 0 | 0 | 39:45 | 0:00 | W, 107-59 |
| at Louisville | 3 | 20 | 8-0 | 6 | 1 | 1:41 | 37:51 | L, 96-88 |
| EASTERN ILLINOIS | 47 | - | 13-0 | 0 | 1 | 39:30 | 0:00 | W, 99-53 |
| vs. Michigan State | 5 | 24 | 7-0 | 7 | 2 | 4:39 | 34:19 | L, 83-66 |
| LOYOLA (MD.) | 48 | 1 | 12-0 | 2 | 0 | 39:21 | 0:24 | W, 88-46 |
| TENNESSEE TECH | 50 | 4 | 13-0 | 7 | 4 | 30:20 | 5:57 | W, 104-54 |
| NORTH CAROLINA | 6 | 3 | 6-0 | 14 | 9 | 25:05 | 8:29 | L, 67-64 |
| vs. Gonzaga | - | 37 | 6-0 | 0 | 0 | 0:00 | 39:48 | L, 94-59 |
| NC CENTRAL | 39 | - | 16-0 | 0 | 0 | 39:44 | 0:00 | W, 103-67 |
| INDIANA | 14 | 9 | 10-0 | 10 | 8 | 22:40 | 13:37 | W, 72-60 |
| vs. St. John's | 15 | 10 | 14-0 | 3 | 2 | 15:25 | 21:00 | W, 78-66 |
| BELLARMINE | 18 | 4 | 9-0 | 4 | 4 | 36:05 | 2:30 | W, 99-85 |
| at Alabama* | 5 | 21 | 9-0 | 1 | 1 | 1:20 | 36:16 | L, 89-74 |
| MISSOURI* | 8 | 7 | 11-0 | 11 | 8 | 17:23 | 16:00 | L, 73-68 |
| MISSISSIPPI ST.* | 24 | 12 | 12-0 | 7 | 3 | 25:16 | 13:20 | W, 92-68 |
| at LSU* | 1 | 18 | 9-0 | 5 | 2 | 1:10 | 35:37 | W, 75-74 |
| at Tennessee* | 3 | 17 | 7-0 | 1 | 0 | 0:34 | 38:42 | W, 80-78 |
| TEXAS* | - | - | - | - | - | - | - | - |
| OLE MISS* | - | - | - | - | - | - | - | - |
| at Vanderbilt* | - | - | - | - | - | - | - | - |
| at Arkansas* | - | - | - | - | - | - | - | - |
| OKLAHOMA* | - | - | - | - | - | - | - | - |
| TENNESSEE* | - | - | - | - | - | - | - | - |
| at Florida* | - | - | - | - | - | - | - | - |
| GEORGIA* | - | - | - | - | - | - | - | - |
| at Auburn* | - | - | - | - | - | - | - | - |
| at South Carolina* | - | - | - | - | - | - | - | - |
| VANDERBILT* | - | - | - | - | - | - | - | - |
| at Texas A&M* | - | - | - | - | - | - | - | - |
| FLORIDA* | - | - | - | - | - | - | - | - |
| BIGGEST/MOST | 50 | 37 | 16-0 | 14 | 9 | 39:45 | 39:48 | |
| TOTALS | | | | | | 377:51 | 303:50 | |

- young kid's dream who grows up wanting to play for the in-state Wildcats. With 1.9 seconds remaining and UK trailing by one point at LSU, Moreno caught a three-quarter-court pass from Collin Chandler and swiftly turned and drained a 17-foot buzzer beater to lift Kentucky to a 75-74 win. Kentucky overcame an 18-point second-half deficit and tied a program record by overcoming a 16-point halftime deficit in the victory. Moreno had 10 points and a team-high eight rebounds in the win, and played the final 8:56 of the game with four fouls
- He followed that performance with three points, four rebounds and a career-high-tying four blocks in the rally at Tennessee. His fourth block was the game-clinching play as Tennessee hauled in an offensive rebound off of an intentional missed free throw for the potential game-winning bucket
 - Moreno scored 17 points and added eight rebounds, six assists and four steals in a statement performance against Mississippi State. He became the first 7-footer in Division I with those numbers since at least 1996-97 and just the third Kentucky player, joining Rajon Rondo and Shai Gilgeous-Alexander
 - He posted double-doubles against Valparaiso and Tennessee Tech
 - He is the team's leading rebounder at 6.4 rebounds per game and has led the squad in rebounds in ten games. He also paces the Cats with 45 offensive rebounds, an average of 2.5 per game
 - Moreno leads the team with 1.39 blocks per game
 - Moreno owns a .629 field-goal percentage, the top mark on the team
 - He has a team-high 34 dunks this season

Injury Bug Bites Again; Lowe out for the Season

- Kentucky played its first game at full strength vs. St. John's on Dec. 20, and will play just three games overall with everyone available.
- Jaland Lowe suffered a shoulder injury in the Blue-White Game, and missed both exhibition games and the season-opener. He ended up playing just nine total games. Mark Pope announced on Jan. 12 he would need surgery and will miss the remainder of the season after suffering his most recent injury against Mississippi State
 - Jayden Quaintance missed the first 11 games of the season as he returned from ACL surgery. He returned for four games but has been out since last playing Jan. 7 vs. Missouri
 - Otega Oweh missed the majority of preseason camp with turf toe. He returned to full action just prior to UK's two exhibition games
 - Mo Dioubate suffered a high ankle sprain against Michigan State. He returned to action vs. Indiana
 - Trent Noah injured an ankle in the season-opener and missed the Valpo game

Notable Achievements Thus Far

- Kentucky is off to a 12-6 start to the season and has achieved a few notable achievements:
- UK came from 17 points down on the road at Tennessee to win, 80-78. It marked the first time UK has come back from 12 points in three consecutive games since 2017. It was also the largest halftime comeback (11 points) at Tennessee in UK history and marked the first time UK has won four consecutive games in Knoxville since 2003-06
 - The 18-point rally at LSU matched the largest comeback of the Coach Mark Pope era. The Wildcats trailed by 18 last year vs. Gonzaga before rallying for a 90-89 overtime win in Seattle
 - Kentucky's 16-point halftime deficit overcome vs. LSU matches a program record. UK also trailed by 16 in wins over Gonzaga (12/7/24), Louisville (12/18/04) and LSU (2/15/94)
 - In its win over Mississippi State, UK generated 14 steals, its most against an SEC opponent since 16 vs. Georgia in 2009. Kentucky also held the Mississippi State to just 15 percent from behind the 3-point arc, the lowest by an opponent (min. 20 attempts) since Tennessee shot 14.3 percent in 2023)

NOTES

- UK picked up its first win over a top-25 opponent this season with a 78-66 victory over No. 22 St. John's
- In its wins over Indiana and St. John's, Kentucky overcame halftime deficits of seven or more points in consecutive games for the first time in program history
- Twelve different players have scored in double figures for the Cats this season. It matches the 1992-93 team for the most players in program history to score in double-figures in at least one game during a season
- Kentucky committed just four turnovers in its win over Indiana. That marked the fewest against a Power 4 opponent since Jan. 5, 2021 when UK committed just two
- Against NC Central, Kentucky shot better than 60% from the field, 40% from 3-point range and 90% from the free-throw line for the first time in the same game since Jan. 15, 2022 vs. Tennessee
- Kentucky had its best shooting performance on 2-point field-goals (77.1%, 27-35) against North Carolina Central, since Nov. 29, 2024 vs. Georgia State (80.5%, 33-41)
- The Wildcats went 13 of 14 from the line against NC Central, marking the best shooting performance from the charity stripe with at least 14 attempts since going 14 of 15 vs. Auburn on Feb. 25, 2023
- The 50-point margin of victory over Tennessee Tech is largest for UK under head coach Mark Pope. Kentucky has four wins this season with at least 40-point margins, the quickest into a season in UK history (seven games) with four such games.
- Kentucky did not allow a member of Loyola (Md.) to score more than seven points in the win over the Greyhounds. It was the first time a UK defense prevented a scorer of more than seven points since Nov. 23, 2014 vs. Montana State
- UK has had three games already with nine players scoring at least six points. That only happened three other times between 2004-05 and 2024-25
- Kentucky limited each of its first two opponents of the season to 59 points or fewer for the first time since 2014-15
- The Cats have at least one win by 48 or more points in consecutive seasons for the first time since 2011-12 and 2012-13
- Kentucky limited Nicholls to just 15 points in the opening half, it was the lowest points yielded in the first half in Rupp Arena by the Cats since ECU scored 14 on Dec. 7, 2014
- The Cats have scored over 100 points, three times (Valparaiso, Tennessee Tech, NC Central)

Have a Day, Zell!

Denzel Aberdeen has stepped into a key role for Kentucky this season. He's currently aver-

- aging 12.2 points per game, while adding a team-high 57 assists.
- Aberdeen scored a career-high 26 points in the loss at Louisville. It marked just his fourth-ever 20-point output. He also snagged a then-career-best seven rebounds
 - Through 18 games played, Aberdeen has career best marks in points per game (12.2), rebounds per game (2.8), field-goal percentage (.475), free-throw percentage (.824) and assists per game (3.2)
 - He opened the season by scoring in double figures in each of the first eight games, the longest streak of double-digit scoring of his career. He's topped double figures in 12 games thus far
 - Aberdeen scored all 17 of his points in UK's come-from-behind win at LSU to lift the Cats to a school-record-tying 16-point halftime deficit overcome. He drained a pair of 3s and made all five of his free-throw attempts, while also leading UK with four assists
 - He once again stepped up in the second half at Tennessee, scoring 18 of his team-high 22 points in the second half to lift UK in the victory
 - Aberdeen is averaging 18.3 points per game over his last three outings and averaged 17.5 second-half points in his last two games

Balanced on the Stats Sheet

Balance has been the name of the game for the Cats thus far this season.

- UK has had eight different leading scorers or co-leaders
- Twelve different players have scored in double figures for the Cats this season. It matches the 1992-93 team for the most players in program history to score in double-figures in at least one game during a season
- UK has also had six different players lead or co-lead in rebounds
- Six players have led or co-led in assists
- Kentucky has had nine players score at least six points in three games already this season (Valparaiso, Eastern Illinois, Loyola (Md.))
- Three players have multiple 20-point outings (Aberdeen, Oweh, Dioubate)

S-E-C! S-E-C! S-E-C!

Kentucky is the Southeastern Conference's gold standard. Since the SEC's inception in 1932-33, the Wildcats are the most dominant team in the league, recording a 1,072-318 mark (77.1%) in regular-season conference play. Only Alabama and Tennessee have won more than 800 regular-season SEC games and no other team owns a better winning percentage.

- UK has averaged 11.6 wins and only 3.4 losses per season in 92 seasons in the SEC
- Kentucky has won 49 SEC regular-season titles and 31 SEC Tournament championships

| UK's Record vs. AP Ranked Opponents and as an AP Ranked Opponent All-Time | | | | | | | | | | | | | | | | | | | | | | | | | | | | | |
|---|---------------|-------|-------|-------|-------|-------|-------|-------|-------|------|------|------|------|-------|-----|------|-----|-------|------|------|------|------|-----|-----|-----|-----|--------|-----------|--------|
| | Opponent Rank | | | | | | | | | | | | | | | | | | | | | | | | | | | | |
| Kentucky (RK) | 1 | 2 | 3 | 4 | 5 | 6 | 7 | 8 | 9 | 10 | 11 | 12 | 13 | 14 | 15 | 16 | 17 | 18 | 19 | 20 | 21 | 22 | 23 | 24 | 25 | RV | NR | TOTAL | |
| 1 | - | 3-1 | 0-2 | 6-1 | 4-1 | 2-1 | 2-0 | 3-0 | 5-1 | 0-1 | 1-2 | 0-1 | 2-0 | 2-0 | 0-0 | 3-0 | 1-0 | 3-0 | 2-0 | 1-0 | 4-1 | 1-0 | 0-0 | 0-0 | 0-1 | 1-0 | 175-18 | 221-31 | |
| 2 | 2-2 | - | 4-2 | 0-2 | 3-2 | 2-1 | 3-1 | 2-2 | 4-1 | 1-0 | 2-1 | 4-0 | 2-0 | 0-1 | 2-0 | 3-0 | 1-0 | 2-0 | 2-1 | 2-1 | 1-0 | 1-0 | 0-0 | 0-0 | 0-0 | 0-0 | 0-0 | 157-10 | 200-27 |
| 3 | 0-1 | 1-3 | - | 4-0 | 2-2 | 1-3 | 1-1 | 0-0 | 3-1 | 0-0 | 0-1 | 1-0 | 0-0 | 2-0 | 0-0 | 1-0 | 0-0 | 2-0 | 0-1 | 3-2 | 0-0 | 0-0 | 0-0 | 0-0 | 0-0 | 0-0 | 0-0 | 133-18 | 154-33 |
| 4 | 0-0 | 0-2 | 0-1 | - | 0-0 | 0-1 | 2-2 | 0-2 | 0-0 | 1-0 | 0-0 | 0-0 | 1-0 | 2-2 | 0-0 | 0-1 | 0-0 | 0-0 | 0-0 | 0-0 | 0-0 | 1-0 | 0-1 | 1-0 | 3-0 | 1-2 | 73-18 | 85-32 | |
| 5 | 3-0 | 2-0 | 2-0 | 2-0 | - | 0-1 | 1-0 | 1-1 | 0-2 | 3-0 | 2-1 | 1-0 | 3-0 | 0-0 | 0-1 | 2-0 | 0-0 | 0-0 | 2-1 | 1-0 | 1-0 | 0-0 | 0-0 | 1-0 | 0-0 | 2-0 | 92-9 | 121-16 | |
| 6 | 1-1 | 1-0 | 1-0 | 0-0 | 1-1 | - | 1-0 | 1-0 | 0-0 | 1-2 | 0-0 | 0-0 | 1-0 | 2-0 | 0-0 | 1-0 | 1-0 | 0-1 | 0-0 | 1-0 | 0-0 | 1-0 | 0-0 | 1-0 | 0-0 | 2-1 | 63-12 | 80-18 | |
| 7 | 0-1 | 0-0 | 0-0 | 1-2 | 2-0 | 3-0 | - | 0-0 | 0-0 | 0-0 | 2-0 | 0-0 | 1-1 | 1-2 | 2-1 | 1-0 | 0-0 | 3-1 | 2-0 | 1-1 | 0-1 | 0-0 | 1-0 | 0-0 | 0-0 | 0-0 | 48-15 | 68-25 | |
| 8 | 0-1 | 0-3 | 0-0 | 0-2 | 1-0 | 0-0 | 1-2 | - | 1-2 | 1-0 | 1-0 | 2-0 | 2-2 | 1-1 | 2-0 | 0-0 | 1-0 | 0-0 | 0-0 | 0-0 | 1-0 | 2-0 | 1-0 | 1-1 | 1-0 | 3-0 | 67-13 | 89-27 | |
| 9 | 0-0 | 1-0 | 0-0 | 0-2 | 1-0 | 0-0 | 1-2 | 1-0 | - | 0-0 | 0-0 | 0-1 | 2-0 | 0-0 | 0-0 | 1-0 | 1-0 | 1-0 | 1-0 | 0-0 | 1-0 | 0-0 | 1-0 | 1-0 | 1-0 | 0-1 | 68-12 | 82-18 | |
| 10 | 1-0 | 0-0 | 0-1 | 0-0 | 2-2 | 1-0 | 1-0 | 0-1 | 0-1 | - | 0-0 | 0-0 | 0-1 | 1-1 | 0-0 | 0-0 | 1-0 | 0-0 | 0-1 | 0-0 | 0-1 | 0-0 | 0-0 | 0-0 | 0-0 | 3-1 | 55-11 | 65-21 | |
| 11 | 1-0 | 0-0 | 0-0 | 0-0 | 1-0 | 0-0 | 1-0 | 2-1 | 0-1 | 0-0 | - | 0-1 | 1-1 | 0-0 | 0-0 | 0-0 | 0-1 | 1-1 | 0-0 | 0-0 | 0-0 | 2-0 | 0-0 | 1-0 | 0-1 | 0-0 | 35-6 | 45-13 | |
| 12 | 0-0 | 0-2 | 0-0 | 0-0 | 2-0 | 0-0 | 0-0 | 2-0 | 0-0 | 2-0 | 0-0 | - | 0-0 | 1-0 | 0-0 | 1-0 | 1-2 | 0-0 | 0-0 | 0-0 | 0-1 | 0-0 | 0-0 | 0-1 | 0-0 | 1-0 | 29-8 | 39-14 | |
| 13 | 0-0 | 1-0 | 1-1 | 0-0 | 0-0 | 0-0 | 0-0 | 0-0 | 0-0 | 0-0 | 0-1 | 0-0 | 0-0 | - | 0-0 | 1-0 | 0-1 | 0-1 | 0-0 | 0-0 | 0-0 | 0-0 | 0-1 | 1-0 | 0-0 | 1-0 | 23-6 | 28-11 | |
| 14 | 0-1 | 0-0 | 0-1 | 1-0 | 0-0 | 1-0 | 0-0 | 0-0 | 2-0 | 0-0 | 0-0 | 0-0 | 0-0 | - | 0-0 | 1-0 | 0-0 | 0-0 | 0-0 | 0-0 | 0-0 | 1-0 | 0-0 | 0-0 | 0-1 | 0-1 | 18-3 | 24-7 | |
| 15 | 0-0 | 0-0 | 0-1 | 1-1 | 1-1 | 0-1 | 0-0 | 0-0 | 1-0 | 0-0 | 0-0 | 1-0 | 0-0 | 1-0 | - | 0-0 | 0-0 | 1-2 | 0-0 | 1-0 | 0-0 | 0-0 | 0-0 | 0-0 | 0-0 | 0-0 | 24-3 | 30-8 | |
| 16 | 0-0 | 0-0 | 0-0 | 0-1 | 0-0 | 0-1 | 0-0 | 0-0 | 0-0 | 1-0 | 0-0 | 0-0 | 0-0 | 1-0 | 0-0 | - | 1-0 | 0-0 | 0-0 | 0-0 | 0-1 | 0-0 | 0-0 | 0-0 | 0-0 | 3-0 | 22-2 | 28-5 | |
| 17 | 0-2 | 0-0 | 0-0 | 0-1 | 0-0 | 0-1 | 0-0 | 0-0 | 0-0 | 0-0 | 0-0 | 0-0 | 2-0 | 0-0 | 0-0 | 0-0 | - | 0-0 | 1-0 | 0-0 | 1-0 | 0-0 | 1-1 | 0-0 | 0-0 | 0-1 | 15-5 | 20-11 | |
| 18 | 0-0 | 0-0 | 0-0 | 0-0 | 0-0 | 2-2 | 1-1 | 0-0 | 0-0 | 0-1 | 0-1 | 1-0 | 0-0 | 0-0 | 0-0 | 0-1 | 0-0 | - | 0-0 | 1-0 | 0-0 | 1-0 | 1-0 | 0-0 | 0-0 | 3-1 | 23-4 | 33-11 | |
| 19 | 0-0 | 0-0 | 1-0 | 0-0 | 0-0 | 1-0 | 0-0 | 0-0 | 1-0 | 0-0 | 0-0 | 0-0 | 0-0 | 0-0 | 1-0 | 1-1 | 0-0 | 0-0 | - | 0-0 | 0-0 | 0-0 | 0-0 | 0-0 | 0-0 | 1-1 | 20-1 | 26-3 | |
| 20 | 0-1 | 0-0 | 0-0 | 0-2 | 1-1 | 0-0 | 0-1 | 0-0 | 0-0 | 0-0 | 0-0 | 0-1 | 0-0 | 0-0 | 0-0 | 0-0 | 0-0 | 1-0 | 0-0 | - | 1-0 | 0-0 | 0-0 | 0-0 | 0-1 | 1-0 | 14-5 | 18-12 | |
| 21 | 0-0 | 0-0 | 0-0 | 0-0 | 0-0 | 0-0 | 0-0 | 0-0 | 0-0 | 0-0 | 0-0 | 0-0 | 0-0 | 0-0 | 0-0 | 0-0 | 0-0 | 0-0 | 0-0 | 0-0 | - | 0-0 | 0-0 | 0-0 | 0-0 | 2-0 | 2-1 | 4-1 | |
| 22 | 0-0 | 0-0 | 0-0 | 0-0 | 0-0 | 0-0 | 0-0 | 1-0 | 0-0 | 0-0 | 0-0 | 0-0 | 2-0 | 0-0 | 1-0 | 0-0 | 0-0 | 0-0 | 0-0 | 0-0 | 0-0 | - | 0-0 | 0-0 | 0-0 | 2-0 | 10-2 | 16-2 | |
| 23 | 0-0 | 0-0 | 0-0 | 1-0 | 0-0 | 0-0 | 0-0 | 0-0 | 0-0 | 0-0 | 0-0 | 0-0 | 0-0 | 0-0 | 0-0 | 0-0 | 0-0 | 0-0 | 0-0 | 0-0 | 0-1 | 0-0 | - | 0-0 | 0-0 | 1-2 | 6-1 | 8-4 | |
| 24 | 0-0 | 0-0 | 0-0 | 0-0 | 0-0 | 0-0 | 0-0 | 0-0 | 0-0 | 0-0 | 0-0 | 0-0 | 0-0 | 0-0 | 0-0 | 0-0 | 0-0 | 0-0 | 0-0 | 0-0 | 0-0 | 0-0 | 0-0 | - | 0-0 | 0-0 | 0-2 | 0-2 | |
| 25 | 0-1 | 0-0 | 0-0 | 0-0 | 0-0 | 0-0 | 0-1 | 0-0 | 0-0 | 0-1 | 0-0 | 0-0 | 0-0 | 0-0 | 0-1 | 0-0 | 0-0 | 0-0 | 0-0 | 0-0 | 0-0 | 0-0 | 0-0 | 0-0 | - | 0-0 | 5-3 | 5-7 | |
| RV | 0-1 | 1-0 | 0-0 | 0-0 | 1-0 | 0-0 | 2-1 | 0-0 | 0-1 | 0-1 | 0-0 | 1-0 | 1-0 | 0-1 | 0-1 | 0-0 | 0-0 | 0-1 | 0-0 | 0-0 | 0-0 | 1-0 | 0-0 | 0-0 | 0-0 | - | - | - | |
| NR | 0-5 | 0-4 | 1-2 | 2-2 | 3-1 | 2-2 | 0-3 | 2-7 | 5-4 | 1-2 | 2-3 | 2-0 | 1-0 | 0-4 | 0-1 | 2-1 | 1-4 | 3-6 | 3-1 | 2-2 | 0-2 | 0-1 | 0-0 | 2-3 | 4-1 | - | - | - | |
| TOTAL | 8-17 | 10-15 | 10-11 | 18-16 | 25-11 | 15-14 | 17-15 | 15-14 | 22-14 | 11-9 | 10-9 | 13-4 | 21-5 | 14-12 | 9-5 | 17-6 | 9-8 | 17-12 | 13-5 | 13-6 | 10-8 | 11-1 | 5-3 | 9-5 | 9-5 | - | - | 1,489-359 | |
| | | | | | | | | | | | | | | | | | | | | | | | | | | | | 331-229 | |



NOTES

- UK won its 1,000th game in SEC regular-season action vs. Alabama on Jan. 11, 2020. Kansas has won 1,000 conference games when combining its records in the Big 6, Big 7, Big 8 and Big 12, but no other team in the country had won 1,000 or more regular-season league games in one conference alone
- Fourteen teams made the 2025 NCAA Tournament field, the most from any conference all-time
- The league has advanced at least one team to the Elite Eight in 11 of the last 14 tournaments
- Seven teams from the SEC made the Sweet 16, a new NCAA Tournament record for most teams by a conference
- The SEC sent four teams to the Elite Eight, the first time the league has done so, joining the 2009 Big East and the 2016 ACC as the only conferences to accomplish the feat
- Two SEC teams faced each other in the Final Four for the first time
- The SEC's 22 NCAA Tournament wins broke the ACC's record of 19 in 2019

Second Half Surges

Kentucky is 12-6 thus far, and in 11 games against Power Conference opponents, the Cats are 5-6. In first halves of those games, Kentucky is getting outscored by 100 points. However, the Cats have rallied and played significantly better in the second half. Kentucky is outscoring opponents in the second half by a 68-point margin. Here's a deeper dive into UK's stats in the first half compared to second half of Power Conference games:

| First Half Stat (UK/Opponent) | Second Half Stat (UK/Opponent) |
|----------------------------------|-----------------------------------|
| Points (31.3/40.4) | Points (42.9/36.7) |
| Rebounds (16.5/19.3) | Rebounds (16.8/16.8) |
| FG % (.378/.471) | FG % (.477/.449) |
| 3 FG% (.240/.380) | 3 FG % (.366/.311) |
| Assists (5.6/9.1) | Assists (7.5/7.8) |
| Turnovers (5.9/5.2) | Turnovers (4.5/6.7) |
| Steals (3.5/3.5) | Steals (4.3/2.9) |
| Blocks (1.8/2.0) | Blocks (2.5/1.5) |

Happy to Assist

- True to the team's "Make Plays for Teammates" motto, Kentucky has done a nice job sharing the basketball this season.
- The Wildcats are averaging 17.3 assists per game, ranking 41st in the country
 - In wins, UK is posting 20.0 assists per game, tied for the 12th-most among power conference schools and the 33rd most in Division I
 - Just eight teams in college basketball have had 27 or more assists in three different games this season: Kentucky, Cornell, Indiana, Lindenwood, Miami (FL), Michigan, SMU and Texas A&M
 - Eight different players are averaging at least 1.0 assist per game
 - Eleven players have at least one game with three or more assists

Dioubate Giving The Cats Something 'Mo'

- Mo Dioubate is having one of the best statistical seasons of his career.
- In the first four games since returning from injury, Dioubate averaged 11.5 points, 7.5 rebounds, 2.0 steals and 1.3 blocks per game. He shot 60.7% from the field
 - Dioubate had 14 points and 12 rebounds for his second double-double of the season in a come-from-behind win over Indiana
 - He added seven offensive rebounds -- the most of any UK player this season against the Hoosiers
 - Dioubate had a career-high five steals in the win over the Hoosiers, also the most swipes for a Kentucky player this season
 - In the win over St. John's, Dioubate had six points, five rebounds and a pair of blocks
 - Dioubate then poured in a season-high-tying 20 points on 9-of-11 shooting in the win over Bellarmine. He added a career-high-tying three blocked shots in the win and a pair of steals
 - Dioubate tied for the team lead with eight rebounds in the SEC opener at Alabama
 - He was huge off the bench in the road win at Tennessee, finishing a team-best +16 while scoring 10 points and grabbing six rebounds, including four on the offensive glass

Oweh! Oweh! Oweh!

- Kentucky senior Ortega Oweh was selected as the Southeastern Conference Co-Player of the Week, it was announced by the league office on Dec. 22. Oweh shared the award, the first weekly honor for UK this season, with Tennessee's Ja'Kobi Gillespie.
- Oweh scored a game-high 20 points as the Wildcats picked up their first win over an Associated Press Top-25 opponent, defeating No. 22 St. John's, 78-66, in the CBS Sports Classic in Atlanta on Saturday
 - UK's star guard also contributed five rebounds and three steals in the winning effort, marking his seventh-consecutive game with multiple steals, the longest streak of his college career
 - Oweh's defensive prowess was paramount in holding the Red Storm to a season-low 33.3 percent field-goal clip, while his 20-point effort was his second outing reaching the 20-point threshold this season. He also made 8-of-9 free throws in the contest

The Long Ball

- A staple Mark Pope team is known for shooting the long ball. Pope has discussed the desire to average 35 3-point attempts per game since he arrived in Lexington.
- Kentucky is currently averaging 8.6 made 3s per game on 24.7 attempts per game through 18 games this season. The Cats are hitting at a 34.9% rate. Kentucky has made 155 thus far on the year.
- In conference play, the Wildcats are shooting 38.7% from long range, the best mark in the conference.

| Points Per Possession | | |
|--|----------|----------|
| Game | Off. PPP | Def. PPP |
| NICHOLLS | 1.10 | 0.73 |
| VALPARAISO | 1.43 | 0.79 |
| at Louisville | 1.14 | 1.25 |
| EASTERN ILLINOIS | 1.46 | 0.78 |
| vs. Michigan State | 0.93 | 1.17 |
| LOYOLA (MD.) | 1.22 | 0.64 |
| TENNESSEE TECH | 1.42 | 0.74 |
| NORTH CAROLINA | 1.00 | 1.05 |
| vs. Gonzaga | 0.84 | 1.34 |
| NC CENTRAL | 1.43 | 0.93 |
| INDIANA | 1.07 | 0.90 |
| vs. St. John's | 1.13 | 0.95 |
| BELLARMINE | 1.48 | 1.27 |
| at Alabama* | 1.03 | 1.24 |
| MISSOURI* | 1.00 | 1.07 |
| MISSISSIPPI STATE* | 1.34 | 0.99 |
| at LSU* | 1.12 | 1.11 |
| at Tennessee* | 1.26 | 1.23 |
| TEXAS* | - | - |
| OLE MISS* | - | - |
| at Vanderbilt* | - | - |
| at Arkansas* | - | - |
| OKLAHOMA* | - | - |
| TENNESSEE* | - | - |
| at Florida* | - | - |
| GEORGIA* | - | - |
| at Auburn* | - | - |
| at South Carolina* | - | - |
| VANDERBILT* | - | - |
| at Texas A&M* | - | - |
| FLORIDA* | - | - |
| Overall | | |
| UK offensive high - 1.48 (BELLARMINE) | | |
| UK offensive SEC high - 1.34 (MISSISSIPPI STATE) | | |
| UK offensive postseason high - | | |
| UK offensive low - 0.84 (vs. Gonzaga) | | |
| UK offensive SEC low - 1.00 (MISSOURI) | | |
| UK offensive postseason low - | | |
| Opp. offensive high - 1.34 (vs. Gonzaga) | | |
| Opp. SEC high - 1.24 (at Alabama) | | |
| Opp. postseason high - | | |
| Opp. offensive low - 0.64 (LOYOLA) | | |
| Opp. SEC low - 0.99 (MISSISSIPPI STATE) | | |
| Opp. postseason low - | | |



NOTES

UK made 11 of 28 (39.3%) in its win over Valpo, marking the first double-digit 3-pointers made of 2025-26. Kentucky then hit 12 at Louisville, 10 against Loyola (Md.), 15 against Tennessee Tech, 12 against NC Central, a season-high 16 in the win over Bellarmine, and 10 at LSU, including eight coming in the second half. The Cats knocked down 11 triples in the comeback win at Tennessee.

Kentucky is 23-4 overall under Mark Pope when eclipsing double-digits from distance, after going 16-3 a season ago.

Some notable UK records:

| Total 3's Made in a Season | Avg. 3's made per game |
|----------------------------|------------------------|
| 1. 2024-25 (341) | 1. 1989-90 (10.04) |
| 2. 1992-93 (340) | 2. 1992-93 (10.0) |
| 3. 2003-24 (327) | 3. 2023-24 (9.91) |
| 4. 1991-92 (317) | 4. 2024-25 (9.47) |
| 5. 1993-94 (301) | 5. 1993-94 (8.85) |

Kam Williams Joins Elite 3-Point Company

Kentucky sophomore guard Kam Williams joined elite company in the UK history books with his 8 of 10 performance from distance in the win over Bellarmine. Williams poured in a career-high 26 points, while making a career-best eight from distance. Notable achievements in that performance:

- Williams matches Jamal Murray's single-game record for 3-point percentage with a minimum of 10 attempts from 3-point range at .800. Murray went 8 for 10 in a win over Florida in 2016
- Williams' eight 3s ranks as the fourth-most in program history in a single game. Jodie Meeks owns the record with 10 makes from distance in a win at Tennessee in 2009
- Williams is the ninth player in program history to have at least one game with eight makes from distance joining: Meeks, Tony Delk, Cameron Mills, Derrick Miller, Eric Bledsoe, Murray, Malik Monk and Immanuel Quickley
- Williams became the first player with eight makes since Quickley had eight in a win at Texas A&M in 2020

"Hoppy" Chandler

Kentucky sophomore guard Collin Chandler has made improvements in his sophomore campaign.

- Chandler is averaging 8.4 points per game
- He has scored in double figures nine times this season after doing so just once last year as a freshman
- He is 32-78 from 3-point range, good for 41.0 percent shooting, the top mark on the team
- He has hit career bests in points (15 vs. Nicholls), rebounds (6, at Louisville), assists (8 vs. NC Central), 3-pointers (4, four times), blocked shots (2, vs. Michigan State), steals (3, two times), and minutes played (34, vs. North Carolina)
- Chandler became the first player in program history to drain at least four 3s in each of the team's first three games
- Chandler earned the No. 1 play on ESPN's Sportscenter for a massive dunk in his record-breaking performance to open the 2025-26 season
- He was named MVP of the BBN United Tipoff Classic, averaging 11 points, 4.0 assists and 3.0 rebounds while shooting 52.9 percent from 3-point range
- He made the inbounds pass to Malachi Moreno for the game-winning buzzer-beater at LSU
- Chandler went 4-of-6 from distance to score 12 points in the road win at Tennessee. It was the most points Chandler has scored against an SEC opponent in his career. He also matched a career-high with three steals, including one which led to the go-ahead basket from Oweh with 34 seconds left

Celebrating the 50th Season of Kentucky Basketball in Rupp Arena

UK Athletics and Rupp Arena at Central Bank Center, proudly managed by Oak View Group, are excited to announce a season-long celebration marking the 50th season of Kentucky men's basketball playing in one of the most iconic venues in college sports.

Since opening its doors in 1976, Rupp Arena has been home to countless unforgettable moments, including four NCAA Championship-winning teams, legendary players and generations of Big Blue Nation faithful.

The milestone season will honor that rich history with a series of in-venue celebrations, social media throwbacks and special broadcast programming through the UK Sports Network

Throughout the 2025-26 season, fans can expect a variety of tributes to the program's storied history, including highlight reels, commemorative content and special recognitions during home games. The celebration will also spotlight the fans who have made Rupp Arena one of the most electric environments in all of sports.

Rupp Arena facts:

- Kentucky is 685-90 (88.4%) all-time in regular-season games
- First game played was a 72-64 win by No. 6 Kentucky over Wisconsin on Saturday, Nov. 27, 1976
- Rick Robey, a junior forward, scored the venue's opening points
- Kentucky has gone undefeated in 14 seasons in the building's history
- The Wildcats set a venue record with 19 single-season wins in 2014-15
- With a victory over Fairleigh Dickinson on Dec. 7, 2019, Kentucky reached the 600-win mark at Rupp Arena faster than any other program in NCAA Division I level history. UK needed just 670 games to reach win No. 600 in Rupp Arena
- The Cats are 54-3 all-time as the AP No. 1 ranked team in Rupp Arena
- As an active UK player, Mark Pope's teams went 25-1 (96.2%) inside of Rupp Arena. He is 20-4 as UK's head coach
- The most points ever scored by Kentucky was 127 in a win over LSU on March 4, 1996
- Kentucky's Derrick Miller (40) has the most points scored by a UK player on Feb. 7, 1990. Navy's David Robinson has the individual scoring record (45) which he achieved on Jan. 25, 1987
- The record crowd was 24,479 on Jan. 2, 2010 in a 71-62 win over Louisville

Learn More About the Cats

Meet the Cats with BBN Tonight



Summer Recap



Ronald McDonald House Visit




Team Bowling



Pope's Gambit, Chess & Basketball



I Know Ball by UKSN



NOTES

- The longest UK winning streak was 54 games from Nov. 9, 2010 to Dec. 1, 2012

Toppling the Top 25

With eight wins over Associated Press Top 25 teams in year one, Mark Pope is already climbing the charts among league coaches. He added his first top-25 victory in year two with the win over St. John's and picked up another at No. 24 Tennessee. A breakdown of AP Top-25 wins among coaches at their respective SEC schools who coached their first three seasons at that program, while playing in the SEC. Porter Moser (Oklahoma) is not included because he did not start his tenure as a member of the SEC.

- Todd Golden (Florida) - 18
- Dennis Gates (Missouri) - 11
- Mark Pope (Kentucky) - 10**
- Chris Jans (Mississippi State) - 10
- Nate Oats (Alabama) - 8

Recapping Year One of the Mark Pope Era

- When his alma mater came calling, Mark Pope knew there was no place like home.
- Pope, a captain of the University of Kentucky's 1996 National Championship team, returned to Lexington as the 23rd head coach of Kentucky's storied men's basketball program on April 12.
- Became the first coach to take a team with zero returning scoring from the year prior to the Sweet 16 of the NCAA Tournament
 - In his first year at the helm, Kentucky set a program record with 341 made 3s and had six players average double-figures for the first time in program history
 - Earned his first career NCAA Tournament win with a victory over Troy in the opening round in 2025
 - Defeated Oklahoma to advance to the SEC Tournament Quarterfinals in his first appearance as coach in the league tournament
 - UK went 8-5 against AP Top 15 opponents in Pope's first season. The eight wins over top-15 teams tied an NCAA record for the most in a single season
 - Otega Oweh scored the team's final 18 points, including the game-winner at Oklahoma to help UK win 83-82. It was the second win of the season by a one-point margin. He got his third one-point win when Oweh scored a second last-second shot against his former club in the SEC Tournament vs. the Sooners. He was the first UK coach (dating back to Rupp) to win two one-point games in his first season as coach, and now has three. Calipari (1-1 in first two such games over first two seasons); Gillispie (0-1), Smith (1-1 over first two seasons), Pitino (1-1 over first two seasons), Sutton (2-0, both occurred in second season), Hall (0-2 in his first year), Rupp (1-1, both in second season)
 - Pope picked up his 200th career win as Kentucky defeated Mississippi State on Jan. 11. It also marked his first win in a "true" road game as head coach of the Wildcats
 - With his win over No. 6 Florida on Jan. 4, Pope became just the second Kentucky head coach to win their first three matchups against AP Top 10 opponents. He joins Adolph Rupp who won his first seven such games from 1948-51.
 - Pope was victorious in his first Kentucky vs. Louisville showdown as head coach, earning a 93-85 win over the Cards. The scoreline was the same as Rick Pitino's first win over Louisville at UK back in 1990
 - Kentucky matched the largest halftime deficit overcome in program history when rallying from 16 down at the intermission to eventually beat No. 7 Gonzaga in overtime. Pope joined Adolph Rupp as the only two coaches in program history to win their first two games against AP top 10 ranked opponents
 - UK set a single-game program record by connecting on 80.5% of its 2-point attempts in a win over Georgia State on Nov. 29. The previous record was 78.1% set vs. Lamar on Dec. 13, 1986
 - The Wildcats connected on 10 or more 3s in each of the first five games of the season for the first time in program history
 - Came back from a nine-point halftime deficit to down No. 6 Duke in the Champions Classic in just his third game as UK's head coach, the quickest coach at Kentucky to win a game against an AP Top 10 opponent
 - Coached UK to a season-opening win by a 103-62 win, a 41-point margin. The 103 points were the most for a Kentucky coach in a debut game. The previous high was 88 points vs. Morehead State in Tubby Smith's first game in 1997

Kentucky's 2025-26 Team

- A season after not returning a single player to their roster, the Wildcats have assembled a mix of returning players, first-year collegiate performers and talented transfers. Here's a snapshot of UK's roster:
- **Otega Oweh, Senior, Guard:** Preseason All-America candidate and SEC Player of the Year | Set career highs in points per game (16.2), rebounds per game (4.7), assists per game (1.7) and steals per game (1.6) in his junior campaign with the Cats
 - **Denzel Aberdeen, Senior, Guard:** A member of Florida's 2025 National Championship squad | Averaged 7.7 points in 39 appearances with five starts a season ago | Had back-to-back 20-point games, scoring 20 on the road at Mississippi State and a career-high 22 points on five made 3s vs. South Carolina | Averaged 14.4 points and shot 41.4 percent from 3-point range in his five starts
 - **Jasper Johnson, Freshman, Guard:** Five-star prospect, ranked as a top-25 prospect in the class | Won gold at the 2025 FIBA U19 Men's World Cup with Team USA this summer.
 - **Kam Williams, Sophomore, Guard:** Started 28 of the 33 games played during his freshman campaign at Tulane | Logged 14 double-figure scoring efforts and shot 41.2 percent from 3-point range | Put up a season-high 24 points in the regular-season finale vs. UAB
 - **Andrija Jelavić, Sophomore, Forward:** Played for Mega Superbet in the Adriatic League, averaging 11.0 points, 7.4 rebounds, 1.5 assists and 1.0 steals | Played at the 2022 U18 Euro Championships averaging 11.3 points, 11.0 rebounds and 2.4 assists per game in seven outings
 - **Collin Chandler, Sophomore, Guard:** Saw action in 30 games during his freshman campaign | Hit a 3-pointer in each of the team's final seven games | Logged 60 of his 82 points over the final 11 games of the season for an average of 5.5 points per game
 - **Trent Noah, Sophomore, Forward:** Appeared in 24 games during debut season | Averaged 2.7 points and 1.9 rebounds per game | Was key in home win over Tennessee, finishing with a season-best 11 points while hitting three 3s in the game. He became just the

Week-by-Week Rankings

| Week | AP | Coaches | NET | KenPom |
|---------|----|---------|-----|--------|
| Nov. 3 | 9 | 9 | - | 4 |
| Nov. 10 | 9 | 8 | - | 1 |
| Nov. 17 | 12 | 13 | - | 4 |
| Nov. 24 | 19 | 18 | | 12 |
| Dec. 1 | 18 | 18 | 15 | 11 |
| Dec. 8 | RV | RV | 31 | 20 |
| Dec. 15 | RV | RV | 27 | 19 |
| Dec. 22 | RV | RV | 22 | 18 |
| Dec. 29 | RV | RV | 25 | 19 |
| Jan. 5 | RV | RV | 31 | 24 |
| Jan. 12 | NR | NR | 35 | 26 |
| Jan. 19 | RV | RV | 28 | 24 |
| Jan. 26 | | | | |
| Feb. 2 | | | | |
| Feb. 9 | | | | |
| Feb. 16 | | | | |
| Feb. 23 | | | | |
| Mar. 2 | | | | |
| Mar. 9 | | | | |
| Mar. 16 | | | | |
| Mar. 23 | | | | |
| Mar. 30 | | | | |

Clutch Free Throws

| Free throws during a two-possession game (six points or less) at any point with 3:00 or less to play or overtime: | | |
|---|-------------|-------------|
| Player | FTs | Pct. |
| Malachi Moreno | 2-2 | 1.000 |
| Collin Chandler | 1-2 | .500 |
| Otega Oweh | 3-7 | .429 |
| Kentucky | 6-11 | .545 |

All-Time Winningest Schools

| SCHOOL | WINS |
|---------------------------|--------------|
| 1. Kentucky | 2,434 |
| 2. Kansas | 2,427 |
| 3. North Carolina | 2,409 |
| 4. Duke | 2,352 |
| 5. UCLA | 2,037 |
| 6. Temple | 2,021 |
| 7. Syracuse | 2,019 |
| 8. Notre Dame | 1,988 |
| 9. St. John's | 1,986 |
| 10. Purdue | 1,970 |
| *Through games on Jan. 17 | |



NOTES

third player in program history to connect on three or more 3s off the bench against an AP Top 5 opponent

- **Brandon Garrison, Junior, Forward:** Averaged 5.9 points, 3.9 rebounds and 1.9 assists per game as a sophomore | Had a season-high 15 points, four assists, three steals and two boards in the home finale against LSU
- **Jaland Lowe, Junior, Guard:** Preseason Third-Team All-SEC by media | Led Pitt in scoring at 16.8 points per game and was one of eight players in Division I to average at least 16.5 points, 4.0 rebounds and 5.5 assists | Recorded sixth triple-double in Pitt history with 11 points, 10 rebounds and 10 assists vs. VMI
- **Jayden Quaintance, Sophomore, Forward:** Started all 24 games in which he played with Arizona State as a freshman, averaging 9.4 points, 7.9 rebounds, 2.6 blocks and 1.5 assists while shooting 52.5 percent from the field | Big 12 All-Freshman Team and Big 12 All-Defensive Team selection | Set Arizona State freshman records for total blocked shots (63) and rebounds per game (7.9)
- **Braydon Hawthorne, Freshman, Forward:** Consensus four-star prospect ranked the No. 33 overall player in the final class of 2025 rankings by 247Sports | Played his final high school season at Huntington Prep, averaging 23.5 points, 6.0 rebounds and 4.0 assists per game
- **Mo Dioubate, Junior, Forward:** Played in all 37 games for Alabama, helping the team reach the Elite Eight as a No. 2 seed as a sophomore | Averaged 7.2 points, 5.9 rebounds and 1.1 assists per game | Recorded six double-doubles, including four against SEC opponents
- **Malachi Moreno, Freshman, Center:** Attended Great Crossing High School where he earned Mr. Kentucky Basketball honors after leading school to state title as a senior | Averaged 21.5 points, 14.9 rebounds, 3.6 blocks and 3.5 assists during senior season | McDonald's All-American
- **Reece Potter, Junior, Forward:** Appeared in 30 games for the RedHawks as a sophomore and averaged 6.5 points and 3.7 rebounds

From Lex, to the League, and Back Again

Mark Pope brings a unique background and experience to Kentucky as the 23rd head coach of the men's basketball program.

- Mark Pope is one of 51 head coaches at the NCAA Division I level that is the head coach at his alma mater
- Mark Pope is one of 22 head coaches at the NCAA Division I level that played in the NBA
- Mark Pope is one of just five head coaches at the NCAA Division I level who played college basketball, played in the NBA, and now coach at their alma mater (Hubert Davis - UNC, Penny Hardaway - Memphis, Speedy Claxton - Hofstra, Larry Stewart - Coppin State)

Associated Press Poll All-Time Leader

Not only is Kentucky the nation's all-time wins leader and the team with the best all-time winning percentage, it has been ranked in the Associated Press more than any other program. Kentucky has been ranked in the AP poll during 996 weeks in the poll's 77-year history. North Carolina (973), Duke (925), Kansas (887) and UCLA (749) round out the top five.

The Wildcats were ranked No. 1 for the first time in the second month of the poll in Feb. 1949. UK has played a total of 252 games as the nation's top-ranked team.

The Nov. 18, 2024 jump from No. 19 to No. 9 was the largest single-week rise for Kentucky in program history (10 spots). The previous record was a nine-spot jump accomplished in February of 2001.

Kentucky Boasts Nation-Leading 27 Players on NBA Opening-Day Rosters

The 2025-26 NBA season tipped off on Oct. 21st and Kentucky men's basketball continued its extensive presence with a nation-leading 27 players featured on opening day rosters across the league. It marks the 14th consecutive season in which Kentucky has set the benchmark for alumni in The Association.

The total of 27 players is based off the NBA's official opening-day roster list and includes all two-way and inactive players.

UK is represented on 20 NBA franchises, with seven teams featuring multiple Wildcats on their rosters. The Phoenix Suns lead the league with three UK products, while the Dallas Mavericks, Miami Heat, Minnesota Timberwolves, Oklahoma City Thunder, Philadelphia 76ers and San Antonio Spurs each have two.

Two Cats from the 2024-25 Kentucky Wildcats earned spots in the NBA to begin the season including Koby Brea on the Phoenix Suns and Amari Williams on the Boston Celtics.

Kentucky's decorated NBA group is coming off a highly successful 2024-25 season. Shai Gilgeous-Alexander became the first Kentucky men's basketball product to capture the NBA Most Valuable Player award on his way to leading the Oklahoma City Thunder to an NBA Championship alongside Cason Wallace. Gilgeous-Alexander was joined by Karl-Anthony Towns as an All-NBA performer. Those two, along with Anthony Davis and Tyler Herro, were selected as NBA All-Stars.

Wildcats in the NBA (27)

- | | |
|---|--|
| Bam Adebayo – Miami Heat | Devin Booker – Phoenix Suns |
| Koby Brea – Phoenix Suns | Anthony Davis – Los Angeles Lakers |
| Rob Dillingham – Minnesota Timberwolves | Justin Edwards – Philadelphia 76ers |
| De'Aaron Fox – San Antonio Spurs | Shai Gilgeous-Alexander – OKC Thunder |
| Tyler Herro – Miami Heat | Isaiah Jackson – Indiana Pacers |
| Keldon Johnson – San Antonio Spurs | Tyrese Maxey – Philadelphia 76ers |
| Malik Monk – Sacramento Kings | Jamal Murray – Denver Nuggets |
| Immanuel Quickley – Toronto Raptors | Julius Randle – Minnesota Timberwolves |
| Antonio Reeves – Charlotte Hornets | Nick Richards – Phoenix Suns |
| Shaedon Sharpe – Portland Trail Blazers | Reed Sheppard – Houston Rockets |
| Jacob Toppin – Atlanta Hawks | Karl-Anthony Towns – New York Knicks |
| Oscar Tshiebwe – Utah Jazz | Jarred Vanderbilt – Los Angeles Lakers |
| Cason Wallace – OKC Thunder | PJ Washington – Dallas Mavericks |
| Amari Williams – Boston Celtics | |

Notable nuggets about UK's NBA stars:

- Shai Gilgeous-Alexander (Thunder) and Tyrese Maxey (76ers) were named the Western and Eastern Conference Players of the Week, respectively, on Nov. 3
- Gilgeous-Alexander registered his 93rd consecutive game with at least 20 points scored in a win over the Trail Blazers on Nov. 30. That streak is now the second-longest in NBA history, trailing only Wilt Chamberlain's streak of 126 games.
- Koby Brea (Suns) and Amari Williams (Celtics) both scored their first career points early in the season. Brea had a layup vs. the Spurs on Nov. 2, while Williams' first tally came on a left-handed hook in the lane on Nov. 1 vs. the Rockets
- Only two players in NBA history have opened a season with 10 straight games of at least 25 points scored and at least five assists dished: Maxey in 2025-26 and Allen Iverson in 2005-06
- Reed Sheppard (Rockets) scored a career-high 31 points and had a career-best nine boards against the Warriors on Nov. 26. He became the second youngest player in Houston history to record 30+ points, 8+ boards and 5+ assists in a game
- De'Aaron Fox (Spurs) had 37 points, the most in his career as a Spur, and added eight assists in a win over Portland on Nov. 26
- Jamal Murray (Nuggets) poured in 52 points and drained a career-best 10 of 11 from distance on Dec. 2 vs. the Pacers. He was named NBA Player of the Week on Dec. 8
- As of Dec. 5, Gilgeous-Alexander in his last 100 regular-season games had the following stats (3,243 points, 637 assists, 164 steals, 52.3 field-goal percentage) - the only other player to match or exceed those numbers over a 100-game span since steals began being tracked was Michael Jordan
- Karl-Anthony Towns and the Knicks claimed the NBA Cup on Dec. 16. Towns had 16 points, 11 rebounds and a pair of steals in the win. The Knicks downed De'Aaron Fox and Keldon Johnson from the Spurs. Fox had 16 points and nine assists in the loss, while Johnson posted three points and four boards
- Karl-Anthony Towns (Knicks), De'Aaron Fox (Spurs), and Shai Gilgeous-Alexander (Thunder), were all named to the NBA Cup All-Tournament Team
- Jamal Murray (Nuggets) had 35 points and 10 assists, while making nine 3s. He's the first player in the history of the NBA to have those numbers in a Christmas Day game
- TyTy Washington (Clippers) was signed to a two-way contract in late December pushing UK's numbers to 28 players on NBA Rosters in 2025-26
- Karl-Anthony Towns (Knicks) became the fastest player in NBA history to amass 15,000 points, 7,500 rebounds and 1,000 3-pointers. He did so in just 677 games, bettering Dirk Nowitzki's mark of 879 outings
- Shai Gilgeous-Alexander was named the Western Conference Player of the Month for the month of December
- Shai Gilgeous-Alexander and Tyrese Maxey were named 2026 NBA All-Star starters. UK was the only school with multiple former players tabbed starters for this year's All-Star game

KENTUCKY BY THE NUMBERS

| Date | Opponent | Result | Points | Rebounds | Assists | Steals | Blocks |
|-------|---------------------------------|-----------|------------------|----------------|-----------------|-----------------|-----------------|
| N. 4 | NICHOLLS ¹ | W, 77-51 | Chandler - 15^ | Moreno - 9^ | Aberdeen - 6^ | Chandler - 2^ | Three with - 1^ |
| N. 7 | VALPARAISO ¹ | W, 107-59 | Moreno - 18^ | Moreno - 10^ | Two with - 5^ | Three with - 1 | Five with - 1 |
| N. 11 | at Louisville | L, 96-88 | Aberdeen - 26 | Aberdeen - 7 | Lowe - 5^ | Oweh - 2 | Three with - 1 |
| N. 14 | EASTERN ILLINOIS ¹ | W, 99-53 | Dioubate - 20^ | Dioubate - 11^ | Johnson - 7^ | Three with - 2^ | Dioubate - 2 |
| N. 18 | vs. Michigan State ² | L, 83-66 | Oweh - 12 | Four with - 4 | Two with - 3 | Aberdeen - 3^ | Chandler - 2^ |
| N. 21 | LOYOLA (MD.) | W, 88-46 | Two with - 13^ | Garrison - 11^ | Aberdeen - 6^ | Two with - 3^ | Moreno - 4^ |
| N. 26 | TENNESSEE TECH | W, 104-54 | Three with - 16^ | Moreno - 11^ | Chandler - 5^ | Aberdeen - 3^ | Moreno - 2^ |
| D. 2 | NORTH CAROLINA ³ | L, 67-64 | Oweh - 16 | Moreno - 9 | Aberdeen - 4 | Three with - 2^ | Moreno - 3^ |
| D. 5 | vs. Gonzaga ⁴ | L, 94-59 | Oweh - 16 | Oweh - 5 | Oweh - 5 | Chandler - 3^ | - |
| D. 9 | NC CENTRAL | W, 103-67 | Johnson - 22^ | Two with - 7^ | Chandler - 8^ | Oweh - 4^ | Moreno - 2^ |
| D. 13 | INDIANA | W, 72-60 | Dioubate - 14 | Dioubate - 12^ | Moreno - 3^ | Dioubate - 5^ | Moreno - 2^ |
| D. 20 | vs. St. John's ⁵ | W, 78-66 | Oweh - 20^ | Moreno - 9^ | Three with - 3^ | Oweh - 3^ | Three with - 2^ |
| D. 23 | BELLARMINE | W, 99-85 | Williams - 26^ | Oweh - 8^ | Oweh - 10^ | Three with - 2 | Dioubate - 3^ |
| J. 3 | at Alabama* | L, 89-74 | Oweh - 22 | Two with - 8 | Oweh - 3 | Lowe - 2 | Garrison - 3^ |
| J. 7 | MISSOURI* | L, 73-68 | Oweh - 20 | Oweh - 5 | Two with - 4 | Oweh - 4^ | Moreno - 3^ |
| J. 10 | MISSISSIPPI STATE* | W, 92-68 | Oweh - 22^ | Moreno - 8 | Moreno - 6^ | Oweh - 5^ | Two with - 1 |
| J. 14 | at LSU* | W, 75-74 | Oweh - 21^ | Moreno - 8^ | Aberdeen - 4^ | Two with - 2^ | Three with - 1 |
| J. 17 | at Tennessee* | W, 80-78 | Aberdeen - 22 | Two with - 6 | Johnson - 4 | Chandler - 3^ | Moreno - 4^ |
| J. 21 | TEXAS* | | | | | | |
| J. 24 | OLE MISS* | | | | | | |
| J. 27 | at Vanderbilt* | | | | | | |
| J. 31 | at Arkansas* | | | | | | |
| F. 4 | OKLAHOMA* | | | | | | |
| F. 7 | TENNESSEE* | | | | | | |
| F. 14 | at Florida* | | | | | | |
| F. 17 | GEORGIA* | | | | | | |
| F. 21 | at Auburn* | | | | | | |
| F. 24 | at South Carolina* | | | | | | |
| F. 28 | VANDERBILT* | | | | | | |
| M. 3 | at Texas A&M* | | | | | | |
| M. 7 | FLORIDA* | | | | | | |

All home games in **BOLD CAPS**

*SEC game, ^game high

1 - BBN United Tipoff Classic (Rupp Arena | Lexington, Ky.)

2 - Champions Classic (Madison Square Garden | New York)

3 - ACC/SEC Challenge (Rupp Arena | Lexington, Ky.)

4 - Bridgestone Arena | Nashville, Tenn.

5 - CBS Sports Classic (State Farm Arena | Atlanta)

6 - SEC Tournament (Bridgestone Arena | Nashville, Tenn.)

Times Led

Oweh - 9
Aberdeen - 3
Chandler - 2
Dioubate - 2
Williams - 2
Johnson - 1
Moreno - 1
Noah - 1

Times Led

Moreno - 10
Oweh - 6
Dioubate - 4
Garrison - 2
Aberdeen - 1
Chandler - 1

Times Led

Aberdeen - 6
Oweh - 5
Chandler - 3
Johnson - 3
Lowe - 3
Moreno - 3

Times Led

Oweh - 9
Chandler - 5
Aberdeen - 4
Dioubate - 4
Lowe - 2
Moreno - 2
Noah - 1
Williams - 1

Times Led

Moreno - 10
Dioubate - 5
Chandler - 3
Garrison - 3
Williams - 3
Oweh - 2
Jelavic - 1
Johnson - 1
Lowe - 1
Quaintance - 1

MISCELLANEOUS STATS

| Game Leaders | | | | | | | Games With ... | | | | | | | |
|--------------|--------------------|--------|----------|--------|---------|--------|----------------|---------|----------|----------|---------|---------|--------|---------------|
| No. | Name | Points | Rebounds | Blocks | Assists | Steals | 10+ Pts | 20+ Pts | 10+ Rebs | 3+ Assts | 3+ Blks | 3+ Stls | 3+ 3s | Double-Double |
| 00 | Otega Owesh* | 9 (29) | 6 (13) | 2 (21) | 5 (9) | 9 (56) | 18 (73) | 6 (22) | 0 (2) | 9 (22) | 0 (0) | 5 (23) | 3 (4) | 1 (3) |
| 1 | Denzel Aberdeen* | 3 (6) | 1 (1) | 0 (1) | 6 (8) | 4 (10) | 11 (24) | 2 (5) | 0 (0) | 10 (19) | 0 (0) | 2 (4) | 4 (7) | 0 (0) |
| 2 | Jasper Johnson | 1 (1) | 0 (0) | 1 (1) | 3 (3) | 0 (0) | 3 (3) | 1 (1) | 0 (0) | 7 (7) | 0 (0) | 0 (0) | 2 (2) | 0 (0) |
| 3 | Kam Williams* | 2 (4) | 0 (6) | 3 (16) | 0 (2) | 1 (17) | 3 (17) | 1 (2) | 0 (2) | 2 (7) | 0 (3) | 1 (7) | 1 (10) | 0 (1) |
| 4 | Andrija Jelavic | 0 (0) | 0 (0) | 1 (1) | 0 (0) | 0 (0) | 3 (3) | 0 (0) | 1 (1) | 1 (1) | 0 (0) | 0 (0) | 0 (0) | 0 (0) |
| 5 | Collin Chandler | 2 (2) | 1 (1) | 3 (3) | 3 (3) | 5 (12) | 9 (10) | 0 (0) | 0 (0) | 8 (10) | 0 (0) | 2 (3) | 5 (6) | 0 (0) |
| 9 | Trent Noah | 1 (1) | 0 (0) | 0 (0) | 0 (0) | 1 (2) | 2 (3) | 0 (0) | 0 (0) | 1 (1) | 0 (0) | 0 (0) | 2 (3) | 0 (0) |
| 10 | Brandon Garrison* | 0 (2) | 2 (17) | 3 (31) | 0 (5) | 0 (16) | 1 (18) | 0 (3) | 1 (3) | 1 (15) | 1 (10) | 0 (4) | 0 (0) | 0 (1) |
| 11 | Walker Horn | 0 (0) | 0 (0) | 0 (0) | 0 (0) | 0 (0) | 0 (0) | 0 (0) | 0 (0) | 0 (0) | 0 (0) | 0 (0) | 0 (0) | 0 (0) |
| 15 | Jaland Lowe* | 0 (17) | 0 (6) | 1 (5) | 3 (44) | 2 (21) | 3 (46) | 1 (13) | 0 (2) | 3 (49) | 0 (0) | 0 (9) | 0 (4) | 0 (2) |
| 20 | Zach Tow | 0 (0) | 0 (0) | 0 (0) | 0 (0) | 0 (0) | 0 (0) | 0 (0) | 0 (0) | 0 (0) | 0 (0) | 0 (0) | 0 (0) | 0 (0) |
| 21 | Jayden Quaintance* | 0 (2) | 0 (16) | 1 (20) | 0 (2) | 0 (10) | 1 (12) | 0 (1) | 0 (9) | 0 (4) | 0 (11) | 0 (3) | 0 (0) | 0 (6) |
| 22 | Braydon Hawthorne | 0 (0) | 0 (0) | 0 (0) | 0 (0) | 0 (0) | 0 (0) | 0 (0) | 0 (0) | 0 (0) | 0 (0) | 0 (0) | 0 (0) | 0 (0) |
| 23 | Mo Dioubate* | 2 (3) | 4 (15) | 5 (19) | 0 (1) | 3 (15) | 6 (21) | 2 (3) | 2 (9) | 1 (4) | 1 (4) | 1 (3) | 0 (1) | 2 (8) |
| 24 | Malachi Moreno | 1 (1) | 10 (10) | 9 (9) | 3 (3) | 2 (2) | 7 (7) | 0 (0) | 2 (2) | 5 (5) | 4 (4) | 2 (2) | 0 (0) | 2 (2) |
| 33 | Reece Potter* | 0 (3) | 0 (3) | 0 (14) | 0 (2) | 0 (5) | 0 (11) | 0 (0) | 0 (0) | 0 (6) | 0 (2) | 0 (1) | 0 (2) | 0 (0) |

Career total in (parentheses); *includes pre-UK career

| Starting Lineups | | | | | | |
|------------------|----------|----------|----------|------------|-------|-----|
| Guard | Guard | G/F | Forward | Forward | Games | W-L |
| Aberdeen | Chandler | Owesh | Dioubate | Garrison | 4 | 2-2 |
| Aberdeen | Chandler | Owesh | Williams | Moreno | 4 | 2-2 |
| Aberdeen | Chandler | Owesh | Dioubate | Moreno | 3 | 2-1 |
| Aberdeen | Chandler | Owesh | Noah | Moreno | 2 | 2-0 |
| Aberdeen | Owesh | Williams | Jelavic | Moreno | 2 | 2-0 |
| Lowe | Aberdeen | Owesh | Dioubate | Moreno | 1 | 1-0 |
| Lowe | Aberdeen | Owesh | Dioubate | Quaintance | 1 | 0-1 |
| Chandler | Owesh | Noah | Dioubate | Garrison | 1 | 1-0 |

| Streaks | | Miscellaneous | |
|------------------------------------|--------|------------------------------|--|
| Overall | Won 3 | Charges Drawn | |
| Unranked AP teams anywhere | Won 2 | Collin Chandler - 1 | |
| Ranked AP teams anywhere | Won 1 | First Sub | |
| Home | Won 1 | Brandon Garrison - 6 | |
| Home AP ranked teams | Lost 2 | Jasper Johnson - 6 | |
| Home AP unranked teams | Won 1 | Malachi Moreno - 5 | |
| Home SEC | Won 1 | Jaland Lowe - 4 | |
| Home nonconference | Won 3 | Andrija Jelavic - 2 | |
| Home AP ranked SEC | Lost 1 | Collin Chandler - 2 | |
| Home AP unranked SEC | Won 1 | Jayden Quaintance - 2 | |
| Home AP ranked nonconference | Lost 1 | Mo Dioubate - 1 | |
| Home AP unranked nonconference | Won 17 | Kam Williams - 1 | |
| Road | Won 2 | 5-Second Violations | |
| Road AP ranked teams | Won 1 | Kentucky - 0 | |
| Road AP unranked teams | Won 2 | Opponent - 0 | |
| Road SEC | Won 2 | 10-Second Violations Forced | |
| Road nonconference | Lost 2 | Kentucky - 1 | |
| Road AP ranked SEC | Won 1 | Opponent - 0 | |
| Road AP unranked SEC | Won 2 | Shot-Clock Violations Forced | |
| Road AP ranked nonconference | Lost 2 | Kentucky - 10 | |
| Road AP unranked nonconference | Lost 1 | Opponent - 10 | |
| Neutral | Won 1 | Tipoffs (including OT) | |
| Neutral AP ranked teams | Won 1 | Kentucky - 13 | |
| Neutral AP unranked teams | Won 3 | Opponent - 5 | |
| Neutral SEC Tournament | Lost 1 | 3-Point Plays | |
| Neutral nonconference | Won 1 | Malachi Moreno - 4 | |
| Neutral AP ranked SEC Tournament | Lost 4 | Denzel Aberdeen - 3 | |
| Neutral AP unranked SEC Tournament | Won 1 | Mo Dioubate - 3 | |
| Neutral AP ranked nonconference | Won 1 | Otega Owesh - 3 | |
| Neutral AP unranked nonconference | Won 2 | Brandon Garrison - 2 | |
| | | Jasper Johnson - 2 | |
| | | Jaland Lowe - 2 | |
| | | 4-Point Plays | |
| | | Jaland Lowe - 1 | |

| Active Consecutive Made Career Starts | |
|--|----|
| Otega Owesh | 55 |
| Denzel Aberdeen | 17 |
| Malachi Moreno | 3 |
| Andrija Jelavic | 2 |
| Kam Williams | 2 |
| Active Consecutive Made Free Throws | |
| Kam Williams | 10 |
| Jasper Johnson | 9 |
| Trent Noah | 8 |
| Mo Dioubate | 2 |
| Andrija Jelavic | 1 |
| Malachi Moreno | 1 |
| Active Consecutive Games Played with a 3-Pointer | |
| Otega Owesh | 5 |
| Denzel Aberdeen | 4 |
| Collin Chandler | 3 |
| Andrija Jelavic | 3 |
| Jasper Johnson | 1 |

| Kentucky's Record When ... | | |
|------------------------------------|------|-----|
| KENTUCKY RECORD | ALL | SEC |
| Leading at halftime: | 8-0 | 1-0 |
| Tied at the half: | 0-1 | 0-0 |
| Trailing at halftime: | 4-5 | 2-2 |
| Shoot 50% or better: | 6-0 | 1-0 |
| Shoot less than 50%: | 6-6 | 2-2 |
| Shoot higher % than opp.: | 11-2 | 2-0 |
| Shoot lower % than opp.: | 1-4 | 1-2 |
| Opp. shoot worse than 40%: | 7-0 | 0-0 |
| Opp. shoot 40% or higher: | 5-6 | 3-2 |
| Score less than 60 points: | 0-1 | 0-0 |
| Score 60-69 points: | 0-3 | 0-1 |
| Score 70-79 points: | 4-1 | 1-1 |
| Score 80-89 points: | 2-1 | 1-0 |
| Score 90-99 points: | 3-0 | 1-0 |
| Score 100+ points: | 3-0 | 0-0 |
| Opp. score less than 60 pts.: | 5-0 | 0-0 |
| Opp. score 60-69 pts.: | 4-1 | 1-0 |
| Opp. score 70-79 pts.: | 2-1 | 2-1 |
| Opp. score 80-89 points: | 1-2 | 0-1 |
| Opp. score 90-99 points: | 0-2 | 0-0 |
| Opp. score 100+ points: | 0-0 | 0-0 |
| Outrebounded by opponent: | 9-2 | 1-1 |
| Outrebounded by opponent: | 3-4 | 2-1 |
| Equal number of rebounds: | 0-0 | 0-0 |
| More turnovers than opp.: | 9-2 | 3-0 |
| Same turnovers as opp.: | 0-0 | 0-0 |
| More turnovers than opp.: | 3-4 | 0-2 |
| Make 10 or more 3-pointers: | 7-1 | 2-0 |
| Make 9 or fewer 3-pointers: | 5-5 | 1-2 |
| Games decided by 5 or fewer: | 2-2 | 2-1 |
| Overtime games: | 0-0 | 0-0 |
| Kentucky RECORD | | |
| ALL | SEC | |
| On ABC: | 0-0 | 0-0 |
| On CBS: | 1-0 | 0-0 |
| On ESPN/ESPN2/ESPNU: | 2-6 | 1-2 |
| On SEC Network: | 4-0 | 2-0 |
| On ESPN+/SEC Network+: | 5-0 | 0-0 |
| On TBS/truTV | 0-0 | 0-0 |
| Games vs. AP ranked opp.: | 2-5 | 1-1 |
| Games following a loss: | 4-2 | 1-1 |
| More points in the paint: | 10-3 | 2-1 |
| Fewer or same points in the paint: | 2-3 | 1-1 |
| More bench points than opp.: | 11-3 | 2-2 |
| Fewer or same bench pts.: | 1-3 | 1-0 |
| More second-chance points: | 11-4 | 3-2 |
| Fewer or same second-chance pts.: | 1-2 | 0-0 |
| More points off TOs: | 9-3 | 3-1 |
| Fewer or same points off TOs: | 3-3 | 0-1 |
| More fastbreak points | 11-6 | 2-2 |
| Fewer or same fastbreak points | 1-0 | 1-0 |
| On Monday: | 0-0 | 0-0 |
| On Tuesday: | 3-3 | 0-0 |
| On Wednesday | 2-1 | 1-1 |
| On Thursday: | 0-0 | 0-0 |
| On Friday: | 3-1 | 0-0 |
| On Saturday: | 4-1 | 2-1 |
| On Sunday: | 0-0 | 0-0 |
| In November | 5-2 | 0-0 |
| In December | 4-2 | 0-0 |
| In January | 3-2 | 3-2 |
| In February | 0-0 | 0-0 |
| In March | 0-0 | 0-0 |
| In April | 0-0 | 0-0 |
| In White Uniforms | 10-4 | 1-1 |
| In Blue Uniforms | 2-2 | 2-1 |

| Dunk Tracker | | | | | | |
|-------------------------|------------------|--------------------------|------------|--------|-----|----|
| Player | Dunks in 2025-26 | Dunks in Career | | | | |
| Otega Owesh | 21 | 100 | | | | |
| Brandon Garrison | 12 | 56 | | | | |
| Jayden Quaintance | 2 | 35 | | | | |
| Malachi Moreno | 34 | 34 | | | | |
| Reece Potter | - | 23 | | | | |
| Mouhamed Dioubate | 7 | 23 | | | | |
| Kam Williams | 7 | 17 | | | | |
| Denzel Aberdeen | 5 | 15 | | | | |
| Collin Chandler | 5 | 5 | | | | |
| Andrija Jelavic | 3 | 3 | | | | |
| Jaland Lowe | - | 1 | | | | |
| Trent Noah | 1 | 1 | | | | |
| Fast Facts | | First Points of the Game | | | | |
| Shooting Percentage | .481 | Player | Dunk/Layup | Jumper | 3PT | FT |
| Avg. Assists Per Game | 17.3 | Denzel Aberdeen | | 1 | | 1 |
| Points Off Turnovers | 16.3 | Collin Chandler | 2 | | | |
| Second-Chance Points | 13.7 | Mo Dioubate | 1 | | | |
| Points in the Paint | 38.6 | Brandon Garrison | 1 | | | |
| Fast Break Points | 18.3 | Andrija Jelavic | 1 | | | 1 |
| Bench Points | 32.1 | Malachi Moreno | | 1 | | |
| Points Per Possession | 1.190 | Trent Noah | 1 | | 1 | |
| Avg. Time of Possession | 15.8 | Otega Owesh | 2 | 2 | | 2 |
| | | Kam Williams | 1 | | | |



THE LAST TIME UK ...

INDIVIDUALS

SCORING

Scored 25 points: Kam Williams (26), BELLARMINE, 12/23/25
Scored 30 points: Lamont Butler (33), LOUISVILLE, 12/14/24
Scored 35 Points: Rob Dillingham (35) vs. TENNESSEE, 2/3/24
Scored 40 points: Malik Monk (47) vs. North Carolina, 12/17/16
Scored 45 points: Malik Monk (47) vs. North Carolina, 12/17/16
Scored 50 points: Jodie Meeks (54) at Tennessee, 1/13/09
Scored 55 points: Never
Two players had 20 points: Otega Owhe (22), Jaland Lowe (21), at Alabama, 1/3/26
Three players had 20 points: Tre Mitchell (22), D.J. Wagner (22) and Antonio Reeves (20) vs. SAINT JOSEPH'S, 11/20/23
Two players had 30 points: Patrick Patterson (33) and Jodie Meeks (32) vs. TENNESSEE STATE, 12/22/08
Scored 20 points in two straight games: Otega Owhe (4), 1/3/26-1/14/26
Scored 20 points in three straight games: Otega Owhe (4), 1/3/26-1/14/26
Scored 20 points in four straight games: Otega Owhe (4), 1/3/26-1/14/26
Scored 20 points in five straight games: Antonio Reeves (7), 2/17/24-3/9/24
Scored 20 points in six straight games: Antonio Reeves (7), 2/17/24-3/9/24
Scored 20 points in seven straight games: Antonio Reeves (7), 2/17/24-3/9/24
Scored 20 points in eight straight games: Jamal Murray (12), 2/2/16 - 3/12/16
Scored 20 points in nine straight games: Jamal Murray (12), 2/2/16 - 3/12/16
Scored 20 points in 10 straight games: Jamal Murray (12), 2/2/16 - 3/12/16
Scored 20 points in 11 straight games: Jamal Murray (12), 2/2/16 - 3/12/16
Scored 20 points in 12 straight games: Jamal Murray (12), 2/2/16 - 3/12/16
Scored 20 points in 15 straight games: Dan Issel (18), 12/1/69 - 2/7/70
Scored 25 points in two straight games: Antonio Reeves (2) 12/23/23 - 12/29/23
Scored 25 points in three straight games: Tayshaun Prince (3), 3/11/01-3/17/01
Scored 30 points in two straight games: Jodie Meeks vs. Appalachian State (46), 12/20/08; vs. TENNESSEE STATE (32), 12/22/08
Scored 30 points in three straight games: Dan Issel (6) 2/14/70 - 3/2/70
Scored in double figures in 10 straight games: Otega Owhe (21), 3/21/25-1/17/26
Scored in double figures in 15 straight games: Otega Owhe (21), 3/21/25-1/17/26
Scored in double figures in 20 straight games: Otega Owhe (21), 3/21/25-1/17/26
Scored in double figures in 25 straight games: Otega Owhe (26), 11/4/24-2/19/25
Scored in double figures in 30 straight games: Malik Monk (30), 11/11/16-2/28/17
Scored in double figures in 33 straight games: Jamal Murray (34), 11/17/15 - 3/19/16
Scored in double figures in 34 straight games: Jamal Murray (34), 11/17/15 - 3/19/16
Scored in double figures in 35 straight games: Kenny Walker (36), 11/14/85 - 3/22/86
Five players scored in double figures: Aberdeen (22), Owhe (12), Chandler (12), Johnson (12), Dioubate (10), at Tennessee, 1/17/25
Six players scored in double figures: Malachi Moreno (18), Otega Owhe (15), Mouhamed Dioubate (14), Collin Chandler (14), Denzel Aberdeen (12), Brandon Garrison (12), VALPARAISO, 11/7/25
Seven players scored in double figures: Otega Owhe (21), Lamont Butler (17), Amari Williams (13), Jaxson Robinson (11), Brandon Garrison (11), Koby Brea (10), Ansley Almonor (10), ALABAMA, 1/18/25
Four players with 15 or more points: Koby Brea (23), Lamont Butler (19), Otega Owhe (16), Amari Williams (15), FLORIDA, 1/4/25

DOUBLE-DOUBLES

Double-double: Otega Owhe (10 points, 10 assists), BELLARMINE, 12/23/25
Triple-double: Amari Williams (22 points, 11 rebounds, 10 assists), at Ole Miss, 2/4/25
20-10 (rebs) game: Mouhamed Dioubate (20 points, 11 rebounds), EASTERN ILLINOIS, 11/14/25
20-10 (assts) game: De'Aaron Fox (24 points, 10 assists) vs. North Carolina, 12/17/16
20-15 game: Oscar Tshiebwe (25 points, 18 rebounds) vs. Kan-

sas State, 3/19/23
20-20 game: Oscar Tshiebwe (21 points, 20 rebounds), vs. VANDERBILT, 3/1/23
30-10 game: Oscar Tshiebwe (37 points, 24 rebounds) vs. GEORGIA, 1/17/23
30-15 game: Oscar Tshiebwe (37 points, 24 rebounds) vs. GEORGIA, 1/17/23
30-20 game: Oscar Tshiebwe (37 points, 24 rebounds) vs. GEORGIA, 1/17/23
40-30 game: Bill Spivey (40 points, 34 rebounds) vs. XAVIER, 2/13/51
Back-to-back 20-10 games: Oscar Tshiebwe (22 p, 17 r) vs. AUBURN, 2/25/23; (21 p, 20 r) vs. VANDERBILT, 1/3/23
Three straight 20-10 games: Julius Randle (23 p, 16 r) vs. UNC ASHEVILLE, 11/8/13; (22 p, 14 r) vs. NORTHERN KENTUCKY, 11/10/13; (27 p, 13 r) vs. Michigan State, 11/12/13
Double-double in points and rebs.: Mouhamed Dioubate (14 points, 12 rebounds), INDIANA, 12/13/25
Double-double in points and assists: Otega Owhe (10 points, 10 assists), BELLARMINE, 12/23/25
Double-double in points and blocks: Never
Double-double in points and steals: Never
Double-double in two consecutive games: Amari Williams (3) 1/28/25-2/4/25
Double-double in three consecutive games: Amari Williams (3) 1/28/25-2/4/25
Double-double in four consecutive games: Oscar Tshiebwe (4) 2/25/23-3/10/23
Double-double in five consecutive games: Oscar Tshiebwe (17) 1/19/22-11/15/22
Double-double in 10 consecutive games: Oscar Tshiebwe (17) 1/19/22-11/15/22
Double-double in 15 consecutive games: Oscar Tshiebwe (17) 1/19/22-11/15/22
Two players record double-doubles: Tre Mitchell (18 points, 12 rebounds), Reed Sheppard (11 points, 11 assists) at Louisville, 12/21/23
Three players record double-doubles: PJ Washington (20 points, 13 rebounds), Reid Travis (18 points, 12 rebounds), Keldon Johnson (15 points, 10 rebounds) vs. KANSAS, 1/26/19
Four players record double-doubles: Jack Givens (30 pts, 13 rebs), Kyle Macy (16 pts, 10 assts), Mike Phillips (22 pts, 18 rebs), Rick Robey (23 pts, 13 rebs) vs. SMU 11/26/77
Five players record double-doubles: Never

FIELD GOALS

Made 12 FG in a game: Otega Owhe (12) at Oklahoma, 2/26/25
Made 15 FG in a game: Malik Monk (18) vs. North Carolina, 12/17/16
Made 16 FG in a game: Malik Monk (18) vs. North Carolina, 12/17/16
Made 17 FG in a game: Malik Monk (18) vs. North Carolina, 12/17/16
Made 18 FG in a game: Malik Monk (18) vs. North Carolina, 12/17/16
Made 19 FG in a game: Dan Issel (19) at Alabama, 2/23/70
Made 20 FG in a game: Dan Issel (23) at Ole Miss, 2/7/70
Made 21 FG in a game: Dan Issel (23) at Ole Miss, 2/7/70
Made 22 FG in a game: Dan Issel (23) at Ole Miss, 2/7/70
Made 23 FG in a game: Dan Issel (23) at Ole Miss, 2/7/70
Made 24 FG in a game: Never
Attempted 17 FG in a game: Otega Owhe (17), MISSISSIPPI STATE, 1/10/26
Attempted 18 FG in a game: Denzel Aberdeen (20), at Louisville, 11/11/25
Attempted 19 FG in a game: Denzel Aberdeen (20), at Louisville, 11/11/25
Attempted 20 FG in a game: Denzel Aberdeen (20), at Louisville, 11/11/25
Attempted 25 FG in a game: Antonio Reeves (25) vs. Kansas, 11/14/23
Attempted 30 FG in a game: Kevin Grevey (30) vs. UCLA, 3/31/75
Attempted 40 FG in a game: Bill Spivey (41) XAVIER, 2/13/51

3-POINTERS

Made 5 3-pointers in a game: Kam Williams (8), BELLARMINE (12/23/25)
Made 6 3-pointers in a game: Kam Williams (8), BELLARMINE (12/23/25)
Made 7 3-pointers in a game: Kam Williams (8), BELLARMINE (12/23/25)
Made 8 3-pointers in a game: Kam Williams (8), BELLARMINE (12/23/25)
Made 9 3-pointers in a game: Jodie Meeks (10) at Tennessee, 1/13/09
Made 10 3-pointers in a game: Jodie Meeks (10) at Tennessee, 1/13/09
Made 11 3-pointers in a game: Never
Two players made at least 5 3-pointers in a game: Davion Mintz (6), Brandon Boston Jr. (6) vs. SOUTH CAROLINA, 3/6/21

Two players made at least 6 3-pointers in a game: Davion Mintz (6), Brandon Boston Jr. (6) vs. SOUTH CAROLINA, 3/6/21
Two players made at least 7 3-pointers in a game: Never
Attempted 10 3-pointers in a game: Kam Williams (10), BELLARMINE, 12/23/25
Attempted 15 3-pointers in a game: Antonio Reeves (17) vs. Kansas, 11/14/23
Attempted 16 3-pointers in a game: Antonio Reeves (17) vs. Kansas, 11/14/23
Attempted 17 3-pointers in a game: Antonio Reeves (17) vs. Kansas, 11/14/23
Attempted 18 3-pointers in a game: Derrick Miller (19) at Kansas 12/9/89
Attempted 19 3-pointers in a game: Derrick Miller (19) at Kansas 12/9/89
Attempted 20 3-pointers in a game: Never
Made a 3-pointer in 10 straight games: Collin Chandler (14), 3/4/25-11/26/25
Made a 3-pointer in 15 straight games: Jaxson Robinson (21), 11/19/24-2/26/25
Made a 3-pointer in 20 straight games: Jaxson Robinson (21), 11/19/24-2/26/25
Made a 3-pointer in 30 straight games: Jamal Murray (36), 11/13/15-3/19/16
Made two 3-pointers in 10 straight games: Jamal Murray (17), 1/23/16-3/17/16
Made three 3-pointers in 10 straight games: Gerald Fitch (20), 1/14/03-3/23/03
Made three 3-pointers in 15 straight games: Gerald Fitch (20), 1/14/03-3/23/03
Made three 3-pointers in 20 straight games: Gerald Fitch (20), 1/14/03-3/23/03
Made three 3-pointers in 25 straight games: Keith Bogans (29), 3/14/02-2/26/03

FREE THROWS

Made 8 FT in a game: Otega Owhe (8), vs. St. John's, 12/20/25
Made 9 FT in a game: Otega Owhe (9), vs. Gonzaga, 12/5/25
Made 10 FT in a game: Amari Williams (10), at Missouri, 3/8/25
Made 11 FT in a game: Otega Owhe (13), vs. Ohio State, 12/21/24
Made 12 FT in a game: Otega Owhe (13), vs. Ohio State, 12/21/24
Made 13 FT in a game: Otega Owhe (13), vs. Ohio State, 12/21/24
Made 14 FT in a game: Olivier Sarr (14) vs. VANDERBILT, 1/5/21
Made 15 FT in a game: Rodrick Rhodes (16) vs. Ole Miss, 1/18/95
Made 16 FT in a game: Rodrick Rhodes (16) vs. Ole Miss, 1/18/95
Made 17 FT in a game: Dwight Anderson (18) vs. MISSISSIPPI STATE, 2/12/79
Made 18 FT in a game: Dwight Anderson (18) vs. MISSISSIPPI STATE, 2/12/79
Made 19 FT in a game: Never
Attempted 10 FT in a game: Otega Owhe (10), at LSU, 1/14/26
Attempted 15 FT in a game: Oscar Tshiebwe (15) vs. VANDERBILT, 3/1/23
Attempted 20 FT in a game: PJ Washington (20) vs. Kansas State, 3/22/18
Attempted 25 FT in a game: Never
Made 20 Straight FT: Denzel Aberdeen (23), 12/13/25-1/17/26
Made 30 Straight FT: Tyler Herro (38), 2/16/19-3/29/19
Made 40 Straight FT: Travis Ford (50), 3/27/93-1/6/94
Made 50 Straight FT: Travis Ford (50), 3/27/93-1/6/94

REBOUNDS

15 Rebs: Amari Williams (15) at Tennessee, 1/28/25
20 Rebs: Oscar Tshiebwe (25) vs. Providence, 3/17/23
25 Rebs: Oscar Tshiebwe (25) vs. Providence, 3/17/23
26 Rebs: Oscar Tshiebwe (28) vs. WESTERN KENTUCKY, 12/22/21
27 Rebs: Oscar Tshiebwe (28) vs. WESTERN KENTUCKY, 12/22/21
28 Rebs: Oscar Tshiebwe (28) vs. WESTERN KENTUCKY, 12/22/21
30 Rebs: Cotton Nash (30) vs. OLE MISS, 2/8/64
34 Rebs: Bob Burrow (34) vs. TEMPLE, 12/10/55
35 Rebs: Never
20+ Rebs in two consecutive games: Oscar Tshiebwe (2), 12/22/21-12/29/21
10+ Rebs in three consecutive games: Amari Williams (3), 1/28/25-2/4/25
10+ Rebs in four consecutive games: Tre Mitchell (5), 12/21/23-1/13/24
10+ Rebs in five consecutive games: Tre Mitchell (5), 12/21/23-1/13/24
10+ rebs in 10 consecutive games: Oscar Tshiebwe (22),



THE LAST TIME UK ...

1/4/22-11/15/22
10+ rebs in 15 consecutive games: Oscar Tshiebwe (22), 1/4/22-11/15/22
10+ rebs in 20 consecutive games: Oscar Tshiebwe (22), 1/4/22-11/15/22
10+ rebs in 25 consecutive games: Never
Two players had 10 rebounds: Malachi Moreno (11), Andrija Jelavic (10), TENNESSEE TECH, 11/26/25
Three players had 10 rebounds: Oscar Tshiebwe (15), Jacob Toppin (10), Ugonna Onyenso (10) vs. NORTH FLORIDA, 11/23/22

ASSISTS

6 assists: Malachi Moreno (6), MISSISSIPPI STATE, 1/10/26
7 assists: Jasper Johnson (7), Otega Owesh (10) BELLARMINE, 12/23/25
8 assists: Otega Owesh (10) BELLARMINE, 12/23/25
9 assists: Otega Owesh (10) BELLARMINE, 12/23/25
10 assists: Otega Owesh (10) BELLARMINE, 12/23/25
11 assists: Kerr Kriisa (12) BUCKNELL, 11/9/24
12 assists: Kerr Kriisa (12) BUCKNELL, 11/9/24
13 assists: TyTy Washington Jr. (17) vs. GEORGIA, 1/8/22
14 assists: TyTy Washington Jr. (17) vs. GEORGIA, 1/8/22
15 assists: TyTy Washington Jr. (17) vs. GEORGIA, 1/8/22
16 assists: TyTy Washington Jr. (17) vs. GEORGIA, 1/8/22
17 assists: TyTy Washington Jr. (17) vs. GEORGIA, 1/8/22
18 assists: Never
5+ assists in four consecutive games: Lamont Butler (4), 11/29/24-12/21/24
8+ assists in two consecutive games: Rob Dillingham (2), 11/24/23-11/28/23

BLOCKS

4 blocks: Malachi Moreno (4) at Tennessee (1/17/26)
5 blocks: Ugonna Onyenso (5) vs. Oakland, 3/21/24
6 blocks: Ugonna Onyenso (10) vs. OLE MISS, 2/13/24
7 blocks: Ugonna Onyenso (10) vs. OLE MISS, 2/13/24
8 blocks: Ugonna Onyenso (10) vs. OLE MISS, 2/13/24
9 blocks: Ugonna Onyenso (10) vs. OLE MISS, 2/13/24
10 blocks: Ugonna Onyenso (10) vs. OLE MISS, 2/13/24
11 blocks: Nerlens Noel (12) at Ole Miss, 1/29/13
12 blocks: Nerlens Noel (12) at Ole Miss, 1/29/13
13 blocks: Never

STEALS

4 steals: Otega Owesh (5), Malachi Moreno (4), MISSISSIPPI STATE, 1/10/26
5 steals: Otega Owesh (5), MISSISSIPPI STATE, 1/10/26
6 steals: Cason Wallace (8) vs. Michigan State, 11/15/22
7 steals: Cason Wallace (8) vs. Michigan State, 11/15/22
8 steals: Cason Wallace (8) vs. Michigan State, 11/15/22
9 steals: Never
3+ steals in five consecutive games: Ashton Hagans (7), 12/22/18 - 1/19/19
3+ steals in 10 consecutive games: Never
5+ steals in 3 consecutive games: Reed Sheppard (3), 2/13/24-2/21/24

MINUTES

Played every minute: Reed Sheppard (45) vs. FLORIDA, 1/31/24
Played 40+ minutes: Reed Sheppard (45) vs. FLORIDA, 1/31/24
Played more than 50 minutes: Patrick Patterson (50) vs. VANDERBILT, 1/12/08

FOULS

Fouled out: Mo Dioubate, at Tennessee, 1/17/26
Two players fouled out: Collin Chandler, Otega Owesh, at Louisville, 11/11/25
Three players fouled out: Terrence Clarke, Isaiah Jackson, Olivier Sarr, Lance Ware vs. North Carolina, 12/19/20
Four players fouled out: Terrence Clarke, Isaiah Jackson, Olivier Sarr, Lance Ware vs. North Carolina, 12/19/20
Technical foul: Mark Pope, MISSOURI, 1/7/26

TEAM

WINS/LOSSES

Won 10 straight games: 10, 1/8/19-2/9/19
Won 20 straight games: 38, 11/14/14-3/28/15
Won 30 straight games: 38, 11/14/14-3/28/15
Won 40 straight games: Never
Lost consecutive games: 2, 1/3/26-1/7/26
Lost three straight games: 4, 1/26/21-2/9/21
Lost four straight games: 4, 1/26/21-2/9/21
Lost five straight games: 6, 11/29/20-12/26/20
Lost six straight games: 6, 11/29/20-12/26/20
Lost 10 straight games: Never

STARTS

Started four freshmen: Devin Askew, Brandon Boston Jr., Terrence Clarke, Isaiah Jackson vs. Georgia Tech, 12/6/20
Started five freshmen: Hamidou Diallo, Shai Gilgeous-Alexander, Kevin Knox, Nick Richards, PJ Washington vs. Kansas State, 3/22/17

SCORING

Scored 90 or more points: 92, MISSISSIPPI STATE, 1/10/26 (W, 92-68)
Scored 90 or more points (SEC game): 92, MISSISSIPPI STATE, 1/10/26 (W, 92-68)
Scored 100 or more points: 103, NC CENTRAL, 12/9/25 (W, 103-67)
Scored 100 or more points (SEC game): 106, FLORIDA, 1/4/25 (W, 106-100)
Scored 110 or more points: 111, ARKANSAS, 3/2/24 (W, 111-102)
Scored 110 or more points (SEC game): 111, ARKANSAS, 3/2/24 (W, 111-102)
Scored 120 or more points: 120 at Vanderbilt, 2/7/96 (W, 120-81)
Scored 120 or more points (SEC game): 120 at Vanderbilt, 2/7/96 (W, 120-81)
Scored 130 or more points: 143 vs. Georgia, 2/27/56 (W, 143-66)
Scored 140 or more points: 143 vs. Georgia, 2/27/56 (W, 143-66)
Scored 150 or more points: Never
Scored less than 50 points: 48 vs. Vanderbilt, 3/15/13 (L, 64-48)
Scored 100 points in two consecutive games: vs. WRIGHT STATE (11/4/24), vs. BUCKNELL (11/9/24)
Scored 100 points in three consecutive games: vs. CLEVELAND STATE (11/23/16), vs. UT MARTIN (11/25/16), vs. Arizona State (11/28/16)
Scored 100 points in consecutive SEC games: 2/27/56 - 3/3/56

SHOOTING PERCENTAGES

Shot 70% from the field: .722 (39-54) vs. MISSISSIPPI STATE, 2/15/86
Shot 65% from the field: .679 (38-56) vs. TENNESSEE, 1/15/22
Shot 30% or less from the field: .267 (16-60) vs. Gonzaga, 12/5/25
Allowed 50% shooting: .519 (27-52) MISSOURI, 1/7/26
Allowed 60% shooting: .627 (32-51) ARKANSAS, 2/7/23
Allowed 30% or less shooting: .290 (18-62) LOYOLA MD, 11/21/25
Allowed 20% or less shooting: .197 (12-61) vs. MONTANA STATE, 11/23/14

FREE THROWS

Shot 90% or better from FT line: 0.929 (13-14) NC CENTRAL, 12/9/25
Shot 100% from FT line: 1.000 (11-11) LSU, 3/4/25
Shot 50% or less from FT line: .444 (4-9) LOYOLA MD, 11/21/25
Attempted 40 FT: 42 (29-42) WKU, 11/26/24
Attempted five or less FT: 2 (1-2) at Vanderbilt, 1/24/23
Made 30 FT: 34 (34-42) vs. ARKANSAS, 3/2/24

3-POINTERS

Hit 0 3-pointers: 0 (0-10) vs. RICHMOND, 11/29/20
Hit 10 3-pointers: 11 (11-24) at Tennessee, 1/17/26
Hit 11 3-pointers: 11 (11-24) at Tennessee, 1/17/26
Hit 12 3-pointers: 16 (16-30) BELLARMINE, 12/23/25
Hit 13 3-pointers: 16 (16-30) BELLARMINE, 12/23/25
Hit 14 3-pointers: 16 (16-30) BELLARMINE, 12/23/25
Hit 15 3-pointers: 16 (16-30) BELLARMINE, 12/23/25
Hit 16 3-pointers: 16 (16-30) BELLARMINE, 12/23/25
Hit 17 3-pointers: 17 (17-39) vs. JACKSON STATE, 11/22/24
Hit 18 3-pointers: 20 (20-35) vs. LSU, 3/4/95
Hit 19 3-pointers: 20 (20-35) vs. LSU, 3/4/95
Hit 20 3-pointers: 20 (20-35) vs. LSU, 3/4/95
Hit 21 3-pointers: 21 (21-48) vs. North Carolina, 12/27/89
Hit 22 3-pointers: Never

SCORING MARGINS

Won game by 50 points or more: 50 vs. TENNESSEE TECH (W, 104-54), 11/26/25
Won game by 60 points or more: 62 vs. VANDERBILT (W, 106-44), 3/5/03
Won game by 70 points or more: 74 vs. UT MARTIN (W, 124-50), 11/26/94
Lost game by 20 points or more: 35 vs. Gonzaga (L, 94-59), 12/5/25
Lost game by 30 points or more: 35 vs. Gonzaga (L, 94-59), 12/5/25
Lost game by 40 points or more: 41 at Vanderbilt (L, 93-52), 2/12/08
Lost game by 50 points or more: 55 at Kansas (L, 150-95),

12/9/89

Lost game by 60 points or more: 70 at Central (L, 87-17), 1/28/1910

Lost game by 70 points or more: 70 at Central (L, 87-17), 1/28/1910

Game decided by one point: at LSU, (W, 75-74), 1/14/26
Game decided by two or fewer points: at Tennessee, (W, 80-78), 1/17/26

Game decided by three or fewer points: at Tennessee, (W, 80-78), 1/17/26

Two consecutive games decided by one point: vs. NORTH CAROLINA (W, 73-72), 12/3/11; at Indiana (L, 73-72), 12/10/11

Three consecutive games decided by one point: Never

Two consecutive games decided by two or fewer points: at LSU (W, 75-74), 1/14/26, at Tennessee, (W, 80-78), 1/17/26

Three consecutive games decided by three or fewer points: at Auburn (L, 99-97 OT), 2/11/74, vs. TENNESSEE (W, 61-58), 2/16/74 and at Ole Miss (L, 61-60), 2/18/74

COMEBACKS

Came back from 10-point deficit for win: 80-78, at Tennessee (1/17/26); trailed by 17 at 41-24 (3:25 in 1st)

Came back from 11-point deficit for win: 80-78, at Tennessee (1/17/26); trailed by 17 at 41-24 (3:25 in 1st)

Came back from 12-point deficit for win: 80-78, at Tennessee (1/17/26); trailed by 17 at 41-24 (3:25 in 1st)

Came back from 13-point deficit for win: 80-78, at Tennessee (1/17/26); trailed by 17 at 41-24 (3:25 in 1st)

Came back from 14-point deficit for win: 80-78, at Tennessee (1/17/26); trailed by 17 at 41-24 (3:25 in 1st)

Came back from 15-point deficit for win: 80-78, at Tennessee (1/17/26); trailed by 17 at 41-24 (3:25 in 1st)

Came back from 16-point deficit for win: 80-78, at Tennessee (1/17/26); trailed by 17 at 41-24 (3:25 in 1st)

Came back from 17-point deficit for win: 780-78, at Tennessee (1/17/26); trailed by 17 at 41-24 (3:25 in 1st)

Came back from 18-point deficit for win: 75-74, at LSU (1/14/26); trailed by 18 at 40-22 (19:22 in 2nd)

Came back from 19-point deficit for win: 73-67 vs. Vanderbilt (2/28/17); Trained by 19 at 25-6 (8:03 in 1st)

Came back from 20-point deficit for win: 82-79 at Vanderbilt (2/22/97); Trained by 22 at 40-18 (3:51 in 1st)

Came back from 30-point deficit for win: 99-95 at LSU (2/15/94); Trained by 31 at 68-37 (15:34 in 2nd)

Came back from 31-point deficit for win: 99-95 at LSU (2/15/94); Trained by 31 at 68-37 (15:34 in 2nd)

REBOUNDS

Pulled down 50 rebounds: 56 (18-38) LOYOLA MD, 11/21/25
Pulled down 55 rebounds: 56 (18-38) LOYOLA MD, 11/21/25
Pulled down 60 rebounds: 62 (19-43) vs. Morehead State, 12/16/95

OVERTIME GAMES

Played an overtime game: vs. Gonzaga, 12/7/24 (W, 90-89 OT)

Won an overtime game: vs. Gonzaga, 12/7/24 (W, 90-89 OT)

Lost an overtime game: vs. FLORIDA, 1/31/24 (L, 94-91 OT)

Played an SEC overtime game: vs. FLORIDA, 1/31/24 (L, 94-91 OT)

Won an SEC overtime game: MISSISSIPPI STATE, 1/25/22 (W, 82-74 OT)

Lost an SEC overtime game: vs. FLORIDA, 1/31/24 (L, 94-91 OT)

Played an overtime game in SEC Tournament: vs. Texas A&M, 3/13/16 (W, 82-77 OT)

Won an overtime game in SEC Tournament: vs. Texas A&M, 3/13/16 (W, 82-77 OT)

Played an overtime game in NCAA Tournament: vs. Saint Peter's, 3/17/22 (L, 85-79 OT)

Won an overtime game in NCAA Tournament: vs. St. Bonaventure, 3/16/00 (W, 85-80 OT)

Lost an overtime game in NCAA Tournament: vs. Saint Peter's, 3/17/22 (L, 85-79 OT)

Played two overtimes: vs. Michigan State, 11/15/22 (L, 86-77 OT)

Played three overtimes: vs. TEMPLE 12/7/57 (W, 85-83)

Played four or more overtimes: Never

Played two consecutive overtime games: 1/6/15 vs. OLE MISS (W, 89-86) and 1/10/15 at Texas A&M (70-64)

Played three consecutive overtime games: Never



THE LAST TIME A UK OPPONENT ...

INDIVIDUALS

SCORING

Scored 25 points: Aden Holloway (26), at Alabama, 1/3/26
Scored 30 points: Miles Kelly (30), AUBURN, 3/1/25
Scored 35 points: Dalton Knecht (40), at Tennessee, 3/9/24
Scored 40 points: Dalton Knecht (40), at Tennessee, 3/9/24
Scored 45 points: David Robinson (45), Navy, 1/25/87
Scored 50 points: Austin Carr (50), Notre Dame, 12/29/79
Scored 60 points: Pete Maravich (64), LSU, 2/21/70
Scored 65 points: Never
Two players had 20 points: Mark Mitchell (21), Jayden Stone (20), MISSOURI, 1/7/26
Three players had 20 points: Miles Kelly (30), Chad Baker-Mazara (22), Tahaad Pettiford (21), AUBURN, 3/1/25
Two players had 30 points: Ronnie Henderson (36) and Claren Ceasar (32), LSU, 2/15/94
Five players scored in double figures: at LSU, 1/14/26
Six players scored in double figures: ALABAMA, 2/24/24

FIELD GOALS

Made 15 FG in a game: David Robinson (17), NAVY, 1/25/87
Made 16 FG in a game: David Robinson (17), NAVY, 1/25/87
Made 17 FG in a game: David Robinson (17), NAVY, 1/25/87
Made 18 FG in a game: Steve Downing (19), Indiana, 12/11/71
Made 19 FG in a game: Steve Downing (19), Indiana, 12/11/71
Made 20 FG in a game: Johnny Neumann (20), Ole Miss, 1/2/71
Made 21 FG in a game: Austin Carr (21), Notre Dame, 12/29/70
Made 22 FG in a game: Austin Carr (22), Notre Dame, 3/12/70
Made 23 FG in a game: Pete Maravich (23), LSU, 2/21/70
Made 24 FG in a game: Never
Attempted 17 FG in a game: Graham Ike (18), vs. Gonzaga, 12/5/25
Attempted 18 FG in a game: Graham Ike (18), vs. Gonzaga, 12/5/25
Attempted 19 FG in a game: Caleb Wilson (19), NORTH CAROLINA (12/2/25)
Attempted 20 FG in a game: Jeremiah Fears (22), vs. Oklahoma, 3/13/25
Attempted 25 FG in a game: Tre Johnson (26), at Texas, 2/15/25
Attempted 30 FG in a game: Freeman Williams (40), Portland State, 12/16/17
Attempted 35 FG in a game: Freeman Williams (40), PORTLAND STATE, 12/16/77
Attempted 40 FG in a game: Freeman Williams (40), PORTLAND STATE, 12/16/77
Attempted 45 FG in a game: Johnny Neumann (50), Ole Miss, 1/2/71
Attempted 50 FG in a game: Johnny Neumann (50), Ole Miss, 1/2/71
Attempted 53 FG in a game: Pete Maravich (53), LSU, 2/22/69
Attempted 54 FG in a game: Never

3-POINTERS

Made 5 3-pointers in a game: Aden Holloway (6), at Alabama, 1/3/26
Made 6 3-pointers in a game: Aden Holloway (6), at Alabama, 1/3/26
Made 7 3-pointers in a game: Miles Kelly (9), AUBURN, 3/1/25
Made 8 3-pointers in a game: Miles Kelly (9), AUBURN, 3/1/25
Made 9 3-pointers in a game: Miles Kelly (9), AUBURN, 3/1/25
Made 10 3-pointers in a game: Jack Gohlke (10), vs. Oakland, 3/21/24
Made 11 3-pointers in a game: Corey Allmond (11), Sam Houston State, 11/19/2009
Made 12 3-pointers in a game: Never
Attempted 10 3-pointers in a game: Mikel Brown Jr. (10), Ryan Conwell (10), at Louisville, 11/11/25
Attempted 15 3-pointers in a game: Jack Gohlke (20), vs. Oakland, 3/21/24
Attempted 20 3-pointers in a game: Jack Gohlke (20), vs. Oakland, 3/21/24

FREE THROWS

Made 10 FT in a game: Joson Sanon (12) vs. St. John's, 12/20/25
Made 11 FT in a game: Joson Sanon (12) vs. St. John's, 12/20/25
Made 12 FT in a game: Joson Sanon (12) vs. St. John's, 12/20/25
Made 13 FT in a game: Bruce Thornton (13), vs. Ohio State, 12/21/24
Made 14 FT in a game: Khalif Battle (17), ARKANSAS, 3/2/24
Made 15 FT in a game: Khalif Battle (17), ARKANSAS, 3/2/24
Made 16 FT in a game: Khalif Battle (17), ARKANSAS, 3/2/24

Made 17 FT in a game: Khalif Battle (17), ARKANSAS, 3/2/24
Made 18 FT in a game: Pete Maravich (18), LSU, 2/21/70
Made 19 FT in a game: Never
Attempted 15 FT in a game: Khalif Battle (18), ARKANSAS, 3/2/24
Attempted 20 FT in a game: Harding McCaleb (25), Louisville, 2/22/1916
Attempted 25 FT in a game: Harding McCaleb (25), Louisville, 2/22/1916
Attempted 26 FT in a game: Never

REBOUNDS

15 Rebs: Clifford Omoruyi (15) at Alabama, 2/22/25
16 Rebs: Ian Schieffelin (20) at Clemson, 12/3/24
17 Rebs: Ian Schieffelin (20) at Clemson, 12/3/24
18 Rebs: Ian Schieffelin (20) at Clemson, 12/3/24
19 Rebs: Ian Schieffelin (20) at Clemson, 12/3/24
20 Rebs: Ian Schieffelin (20) at Clemson, 12/3/24
25 Rebs: Leon Douglas (25), ALABAMA, 1/20/75
30 Rebs: Kenneth Stanley (30), SOUTHERN CAL, 12/4/61
31 Rebs: Never
Two players had 10 rebounds: Caleb Wilson (12) and Henri Veesaar (10), NORTH CAROLINA, 12/2/25
Three players had 10 rebounds: Craig Victor II (12), Tim Quatterman (10), Ben Simmons (10), LSU, 1/5/16

ASSISTS

10 assists: Anthony Robinson III (10), MISSOURI 1/7/26
11 assists: Jeremy Fears Jr. (13) vs. Michigan State, 11/18/25
12 assists: Jeremy Fears Jr. (13) vs. Michigan State, 11/18/25
13 assists: Jeremy Fears Jr. (13) vs. Michigan State, 11/18/25
14 assists: Billy McCaffrey (14), Vanderbilt, 1/13/93
15 assists: Eric Richardson (15), Alabama, 2/4/84
16 assists: Never

BLOCKS

5 blocks: Jonas Aidoo (5), at Tennessee, 3/9/24
6 blocks: Jamarion Sharp (7), WESTERN KENTUCKY, 12/22/21
7 blocks: Jamarion Sharp (7), WESTERN KENTUCKY, 12/22/21
8 blocks: Jarvis Varnado (10), Mississippi State, 1/15/08
9 blocks: Jarvis Varnado (10), Mississippi State, 1/15/08
10 blocks: Jarvis Varnado (10), Mississippi State, 1/15/08
11 blocks: Samaki Walker (11), Louisville, 1/1/95
12 blocks: Never

STEALS

5 steals: Jahmai Mashack (5), vs. Tennessee, 3/28/25
6 steals: Cameron Matthews (6), at Mississippi St., 1/11/25
7 steals: Ben Simmons (7), LSU, 3/5/16
8 steals: Never

TRIPLE-DOUBLE

Had a triple-double: Kevin McCullar Jr. 12 points, 10 rebounds, 10 assists, vs. Kansas, 11/14/23

TEAM

SCORING

Scored 90 or more points: 94, vs. Gonzaga, 12/5/25 (L, 94-59)
Scored 90 or more points (SEC game): 94, AUBURN, 3/1/25 (L, 94-78)
Scored 100 or more points: 102, ALABAMA, 1/18/25 (L, 102-97)
Scored 100 or more points (SEC game): 102, ALABAMA, 1/18/25 (L, 102-97)
Scored 110 or more points: 118, Duke, 11/6/18 (L, 118-84)
Scored 110 or more points (SEC game): 110, Vanderbilt, 3/4/67 (L, 110-94)
Scored 120 or more points: 121, North Carolina, 12/27/89 (L, 121-110)
Scored 120 or more points (SEC game): Never
Scored 130 or more points: 150, Kansas, 12/9/89 (L, 150-95)
Scored 140 or more points: 150, Kansas, 12/9/89 (L, 150-95)
Scored 150 or more points: 150, Kansas, 12/9/89 (L, 150-95)
Scored 160 or more points: Never
Scored less than 50 points: 46, LOYOLA MD, 11/21/25 (W, 88-46)
Scored less than 50 points (SEC game): 48, SOUTH CAROLINA, 2/5/19 (W, 76-48)
Scored less than 40 points: 39, West Virginia, 3/26/15 (W, 78-39)
Scored less than 40 points (SEC game): 37, MISSOURI, 1/13/15 (W, 86-37)
Scored less than 30 points: 28, MONTANA STATE, 11/23/14 (W, 86-28)
Scored less than 30 points (SEC game): 26, GEORGIA TECH, 1/28/46 (W, 86-37)

Scored less than 20 points: 18, WESTERN ONTARIO, 12/10/49 (W, 90-21)
Scored less than 20 points (SEC game): 18, ALABAMA, 2/10/40 (W, 46-18)
Scored less than 10 points: 9, Tulane, 12/21/34 (W, 39-9)
Scored less than 10 points (SEC game): Never

SHOOTING PERCENTAGES

Shot 70% from the field: Never
Shot 60% from the field: .627 (32-51), ARKANSAS, 2/7/23
Shot 50% from the field: .519 (27-52), MISSOURI, 1/7/26
Shot 30% or less from the field: .290 (18-62) LOYOLA MD, 11/21/25
Shot 20% or less from the field: .197 (12-61), MONTANA STATE, 11/23/14
Shot 10% or less from the field: Never (shooting percentages not recorded prior to 1947)

3-Pointers

Made 10 or more 3-pointers: 15 (15-38), at Alabama, 1/3/26
Made 15 or more 3-pointers: 15 (15-38), at Alabama, 1/3/26
Made 20 or more 3-pointers: Never
Made zero 3-pointers: 0 (0-15), Auburn, 1/19/13
Attempted 30 or more 3-pointers: 38 (15-38), at Alabama, 1/3/26

FREE THROWS

Shot 90% or better from FT line: 91.7 (11-12), LIPSCOMB, 11/19/24
Shot 100% from FT Line: 16-16, TEXAS A&M, 1/21/23
Shot 50% or less from FT line: .375 (3-8), LOYOLA MD, 11/21/25
Attempted 40 FT: 44 (33-44), Auburn, 2/1/20
Attempted five or less FT: 5 (2-5), TENNESSEE TECH, 11/26/25
Made 30 FT: 33 (33-44), Auburn, 2/1/20

REBOUNDS

Pulled down 50 rebounds: 50 (17-33), vs. FLORIDA, 1/31/24
Pulled down 20 offensive rebounds: 20, NORTH CAROLINA, 12/2/25

HISTORICAL FACTS & FIGURES

| SEC Championships | | |
|---|--------|------------|
| Team | Titles | Last Title |
| KENTUCKY | 49 | 2020 |
| LSU | 11 | 2019 |
| Tennessee | 11 | 2024 |
| Alabama | 9 | 2023 |
| Florida | 7 | 2014 |
| Mississippi State | 6 | 2004 |
| Auburn | 5 | 2025 |
| Vanderbilt | 3 | 1993 |
| Arkansas | 2 | 1994 |
| Georgia | 1 | 1990 |
| Georgia Tech* | 1 | 1938 |
| South Carolina | 1 | 1997 |
| Texas A&M | 1 | 2016 |
| * Former SEC Member | | |
| Kentucky SEC Regular-Season Titles (49): 1933, 1935, 1937, 1939, 1940, 1942, 1944, 1945, 1946, 1947, 1948, 1949, 1950, 1951, 1952, 1954, 1955, 1957, 1958, 1962, 1964, 1966, 1968, 1969, 1970, 1971, 1972, 1973, 1975, 1977, 1978, 1980, 1982, 1983, 1884, 1986, 1995, 1996, 1998, 2000, 2001, 2003, 2005, 2010, 2012, 2015, 2016, 2017, 2020 | | |

| SEC Tournament Championships | | |
|--|--------|------------|
| Team | Titles | Last Title |
| KENTUCKY | 31 | 2018 |
| Alabama | 8 | 2023 |
| Florida | 5 | 2025 |
| Tennessee | 5 | 2022 |
| Auburn | 3 | 2024 |
| Mississippi State | 3 | 2009 |
| Georgia | 2 | 2008 |
| Ole Miss | 2 | 2013 |
| Vanderbilt | 2 | 2012 |
| Arkansas | 1 | 2000 |
| Georgia Tech* | 1 | 1938 |
| LSU | 1 | 1980 |
| * Former SEC Member | | |
| Kentucky SEC Tournament Titles: 1933, 1937, 1939, 1940, 1942, 1944, 1945, 1946, 1947, 1948, 1949, 1950, 1952, 1984, 1986, 1992, 1993, 1994, 1995, 1997, 1998, 1999, 2001, 2003, 2004, 2010, 2011, 2015, 2016, 2017, 2018 | | |
| SEC Tournament Record: 136-31 | | |

| NCAA TOURNAMENT | |
|--|--|
| NCAA Tournament Record: 132-56 | |
| NCAA Tournament Appearances (62) 1942, 1945, 1948, 1949, 1951, 1952, 1955, 1956, 1957, 1958, 1959, 1961, 1962, 1964, 1966, 1968, 1969, 1970, 1971, 1972, 1973, 1975, 1977, 1978, 1980, 1981, 1982, 1983, 1984, 1985, 1986, 1987, 1992, 1993, 1994, 1995, 1996, 1997, 1998, 1999, 2000, 2001, 2002, 2003, 2004, 2005, 2006, 2007, 2008, 2010, 2011, 2012, 2014, 2015, 2016, 2017, 2018, 2019, 2022, 2023, 2024, 2025 | |
| NCAA Championships (8) 1948, 1949, 1951, 1958, 1978, 1996, 1998, 2012 | |
| NCAA Championship Game Appearances (12) 1948, 1949, 1951, 1958, 1966, 1975, 1978, 1996, 1997, 1998, 2012, 2014 | |
| NCAA Final Fours (17) 1942, 1948, 1949, 1951, 1958, 1966, 1975, 1978, 1984, 1993, 1996, 1997, 1998, 2011, 2012, 2014, 2015 | |
| NCAA Regional Final or Elite Eights (38) 1942, 1945, 1948, 1949, 1951, 1952, 1956, 1957, 1958, 1961, 1962, 1966, 1968, 1970, 1972, 1973, 1975, 1977, 1978, 1983, 1984, 1986, 1992, 1993, 1995, 1996, 1997, 1998, 1999, 2003, 2005, 2010, 2011, 2012, 2014, 2015, 2017, 2019 | |
| NCAA Regional Semifinals or Sweet 16s (49) 1942, 1945, 1948, 1949, 1951, 1952, 1955, 1956, 1957, 1958, 1959, 1961, 1962, 1964, 1966, 1968, 1969, 1970, 1971, 1972, 1973, 1975, 1977, 1978, 1980, 1983, 1984, 1985, 1986, 1992, 1993, 1995, 1996, 1997, 1998, 1999, 2001, 2002, 2003, 2005, 2010, 2011, 2012, 2014, 2015, 2017, 2018, 2019, 2025 | |
| Helms National Titles (2) 1933, 1954 | |

| National Award Winners | |
|---|--|
| National Players of the Year (6) 1933 - Forest Sale (Helms) 1935 - Leroy Edwards (Helms) 1978 - Jack Givens (Helms) 2010 - John Wall (Adolph Rupp Trophy, Yahoo!, Rivals) 2012 - Anthony Davis (Adolph Rupp Trophy, AP, CBS, Basketball Times, Naismith, TSN, USBWA, Wooden) 2022 - Oscar Tshiebwe (AP, NABC, USBWA, Wooden, Naismith, CBS, TSN, USA Today, The Athletic) | |
| National Coaches of the Year (6, 12 times) 1959 - Adolph Rupp (UPI) 1966 - Adolph Rupp (UPI, USBWA, TSN) 1970 - Adolph Rupp (TSN) 1978 - Joe B. Hall (Kellogg's) 1986 - Eddie Sutton (AP, NABC) 1990 - Rick Pitino (Basketball Times) 1991 - Rick Pitino (Sporting News) 1998 - Tubby Smith (Basketball Weekly) 2003 - Tubby Smith (AP, NABA, USBWA, Naismith, Sporting News, CBS/Chevrolet, Basketball Times) 2005 - Tubby Smith (Jim Phelan Award) 2010 - John Calipari (Adolph Rupp Cup) 2015 - John Calipari (AP, Naismith, NABC, Sporting News, Adolph Rupp Cup) | |
| National Freshman of the Year (3) 2010 - John Wall (USBWA) 2012 - Anthony Davis (USBWA, TSN, CBS) 2024 - Reed Sheppard (USBWA, NABC) | |
| National Defensive Player of the Year (2) 2012 - Anthony Davis (NABC) 2015 - Willie Cauley-Stein (NABC, NBC) | |
| Naismith Hall of Fame (11) Adolph Rupp (1969), Cliff Hagan (1978), Frank Ramsey (1982), Dan Issel (1993), C.M. Newton (2000), Pat Riley (2008), Adrien Smith (2010), Rick Pitino (2013), John Calipari (2015), Eddie Sutton (2020) | |
| Consensus First-Team All Americans (22, 27 times) Basil Hayden (1921), Burgess Casey (1925), Forest Sale (1932, 1933), LeRoy Edwards (1935), Bob Brannum (1944), Ralph Beard (1947, 1948, 1949), Alex Groza (1947, 1949), Bill Spivey (1951), Cliff Hagan (1952, 1954), Johnny Cox (1959), Cotton Nash (1964), Dan Issel (1970), Kyle Macy (1980), Kenny Walker (1986), Jamal Mashburn (1993), Tony Delk (1996), Ron Mercer (1997), John Wall (2010), Anthony Davis (2012), Willie Cauley-Stein (2015), Tyler Ulis (2016), Oscar Tshiebwe (2022) | |
| Final Four MOPs (6, 7 times) Alex Gorza (1948, 1949), Bill Spivey (1951), Jack Givens (1978), Tony Delk (1996), Jeff Sheppard (1998), Anthony Davis (2012) | |

| SEC Award Winners | |
|--|--|
| SEC Players of the Year (16, 18 times) 1966 - Pat Riley (AP) 1972 - Tom Parker (AP) 1973 - Kevin Grevey (AP) 1975 - Kevin Grevey (AP) 1980 - Kyle Macy (AP, UPI) 1985 - Kenny Walker (AP, UPI) 1986 - Kenny Walker (AP, UPI) 1993 - Jamal Mashburn (Coaches, AP) 1996 - Tony Delk (Coaches, AP) 1997 - Ron Mercer (Coaches, AP) 2001 - Tayshaun Prince (Coaches, AP) 2003 - Keith Bogans (Coaches) 2010 - John Wall (Coaches, AP) 2012 - Anthony Davis (Coaches, AP) 2016 - Tyler Ulis (Coaches, AP) 2017 - Malik Monk (AP) 2020 - Immanuel Quickley (Coaches) 2022 - Oscar Tshiebwe (Coaches, AP) | |
| SEC Freshman of the Year (13) 2008 - Patrick Patterson (Coaches) 2010 - DeMarcus Cousins (Coaches) 2010 - John Wall (AP) 2011 - Terrence Jones (Cpaches, AP) 2012 - Anthony Davis (Coaches, AP) 2013 - Nerlens Noel (Coaches, AP) 2014 - Julius Randle (Coaches, AP) 2015 - Karl-Anthony Towns (Coaches, AP) 2017 - Malik Monk (Coaches, AP) 2018 - Kevin Knox (AP) 2019 - Tyler Herro (AP) 2019 - Keldon Johnson (Coaches) 2024 - Reed Sheppard (Coaches) | |
| SEC Coach of the Year (7, 23 times) 1964 - Adolph Rupp (AP, Coaches) 1966 - Adolph Rupp (AP, Coaches) 1968 - Adolph Rupp (AP, UPI, Coaches) 1969 - Adolph Rupp (UPI, Coaches) 1970 - Adolph Rupp (AP, UPI, Coaches) 1971 - Adolph Rupp (AP, UPI, Coaches) 1972 - (Adolph Rupp (Coaches) 1973 - Joe B. Hall (Coaches) | |
| 1975 - Joe B. Hall (AP, Coaches) 1978 - Joe B. Hall (Coaches) 1983 - Joe. B. Hall (Coaches) 1986 - Eddie Sutton (AP, UPI) 1990 - Rick Pitino (UPI) 1991 - Rick Pitino (AP) 1996 - Rick Pitino (AP, Coaches) 1998 - Tubby Smith (AP) 2003 - Tubby Smith (AP, Coaches) 2005 - Tubby Smith (AP, Coaches) 2008 - Billy Gillispie (Coaches) 2010 - John Calipari (AP) 2012 - John Calipari (AP, Coaches) 2015 - John Calipari (AP, Coaches) 2020 - John Calipari (Coaches) | |
| First Team All-SEC (68 players, 95 times) Most Recent - Antonio Reeves, 2024 | |
| SEC All-Freshman Team (48) Most Recent - Rob Dillingham, Reed Sheppard, D.J. Wagner, 2024 | |
| SEC Tournament MVPs (17 players, 18 times) 1979 - Kyle Macy 1982 - Dirk Minniefield 1988 - Rex Champman 1992 - Jamal Mashburn 1993 - Travis Ford 1994 - Travis Ford 1995 - Antoine Walker 1997 - Ron Mercer 1998 - Wayne Turner 1999 - Scott Padgett 2001 - Tayshaun Prince 2003 - Keith Bogans 2004 - Gerald Fitch 2010 - John Wall 2011 - Darius Miller 2015 - Willie Cauley-Stein 2017 - De'Aaron Fox 2018 - Shai Gilgeous-Alexander | |



RUPP ARENA AT CENTRAL BANK CENTER

| Year-by-Year Records | | |
|----------------------|--------|------------|
| Season | W-L | Percentage |
| 2025-26 | 9-2 | .818 |
| 2024-25 | 15-3 | .833 |
| 2023-24 | 14-4 | .778 |
| 2022-23 | 14-4 | .778 |
| 2021-22 | 18-0 | 1.000 |
| 2020-21 | 5-6 | .455 |
| 2019-20 | 16-2 | .889 |
| 2018-19 | 17-1 | .944 |
| 2017-18 | 16-2 | .889 |
| 2016-17 | 15-2 | .882 |
| 2015-16 | 17-0 | 1.000 |
| 2014-15 | 19-0 | 1.000 |
| 2013-14 | 16-2 | .889 |
| 2012-13 | 16-2 | .889 |
| 2011-12 | 18-0 | 1.000 |
| 2010-11 | 15-0 | 1.000 |
| 2009-10 | 18-0 | 1.000 |
| 2008-09 | 12-6 | .667 |
| 2007-08 | 14-4 | .778 |
| 2006-07 | 14-2 | .875 |
| 2005-06 | 10-5 | .667 |
| 2004-05 | 14-1 | .933 |
| 2003-04 | 11-2 | .846 |
| 2002-03 | 12-1 | .923 |
| 2001-02 | 12-3 | .800 |
| 2000-01 | 11-1 | .917 |
| 1999-2000 | 14-0 | 1.000 |
| 1998-99 | 12-1 | .923 |
| 1997-98 | 9-3 | .750 |
| 1996-97 | 12-1 | .923 |
| 1995-96 | 13-0 | 1.000 |
| 1994-95 | 12-1 | .923 |
| 1993-94 | 13-1 | .929 |
| 1992-93 | 16-0 | 1.000 |
| 1991-92 | 15-2 | .882 |
| 1990-91 | 13-0 | 1.000 |
| 1989-90 | 13-2 | .867 |
| 1988-89 | 8-6 | .571 |
| 1987-88 | 14-2 | .875 |
| 1986-87 | 13-2 | .867 |
| 1985-86 | 18-0 | 1.000 |
| 1984-85 | 11-3 | .786 |
| 1983-84 | 16-0 | 1.000 |
| 1982-83 | 14-1 | .933 |
| 1981-82 | 15-1 | .938 |
| 1980-81 | 15-0 | 1.000 |
| 1979-80 | 12-3 | .800 |
| 1978-79 | 11-4 | .733 |
| 1977-78 | 16-0 | 1.000 |
| 1976-77 | 12-2 | .857 |
| Total | 685-90 | .884 |

Cats Rock at Rupp

The Wildcats are 685-90 (88.4%) in Rupp Arena. Among the most notable marks of dominance as the nation's toughest venue to play include:

- Kentucky is 366-55 (87.0%) in regular-season SEC games in Rupp
- The Wildcats set a program home record of 19 wins in 2014-15
- Kentucky has a perfect mark in 14 of Rupp Arena's 50 seasons

600 Wins at Rupp in Record Time

With a victory over Fairleigh Dickinson on Dec. 7, 2019, Kentucky reached the 600-win mark at Rupp Arena faster than any other program in NCAA Division I level history. UK needed just 670 games to reach win No. 600 in Rupp Arena.

It took UCLA, which previously owned the fastest pace to 600 wins, 689 games in Pauley Pavilion. Only one other team, Kansas, achieved win No. 600 in fewer than 700 games at its home venue. The Jayhawks reached the significant win in their 699th game.

Celebrating 50 Years

UK Athletics and Rupp Arena at Central Bank Center, proudly managed by Oak View Group, will celebrate a season-long celebration for the 50th season of Kentucky men's basketball playing in one of the most iconic venues in college sports.

Since opening its doors in 1976, Rupp Arena has been home to countless unforgettable moments, including four NCAA Championship-winning teams, legendary players and generations of Big Blue Nation faithful.

The milestone season will honor that rich history with a series of in-venue celebrations, social media throwbacks and special broadcast programming through the UK Sports Network. Throughout the 2025-26 season, fans can expect a variety of tributes to the program's storied history, including highlight reels, commemorative content and special recognitions during home games. The celebration will also spotlight the fans who have made Rupp Arena one of the most electric environments in all of sports.

The Top-Ranked Team at Home

Kentucky has lost just four times at home as the Associated Press top-ranked team in the history of the program and just three times in Rupp Arena. Prior to the losses to Evansville (Nov. 12, 2019) and UCLA (Dec. 3, 2016), the other two losses came by just one point.

The Wildcats are 54-3 all-time as the AP No. 1 team in Rupp Arena since its opening in 1976. The first loss was to Auburn, 53-52, on Jan. 9, 1988.

Mark Pope the player in Rupp Arena

Mark Pope, the 23rd head coach in program history made his debut on Nov. 4, 2024 in a matchup with Wright State, a 103-62 win.

Prior to leading UK, he coached one time against the Cats inside of Rupp on the opposing sidelines. His Utah Valley squad held a 34-22 lead at halftime on Nov. 10, 2017, but ultimately UK would win 73-63 behind 13 points, four assists and four steals from future NBA All-Star Shai Gilgeous-Alexander.

As an active UK player, Pope's teams went 25-1 (96.2%) inside of Rupp Arena. In those 26 appearances, Pope's playing days produced:

- Kentucky averaged 89.8 points per game
- UK's average margin of victory was 25.3 points per game
- The Cats defeated four ranked squads, including one top-10 ranked foe
- Pope scored in every game in which he appeared, and averaged 8.2 points and 6.6 rebounds per game

| | |
|-------------------------|----------------------|
| Year Opened: | 1976 |
| First Game: | Nov. 27, 1976 |
| All-Time Record: | 685-90 (88.4%) |
| Record Under Mark Pope: | 24-5 (82.8%) |
| Current Capacity: | 20,500 |
| Record Crowd: | 24,479 (1/2/10) |
| Longest Win Streak: | 54 (11/9/10-12/1/12) |
| Current Win Streak: | 1 |

2025-26 Opponent Breakdown

Nicholls (Nov. 4)

All-time games in Rupp Arena: 1
UK record in Rupp vs. Nicholls: 1-0
Last time in Rupp Arena: UK, 77-51 (11/4/25)

Valparaiso (Nov. 7)

All-time games in Rupp Arena: 2
UK record in Rupp vs. Valpo: 2-0
Last time in Rupp Arena: UK, 107-59 (11/7/25)

Eastern Illinois (Nov. 14)

All-time games in Rupp Arena: 1
UK record in Rupp vs. EIU: 1-0
Last time in Rupp Arena: UK, 99-53 (11/14/25)

Loyola (Md.) (Nov. 21)

All-time games in Rupp Arena: 2
UK record in Rupp vs. LMD: 2-0
Last time in Rupp Arena: UK, 88-46 (11/21/25)

Tennessee Tech (Nov. 26)

All-time games in Rupp Arena: 6
UK record in Rupp vs. TT: 6-0
Last time in Rupp Arena: UK, 104-54 (11/26/25)

North Carolina (Dec. 2)

All-time games in Rupp Arena: 8
UK record in Rupp vs. UNC: 5-3
Last time in Rupp Arena: UNC, 67-64 (12/2/25)

North Carolina Central (Dec. 9)

All-time games in Rupp Arena: 1
UK record in Rupp vs. NCC: 1-0
Last time in Rupp Arena: UK, 103-67 (12/9/25)

Indiana (Dec. 13)

All-time games in Rupp Arena: 10
UK record in Rupp vs. IU: 9-1
Last time in Rupp Arena: UK, 72-60 (12/13/25)

Bellarmine (Dec. 23)

All-time games in Rupp Arena: 2
UK record in Rupp vs. BU: 2-0
Last time in Rupp Arena: UK, 99-85 (12/23/25)

Missouri (Jan. 7)

All-time games in Rupp Arena: 10
UK record in Rupp vs. MU: 9-1
Last time in Rupp Arena: MU, 73-68 (1/7/26)

Mississippi State (Jan. 10)

All-time games in Rupp Arena: 34
UK record in Rupp vs. MSU: 32-2
Last time in Rupp Arena: UK, 92-68 (1/10/26)

Texas (Jan. 21)

All-time games in Rupp Arena: 1
UK record in Rupp vs. UT: 1-0
Last time in Rupp Arena: UK, 63-51 (12/5/14)

Ole Miss (Jan. 24)

All-time games in Rupp Arena: 34
UK record in Rupp vs. OM: 33-1
Last time in Rupp Arena: UK, 75-63 (2/13/24)

Oklahoma (Feb. 4)

All-time games in Rupp Arena: 1
UK record in Rupp vs. OU: 1-0
Last time in Rupp Arena: UK, 75-74 (3/1/87)

Tennessee (Feb. 7)

All-time games in Rupp Arena: 49
UK record in Rupp vs. UT: 41-8
Last time in Rupp Arena: UK, 75-64 (2/11/25)

Georgia (Feb. 17)

All-time games in Rupp Arena: 44
UK record in Rupp vs. UGA: 40-4
Last time in Rupp Arena: UK, 105-96 (1/20/24)

Vanderbilt (Feb. 28)

All-time games in Rupp Arena: 47
UK record in Rupp vs. VU: 44-3
Last time in Rupp Arena: UK, 82-61 (2/19/25)

Florida (March 7)

All-time games in Rupp Arena: 49
UK record in Rupp vs. UF: 39-10
Last time in Rupp Arena: UK, 106-100 (1/4/25)



HEAD COACH MARK POPE



Mark Pope, a captain of the University of Kentucky's 1996 National Championship team, returned to Lexington as the 23rd head coach of Kentucky's storied men's basketball program in April of 2024.

In 10 seasons as head coach, with stops at BYU and Utah Valley before coming to Kentucky, Pope has amassed a career record of 211-120. His squads have won 20 or more games in seven of the last eight seasons and he advanced to the Sweet 16 of the 2025 NCAA Tournament, his first at the helm of the Wildcats.

Kentucky went 24-12 overall in his inaugural season at his alma mater. Included in those victories were eight against Associated Press Top 15 opponents, tying Indiana (1992-93) and Duke (1978-79) for the most in a single season in collegiate basketball history. Five of the eight wins were against top 10 foes, setting a new program record. The Cats themselves ranked inside of the AP Top 25 for the duration of the season and finished the year ranking No. 12 overall.

With a win over No. 6 Florida on Jan. 4, Pope joined Adolph Rupp as the only coaches in program history to win each of their first three matchups vs. AP Top 10 teams.

He did it in dramatic fashion as well. Pope and his squad overcame a 16-point halftime deficit to outlast No. 7 Gonzaga on Dec. 7, 2024. It matched the largest halftime hole

overcome in program history. Making the wins over AP opponents even more impressive, the squad captured only one win over a top 15 team at full strength as the season was plagued with injuries. That victory was a stunning come-from-behind victory over No. 6 Duke in the third game of the season.

The Wildcats downed Troy and Illinois to reach the Sweet 16 of the NCAA Tournament. They became the first team in more than 20 years with zero returning points from the previous season to reach at least the second weekend of the tournament.

Kentucky finished the season ranking in the top 10 in KenPom offensive efficiency, it ranked seventh in the nation in points per game and set a program record with 341 made 3s. Furthermore, six players averaged double-digit scoring for the first time in school history.

To cap off a historic season, the Cats had two players (Koby Brea and Amari Williams) hear their names called in the 2025 NBA Draft. Brea went No. 41 overall to the Phoenix Suns, while Williams ended up with the Celtics. Lamont Butler, Andrew Carr and Jaxson Robinson all signed free-agent deals with NBA squads.

Pope returned to UK from Provo, Utah, where he compiled a 110-52 record (.679) during five campaigns at the helm of BYU. He took the Cougars to three postseason appearances, including two trips to the NCAA Tournament, and missed another bid when the 2020 event was cancelled because of the Covid pandemic. Three of his five BYU teams finished the season ranked in the top 20 of the KenPom efficiency ratings.

Pope went 23-11 in 2023-24. It was BYU's first season in the Big 12 Conference and the Cougars' 10-8 league record featured victories over No. 7 Kansas, No. 11 Baylor and No. 24 Iowa State. BYU's first win in the Big 12, on January 13 at Central Florida, also marked Pope's 100th victory as head coach of the Cougars.

The Cougars ranked third in the country with 11.1 made 3-pointers per game in 2023-24, and also ranked in the top 10 in assists per game (3rd) and assist-to-turnover ratio (6th). BYU led the Big 12 in scoring at 81.4 points per game. They were ranked as high as No. 12 in the AP Poll after going 12-1 in nonconference action, winning the Vegas Showdown, BYU's first multi-team event title since 2011. Pope was named to the 2024 Naismith College Coach of the Year Late Season Watch List for his efforts.

Pope's teams also hit the postseason in 2020-21, finishing with a 20-7 mark and making BYU's first appearance in the NCAA Tournament since 2015. The Cougars were 24-11 in 2021-22 and advanced to the quarterfinals of the National Invitation Tournament. The Cougars captured win No. 60 under Pope in January of '22, making him the fastest BYU coach to achieve the mark.

Pope began his head coaching stint at BYU in the 2019-20 season, tallying a 24-8 record, the most wins for a first-year coach in program history. He finished the season ranked No. 18 in the Associated Press poll and No. 16 in the USA Today/Coaches poll, becoming the first head coach at BYU to conclude the season with a national ranking in his first season. The Cougars finished second in the West Coast Conference with a 13-3 record. The Cougars also toppled No. 2-ranked Gonzaga, earning their best win over a ranked opponent inside their home venue in program history. The COVID pandemic prevented an almost-certain bid to the NCAA Tournament.

Pope's Cougars were statistically among the top offenses in the nation in '19-20. The Cougars finished the season ranked first in 3-point field goal percentage, second in assist-to-turnover ratio, third in field-goal percentage, fourth in 3-point field goals per game and fifth in assists per game.

Following his first season with the Cougars, Matt Norlander of CBS tabbed Pope as the best hire of the year. He was also awarded with the United States Basketball Writers Association District VIII Coach of the Year honor. He was a semifinalist for the Werner Ladder Naismith Coach of the Year.

Pope's first head coaching stint was a four-year term at Utah Valley. Beginning in 2015-16, the Wolverines increased their win total during every season of Pope's tenure, culminating in a 25-10 overall mark and a runner-up finish in the Western Athletic Conference in 2018-19. Utah Valley was 30-2 at home from 2017-19, and the 25 wins in 2019 were a single-season school record.

He began his collegiate playing career at the University of Washington, where he was tabbed the 1992 Pac-10 Freshman of the Year. After his sophomore season, he transferred to Kentucky, where he appeared in every game of his two-year career with the Wildcats. UK won the 1995 and '96 regular-season Southeastern Conference championships, the '95 SEC Tournament title and the 1996 NCAA Tournament. He averaged 7.9 points and 5.7 rebounds per game in 69 career games. Pope was named to the All-SEC Tournament Team in 1995, behind a pair of double-doubles in three games, including one in the title game that went to overtime.

Pope was selected in the second round of the 1996 NBA Draft by the Indiana Pacers. He played professional basketball from 1997-2005, including terms with Indiana, Milwaukee Bucks, New York Knicks and Denver Nuggets. In 2000-01, he started 45 games and helped the Bucks reach the Eastern Conference Finals.

Following his playing days, Pope enrolled in medical school at Columbia University and completed two years before returning to basketball. He joined Mark Fox's staff at Georgia in 2009. He then spent one season as an assistant coach for Jeff Bzdelik at Wake Forest and four seasons at BYU under Dave Rose. The Cougars posted four straight 20-win seasons and advanced to postseason play in each of those four years, including three bids to the NCAA Tournament. His success as an assistant at BYU was the springboard to become head coach at Utah Valley.

Pope and his wife, Lee Anne, have four daughters, Ella, Avery, Layla and Shay. He is a 1996 graduate of Kentucky with a degree in English.

PROFESSIONAL PLAYING CAREER

| | |
|------------------------|-----------|
| Anadolu Efes S.K. | 1996-97 |
| Indiana Pacers | 1997-99 |
| La Crosse Bobcats..... | 1999 |
| Ulkerspor | 1999-2000 |
| Milwaukee Bucks..... | 2000-02 |
| New York Knicks | 2002-03 |
| Denver Nuggets..... | 2003-05 |

COACHING CAREER

| | |
|---|------------|
| Georgia, assistant director of operations ... | 2009-10 |
| Wake Forest, assistant coach | 2010-11 |
| BYU, assistant coach..... | 2011-15 |
| Utah Valley, head coach | 2015-19 |
| BYU, head coach..... | 2019-24 |
| Kentucky, head coach | 2024-pres. |

UTAH VALLEY, HEAD COACH

| | | | |
|----------------|--------------|-------------|-------------------|
| 2015-16 | 12-18 | .400 | |
| 2016-17 | 17-17 | .500 | CBI Semifinals |
| 2017-18 | 23-11 | .676 | CBI Quarterfinals |
| 2018-19 | 25-10 | .714 | CBI Quarterfinals |
| Totals: | 77-56 | .579 | |

BYU, HEAD COACH

| | | | |
|----------------|---------------|-------------|---------------------|
| 2019-20 | 24-8 | .750 | Postseason not held |
| 2020-21 | 20-7 | .741 | NCAA First Round |
| 2021-22 | 24-11 | .686 | NIT Quarterfinals |
| 2022-23 | 19-15 | .559 | |
| 2023-24 | 23-11 | .676 | NCAA First Round |
| Totals: | 110-52 | .679 | |

KENTUCKY, HEAD COACH

| | | | |
|----------------|--------------|--------------|---------------|
| 2024-25 | 24-12 | 0.667 | NCAA Sweet 16 |
| 2025-26 | 12-6 | 0.667 | |
| Totals: | 36-18 | 0.667 | |

OVERALL

| | |
|-------------------|----------------|
| 11TH SEASON | 223-126 (.639) |
|-------------------|----------------|



HEAD COACH MARK POPE

Record vs. All Opponents

| Team | Overall | Kentucky | BYU | UV | Last Meeting |
|-----------------------|---------|----------|-----|-----|--|
| Alabama | 0-4 | 0-4 | 0-0 | 0-0 | L, 89-74 Jan. 3, 2026 |
| Antelope Valley | 2-0 | 0-0 | 0-0 | 2-0 | W, 102-63 Jan. 2, 2017 |
| Arizona | 0-1 | 0-0 | 0-0 | 0-1 | L, 80-69 Dec. 6, 2018 |
| Arizona State | 1-0 | 0-0 | 1-0 | 0-0 | W, 77-49 Nov. 23, 2023 |
| Arkansas | 0-1 | 0-1 | 0-0 | 0-0 | L, 89-79 Feb. 1, 2025 |
| Auburn | 0-1 | 0-1 | 0-0 | 0-0 | L, 94-78 March 1, 2025 |
| Baylor | 1-1 | 0-0 | 1-1 | 0-0 | W, 78-71 Feb. 20, 2024 |
| Bellarmine | 2-0 | 1-0 | 1-0 | 0-0 | W, 99-85 Dec. 23, 2025 |
| Benedictine | 1-0 | 0-0 | 0-0 | 1-0 | W, 86-52 Nov. 19, 2016 |
| Bethesda | 1-0 | 0-0 | 0-0 | 1-0 | W, 106-44 Dec. 14, 2017 |
| Boise State | 0-2 | 0-0 | 0-2 | 0-0 | L, 74-70 Dec. 9, 2020 |
| Brown | 1-0 | 1-0 | 0-0 | 0-0 | W, 88-54 Dec. 31, 2024 |
| Bucknell | 1-0 | 1-0 | 0-0 | 0-0 | W, 100-72 Nov. 9, 2024 |
| Butler | 0-1 | 0-0 | 0-1 | 0-0 | L, 75-70 Nov. 24, 2022 |
| BYU | 1-3 | 0-0 | 0-0 | 1-3 | L, 75-65 Nov. 9, 2018 |
| Cal State Bakersfield | 4-6 | 0-0 | 0-0 | 4-6 | W, 76-61 March 9, 2019 |
| Cal State Fullerton | 2-1 | 0-0 | 1-0 | 1-1 | W, 76-58 Nov. 5, 2019 |
| Cal State Northridge | 1-0 | 0-0 | 0-0 | 1-0 | W, 92-84 March 19, 2019 |
| California Baptist | 2-0 | 0-0 | 0-0 | 2-0 | W, 64-63 March 2, 2019 |
| Central Methodist | 1-0 | 0-0 | 1-0 | 0-0 | W, 97-61 Nov. 20, 2021 |
| Chicago State | 7-1 | 0-0 | 0-0 | 7-1 | W, 103-71 Feb. 21, 2019 |
| Cincinnati | 0-1 | 0-0 | 0-1 | 0-0 | L, 71-60 Jan. 6, 2024 |
| Clemson | 0-1 | 0-1 | 0-0 | 0-0 | L, 70-66 Dec. 3, 2024 |
| Cleveland State | 1-0 | 0-0 | 1-0 | 0-0 | W, 69-59 Nov. 9, 2021 |
| Colgate | 1-0 | 1-0 | 0-0 | 0-0 | W, 78-67 Dec. 11, 2024 |
| Creighton | 1-1 | 0-0 | 1-1 | 0-0 | W, 83-80 Dec. 10, 2022 |
| Dayton | 1-0 | 0-0 | 1-0 | 0-0 | W, 79-75 ^{OT} Nov. 25, 2022 |
| Denver | 3-1 | 0-0 | 1-0 | 2-1 | W, 90-74 Dec. 13, 2023 |
| Duke | 1-1 | 1-0 | 0-0 | 0-1 | W, 77-72 Nov. 12, 2024 |
| Duquesne | 0-1 | 0-0 | 0-1 | 0-0 | L, 71-67 March 21, 2024 |
| Eastern Illinois | 1-0 | 1-0 | 0-0 | 0-0 | W, 99-53 Nov. 14, 2025 |
| Eastern Oregon | 1-0 | 0-0 | 0-0 | 1-0 | W, 97-52 Nov. 20, 2017 |
| Eastern Washington | 1-0 | 0-0 | 0-0 | 1-0 | W, 87-65 March 13, 2018 |
| Evansville | 1-0 | 0-0 | 1-0 | 0-0 | W, 96-55 Dec. 5, 2023 |
| Florida | 1-0 | 1-0 | 0-0 | 0-0 | W, 106-100 Jan. 4, 2025 |
| Fresno State | 2-0 | 0-0 | 1-0 | 1-0 | W, 85-56 Dec. 1, 2023 |
| Georgia | 0-1 | 0-1 | 0-0 | 0-0 | L, 82-69 Jan. 7, 2025 |
| Georgia Southern | 1-0 | 0-0 | 0-0 | 1-0 | W, 74-49 March 15, 2017 |
| Georgia State | 2-0 | 1-0 | 1-0 | 0-0 | W, 105-76 Nov. 29, 2024 |
| Gonzaga | 2-10 | 1-1 | 1-8 | 0-1 | L, 94-59 Dec. 5, 2025 |
| Grand Canyon | 2-8 | 0-0 | 0-0 | 2-8 | L, 78-74 March 15, 2019 |
| Great Falls | 1-0 | 0-0 | 0-0 | 1-0 | W, 89-60 Nov. 14, 2015 |
| Hartford | 1-0 | 0-0 | 0-0 | 1-0 | W, 72-65 Nov. 19, 2018 |
| Hawaii | 0-1 | 0-0 | 0-0 | 0-1 | L, 70-69 Dec. 17, 2017 |
| Houston | 1-1 | 0-0 | 1-1 | 0-0 | L, 75-68 Jan. 23, 2024 |
| Houston Christian | 1-0 | 0-0 | 1-0 | 0-0 | W, 110-63 Nov. 6, 2023 |
| Idaho State | 5-0 | 0-0 | 1-0 | 4-0 | W, 60-56 Nov. 7, 2022 |
| Illinois | 1-0 | 1-0 | 0-0 | 0-0 | W, 84-75 March 23, 2025 |
| Indiana | 1-0 | 1-0 | 0-0 | 0-0 | W, 72-60 Dec. 13, 2025 |
| Iowa State | 1-1 | 0-0 | 1-1 | 0-0 | L, 68-63 March 6, 2024 |
| Jackson State | 1-0 | 1-0 | 0-0 | 0-0 | W, 108-59 Nov. 22, 2024 |
| Kansas | 1-1 | 0-0 | 1-1 | 0-0 | W, 76-68 Feb. 27, 2024 |
| Kansas City | 7-3 | 0-0 | 0-0 | 7-3 | W, 71-64 March 14, 2019 |
| Kansas State | 1-1 | 0-0 | 1-1 | 0-0 | L, 84-74 Feb. 24, 2024 |
| Kentucky | 0-1 | 0-0 | 0-0 | 0-1 | L, 73-63 Nov. 10, 2017 |
| Liberty | 1-0 | 0-0 | 1-0 | 0-0 | W, 80-75 Dec. 25, 2021 |
| Lindenwood | 1-0 | 0-0 | 1-0 | 0-0 | W, 90-61 Dec. 20, 2022 |
| Lipscomb | 1-0 | 1-0 | 0-0 | 0-0 | W, 97-68 Nov. 19, 2024 |
| Long Beach State | 2-0 | 0-0 | 1-0 | 1-0 | W, 93-72 March 16, 2022 |
| Louisville | 1-2 | 1-1 | 0-0 | 0-1 | L, 96-88 Nov. 11, 2025 |
| Loyola Maryland | 1-0 | 0-0 | 0-0 | 0-0 | W, 88-46 Nov. 21, 2025 |
| Loyola Marymount | 8-1 | 0-0 | 8-1 | 0-0 | W, 73-63 March 4, 2023 |
| LSU | 2-0 | 2-0 | 0-0 | 0-0 | W, 75-74 Jan. 14, 2026 |
| Michigan State | 0-1 | 0-1 | 0-0 | 0-0 | L, 83-66 Nov. 18, 2025 |
| Mississippi State | 2-0 | 2-0 | 0-0 | 0-0 | W, 92-68 Jan. 10, 2026 |
| Missouri | 1-1 | 1-1 | 0-0 | 0-0 | L, 73-68 Jan. 7, 2026 |
| Missouri State | 2-0 | 0-0 | 2-0 | 0-0 | W, 66-64 Nov. 16, 2022 |
| Montana State | 0-1 | 0-0 | 0-0 | 0-1 | L, 76-72 Dec. 1, 2015 |
| Montana Tech | 3-0 | 0-0 | 1-0 | 2-0 | W, 98-63 Nov. 30, 2019 |
| Morgan State | 1-0 | 0-0 | 1-0 | 0-0 | W, 93-50 Nov. 18, 2023 |
| NC Central | 1-0 | 1-0 | 0-0 | 0-0 | W, 103-67 Dec. 9, 2025 |
| NC State | 1-0 | 0-0 | 1-0 | 0-0 | W, 95-86 Nov. 24, 2023 |
| Nevada | 1-0 | 0-0 | 1-0 | 0-0 | W, 75-42 Dec. 10, 2019 |
| New Mexico State | 2-6 | 0-0 | 0-0 | 2-6 | L, 84-77 Feb. 14, 2019 |

| Team | Overall | Kentucky | BYU | UV | Last Meeting |
|----------------------|---------|----------|--------|-------|---------------------------|
| New Orleans | 1-0 | 0-0 | 1-0 | 0-0 | W, 86-61 Nov. 26, 2020 |
| Nicholls | 2-0 | 1-0 | 1-0 | 0-0 | W, 77-51 Nov. 4, 2025 |
| North Carolina | 0-1 | 0-1 | 0-0 | 0-0 | L, 67-64 Dec. 2, 2025 |
| North Dakota | 2-0 | 0-0 | 0-0 | 2-0 | W, 74-68 Nov. 24, 2018 |
| Northern Arizona | 1-0 | 0-0 | 0-0 | 1-0 | W, 98-78 Dec. 8, 2018 |
| Northern Iowa | 1-0 | 0-0 | 1-0 | 0-0 | W, 90-71 March 19, 2022 |
| Ohio State | 0-1 | 0-1 | 0-0 | 0-0 | L, 85-65 Dec. 21, 2024 |
| Ole Miss | 0-1 | 0-1 | 0-0 | 0-0 | L, 98-84 Feb. 4, 2025 |
| Oklahoma | 2-1 | 2-0 | 0-1 | 0-0 | W, 85-84 March 13, 2025 |
| Oklahoma State | 1-1 | 0-0 | 1-1 | 0-0 | W, 85-71 March 9, 2024 |
| Oral Roberts | 1-0 | 0-0 | 1-0 | 0-0 | W, 79-73 Dec. 28, 2019 |
| Oregon | 1-0 | 0-0 | 1-0 | 0-0 | W, 81-49 Nov. 16, 2021 |
| Pacific | 6-1 | 0-0 | 6-1 | 0-0 | W, 81-66 Feb. 4, 2023 |
| Pepperdine | 7-2 | 0-0 | 7-2 | 0-0 | L, 92-80 Feb. 9, 2023 |
| Portland | 7-0 | 0-0 | 7-0 | 0-0 | W, 82-71 March 3, 2023 |
| Rice | 1-0 | 0-0 | 0-0 | 1-0 | W, 85-79 March 20, 2017 |
| Saint Mary's | 4-8 | 0-0 | 4-6 | 0-2 | L, 76-69 March 6, 2023 |
| Sam Houston State | 2-0 | 0-0 | 0-0 | 2-0 | W, 85-79 Dec. 22, 2018 |
| San Diego | 4-0 | 0-0 | 4-0 | 0-0 | W, 68-48 Jan. 7, 2022 |
| San Diego Christian | 1-0 | 0-0 | 0-0 | 1-0 | W, 88-79 Jan. 2, 2016 |
| San Diego State | 3-2 | 0-0 | 3-2 | 0-0 | W, 74-65 Nov. 10, 2023 |
| San Francisco | 5-5 | 0-0 | 5-4 | 0-1 | W, 87-61 Feb. 25, 2023 |
| Santa Clara | 1-3 | 0-0 | 1-3 | 0-0 | L, 81-74 Feb. 16, 2023 |
| Seattle | 5-4 | 0-0 | 0-0 | 5-4 | W, 77-68 Feb. 26, 2019 |
| South Carolina | 1-0 | 1-0 | 0-0 | 0-0 | W, 80-57 Feb. 8, 2025 |
| South Dakota | 0-1 | 0-0 | 0-1 | 0-0 | L, 69-68 Dec. 3, 2022 |
| SE Louisiana | 1-0 | 0-0 | 1-0 | 0-0 | W, 105-48 Nov. 15, 2023 |
| Southern Cal | 0-2 | 0-0 | 0-2 | 0-0 | L, 82-76 Nov. 23, 2022 |
| Southern Utah | 1-1 | 0-0 | 1-0 | 0-1 | W, 68-63 Nov. 13, 2019 |
| St. John's | 2-0 | 1-0 | 1-0 | 0-0 | W, 78-66 Dec. 20, 2025 |
| TCU | 1-0 | 0-0 | 1-0 | 0-0 | W, 87-75 March 2, 2024 |
| Tennessee | 3-1 | 3-1 | 0-0 | 0-0 | W, 80-88 Jan. 17, 2026 |
| Tennessee Tech | 1-0 | 1-0 | 0-0 | 0-0 | W, 104-54 Nov. 26, 2025 |
| Texas | 1-1 | 0-1 | 1-0 | 0-0 | L, 82-78 Feb. 15, 2025 |
| Texas A&M | 1-0 | 1-0 | 0-0 | 0-0 | W, 81-69 Jan. 14, 2025 |
| Texas Southern | 2-0 | 0-0 | 2-0 | 0-0 | W, 81-64 Nov. 24, 2021 |
| Texas Tech | 0-2 | 0-0 | 0-2 | 0-0 | L, 81-67 March 14, 2024 |
| Troy | 1-0 | 1-0 | 0-0 | 0-0 | W, 76-57 March 21, 2025 |
| UC Davis | 1-2 | 0-0 | 0-0 | 1-2 | W, 80-71 Nov. 18, 2017 |
| UC Riverside | 2-0 | 0-0 | 0-0 | 2-0 | W, 90-82 Dec. 28, 2017 |
| UCF | 3-0 | 0-0 | 3-0 | 0-0 | W, 87-73 March 13, 2024 |
| UCLA | 1-1 | 0-0 | 1-1 | 0-0 | L, 73-62 March 20, 2021 |
| UNC Wilmington | 0-1 | 0-0 | 0-0 | 0-1 | L, 102-77 Dec. 22, 2015 |
| UNLV | 1-0 | 0-0 | 1-0 | 0-0 | W, 83-50 Dec. 7, 2019 |
| USF | 1-1 | 0-0 | 1-0 | 0-1 | W, 54-39 Dec. 22, 2021 |
| UT Rio Grande Valley | 8-0 | 0-0 | 0-0 | 8-0 | W, 76-64 Feb. 16, 2019 |
| UT San Antonio | 3-1 | 0-0 | 0-0 | 3-1 | W, 88-80 Dec. 2, 2017 |
| Utah | 3-3 | 0-0 | 3-2 | 0-1 | L, 73-69 Dec. 9, 2023 |
| Utah State | 3-3 | 0-0 | 3-0 | 0-3 | W, 82-71 Dec. 8, 2021 |
| Utah Valley | 1-2 | 0-0 | 1-2 | 0-0 | L, 75-60 Dec. 7, 2022 |
| Valparaiso | 1-0 | 0-0 | 0-0 | 0-0 | W, 107-59 Nov. 7, 2025 |
| Vanderbilt | 1-2 | 1-1 | 0-1 | 0-0 | W, 82-61 Feb. 19, 2025 |
| Virginia Tech | 1-0 | 0-0 | 1-0 | 0-0 | W, 90-77 Nov. 27, 2019 |
| Washington State | 0-2 | 0-0 | 0-1 | 0-1 | L, 77-58 March 23, 2022 |
| Weber State | 7-1 | 0-0 | 4-0 | 3-1 | W, 63-57 Dec. 22, 2022 |
| West Virginia | 1-0 | 0-0 | 1-0 | 0-0 | W, 86-73 Feb. 3, 2024 |
| Western Colorado | 1-0 | 0-0 | 0-0 | 1-0 | W, 82-59 Nov. 28, 2018 |
| Western Kentucky | 1-0 | 1-0 | 0-0 | 0-0 | W, 87-68 Nov. 26, 2024 |
| Western Oregon | 1-0 | 0-0 | 1-0 | 0-0 | W, 97-64 Dec. 15, 2022 |
| Westminster | 4-0 | 0-0 | 3-0 | 1-0 | W, 100-70 Nov. 29, 2022 |
| Wright State | 1-0 | 1-0 | 0-0 | 0-0 | W, 103-62 Nov. 4, 2024 |
| Wyoming | 1-1 | 0-0 | 1-0 | 0-1 | W, 94-68 Dec. 30, 2023 |
| | 223-126 | 36-18 | 110-52 | 77-56 | |



HEAD COACH MARK POPE

Career Highlights

Kentucky

- UK captured eight wins over AP Top-15 opponents this season, the most in program history. That mark is tied with 1992-93 Indiana and 1978-79 Duke for the most top 15 wins ever in a single season. Kentucky defeated only one AP Top 15 team (Duke) at full strength
- Kentucky made 341 3-pointers on the year, which is the most in a single-season in program history in Pope's first season
- UK was the only team in the last 20 years to make the Sweet 16 having not returned a single point scorer from the prior season
- Six players finished the season averaging double-figure points per game. It marked the first time in school history a team had six double-digit scorers

BYU

- After being picked to finish last in its first season in the Big 12, Pope led the Cougars to a fifth-place finish with wins over No. 7 Kansas, No. 11 Baylor and No. 24 Iowa State
- 2024 Naismith College Coach of the Year Late Season Watch List
- The 2023-24 Cougars spent 16 weeks in the AP Top 25, the second-most appearances in school history
- One of four coaches in program history to win 20 or more games in first three seasons as head coach, joining G. Ott Romney, Roger Reid and Dave Rose
- Produced a 64-12 (.842) home record
- Led BYU to its first appearance in the NCAA Tournament since 2015 in 2021
- Named USBWA District VII Coach of the Year after leading BYU to a 24-8 record before COVID-19 canceled postseason play
- The 24 wins in his inaugural season was a program record
- Cougars ranked first in the nation in 3-point percentage in 2020, marking just the second time in program history that BYU ranked first nationally in any offensive statistic
- In 2023-24, BYU ranked second in the nation in 3-point attempts and third in made 3-pointers per game and assists per game
- Was the fastest coach to 60 wins in program history
- Became only the second coach in program history to earn an AP Top 25 ranking in his first season, and the first to finish the year among the top 25
- Downed No. 2 Gonzaga in 2020 at home, marking the highest-ranked foe ever defeated in the Marriott Center
- Four of his five BYU teams spent time in the AP Top 25. Prior to his hiring in 2019, BYU had not appeared in a single poll since the 2010-11 season

Utah Valley

- Increased total victories every season at the helm
- With 23 wins in 2017-18 and 25 in 2018-19, Pope guided the Wolverines to the first back-to-back 20-win seasons in program history
- The 25 wins in 2018-19 were the most ever in the program's history
- Coached the 2019 Western Athletic Conference Player and Freshman of the Year
- Utah Valley was 20-2 at home from 2017-19
- Led the Wolverines to 22 consecutive home wins from 2017-19. It was the nation's second-longest active home winning streak at the time and the longest in school history

Pope's Record When ...

| Seson | School | Overall | Home | Away | Neutral | Conf. | Conf. Tourney | Postseason |
|---------|-------------|---------|--------|-------|---------|-------|---------------|-------------|
| 2015-16 | Utah Valley | 12-18 | 7-8 | 5-9 | 0-1 | 6-8 | 0-1 | -- |
| 2016-17 | Utah Valley | 17-17 | 8-5 | 8-11 | 1-1 | 6-8 | 1-1 | 2-1 CBI |
| 2017-18 | Utah Valley | 23-11 | 16-1 | 6-9 | 1-1 | 10-4 | 1-1 | 1-1 CBI |
| 2018-19 | Utah Valley | 25-10 | 14-1 | 8-8 | 3-1 | 12-4 | 1-1 | 1-1 CBI |
| 2019-20 | BYU | 24-8 | 14-1 | 6-5 | 4-2 | 13-3 | 0-1 | 0-0 (COVID) |
| 2020-21 | BYU | 20-7 | 10-2 | 7-2 | 3-3 | 10-3 | 1-1 | 0-1 NCAA |
| 2021-22 | BYU | 24-11 | 14-3 | 6-5 | 4-3 | 9-6 | 1-1 | 2-1 NIT |
| 2022-23 | BYU | 19-15 | 12-4 | 2-7 | 5-4 | 7-9 | 2-1 | -- |
| 2023-24 | BYU | 23-11 | 16-2 | 3-7 | 4-2 | 10-8 | 1-1 | 0-1 NCAA |
| 2024-25 | Kentucky | 24-12 | 15-3 | 4-6 | 5-3 | 10-8 | 1-1 | 2-1 NCAA |
| 2025-26 | Kentucky | 12-6 | 9-2 | 2-2 | 1-2 | 3-2 | 0-0 | -- |
| | at Kentucky | 36-18 | 24-5 | 6-8 | 6-5 | 13-10 | 1-1 | 2-1 NCAA |
| | Total | 223-126 | 135-32 | 57-71 | 31-23 | 96-63 | 9-10 | 8-7 |

Statistical Snapshot Year-to-Year

| | KenPom O | KenPom D | Avg. Points Per Possession | 3-Point % | Made 3s Per Game |
|---------------------|----------|----------|----------------------------|-----------|------------------|
| Kentucky (25-26) | 32 | 32 | 1.190 | 34.9% | 8.6 |
| Kentucky (24-25) | 10 | 51 | 1.164 | 37.5% | 9.5 |
| BYU (23-24) | 14 | 60 | 1.164 | 34.8% | 11.1 |
| BYU (22-23) | 103 | 52 | 1.048 | 34.0% | 8.1 |
| BYU (21-22) | 50 | 70 | 1.060 | 35.3% | 8.0 |
| BYU (20-21) | 23 | 30 | 1.087 | 37.3% | 8.7 |
| BYU (19-20) | 7 | 60 | 1.121 | 42.2% | 10.4 |
| Utah Valley (18-19) | 96 | 131 | 1.090 | 38.2% | 8.1 |
| Utah Valley (17-18) | 73 | 131 | 1.093 | 38.6% | 7.9 |
| Utah Valley (16-17) | 240 | 75 | 0.990 | 32.0% | 8.8 |
| Utah Valley (15-16) | 268 | 278 | 0.989 | 35.1% | 8.5 |

Pope Award Winners

| Player (School) | Honor |
|----------------------------|----------------------------------|
| Matt Haarms (BYU) | WCC Defensive Player of the Year |
| Wyatt Lowell (Utah Valley) | WAC Freshman of the Year |
| Jaxson Robinson (BYU) | Big 12 Sixth Man of the Year |
| Jake Toolson (Utah Valley) | WAC Player of the Year |
| (BYU) | WCC Newcomer of the Year |

Pope All-Conference Honors

| Player (School) | Team (Year) |
|--------------------------------|------------------|
| Brandon Averette (BYU) | Second (2021) |
| Alex Barcello (BYU) | First (2021) |
| | First (2022) |
| Yoeli Childs (BYU) | First (2020) |
| Marcel Davis (Utah Valley) | Second (2016) |
| Konner Frey (Utah Valley) | Freshman (2016) |
| Matt Haarms (BYU) | Second (2021) |
| Dallin Hall (BYU) | Freshman (2023) |
| TJ Haws (BYU) | First (2020) |
| Caleb Lohner (BYU) | Freshman (2022) |
| Akolda Manyang (Utah Valley) | Defensive (2018) |
| Isaac Neilson (Utah Valley) | Defensive (2017) |
| Kenneth Ogbe (Utah Valley) | First (2018) |
| Otega Owheh (Kentucky) | Second (2025) |
| Brandon Randolph (Utah Valley) | Second (2018) |
| Conner Toolson (Utah Valley) | Second (2018) |
| Jake Toolson (Utah Valley) | Freshman (2018) |
| | First (2019) |
| (BYU) | First (2020) |
| Fousseyni Traore (BYU) | Second (2023) |
| | Freshman (2022) |

Pope by the Numbers

| | |
|------|--|
| 1996 | National Champion |
| 135 | Career home victories as a HC |
| 41 | Margin of first UK coaching victory, also the jersey number he wore as a UK player |
| 23rd | Coach in UK history |
| 14 | First or second team all-conference honors by players |
| 9 | Teams to average 70.0+ points per game |
| 7 | 20-win seasons |
| 7 | Postseason appearances |



More than 20,000 fans were in attendance in Rupp Arena at Central Bank Center on April 14, 2024 when UK introduced Mark Pope as its 23rd head coach.

00



OTEGA OWEH

SR. | Guard | 6-4 | 220
Newark, N.J. | University of Oklahoma
Communication

X: @OtegaOweh | IG: @otegaowe

- Scored in double figures in all 18 games
- Had 12 points at Tennessee, including the go-ahead layup with 34 seconds to go
- Notched 21 points, four rebounds and two steals in the win at LSU. He is the first UK player to top 20 points in each of the first four SEC games since Jodie Meeks in 2008-09
- Had 22 points against Mississippi State while also setting a season-high with five steals
- Hit the longest shot in UK program history with a 69-foot heave at the end of the half vs. Missouri. He logged team highs in points (20), rebounds (5), assists (4) and steals (4) against the Tigers
- Led the team with 22 points, eight rebounds and three assists in SEC opener at Alabama
- Named SEC Player of the Week after being the game's high scorer with 20 points in win over St. John's, also tallying three steals
- Nearly had a triple-double in the win over Bellarmine with 10 points, eight rebounds and a career-best 10 assists
- Went for a season-high 21 points, seven rebounds and four steals vs. NC Central, knocking down three 3s
- Had 16 points, five boards and five assists vs. Gonzaga
- Posted 16 points, also generating two steals and two blocks vs. UNC
- Tallied 16 points vs. Tennessee Tech
- Had 12 points, five rebounds, two steals and a block at Louisville
- Tallied 15 points, five boards and three assists in win over Valparaiso
- Opened the 2025-26 season with 13 points vs. Nicholls
- Preseason SEC Player of the Year and a member of the preseason All-SEC First Team
- Preseason All-America by The Sporting News, ESPN, Blue Ribbon, College Hoops Today and The Field of 68
- Named to the preseason watch list for the Jerry West Award by the Naismith Memorial Basketball Hall of Fame
- Naismith and Wooden Player of the Year Watch List
- Set career highs in points per game (16.2), rebounds per game (4.7), assists per game (1.7), steals per game (1.6), blocks per game (0.5) and free-throw percentage (.776) a season ago
- A career 1,000-point scorer
- Brother, Odafe, is a linebacker for the Los Angeles Chargers

2025-26 SEASON/CAREER HIGHS*

| | |
|--------------------------------------|---|
| Points | |
| Season | 22, 2x last MISSISSIPPI STATE (1/10/26) |
| Career | 28, at Oklahoma (2/26/25) |
| Rebounds | |
| Season | 8, 2x last at Alabama (1/3/26) |
| Career | 12, at Vanderbilt (1/25/25) |
| Field Goals | |
| Season | 10, MISSISSIPPI STATE (1/10/26) |
| Career | 12, at Oklahoma (2/26/25) |
| Field Goals Attempted | |
| Season | 17, 2x last MISSISSIPPI STATE (1/10/26) |
| Career | 21, at Oklahoma (2/26/25) |
| 3-Point Field Goals | |
| Season | 3, 3x last at LSU (1/14/26) |
| Career | 3, 4x last at LSU (1/14/26) |
| 3-Point Field Goals Attempted | |
| Season | 6, 2x last at LSU (1/14/26) |
| Career | 6, 2x last at LSU (1/14/26) |
| Free Throws | |
| Season | 9, vs. Gonzaga (12/5/25) |
| Career | 13, vs. Ohio State (12/21/24) |
| Free Throws Attempted | |
| Season | 10, 2x last at LSU (1/14/26) |
| Career | 13, vs. Ohio State (12/21/24) |
| Assists | |
| Season | 10, BELLARMINE (12/23/25) |
| Career | 10, BELLARMINE (12/23/25) |
| Steals | |
| Season | 5, MISSISSIPPI ST. (1/10/26) |
| Career | 7, GREEN BAY (12/16/23) |
| Blocked Shots | |
| Season | 2, NORTH CAROLINA (12/2/25) |
| Career | 2, 8x last NORTH CAROLINA (12/2/25) |
| Minutes Played | |
| Season | 37, at LSU (1/14/26) |
| Career | 38, vs. Gonzaga (12/7/24) |

| MISCELLANEOUS | 2025-26 | CAREER* |
|--------------------------------|---------|---------|
| Dunks | 21 | 100 |
| Double-Figure Scoring Games | 18 | 73 |
| Double-Figure Rebounding Games | 0 | 2 |
| Games With Double-Double | 1 | 3 |
| Games Led UK in Scoring | 9 | 29 |
| Games Led UK in Rebounding | 6 | 13 |
| Games Led UK in Assists | 5 | 9 |
| Games Led UK in Steals | 9 | 56 |
| Games Led UK in Blocks | 2 | 21 |
| Games With 3+ Assists | 9 | 22 |
| Games With 3+ Blocks | 0 | 0 |
| Games With 3+ Steals | 5 | 23 |
| Games With 3+ Three-Pointers | 3 | 4 |

*Includes Oklahoma statistics

GAME-BY-GAME STATISTICS

| Opponent | Date | GS | Min | FG-A | Pct. | 3FG-A | Pct. | FT-A | Pct. | Off-Def-Tot | PF | Ast | TO | Blk | Stl | Pts |
|--------------------|-------|----|-----|-------|------|-------|------|------|-------|-------------|----|-----|----|-----|-----|-----|
| NICHOLLS | 11/4 | * | 21 | 4-9 | .444 | 1-2 | .500 | 4-5 | .800 | 1-2-3 | 2 | 0 | 3 | 0 | 1 | 13 |
| VALPARAISO | 11/7 | * | 22 | 6-10 | .600 | 1-3 | .333 | 2-2 | 1.000 | 1-4-5 | 0 | 3 | 2 | 0 | 0 | 15 |
| at Louisville | 11/11 | * | 28 | 4-13 | .308 | 1-6 | .167 | 3-4 | .750 | 1-4-5 | 5 | 2 | 5 | 1 | 2 | 12 |
| EASTERN ILLINOIS | 11/14 | * | 18 | 4-7 | .571 | 0-1 | .000 | 4-4 | 1.000 | 0-2-2 | 2 | 3 | 0 | 0 | 0 | 12 |
| vs. Michigan State | 11/18 | * | 31 | 4-12 | .333 | 2-5 | .400 | 2-2 | 1.000 | 0-4-4 | 1 | 3 | 1 | 1 | 0 | 12 |
| LOYOLA (MD) | 11/21 | * | 24 | 5-9 | .556 | 1-3 | .333 | 0-0 | .000 | 0-5-5 | 1 | 2 | 2 | 0 | 3 | 11 |
| TENNESSEE TECH | 11/26 | * | 24 | 6-11 | .545 | 1-2 | .500 | 3-3 | 1.000 | 1-1-2 | 2 | 3 | 2 | 0 | 2 | 16 |
| NORTH CAROLINA | 12/2 | * | 33 | 6-11 | .545 | 0-1 | .000 | 4-6 | .667 | 2-7-9 | 3 | 2 | 2 | 2 | 2 | 16 |
| vs. Gonzaga | 12/5 | * | 29 | 3-7 | .429 | 1-3 | .333 | 9-10 | .900 | 1-4-5 | 2 | 5 | 1 | 0 | 2 | 16 |
| NC CENTRAL | 12/9 | * | 27 | 9-12 | .750 | 3-4 | .750 | 0-1 | .000 | 2-5-7 | 0 | 1 | 0 | 1 | 4 | 21 |
| INDIANA | 12/13 | * | 33 | 2-8 | .250 | 1-2 | .500 | 5-8 | .625 | 2-2-4 | 3 | 1 | 0 | 0 | 2 | 10 |
| vs. St. John's | 12/20 | * | 34 | 6-17 | .353 | 0-3 | .000 | 8-9 | .889 | 1-4-5 | 3 | 1 | 3 | 0 | 3 | 20 |
| BELLARMINE | 12/23 | * | 33 | 2-7 | .286 | 0-2 | .000 | 6-8 | .750 | 2-6-8 | 2 | 10 | 4 | 0 | 2 | 10 |
| at Alabama* | 1/3 | * | 36 | 8-16 | .500 | 1-4 | .250 | 5-7 | .714 | 2-6-8 | 3 | 3 | 2 | 0 | 1 | 22 |
| MISSOURI* | 1/7 | * | 35 | 6-11 | .545 | 3-4 | .750 | 5-8 | .625 | 1-4-5 | 3 | 4 | 1 | 0 | 4 | 20 |
| MISSISSIPPI STATE* | 1/10 | * | 32 | 10-17 | .588 | 2-4 | .500 | 0-0 | .000 | 0-3-3 | 3 | 5 | 1 | 1 | 5 | 22 |
| at LSU* | 1/14 | * | 37 | 6-13 | .462 | 3-6 | .500 | 6-10 | .600 | 0-4-4 | 2 | 1 | 2 | 0 | 2 | 21 |
| at Tennessee* | 1/17 | * | 31 | 3-11 | .273 | 1-5 | .200 | 5-9 | .556 | 2-0-2 | 3 | 1 | 3 | 1 | 2 | 12 |



Back in Blue with
DeAndre Liggins



Mic'd Up



Cats by 90

CAREER STATISTICS

| Year | GP-GS | Min-Avg | FG-FGA | Pct | 3FG-FGA | Pct | FT-FTA | Pct | Off-Def-Tot-Avg | PF-FO | Ast | TO | Blk | Stl | Pts | Avg |
|---------|--------|-----------|---------|------|---------|------|---------|------|-----------------|-------|-----|-----|-----|-----|------|------|
| 2022-23 | 28-9 | 370-13.2 | 47-106 | .443 | 1-4 | .250 | 39-60 | .650 | 21-38-59-2.1 | 50-2 | 5 | 31 | 5 | 33 | 134 | 4.8 |
| 2023-24 | 32-28 | 797-24.9 | 136-276 | .493 | 20-53 | .377 | 72-112 | .643 | 29-91-120-3.8 | 76-0 | 32 | 57 | 14 | 47 | 364 | 11.4 |
| 2024-25 | 36-36 | 1020-28.3 | 204-415 | .492 | 27-76 | .355 | 149-192 | .776 | 36-132-168-4.7 | 94-2 | 62 | 55 | 19 | 57 | 584 | 16.2 |
| 2025-26 | 18-18 | 528-29.3 | 94-201 | .468 | 22-60 | .367 | 71-96 | .740 | 17-64-81-4.5 | 39-1 | 50 | 34 | 7 | 37 | 281 | 15.6 |
| Career | 114-91 | 2716-23.8 | 481-998 | .482 | 70-193 | .363 | 331-460 | .720 | 103-325-428-3.8 | 259-5 | 149 | 177 | 45 | 174 | 1363 | 12.0 |



1



DENZEL ABERDEEN

SR. | Guard | 6-5 | 195
Orlando, Fla. | University of Florida
Criminal Justice

X: @DenzelAberdeen | IG: @1wayyzel

- Led the team with 22 points, including 18 in the second half, in come-from-behind win at Tennessee
- Poured in 17 points -- all coming in the second half -- to help the Wildcats overcome an 18-point deficit on the road at LSU
- Scored 16 in the win over Mississippi State, his most points since Nov. 26 against Tennessee Tech
- Notched seven points, a team-high four assists and a trio of boards vs. Missouri
- Had 14 points, powered by four 3s, and four assists in the win over Bellarmine
- Posted 16 points, four assists and three steals vs. Tennessee Tech
- Had a career-high eight rebounds to go along with 11 points and six assists in 28 minutes vs. Loyola (MD)
- Scored 13 points and posted three boards with two steals in win vs. Eastern Illinois
- Had a career performance at Louisville, topping best marks in points (26) and rebounds (7)
- Posted a perfect shooting night against Valparaiso going 3 of 3 from the floor and 5 of 5 from the line for 12 points
- A member of Florida's 2025 National Championship squad
- Averaged 7.7 points in 39 appearances with five starts a season ago
- Had 10 games with double-figure scoring as a junior
- Had back-to-back 20-point games, scoring 20 on the road at Mississippi State and a career-high 22 points on five made 3s vs. South Carolina
- Twice named Florida Association of Basketball Coaches (FABC) All-State, earning first team in 2021 and second team in 2022
- Scored 27 points in the 2021 7A championship game, leading Dr. Phillips to its first state championship in school history
- Lists his shoe collection as his most prized possession and his favorite movie is Home Alone

2025-26 SEASON/CAREER HIGHS*

| | |
|--------------------------------------|--|
| Points | |
| Season | 26, at Louisville (11/11/25) |
| Career | 26, at Louisville (11/11/25) |
| Rebounds | |
| Season | 8, LOYOLA MD (11/21/25) |
| Career | 8, LOYOLA MD (11/21/25) |
| Field Goals | |
| Season | 10, at Louisville (11/11/25) |
| Career | 10, at Louisville (11/11/25) |
| Field Goals Attempted | |
| Season | 20, at Louisville (11/11/25) |
| Career | 20, at Louisville (11/11/25) |
| 3-Point Field Goals | |
| Season | 4, 3x last BELLARMINE (12/23/25) |
| Career | 5, vs. SOUTH CAROLINA (2/15/25) |
| 3-Point Field Goals Attempted | |
| Season | 10, at Louisville (11/11/25) |
| Career | 10, at Louisville (11/11/25) |
| Free Throws | |
| Season | 7, vs. Michigan State (11/18/25) |
| Career | 7, vs. Michigan State (11/18/25) |
| Free Throws Attempted | |
| Season | 8, vs. Michigan State (11/18/25) |
| Career | 8, 2x last vs. Michigan St. (11/18/25) |
| Assists | |
| Season | 6, 2x last LOYOLA MD (11/21/25) |
| Career | 6, 2x last LOYOLA MD (11/21/25) |
| Steals | |
| Season | 3, 2x last TENNESSEE TECH (11/26/25) |
| Career | 4, vs. Texas A&M (3/16/24) |
| Blocked Shots | |
| Season | 1, 2x, last NC CENTRAL (12/9/25) |
| Career | 1, 4x last NC CENTRAL (12/9/25) |
| Minutes Played | |
| Season | 35, NORTH CAROLINA (12/2/25) |
| Career | 35, 2x last NORTH CAROLINA (12/2/25) |

| MISCELLANEOUS | 2025-26 | CAREER* |
|--------------------------------|---------|---------|
| Dunks | 5 | 15 |
| Double-Figure Scoring Games | 12 | 25 |
| Double-Figure Rebounding Games | 0 | 0 |
| Games With Double-Double | 0 | 0 |
| Games Led UK in Scoring | 3 | 6 |
| Games Led UK in Rebounding | 1 | 1 |
| Games Led UK in Assists | 6 | 8 |
| Games Led UK in Steals | 4 | 10 |
| Games Led UK in Blocks | 0 | 1 |
| Games With 3+ Assists | 11 | 19 |
| Games With 3+ Blocks | 0 | 0 |
| Games With 3+ Steals | 2 | 4 |
| Games With 3+ Three-Pointers | 4 | 7 |

*includes Florida statistics

GAME-BY-GAME STATISTICS

| Opponent | Date | GS | Min | FG-A | Pct. | 3FG-A | Pct. | FT-A | Pct. | Off-Def-Tot | PF | Ast | TO | Blk | Stl | Pts |
|--------------------|-------|----|-----|-------|-------|-------|-------|------|-------|-------------|----|-----|----|-----|-----|-----|
| NICHOLLS | 11/4 | | 23 | 4-9 | .444 | 1-5 | .200 | 1-1 | 1.000 | 0-5-5 | 3 | 6 | 0 | 0 | 0 | 10 |
| VALPARAISO | 11/7 | * | 19 | 3-3 | 1.000 | 1-1 | 1.000 | 5-5 | 1.000 | 1-3-4 | 1 | 2 | 1 | 0 | 1 | 12 |
| at Louisville | 11/11 | * | 31 | 10-20 | .500 | 4-10 | .400 | 2-3 | .667 | 2-5-7 | 1 | 3 | 1 | 0 | 1 | 26 |
| EASTERN ILLINOIS | 11/14 | * | 23 | 6-9 | .667 | 1-3 | .333 | 0-0 | .000 | 0-3-3 | 1 | 1 | 1 | 0 | 2 | 13 |
| vs. Michigan State | 11/18 | * | 31 | 1-8 | .125 | 1-5 | .200 | 7-8 | .875 | 1-0-1 | 4 | 2 | 3 | 0 | 3 | 10 |
| LOYOLA (MD) | 11/21 | * | 28 | 5-7 | .714 | 0-1 | .000 | 1-3 | .333 | 2-6-8 | 0 | 6 | 2 | 0 | 1 | 11 |
| TENNESSEE TECH | 11/26 | * | 22 | 6-10 | .600 | 4-6 | .667 | 0-0 | .000 | 1-1-2 | 1 | 4 | 1 | 0 | 3 | 16 |
| NORTH CAROLINA | 12/2 | * | 35 | 4-13 | .308 | 0-3 | .000 | 2-2 | 1.000 | 1-3-4 | 1 | 4 | 1 | 1 | 0 | 10 |
| vs. Gonzaga | 12/5 | * | 25 | 3-12 | .250 | 1-4 | .250 | 1-3 | .333 | 2-0-2 | 1 | 2 | 1 | 0 | 0 | 8 |
| NC CENTRAL | 12/9 | * | 24 | 4-7 | .571 | 0-2 | .000 | 0-0 | .000 | 0-2-2 | 0 | 5 | 2 | 1 | 1 | 8 |
| INDIANA | 12/13 | * | 25 | 3-7 | .429 | 1-1 | 1.000 | 2-4 | .500 | 0-1-1 | 2 | 0 | 1 | 0 | 0 | 9 |
| vs. St. John's | 12/20 | * | 27 | 1-5 | .200 | 0-2 | .000 | 2-2 | 1.000 | 0-3-3 | 1 | 3 | 2 | 0 | 1 | 4 |
| BELLARMINE | 12/23 | * | 25 | 5-8 | .625 | 4-7 | .571 | 0-0 | .000 | 0-2-2 | 3 | 4 | 1 | 0 | 0 | 14 |
| at Alabama* | 1/3 | * | 27 | 1-7 | .143 | 0-3 | .000 | 5-5 | 1.000 | 0-1-1 | 4 | 1 | 2 | 0 | 0 | 7 |
| MISSOURI* | 1/7 | * | 28 | 3-7 | .429 | 1-2 | .500 | 0-0 | .000 | 1-2-3 | 1 | 4 | 1 | 0 | 0 | 7 |
| MISSISSIPPI STATE* | 1/10 | * | 33 | 5-9 | .556 | 2-3 | .667 | 4-4 | 1.000 | 0-1-1 | 1 | 4 | 2 | 0 | 0 | 16 |
| at LSU* | 1/14 | * | 34 | 5-8 | .625 | 2-3 | .667 | 5-5 | 1.000 | 0-1-1 | 3 | 4 | 1 | 0 | 0 | 17 |
| at Tennessee* | 1/17 | * | 29 | 7-11 | .636 | 3-6 | .500 | 5-6 | .833 | 0-0-0 | 2 | 2 | 0 | 0 | 2 | 22 |



Mic'd Up



Follow Friday

CAREER STATISTICS

| Year | GP-GS | Min-Avg | FG-FGA | Pct | 3FG-FGA | Pct | FT-FTA | Pct | Off-Def-Tot-Avg | PF-FO | Ast | TO | Blk | Stl | Pts | Avg |
|---------|--------|-----------|---------|------|---------|------|---------|------|-----------------|-------|-----|----|-----|-----|-----|------|
| 2022-23 | 12-0 | 41-3.4 | 7-16 | .438 | 0-5 | .000 | 5-9 | .556 | 1-3-4-0.3 | 5-0 | 2 | 2 | 0 | 0 | 19 | 1.6 |
| 2023-24 | 32-0 | 312-9.7 | 40-99 | .404 | 12-34 | .353 | 14-22 | .636 | 11-18-29-0.9 | 30-0 | 23 | 13 | 2 | 13 | 106 | 3.3 |
| 2024-25 | 39-5 | 773-19.8 | 107-256 | .418 | 36-103 | .350 | 51-72 | .708 | 12-56-68-1.7 | 57-0 | 55 | 39 | 0 | 18 | 301 | 7.7 |
| 2025-26 | 18-17 | 488-27.1 | 76-160 | .475 | 26-67 | .388 | 42-51 | .824 | 11-39-50-2.8 | 30-0 | 57 | 23 | 2 | 15 | 220 | 12.2 |
| Career | 101-22 | 1613-16.0 | 230-531 | .433 | 74-209 | .354 | 112-154 | .727 | 35-116-151-1.5 | 122-0 | 137 | 77 | 4 | 46 | 646 | 6.4 |





JASPER JOHNSON

FR. | Guard | 6-5 | 180
Lexington, Ky. | Overtime Elite
Human Nutrition

X: @BruhJasperJ | IG: @bruhjasperj

- Carried the Kentucky offense in the first half at Tennessee with team-high 12 points. Also finished the game leading the team in assists with four
- Had 11 points, a season-high-tying seven assists and a blocked shot in the win over Bellarmine
- Exploded for 22 points on 6-of-10 shooting, while going a perfect 8 for 8 from the line vs. NC Central
- Scored nine points and had five assists vs. Loyola (MD)
- Recorded new career highs in assists (7) and rebounds (5), while also scoring eight points vs. Eastern Illinois
- Led team with five assists, while also hitting three 3s vs. Valparaiso
- Had 11 points and four assists in his collegiate debut vs. Nicholls
- Five-star prospect, ranked as a top-25 prospect in the class
- Won gold at the 2025 FIBA U19 Men's World Cup with Team USA this summer. Johnson averaged 8.0 points, 1.6 assists and 1.3 rebounds per game, while shooting 46.3% from the field and 40.1% from 3-point range
- Played his final high school season at Overtime Elite averaging 20.3 points, 5.9 rebounds and 5.8 assists per game for Real Wild Energy
- Began his high school career at Woodford County High School where he helped lead the Yellowjackets to the semifinals of the KHSAA Sweet 16 in 2023, while also playing quarterback on the football team
- Third generation Wildcat: Father, Dennis, and uncle, Derrick, both played football at UK; while his grandfather, Alvis, worked eight years in athletics administration at UK

2025-26 SEASON/CAREER HIGHS

| | |
|--------------------------------------|----------------------------------|
| Points | |
| Season | 22, NC CENTRAL (12/9/25) |
| Career | 22, NC CENTRAL (12/9/25) |
| Rebounds | |
| Season | 5, EASTERN ILLINOIS (11/14/25) |
| Career | 5, EASTERN ILLINOIS (11/14/25) |
| Field Goals | |
| Season | 6, NC CENTRAL (12/9/25) |
| Career | 6, NC CENTRAL (12/9/25) |
| Field Goals Attempted | |
| Season | 10, NC CENTRAL (12/9/25) |
| Career | 10, NC CENTRAL (12/9/25) |
| 3-Point Field Goals | |
| Season | 3, 2x last BELLARMINE (12/23/25) |
| Career | 3, 2x last BELLARMINE (12/23/25) |
| 3-Point Field Goals Attempted | |
| Season | 5, 2x last BELLARMINE (12/23/25) |
| Career | 5, 2x last BELLARMINE (12/23/25) |
| Free Throws | |
| Season | 8, NC CENTRAL (12/9/25) |
| Career | 8, NC CENTRAL (12/9/25) |
| Free Throws Attempted | |
| Season | 8, NC CENTRAL (12/9/25) |
| Career | 8, NC CENTRAL (12/9/25) |
| Assists | |
| Season | 7, 2x last BELLARMINE (12/23/25) |
| Career | 7, 2x last BELLARMINE (12/23/25) |
| Steals | |
| Season | 1, NICHOLLS (11/4/25) |
| Career | 1, NICHOLLS (11/4/25) |
| Blocked Shots | |
| Season | 1, 2x last BELLARMINE (12/23/25) |
| Career | 1, 2x last BELLARMINE (12/23/25) |
| Minutes Played | |
| Season | 27, LOYOLA MD (11/21/25) |
| Career | 27, LOYOLA MD (11/21/25) |

| MISCELLANEOUS | 2025-26 | CAREER* |
|--------------------------------|---------|---------|
| Dunks | 0 | 0 |
| Double-Figure Scoring Games | 4 | 4 |
| Double-Figure Rebounding Games | 0 | 0 |
| Games With Double-Double | 0 | 0 |
| Games Led UK in Scoring | 1 | 1 |
| Games Led UK in Rebounding | 0 | 0 |
| Games Led UK in Assists | 3 | 3 |
| Games Led UK in Steals | 0 | 0 |
| Games Led UK in Blocks | 1 | 1 |
| Games With 3+ Assists | 7 | 7 |
| Games With 3+ Blocks | 0 | 0 |
| Games With 3+ Steals | 0 | 0 |
| Games With 3+ Three-Pointers | 2 | 2 |

GAME-BY-GAME STATISTICS

| Opponent | Date | GS | Min | FG-A | Pct. | 3FG-A | Pct. | FT-A | Pct. | Off-Def-Tot | PF | Ast | TO | Blk | Stl | Pts |
|--------------------|-------|----|-----|------|------|-------|-------|------|-------|-------------|----|-----|----|-----|-----|-----|
| NICHOLLS | 11/4 | | 22 | 3-7 | .429 | 1-4 | .250 | 4-5 | .800 | 1-0-1 | 3 | 4 | 2 | 1 | 1 | 11 |
| VALPARAISO | 11/7 | | 21 | 3-5 | .600 | 3-4 | .750 | 0-0 | .000 | 0-1-1 | 1 | 5 | 3 | 0 | 0 | 9 |
| at Louisville | 11/11 | | 6 | 0-4 | .000 | 0-4 | .000 | 0-0 | .000 | 0-1-1 | 0 | 0 | 0 | 0 | 0 | 0 |
| EASTERN ILLINOIS | 11/14 | | 19 | 3-7 | .429 | 2-4 | .500 | 0-0 | .000 | 0-5-5 | 2 | 7 | 2 | 0 | 0 | 8 |
| vs. Michigan State | 11/18 | | 14 | 3-7 | .429 | 1-4 | .250 | 1-1 | 1.000 | 1-1-2 | 0 | 0 | 0 | 0 | 0 | 8 |
| LOYOLA (MD) | 11/21 | | 27 | 3-9 | .333 | 2-5 | .400 | 1-1 | 1.000 | 2-1-3 | 2 | 5 | 2 | 0 | 0 | 9 |
| TENNESSEE TECH | 11/26 | | 21 | 4-6 | .667 | 1-3 | .333 | 0-0 | .000 | 0-2-2 | 1 | 4 | 2 | 0 | 0 | 9 |
| NORTH CAROLINA | 12/2 | | 6 | 1-4 | .250 | 0-0 | .000 | 0-0 | .000 | 0-0-0 | 2 | 0 | 1 | 0 | 0 | 2 |
| vs. Gonzaga | 12/5 | | 18 | 2-7 | .286 | 1-4 | .250 | 3-4 | .750 | 1-2-3 | 3 | 1 | 0 | 0 | 0 | 8 |
| NC CENTRAL | 12/9 | | 19 | 6-10 | .600 | 2-4 | .500 | 8-8 | 1.000 | 0-2-2 | 2 | 2 | 0 | 0 | 0 | 22 |
| INDIANA | 12/13 | | 3 | 0-2 | .000 | 0-1 | .000 | 0-0 | .000 | 0-0-0 | 0 | 0 | 0 | 0 | 0 | 0 |
| vs. St. John's | 12/20 | | 8 | 1-3 | .333 | 0-1 | .000 | 0-0 | .000 | 0-0-0 | 1 | 2 | 0 | 0 | 0 | 2 |
| BELLARMINE | 12/23 | | 22 | 4-8 | .500 | 3-5 | .600 | 0-0 | .000 | 1-2-3 | 3 | 7 | 1 | 1 | 0 | 11 |
| at Alabama* | 1/3 | | 6 | 0-0 | .000 | 0-0 | .000 | 0-0 | .000 | 0-0-0 | 0 | 0 | 1 | 0 | 0 | 0 |
| MISSOURI* | 1/7 | | DNP | | | | | | | | | | | | | |
| MISSISSIPPI STATE* | 1/10 | | 10 | 2-4 | .500 | 1-1 | 1.000 | 0-0 | .000 | 0-0-0 | 0 | 0 | 0 | 0 | 0 | 5 |
| at LSU* | 1/14 | | 8 | 0-4 | .000 | 0-2 | .000 | 0-0 | .000 | 0-0-0 | 0 | 0 | 0 | 0 | 0 | 0 |
| at Tennessee* | 1/17 | | 19 | 5-6 | .833 | 2-3 | .667 | 0-0 | .000 | 0-2-2 | 0 | 4 | 1 | 0 | 0 | 12 |



Meet the Cats



Postgame vs. Purdue

CAREER STATISTICS

| Year | GP-GS | Min-Avg | FG-FGA | Pct | 3FG-FGA | Pct | FT-FTA | Pct | Off-Def-Tot-Avg | PF-FO | Ast | TO | Blk | Stl | Pts | Avg |
|---------|-------|----------|--------|------|---------|------|--------|------|-----------------|-------|-----|----|-----|-----|-----|-----|
| 2025-26 | 17-0 | 251-14.8 | 40-93 | .430 | 19-49 | .388 | 17-19 | .895 | 6-19-25-1.5 | 20-0 | 41 | 15 | 2 | 1 | 116 | 6.8 |
| Career | 17-0 | 251-14.8 | 40-93 | .430 | 19-49 | .388 | 17-19 | .895 | 6-19-25-1.5 | 20-0 | 41 | 15 | 2 | 1 | 116 | 6.8 |





KAM WILLIAMS

SO. | Guard | 6-8 | 205
Lafayette, La. | Tulane University
Social Work

X: @KamWilliams_3 | IG: @Kammie1k

- Was a team-best plus-32 in the win over Mississippi State, scoring 14 points and grabbing five rebounds, along with two assists and two steals
- Exploded for a career-high 26 points, including draining a career-best eight 3-pointers in the win over Bellarmine
- The eight 3-pointers on 10 attempts tied the program record for best 3-point percentage (.800) on a minimum of 10 attempts. Jamal Murray (8-10) achieved the feat at Florida on Feb. 6, 2016
- Knocked down a pair of 3s, and made a career-high five free throws, for 11 points vs. St. John's in the CBS Sports Classic
- Played 24 minutes and contributed nine points, two boards and a blocked shot in the win over Indiana
- Had seven points, five boards, two assists and a blocked shot in his second start vs. Tennessee Tech
- Exploded for 13 points, nine rebounds, four assists and three steals in first start as a Wildcat vs. Loyola (MD)
- Connected on two 3s for six points vs. Eastern Illinois
- Sparked a comeback effort at Louisville with five points, four rebounds and a blocked shot in 12 minutes of second-half action. He was a team-best plus-11
- Connected on a pair of 3-pointers in exhibition victory over Purdue
- Started 28 of the 33 games played during his freshman campaign at Tulane
- Logged 14 double-figure scoring efforts and shot 41.2 percent from 3-point range
- Had 16 points and eight rebounds in the semifinals of the American Athletic Conference Tournament against Memphis
- Put up a season-high 24 points in the regular-season finale vs. UAB
- Brother, Greg, played basketball at St. John's and Louisiana
- Cites word searches as an off-the-court talent

2025-26 SEASON/CAREER HIGHS*

| | |
|--------------------------------------|-------------------------------------|
| Points | |
| Season | 26, BELLARMINE (12/23/25) |
| Career | 26, BELLARMINE (12/23/25) |
| Rebounds | |
| Season | 9, LOYOLA MD (11/21/25) |
| Career | 10, 2x last EAST CAROLINA (2/19/25) |
| Field Goals | |
| Season | 8, BELLARMINE (12/23/25) |
| Career | 9, UAB (3/9/25) |
| Field Goals Attempted | |
| Season | 10, BELLARMINE (12/23/25) |
| Career | 12, UAB (3/9/25) |
| 3-Point Field Goals | |
| Season | 8, BELLARMINE (12/23/25) |
| Career | 8, BELLARMINE (12/23/25) |
| 3-Point Field Goals Attempted | |
| Season | 10, BELLARMINE (12/23/25) |
| Career | 10, BELLARMINE (12/23/25) |
| Free Throws | |
| Season | 5, vs. St. John's (12/20/25) |
| Career | 5, vs. St. John's (12/20/25) |
| Free Throws Attempted | |
| Season | 6, vs. St. John's (12/20/25) |
| Career | 6, vs. St. John's (12/20/25) |
| Assists | |
| Season | 4, LOYOLA MD (11/21/25) |
| Career | 4, 4x last LOYOLA MD (11/21/25) |
| Steals | |
| Season | 3, LOYOLA MD (11/21/25) |
| Career | 4, 2x last vs. Wyoming (11/26/24) |
| Blocked Shots | |
| Season | 1, 6x last at Alabama (1/3/26) |
| Career | 3, 3x last RICE (2/15/25) |
| Minutes Played | |
| Season | 30, MISSISSIPPI STATE (1/10/26) |
| Career | 42, NEW ORLEANS (11/22/24) |

| MISCELLANEOUS | 2025-26 | CAREER* |
|--------------------------------|---------|---------|
| Dunks | 7 | 17 |
| Double-Figure Scoring Games | 4 | 18 |
| Double-Figure Rebounding Games | 0 | 2 |
| Games With Double-Double | 0 | 1 |
| Games Led UK in Scoring | 2 | 4 |
| Games Led UK in Rebounding | 0 | 6 |
| Games Led UK in Assists | 0 | 2 |
| Games Led UK in Steals | 1 | 17 |
| Games Led UK in Blocks | 3 | 16 |
| Games With 3+ Assists | 2 | 7 |
| Games With 3+ Blocks | 0 | 3 |
| Games With 3+ Steals | 1 | 7 |
| Games With 3+ Three-Pointers | 1 | 10 |

*includes Tulane statistics

GAME-BY-GAME STATISTICS

| Opponent | Date | GS | Min | FG-A | Pct. | 3FG-A | Pct. | FT-A | Pct. | Off-Def-Tot | PF | Ast | TO | Blk | Stl | Pts |
|--------------------|-------|----|-----|------|-------|-------|-------|------|-------|-------------|----|-----|----|-----|-----|-----|
| NICHOLLS | 11/4 | | 18 | 1-3 | .333 | 0-2 | .000 | 0-0 | .000 | 0-2-2 | 2 | 1 | 1 | 1 | 0 | 2 |
| VALPARAISO | 11/7 | | 15 | 0-3 | .000 | 0-3 | .000 | 0-0 | .000 | 2-2-4 | 0 | 0 | 0 | 1 | 0 | 0 |
| at Louisville | 11/11 | | 12 | 2-2 | 1.000 | 1-1 | 1.000 | 0-0 | .000 | 1-3-4 | 1 | 0 | 0 | 1 | 0 | 5 |
| EASTERN ILLINOIS | 11/14 | | 21 | 2-4 | .500 | 2-4 | .500 | 0-0 | .000 | 1-1-2 | 1 | 2 | 0 | 0 | 1 | 6 |
| vs. Michigan State | 11/18 | | 17 | 2-6 | .333 | 1-5 | .200 | 0-0 | .000 | 0-1-1 | 0 | 1 | 0 | 0 | 1 | 5 |
| LOYOLA (MD) | 11/21 | * | 26 | 5-9 | .556 | 1-4 | .250 | 2-2 | 1.000 | 3-6-9 | 3 | 4 | 0 | 0 | 3 | 13 |
| TENNESSEE TECH | 11/26 | * | 25 | 3-6 | .500 | 1-4 | .250 | 0-0 | .000 | 1-4-5 | 2 | 2 | 2 | 1 | 0 | 7 |
| NORTH CAROLINA | 12/2 | * | 16 | 1-4 | .250 | 0-2 | .000 | 0-0 | .000 | 1-2-3 | 2 | 0 | 0 | 0 | 1 | 2 |
| vs. Gonzaga | 12/5 | * | 15 | 0-3 | .000 | 0-3 | .000 | 0-0 | .000 | 0-2-2 | 2 | 0 | 2 | 0 | 0 | 0 |
| NC CENTRAL | 12/9 | | 13 | 1-4 | .250 | 0-3 | .000 | 0-0 | .000 | 0-3-3 | 2 | 3 | 0 | 1 | 0 | 2 |
| INDIANA | 12/13 | | 24 | 3-5 | .600 | 1-2 | .500 | 2-2 | 1.000 | 2-0-2 | 2 | 0 | 0 | 1 | 0 | 9 |
| vs. St John's | 12/20 | | 20 | 2-6 | .333 | 2-5 | .400 | 5-6 | .833 | 0-0-0 | 5 | 0 | 0 | 0 | 0 | 11 |
| BELLARMINE | 12/23 | | 22 | 8-10 | .800 | 8-10 | .800 | 2-2 | 1.000 | 0-1-1 | 4 | 0 | 0 | 0 | 1 | 26 |
| at Alabama* | 1/3 | | 16 | 1-4 | .250 | 1-4 | .250 | 2-2 | 1.000 | 1-0-1 | 2 | 0 | 0 | 1 | 0 | 5 |
| MISSOURI* | 1/7 | | 28 | 3-8 | .375 | 2-7 | .286 | 0-0 | .000 | 0-1-1 | 1 | 0 | 1 | 0 | 1 | 8 |
| MISSISSIPPI STATE* | 1/10 | | 30 | 5-8 | .625 | 2-3 | .667 | 2-2 | 1.000 | 3-2-5 | 1 | 2 | 3 | 0 | 2 | 14 |
| at LSU* | 1/14 | * | 28 | 2-6 | .333 | 1-3 | .333 | 0-0 | .000 | 0-0-0 | 5 | 2 | 0 | 0 | 1 | 5 |
| at Tennessee* | 1/17 | * | 15 | 1-4 | .250 | 0-2 | .000 | 0-0 | .000 | 1-1-2 | 2 | 1 | 2 | 0 | 0 | 2 |



Follow Friday



Wildcats Today

CAREER STATISTICS

| Year | GP-GS | Min-Avg | FG-FGA | Pct | 3FG-FGA | Pct | FT-FTA | Pct | Off-Def-Tot-Avg | PF-FO | Ast | TO | Blk | Stl | Pts | Avg |
|---------|-------|-----------|---------|------|---------|------|--------|------|-----------------|-------|-----|----|-----|-----|-----|-----|
| 2024-25 | 33-28 | 1067-32.4 | 112-231 | .485 | 63-153 | .412 | 19-25 | .760 | 23-125-148-4.5 | 52-0 | 44 | 28 | 35 | 46 | 306 | 9.3 |
| 2025-26 | 18-6 | 363-20.2 | 42-95 | .442 | 23-67 | .343 | 15-16 | .938 | 16-31-47-2.6 | 37-2 | 18 | 11 | 7 | 11 | 122 | 6.8 |
| Career | 51-34 | 1431-28.1 | 154-326 | .472 | 86-220 | .391 | 34-41 | .829 | 39-156-195-3.8 | 89-2 | 62 | 39 | 42 | 57 | 428 | 8.4 |



4



ANDRIJA JELAVIĆ

SO. | Forward | 6-11 | 225

Zagreb, Croatia | Prirodoslovna škola Vladimira Preloga / Mega Superbet Communication

IG: @jelavicc

- Made his first career start at LSU, contributing a season-high 11 points, five rebounds, a block and a steal in 21 minutes
- Secured five rebounds and hit a 3-pointer in the win over Mississippi State
- Hit a pair of 3s on his way to 10 points vs. NC Central
- Played a season-high 24 minutes vs. UNC, scoring six points and adding four rebounds and a block
- Had five points, a season-high 10 rebounds and three assists in the win over Tennessee Tech
- Contributed nine points in win over Loyola (MD)
- Scored in double-figures for the first time with 11 points in win over Eastern Illinois, also securing career-best seven rebounds
- Posted six points on 3 of 3 from the field at Louisville
- Finished with seven points and five boards in win over Valparaiso
- Logged six points and five rebounds in his collegiate debut vs. Nicholls
- Played for Mega Superbet in the Adriatic League, averaging 11.0 points, 7.4 rebounds, 1.5 assists and 1.0 steals
- Previously played for OKK Beograd, KK Mega Leks U18 and KK Cedevita Olimpija Junior
- Played at the 2022 U18 Euro Championships averaging 11.3 points, 11.0 rebounds and 2.4 assists per game in seven outings
- Most prized possession is a watch given to him by his father
- Chose his jersey number for Dražen Petrović

2025-26 SEASON/CAREER HIGHS

| | |
|---------------|------------------------------|
| Points | |
| Season | 11, 2x last at LSU (1/14/26) |
| Career | 11, 2x last at LSU (1/14/26) |

| | |
|-----------------|-------------------------------|
| Rebounds | |
| Season | 10, TENNESSEE TECH (11/26/25) |
| Career | 10, TENNESSEE TECH (11/26/25) |

| | |
|--------------------|--------------------------------|
| Field Goals | |
| Season | 5, EASTERN ILLINOIS (11/14/25) |
| Career | 5, EASTERN ILLINOIS (11/14/25) |

| | |
|------------------------------|--------------------------------|
| Field Goals Attempted | |
| Season | 9, EASTERN ILLINOIS (11/14/25) |
| Career | 9, EASTERN ILLINOIS (11/14/25) |

| | |
|----------------------------|-----------------------------|
| 3-Point Field Goals | |
| Season | 2, 2x last at LSU (1/14/26) |
| Career | 2, 2x last at LSU (1/14/26) |

| | |
|--------------------------------------|--------------------------|
| 3-Point Field Goals Attempted | |
| Season | 6, vs. Gonzaga (12/5/25) |
| Career | 6, vs. Gonzaga (12/5/25) |

| | |
|--------------------|-------------------------|
| Free Throws | |
| Season | 2, VALPARAISO (11/7/25) |
| Career | 2, VALPARAISO (11/7/25) |

| | |
|------------------------------|-------------------------|
| Free Throws Attempted | |
| Season | 3, VALPARAISO (11/7/25) |
| Career | 3, VALPARAISO (11/7/25) |

| | |
|----------------|------------------------------|
| Assists | |
| Season | 3, TENNESSEE TECH (11/26/25) |
| Career | 3, TENNESSEE TECH (11/26/25) |

| | |
|---------------|-----------------------------|
| Steals | |
| Season | 1, 4x last at LSU (1/14/26) |
| Career | 1, 4x last at LSU (1/14/26) |

| | |
|----------------------|-----------------------------|
| Blocked Shots | |
| Season | 1, 5x last at LSU (1/14/26) |
| Career | 1, 5x last at LSU (1/14/26) |

| | |
|-----------------------|------------------------------|
| Minutes Played | |
| Season | 24, NORTH CAROLINA (12/2/25) |
| Career | 24, NORTH CAROLINA (12/2/25) |

| MISCELLANEOUS | 2025-26 | CAREER* |
|--------------------------------|---------|---------|
| Dunks | 3 | 3 |
| Double-Figure Scoring Games | 3 | 3 |
| Double-Figure Rebounding Games | 1 | 1 |
| Games With Double-Double | 0 | 0 |
| Games Led UK in Scoring | 0 | 0 |
| Games Led UK in Rebounding | 0 | 0 |
| Games Led UK in Assists | 0 | 0 |
| Games Led UK in Steals | 0 | 0 |
| Games Led UK in Blocks | 1 | 1 |
| Games With 3+ Assists | 1 | 1 |
| Games With 3+ Blocks | 0 | 0 |
| Games With 3+ Steals | 0 | 0 |
| Games With 3+ Three-Pointers | 0 | 0 |

GAME-BY-GAME STATISTICS

| Opponent | Date | GS | Min | FG-A | Pct. | 3FG-A | Pct. | FT-A | Pct. | Off-Def-Tot | PF | Ast | TO | Blk | Stl | Pts |
|--------------------|-------|----|-----|------|-------|-------|-------|------|------|-------------|----|-----|----|-----|-----|-----|
| NICHOLLS | 11/4 | | 19 | 3-8 | .375 | 0-0 | .000 | 0-0 | .000 | 0-5-5 | 2 | 0 | 1 | 0 | 0 | 6 |
| VALPARAISO | 11/7 | | 20 | 2-5 | .400 | 1-3 | .333 | 2-3 | .667 | 1-4-5 | 2 | 1 | 0 | 0 | 0 | 7 |
| at Louisville | 11/11 | | 10 | 3-3 | 1.000 | 0-0 | .000 | 0-0 | .000 | 1-0-1 | 0 | 0 | 0 | 0 | 0 | 6 |
| EASTERN ILLINOIS | 11/14 | | 15 | 5-9 | .556 | 1-4 | .250 | 0-0 | .000 | 3-4-7 | 2 | 0 | 3 | 0 | 1 | 11 |
| vs. Michigan State | 11/18 | | 10 | 0-2 | .000 | 0-1 | .000 | 0-0 | .000 | 0-0-0 | 2 | 0 | 0 | 1 | 0 | 0 |
| LOYOLA (MD) | 11/21 | | 11 | 4-7 | .571 | 1-1 | 1.000 | 0-0 | .000 | 2-2-4 | 1 | 0 | 0 | 1 | 0 | 9 |
| TENNESSEE TECH | 11/26 | | 16 | 2-3 | .667 | 1-2 | .500 | 0-0 | .000 | 0-10-10 | 0 | 3 | 0 | 0 | 0 | 5 |
| NORTH CAROLINA | 12/2 | | 24 | 3-6 | .500 | 0-3 | .000 | 0-0 | .000 | 3-1-4 | 3 | 0 | 0 | 1 | 0 | 6 |
| vs. Gonzaga | 12/5 | | 15 | 0-6 | .000 | 0-6 | .000 | 0-0 | .000 | 3-1-4 | 0 | 0 | 3 | 0 | 0 | 0 |
| NC CENTRAL | 12/9 | | 15 | 4-6 | .667 | 2-4 | .500 | 0-0 | .000 | 1-2-3 | 2 | 0 | 0 | 0 | 1 | 10 |
| INDIANA | 12/13 | | DNP | | | | | | | | | | | | | |
| vs. St. John's | 12/20 | | DNP | | | | | | | | | | | | | |
| BELLARMINE | 12/23 | | 7 | 1-2 | .500 | 0-0 | .000 | 0-0 | .000 | 1-0-1 | 2 | 0 | 1 | 1 | 0 | 2 |
| at Alabama* | 1/3 | | DNP | | | | | | | | | | | | | |
| MISSOURI* | 1/7 | | DNP | | | | | | | | | | | | | |
| MISSISSIPPI STATE* | 1/10 | | 17 | 1-3 | .333 | 1-3 | .333 | 0-0 | .000 | 1-4-5 | 1 | 1 | 1 | 0 | 1 | 3 |
| at LSU* | 1/14 | * | 21 | 4-7 | .571 | 2-4 | .500 | 1-2 | .500 | 2-3-5 | 1 | 0 | 1 | 1 | 1 | 11 |
| at Tennessee* | 1/17 | * | 12 | 2-4 | .500 | 1-1 | 1.000 | 0-0 | .000 | 0-1-1 | 0 | 1 | 0 | 0 | 0 | 5 |



Cats by 90



Follow Friday

CAREER STATISTICS

| Year | GP-GS | Min-Avg | FG-FGA | Pct | 3FG-FGA | Pct | FT-FTA | Pct | Off-Def-Tot-Avg | PF-FO | Ast | TO | Blk | Stl | Pts | Avg |
|---------|-------|----------|--------|------|---------|------|--------|------|-----------------|-------|-----|----|-----|-----|-----|-----|
| 2025-26 | 14-2 | 211-15.1 | 34-71 | .479 | 10-35 | .286 | 3-5 | .600 | 18-37-55-3.9 | 18-0 | 6 | 10 | 5 | 4 | 81 | 5.8 |
| Career | 14-2 | 211-15.1 | 34-71 | .479 | 10-35 | .286 | 3-5 | .600 | 18-37-55-3.9 | 18-0 | 6 | 10 | 5 | 4 | 81 | 5.8 |



5



COLLIN CHANDLER

SO. | Guard | 6-5 | 205
Farmington, Utah | Farmington High School
Business Administration- Finance

X: @collinchand13r | IG: @collinxchandler

- Tied a career-high with four made 3s for 12 points in road win at Tennessee. Also had three steals, including a steal and assist on the go-ahead basket with 34 seconds to go. His 12 points were a career-high in an SEC game
- Had nine points, three rebounds and three assists in the come-from-behind win at LSU. He also was the inbounder on UK's buzzer-beater by Malachi Moreno to lift the Cats past the Tigers
- Dished out a career-best eight assists in win over NC Central, while grabbing five boards and scoring seven
- Had 11 points and a career-high three steals vs. Gonzaga
- Scored 12 points and had two steals vs. UNC
- Logged 14 points, five boards and a career-best five assists in the win over Tennessee Tech
- Voted MVP of BBN United Tipoff Classic after averaging 11 points, four assists and three boards while shooting 52.9% from 3-point range across the three games
- Became the first player in UK history to open a season with three straight games with four made 3s when he drained four more at Louisville. He also chipped in with a career-high-tying six rebounds
- Charted 14 points with four made 3s to go along with five rebounds and four assists vs. Valparaiso
- Led the team with a career-high 15 points, while also chipping in four assists, two steals and a block in his first career start vs. Nicholls
- Utah Gatorade Player of the Year in 2023
- Ranked as the No. 33 overall player in the class of 2023 by 247Sports, the No. 6 combo guard and the No. 1 player in the state of Utah before serving a mission and stepping away from basketball for two years
- Married his high school sweetheart, Hannah, in May of 2025 during the offseason

2025-26 SEASON/CAREER HIGHS

| | |
|--------------------------------------|-------------------------------------|
| Points | |
| Season | 15, NICHOLLS (11/4/25) |
| Career | 15, NICHOLLS (11/4/25) |
| Rebounds | |
| Season | 6, at Louisville (11/11/25) |
| Career | 6, 2x last at Louisville (11/11/25) |
| Field Goals | |
| Season | 6, TENNESSEE TECH (11/26/25) |
| Career | 6, TENNESSEE TECH (11/26/25) |
| Field Goals Attempted | |
| Season | 12, LOYOLA MD (11/21/25) |
| Career | 12, LOYOLA MD (11/21/25) |
| 3-Point Field Goals | |
| Season | 4, 4x last at Tennessee (1/17/26) |
| Career | 4, 4x last at Tennessee (1/17/26) |
| 3-Point Field Goals Attempted | |
| Season | 8, VALPARAISO (11/7/25) |
| Career | 8, VALPARAISO (11/7/25) |
| Free Throws | |
| Season | 4, NORTH CAROLINA (12/2/25) |
| Career | 4, NORTH CAROLINA (12/2/25) |
| Free Throws Attempted | |
| Season | 4, 2x last vs. Gonzaga (12/5/25) |
| Career | 4, 2x last vs. Gonzaga (12/5/25) |
| Assists | |
| Season | 8, NC CENTRAL (12/9/25) |
| Career | 8, NC CENTRAL (12/9/25) |
| Steals | |
| Season | 3, 2x, last at Tennessee (1/17/26) |
| Career | 3, 3x last at Tennessee (1/17/26) |
| Blocked Shots | |
| Season | 2, vs. Michigan State (11/18/25) |
| Career | 2, vs. Michigan State (11/18/25) |
| Minutes Played | |
| Season | 34, NORTH CAROLINA (12/2/25) |
| Career | 34, NORTH CAROLINA (12/2/25) |

| MISCELLANEOUS | 2025-26 | CAREER |
|--------------------------------|---------|--------|
| Dunks | 5 | 5 |
| Double-Figure Scoring Games | 9 | 10 |
| Double-Figure Rebounding Games | 0 | 0 |
| Games With Double-Double | 0 | 0 |
| Games Led UK in Scoring | 2 | 2 |
| Games Led UK in Rebounding | 1 | 1 |
| Games Led UK in Assists | 3 | 3 |
| Games Led UK in Steals | 5 | 12 |
| Games Led UK in Blocks | 3 | 3 |
| Games With 3+ Assists | 8 | 10 |
| Games With 3+ Blocks | 0 | 0 |
| Games With 3+ Steals | 2 | 3 |
| Games With 3+ Three-Pointers | 5 | 6 |

GAME-BY-GAME STATISTICS

| Opponent | Date | GS | Min | FG-A | Pct. | 3FG-A | Pct. | FT-A | Pct. | Off-Def-Tot | PF | Ast | TO | Blk | Stl | Pts |
|--------------------|-------|----|-----|------|------|-------|------|------|-------|-------------|----|-----|----|-----|-----|-----|
| NICHOLLS | 11/4 | * | 24 | 5-8 | .625 | 4-7 | .571 | 1-2 | .500 | 1-1-2 | 2 | 4 | 2 | 1 | 2 | 15 |
| VALPARAISO | 11/7 | * | 23 | 4-8 | .500 | 4-8 | .500 | 2-2 | 1.000 | 0-5-5 | 4 | 4 | 0 | 1 | 0 | 14 |
| at Louisville | 11/11 | * | 25 | 4-7 | .571 | 4-6 | .667 | 0-0 | .000 | 1-5-6 | 5 | 2 | 2 | 0 | 0 | 12 |
| EASTERN ILLINOIS | 11/14 | * | 20 | 1-2 | .500 | 1-2 | .500 | 1-2 | .500 | 1-1-2 | 0 | 4 | 0 | 1 | 0 | 4 |
| vs. Michigan State | 11/18 | * | 26 | 4-9 | .444 | 2-6 | .333 | 0-0 | .000 | 0-4-4 | 4 | 1 | 0 | 2 | 1 | 10 |
| LOYOLA (MD) | 11/21 | * | 21 | 5-12 | .417 | 3-6 | .500 | 0-0 | .000 | 1-0-1 | 0 | 0 | 0 | 1 | 1 | 13 |
| TENNESSEE TECH | 11/26 | * | 26 | 6-11 | .545 | 2-6 | .333 | 0-0 | .000 | 0-5-5 | 1 | 5 | 1 | 0 | 1 | 14 |
| NORTH CAROLINA | 12/2 | * | 34 | 4-9 | .444 | 0-2 | .000 | 4-4 | 1.000 | 0-2-2 | 3 | 1 | 2 | 0 | 2 | 12 |
| vs. Gonzaga | 12/5 | * | 29 | 3-8 | .375 | 2-7 | .286 | 3-4 | .750 | 0-2-2 | 1 | 1 | 1 | 0 | 3 | 11 |
| NC CENTRAL | 12/9 | * | 32 | 2-5 | .400 | 1-4 | .250 | 2-2 | 1.000 | 0-5-5 | 2 | 8 | 1 | 0 | 1 | 7 |
| INDIANA | 12/13 | * | 16 | 1-7 | .143 | 0-2 | .000 | 2-2 | 1.000 | 0-2-2 | 1 | 0 | 0 | 0 | 0 | 4 |
| vs. St. John's | 12/20 | * | 19 | 0-2 | .000 | 0-1 | .000 | 0-0 | .000 | 0-1-1 | 3 | 3 | 2 | 0 | 1 | 0 |
| BELLARMINE | 12/23 | * | 19 | 1-4 | .250 | 1-4 | .250 | 1-2 | .500 | 1-1-2 | 2 | 3 | 0 | 0 | 2 | 4 |
| at Alabama* | 1/3 | * | 18 | 1-4 | .250 | 1-2 | .500 | 0-0 | .000 | 0-2-2 | 1 | 1 | 1 | 0 | 1 | 3 |
| MISSOURI* | 1/7 | | 5 | 0-0 | .000 | 0-0 | .000 | 0-0 | .000 | 0-0-0 | 2 | 0 | 1 | 0 | 1 | 0 |
| MISSISSIPPI STATE* | 1/10 | | 19 | 2-8 | .250 | 1-5 | .200 | 2-2 | 1.000 | 0-1-1 | 2 | 1 | 0 | 0 | 1 | 7 |
| at LSU* | 1/14 | | 24 | 3-6 | .500 | 2-4 | .500 | 1-2 | .500 | 2-1-3 | 2 | 3 | 1 | 0 | 1 | 9 |
| at Tennessee* | 1/17 | | 24 | 4-6 | .667 | 4-6 | .667 | 0-1 | .000 | 0-3-3 | 4 | 2 | 1 | 1 | 3 | 12 |



Five Things



Postgame vs. Eastern Illinois

CAREER STATISTICS

| Year | GP-GS | Min-Avg | FG-FGA | Pct | 3FG-FGA | Pct | FT-FTA | Pct | Off-Def-Tot-Avg | PF-FO | Ast | TO | Blk | Stl | Pts | Avg |
|---------|-------|----------|--------|------|---------|------|--------|------|-----------------|-------|-----|----|-----|-----|-----|-----|
| 2024-25 | 30-0 | 311-10.4 | 26-72 | .361 | 17-49 | .347 | 13-15 | .867 | 5-25-30-1.0 | 38-1 | 21 | 26 | 2 | 20 | 82 | 2.7 |
| 2025-26 | 18-14 | 404-22.5 | 50-116 | .431 | 32-78 | .410 | 19-25 | .760 | 7-41-48-2.7 | 39-1 | 43 | 15 | 7 | 21 | 151 | 8.4 |
| Career | 48-14 | 716-14.9 | 76-188 | .404 | 49-127 | .386 | 32-40 | .800 | 12-66-78-1.6 | 77-2 | 64 | 41 | 9 | 41 | 233 | 4.9 |





TRENT NOAH
SO. | Forward | 6-5 | 220
Harlan, Ky. | Harlan County High School
Education- Sport Leadership
X: @trentnoah2_ | IG: @trentnoah2

- Knocked down three 3s on his way to 11 points and career highs in rebounds (6) and assists (3) vs. NC Central
- Had a career outing vs. Tennessee Tech with 16 points and six rebounds. He drained a career-best four 3s
- Buried two triples for six points vs. Loyola (MD), also grabbing four boards
- Scored 10 points, one of three players in double-figures, against Purdue
- Logged six points, three assists and a pair of boards in the Blue-White Game for the Blue team
- Appeared in 24 games during debut season
- Was key in home win over Tennessee, finishing with a season-best 11 points while hitting three 3s in the game. He became just the third player in program history to connect on three or more 3s off the bench against an AP Top 5 opponent
- Was inducted into Harlan County Public Schools Frank Brittain Academic and Athletic Hall of Fame in May of 2025
- Finished his high school career as the state of Kentucky's fifth all-time leading scorer in high school basketball history
- Averaged 29.9 points per game during his senior season for Harlan County
- Grandfather, Charles "Perky" Bryant, played football at Kentucky from 1961-63

| 2025-26 SEASON/CAREER HIGHS | | |
|--------------------------------|--------------------------------------|--------|
| Points | | |
| Season | 16, TENNESSEE TECH (11/26/25) | |
| Career | 16, TENNESSEE TECH (11/26/25) | |
| Rebounds | | |
| Season | 6, 2x, last NC CENTRAL (12/9/25) | |
| Career | 6, 4x, last NC CENTRAL (12/9/25) | |
| Field Goals | | |
| Season | 5, TENNESSEE TECH (11/26/25) | |
| Career | 5, TENNESSEE TECH (11/26/25) | |
| Field Goals Attempted | | |
| Season | 8, NC CENTRAL (12/9/25) | |
| Career | 8, NC CENTRAL (12/9/25) | |
| 3-Point Field Goals | | |
| Season | 4, TENNESSEE TECH (11/26/25) | |
| Career | 4, TENNESSEE TECH (11/26/25) | |
| 3-Point Field Goals Attempted | | |
| Season | 6, NC CENTRAL (12/9/25) | |
| Career | 6, 2x last TENNESSEE TECH (11/26/25) | |
| Free Throws | | |
| Season | 2, 4x last INDIANA (12/13/25) | |
| Career | 8, 7x last INDIANA (12/13/25) | |
| Free Throws Attempted | | |
| Season | 2, 4x last INDIANA (12/13/25) | |
| Career | 3, vs. Illinois (3/23/25) | |
| Assists | | |
| Season | 3, NC CENTRAL (12/9/25) | |
| Career | 3, NC CENTRAL (12/9/25) | |
| Steals | | |
| Season | 2, EASTERN ILLINOIS (11/14/25) | |
| Career | 2, EASTERN ILLINOIS (11/14/25) | |
| Blocked Shots | | |
| Season | 1, EASTERN ILLINOIS (11/14/25) | |
| Career | 1, 2x last E. ILLINOIS (11/14/25) | |
| Minutes Played | | |
| Season | 26, NC CENTRAL (12/9/25) | |
| Career | 26, NC CENTRAL (12/9/25) | |
| MISCELLANEOUS | 2025-26 | CAREER |
| Dunks | 1 | 1 |
| Double-Figure Scoring Games | 2 | 3 |
| Double-Figure Rebounding Games | 0 | 0 |
| Games With Double-Double | 0 | 0 |
| Games Led UK in Scoring | 1 | 1 |
| Games Led UK in Rebounding | 0 | 0 |
| Games Led UK in Assists | 0 | 0 |
| Games Led UK in Steals | 1 | 2 |
| Games Led UK in Blocks | 0 | 0 |
| Games With 3+ Assists | 1 | 1 |
| Games With 3+ Blocks | 0 | 0 |
| Games With 3+ Steals | 0 | 0 |
| Games With 3+ Three-Pointers | 2 | 3 |

GAME-BY-GAME STATISTICS

| Opponent | Date | GS | Min | FG-A | Pct. | 3FG-A | Pct. | FT-A | Pct. | Off-Def-Tot | PF | Ast | TO | Blk | Stl | Pts |
|--------------------|-------|----|-----|------|------|-------|------|------|-------|-------------|----|-----|----|-----|-----|-----|
| NICHOLLS | 11/4 | * | 9 | 0-2 | .000 | 0-2 | .000 | 0-0 | .000 | 0-2-2 | 0 | 0 | 0 | 0 | 1 | 0 |
| VALPARAISO | 11/7 | | DNP | | | | | | | | | | | | | |
| at Louisville | 11/11 | | DNP | | | | | | | | | | | | | |
| EASTERN ILLINOIS | 11/14 | | 22 | 3-6 | .500 | 2-5 | .400 | 0-0 | .000 | 0-3-3 | 2 | 0 | 0 | 1 | 2 | 8 |
| vs. Michigan State | 11/18 | | 10 | 0-0 | .000 | 0-0 | .000 | 0-1 | .000 | 1-1-2 | 1 | 1 | 2 | 0 | 1 | 0 |
| LOYOLA (MD) | 11/21 | | 16 | 2-4 | .500 | 2-4 | .500 | 0-0 | .000 | 1-3-4 | 2 | 1 | 0 | 0 | 1 | 6 |
| TENNESSEE TECH | 11/26 | | 21 | 5-6 | .833 | 4-5 | .800 | 2-2 | 1.000 | 1-5-6 | 1 | 1 | 0 | 0 | 0 | 16 |
| NORTH CAROLINA | 12/2 | | 13 | 0-1 | .000 | 0-1 | .000 | 2-2 | 1.000 | 0-0-0 | 0 | 1 | 0 | 0 | 1 | 2 |
| vs. Gonzaga | 12/5 | | 14 | 1-3 | .333 | 1-3 | .333 | 2-2 | 1.000 | 1-3-4 | 0 | 1 | 0 | 0 | 0 | 5 |
| NC CENTRAL | 12/9 | * | 26 | 4-8 | .500 | 3-6 | .500 | 0-0 | .000 | 2-4-6 | 3 | 3 | 0 | 0 | 1 | 11 |
| INDIANA | 12/13 | * | 11 | 1-3 | .333 | 0-2 | .000 | 2-2 | 1.000 | 0-0-0 | 1 | 2 | 0 | 0 | 0 | 4 |
| vs. St. John's | 12/20 | | 3 | 0-0 | .000 | 0-0 | .000 | 0-0 | .000 | 0-0-0 | 1 | 0 | 2 | 0 | 0 | 0 |
| BELLARMINE | 12/23 | | 9 | 1-3 | .333 | 0-2 | .000 | 0-0 | .000 | 0-1-1 | 2 | 0 | 0 | 0 | 0 | 2 |
| at Alabama* | 1/3 | | DNP | | | | | | | | | | | | | |
| MISSOURI* | 1/7 | | DNP | | | | | | | | | | | | | |
| MISSISSIPPI STATE* | 1/10 | | 1 | 0-0 | .000 | 0-0 | .000 | 0-0 | .000 | 0-0-0 | 0 | 0 | 0 | 0 | 0 | 0 |
| at LSU* | 1/14 | | DNP | | | | | | | | | | | | | |
| at Tennessee* | 1/17 | | 3 | 0-0 | .000 | 0-0 | .000 | 0-0 | .000 | 0-0-0 | 0 | 0 | 1 | 0 | 0 | 0 |



Big Blue Madness
3-Point Crown

CAREER STATISTICS

| Year | GP-GS | Min-Avg | FG-FGA | Pct | 3FG-FGA | Pct | FT-FTA | Pct | Off-Def-Tot-Avg | PF-FO | Ast | TO | Blk | Stl | Pts | Avg |
|---------|-------|----------|--------|------|---------|------|--------|------|-----------------|-------|-----|----|-----|-----|-----|-----|
| 2024-25 | 24-0 | 267-11.1 | 23-51 | .451 | 12-36 | .333 | 6-8 | .750 | 17-29-46-1.9 | 27-0 | 10 | 9 | 1 | 3 | 64 | 2.7 |
| 2025-26 | 13-3 | 157-12.1 | 17-36 | .472 | 12-30 | .400 | 8-9 | .889 | 6-22-28-2.2 | 13-0 | 10 | 5 | 1 | 7 | 54 | 4.2 |
| Career | 37-3 | 424-11.5 | 40-87 | .460 | 24-66 | .364 | 14-17 | .824 | 23-51-74-2.0 | 40-0 | 20 | 14 | 2 | 10 | 118 | 3.2 |



10



BRANDON GARRISON

JR. | Foward | 6-10 | 245
Oklahoma City | Oklahoma State University
Communication

X: @brandonGarriso | IG: @brando2wavvyyy

- Pitched in six points and three boards off the bench in win over Mississippi State
- Had six points and four rebounds, while providing a spark off the bench in 11 minutes of action vs. Missouri
- Blocked a season-high three shots at Alabama
- Played a big part in UK's win over Indiana with six points, five boards, two assists, a steal and a block in 20 minutes
- Scored six points in nine minutes vs. North Carolina
- Pulled down a career-best 11 rebounds vs. Loyola (MD), also scoring six points
- Had perfect shooting night going 4 of 4 from both the field and foul line for 12 points vs. Valparaiso
- Opened the season with eight points and five rebounds in the win over Nicholls.
- Tallied seven points and four rebounds in win over Purdue
- Averaged 5.9 points, 3.9 rebounds and 1.9 assists per game as a sophomore
- Tallied seven double-figure scoring efforts
- Led the team in blocks seven times and steals seven times
- Recorded nine games with three or more assists and had three games with three or more steals
- Logged 13 points, six rebounds, two assists and two steals in the NCAA Tournament win over Troy
- Had a season-high 15 points, four assists, three steals and two boards in the home finale against LSU
- 2023 McDonalds High School All-American and the 2023 Gatorade and MaxPreps Player of the Year in the state of Oklahoma
- Has a two-year old son, named Akarii

2025-26 SEASON/CAREER HIGHS*

| | |
|--------------------------------------|--------------------------------------|
| Points | |
| Season | 12, VALPARAISO (11/7/25) |
| Career | 21, BYU (2/17/24) |
| Rebounds | |
| Season | 11, LOYOLA MD (11/21/25) |
| Career | 11, LOYOLA MD (11/21/25) |
| Field Goals | |
| Season | 4, 2x last VALPARAISO (11/7/25) |
| Career | 7, 3x last SOUTH CAROLINA (2/8/25) |
| Field Goals Attempted | |
| Season | 7, 2x last TENNESSEE TECH (11/26/25) |
| Career | 12, LSU (3/4/25) |
| 3-Point Field Goals | |
| Season | 1, 2x last vs. Gonzaga (12/5/25) |
| Career | 2, 2x last LSU (3/4/25) |
| 3-Point Field Goals Attempted | |
| Season | 2, INDIANA (12/13/25) |
| Career | 5, LSU (3/4/25) |
| Free Throws | |
| Season | 4, VALPARAISO (11/7/25) |
| Career | 8, WEST VIRGINIA (1/27/24) |
| Free Throws Attempted | |
| Season | 4, VALPARAISO (11/7/25) |
| Career | 12, BYU (2/17/24) |
| Assists | |
| Season | 4, VALPARAISO (11/7/25) |
| Career | 6, 2x last JACKSON ST. (11/22/24) |
| Steals | |
| Season | 2, TENNESSEE TECH (11/26/25) |
| Career | 4, WEST VIRGINIA (1/27/24) |
| Blocked Shots | |
| Season | 3, at Alabama (1/3/26) |
| Career | 6, HOUSTON CHRISTIAN (11/24/23) |
| Minutes Played | |
| Season | 23, 2x last at Louisville (11/11/25) |
| Career | 38, BAYLOR (1/6/24) |

| MISCELLANEOUS | 2025-26 | CAREER* |
|--------------------------------|---------|---------|
| Dunks | 12 | 56 |
| Double-Figure Scoring Games | 1 | 18 |
| Double-Figure Rebounding Games | 1 | 3 |
| Games With Double-Double | 0 | 1 |
| Games Led UK in Scoring | 0 | 2 |
| Games Led UK in Rebounding | 2 | 17 |
| Games Led UK in Assists | 0 | 5 |
| Games Led UK in Steals | 0 | 16 |
| Games Led UK in Blocks | 3 | 29 |
| Games With 3+ Assists | 1 | 15 |
| Games With 3+ Blocks | 1 | 10 |
| Games With 3+ Steals | 0 | 4 |
| Games With 3+ Three-Pointers | 0 | 0 |

*Includes Oklahoma State statistics

GAME-BY-GAME STATISTICS

| Opponent | Date | GS | Min | FG-A | Pct. | 3FG-A | Pct. | FT-A | Pct. | Off-Def-Tot | PF | Ast | TO | Blk | Stl | Pts |
|--------------------|-------|----|-----|------|-------|-------|-------|------|-------|-------------|----|-----|----|-----|-----|-----|
| NICHOLLS | 11/4 | * | 23 | 4-6 | .667 | 0-1 | .000 | 0-0 | .000 | 1-4-5 | 3 | 1 | 1 | 0 | 1 | 8 |
| VALPARAISO | 11/7 | * | 18 | 4-4 | 1.000 | 0-0 | .000 | 4-4 | 1.000 | 1-3-4 | 4 | 4 | 0 | 1 | 0 | 12 |
| at Louisville | 11/11 | * | 23 | 1-2 | .500 | 0-0 | .000 | 1-2 | .500 | 2-4-6 | 2 | 1 | 0 | 0 | 0 | 3 |
| EASTERN ILLINOIS | 11/14 | * | 19 | 3-3 | 1.000 | 0-0 | .000 | 0-0 | .000 | 1-4-5 | 4 | 1 | 4 | 1 | 0 | 6 |
| vs. Michigan State | 11/18 | * | 20 | 1-2 | .500 | 0-0 | .000 | 0-0 | .000 | 0-4-4 | 2 | 2 | 0 | 0 | 0 | 2 |
| LOYOLA (MD) | 11/21 | | 20 | 3-7 | .429 | 0-1 | .000 | 0-2 | .000 | 3-8-11 | 0 | 1 | 2 | 0 | 1 | 6 |
| TENNESSEE TECH | 11/26 | | 17 | 2-7 | .286 | 0-1 | .000 | 0-0 | .000 | 2-2-4 | 0 | 2 | 1 | 1 | 2 | 4 |
| NORTH CAROLINA | 12/2 | | 9 | 2-3 | .667 | 1-1 | 1.000 | 1-2 | .500 | 1-0-1 | 1 | 0 | 0 | 0 | 0 | 6 |
| vs. Gonzaga | 12/5 | | 16 | 2-3 | .667 | 1-1 | 1.000 | 0-0 | .000 | 1-1-2 | 5 | 0 | 1 | 0 | 0 | 5 |
| NC CENTRAL | 12/9 | | 7 | 1-2 | .500 | 0-1 | .000 | 3-3 | 1.000 | 0-0-0 | 0 | 2 | 2 | 0 | 1 | 5 |
| INDIANA | 12/13 | | 20 | 3-6 | .500 | 0-2 | .000 | 0-0 | .000 | 2-3-5 | 4 | 2 | 2 | 1 | 1 | 6 |
| vs. St. John's | 12/20 | | 12 | 2-4 | .500 | 0-0 | .000 | 0-0 | .000 | 0-2-2 | 2 | 0 | 0 | 1 | 1 | 4 |
| BELLARMINE | 12/23 | | 8 | 0-0 | .000 | 0-0 | .000 | 0-0 | .000 | 1-0-1 | 1 | 0 | 1 | 0 | 1 | 0 |
| at Alabama* | 1/3 | | 9 | 0-0 | .000 | 0-0 | .000 | 1-2 | .500 | 1-0-1 | 3 | 0 | 0 | 3 | 0 | 1 |
| MISSOURI* | 1/7 | | 11 | 3-3 | 1.000 | 0-0 | .000 | 0-0 | .000 | 0-4-4 | 4 | 2 | 1 | 0 | 0 | 6 |
| MISSISSIPPI STATE* | 1/10 | | 13 | 3-4 | .750 | 0-1 | .000 | 0-1 | .000 | 1-2-3 | 1 | 1 | 1 | 1 | 0 | 6 |
| at LSU* | 1/14 | | 15 | 0-3 | .000 | 0-0 | .000 | 0-0 | .000 | 0-3-3 | 1 | 2 | 1 | 0 | 0 | 0 |
| at Tennessee* | 1/17 | | 18 | 1-2 | .500 | 0-0 | .000 | 0-0 | .000 | 1-1-2 | 2 | 1 | 0 | 0 | 0 | 2 |



Father's Day

CAREER STATISTICS

| Year | GP-GS | Min-Avg | FG-FGA | Pct | 3FG-FGA | Pct | FT-FTA | Pct | Off-Def-Tot-Avg | PF-FO | Ast | TO | Blk | Stl | Pts | Avg |
|---------|-------|-----------|---------|------|---------|------|--------|------|-----------------|-------|-----|-----|-----|-----|-----|-----|
| 2023-24 | 32-29 | 721-22.5 | 91-159 | .572 | 0-0 | .000 | 59-91 | .648 | 43-125-168-5.3 | 89-3 | 47 | 52 | 47 | 26 | 241 | 7.5 |
| 2024-25 | 35-0 | 604-17.3 | 85-167 | .509 | 12-40 | .300 | 23-43 | .535 | 40-95-135-3.9 | 71-1 | 65 | 41 | 20 | 30 | 205 | 5.9 |
| 2025-26 | 18-5 | 280-15.6 | 35-61 | .574 | 2-9 | .222 | 10-16 | .625 | 18-45-63-3.5 | 39-1 | 22 | 17 | 9 | 8 | 82 | 4.6 |
| Career | 85-34 | 1611-19.0 | 211-387 | .545 | 14-49 | .286 | 92-150 | .613 | 101-266-367-4.3 | 199-5 | 134 | 111 | 76 | 64 | 528 | 6.2 |



11



WALKER HORN

SR. | Guard | 6-3 | 190
Austin, Texas | Westlake High School
Communication

X: @walkerhorn_ | IG: @walkerhorn_

- Had a rebound vs. Mississippi State
- Picked up an assist vs. NC Central
- Only four-year member of the UK squad in 2025-26
- Made his first career bucket on a 3-pointer as the shot clock was winding down in the closing minutes of the win over Tennessee Tech
- Had two tries from distance vs. Loyola (MD)
- Attempted a 3-pointer vs. Valparaiso and Eastern Illinois
- Saw action in the win over Nicholls
- Has appeared in 14 career contests
- Finished his high school career at Westlake High School in Austin, Texas, after spending his previous two seasons at Covington Catholic in Covington, Kentucky
- Westlake was a state semifinalists in 2022
- Horn was a part of a regional championship as a sophomore and a district championship as a junior with Covington Catholic
- Father, Darrin, is the head coach at Northern Kentucky

2025-26 SEASON/CAREER HIGHS

| | |
|--------------------------------------|--|
| Points | |
| Season | 3, TENNESSEE TECH (11/26/25) |
| Career | 3, TENNESSEE TECH (11/26/25) |
| Rebounds | |
| Season | 1, MISSISSIPPI STATE (1/10/26) |
| Career | 1, 2x last MISSISSIPPI STATE (1/10/26) |
| Field Goals | |
| Season | 1, TENNESSEE TECH (11/26/25) |
| Career | 1, TENNESSEE TECH (11/26/25) |
| Field Goals Attempted | |
| Season | 2, LOYOLA MD (11/21/25) |
| Career | 2, LOYOLA MD (11/21/25) |
| 3-Point Field Goals | |
| Season | 1, TENNESSEE TECH (11/26/25) |
| Career | 1, TENNESSEE TECH (11/26/25) |
| 3-Point Field Goals Attempted | |
| Season | 2, LOYOLA MD (11/21/25) |
| Career | 2, LOYOLA MD (11/21/25) |
| Free Throws | |
| Season | - |
| Career | - |
| Free Throws Attempted | |
| Season | - |
| Career | - |
| Assists | |
| Season | 1, NC CENTRAL (12/9/25) |
| Career | 1, 3x last NC CENTRAL (12/9/25) |
| Steals | |
| Season | - |
| Career | - |
| Blocked Shots | |
| Season | - |
| Career | - |
| Minutes Played | |
| Season | 2, TENNESSEE TECH (11/26/25) |
| Career | 2, 7x last TENNESSEE TECH (11/26/25) |

| MISCELLANEOUS | 2025-26 | CAREER |
|--------------------------------|---------|--------|
| Dunks | 0 | 0 |
| Double-Figure Scoring Games | 0 | 0 |
| Double-Figure Rebounding Games | 0 | 0 |
| Games With Double-Double | 0 | 0 |
| Games Led UK in Scoring | 0 | 0 |
| Games Led UK in Rebounding | 0 | 0 |
| Games Led UK in Assists | 0 | 0 |
| Games Led UK in Steals | 0 | 0 |
| Games Led UK in Blocks | 0 | 0 |
| Games With 3+ Assists | 0 | 0 |
| Games With 3+ Blocks | 0 | 0 |
| Games With 3+ Steals | 0 | 0 |
| Games With 3+ Three-Pointers | 0 | 0 |


GAME-BY-GAME STATISTICS

| Opponent | Date | GS | Min | FG-A | Pct. | 3FG-A | Pct. | FT-A | Pct. | Off-Def-Tot | PF | Ast | TO | Blk | Stl | Pts |
|--------------------|-------|----|-----|------|-------|-------|-------|------|------|-------------|----|-----|----|-----|-----|-----|
| NICHOLLS | 11/4 | | 1 | 0-0 | .000 | 0-0 | .000 | 0-0 | .000 | 0-0-0 | 0 | 0 | 0 | 0 | 0 | 0 |
| VALPARAISO | 11/7 | | 1 | 0-1 | .000 | 0-1 | .000 | 0-0 | .000 | 0-0-0 | 0 | 0 | 0 | 0 | 0 | 0 |
| at Louisville | 11/11 | | DNP | | | | | | | | | | | | | |
| EASTERN ILLINOIS | 11/14 | | 1 | 0-1 | .000 | 0-1 | .000 | 0-0 | .000 | 0-0-0 | 1 | 0 | 0 | 0 | 0 | 0 |
| vs. Michigan State | 11/18 | | DNP | | | | | | | | | | | | | |
| LOYOLA (MD) | 11/21 | | 1 | 0-2 | .000 | 0-2 | .000 | 0-0 | .000 | 0-0-0 | 0 | 0 | 1 | 0 | 0 | 0 |
| TENNESSEE TECH | 11/26 | | 2 | 1-1 | 1.000 | 1-1 | 1.000 | 0-0 | .000 | 0-0-0 | 0 | 0 | 0 | 0 | 0 | 3 |
| NORTH CAROLINA | 12/2 | | DNP | | | | | | | | | | | | | |
| vs. Gonzaga | 12/5 | | DNP | | | | | | | | | | | | | |
| NC CENTRAL | 12/9 | | 1 | 0-0 | .000 | 0-0 | .000 | 0-0 | .000 | 0-0-0 | 0 | 1 | 1 | 0 | 0 | 0 |
| INDIANA | 12/13 | | DNP | | | | | | | | | | | | | |
| vs. St. John's | 12/20 | | DNP | | | | | | | | | | | | | |
| BELLARMINE | 12/23 | | DNP | | | | | | | | | | | | | |
| at Alabama* | 1/3 | | DNP | | | | | | | | | | | | | |
| MISSOURI* | 1/7 | | DNP | | | | | | | | | | | | | |
| MISSISSIPPI STATE* | 1/10 | | 1 | 0-0 | .000 | 0-0 | .000 | 0-0 | .000 | 0-1-1 | 0 | 0 | 0 | 0 | 0 | 0 |
| at LSU* | 1/14 | | DNP | | | | | | | | | | | | | |
| at Tennessee* | 1/17 | | DNP | | | | | | | | | | | | | |

CAREER STATISTICS

| Year | GP-GS | Min-Avg | FG-FGA | Pct | 3FG-FGA | Pct | FT-FTA | Pct | Off-Def-Tot-Avg | PF-FO | Ast | TO | Blk | Stl | Pts | Avg |
|---------|-------|---------|--------|------|---------|------|--------|------|-----------------|-------|-----|----|-----|-----|-----|-----|
| 2022-23 | 4-0 | 8-2.0 | 0-1 | .000 | 0-1 | .000 | 0-0 | .000 | 0-1-1-0.3 | 1-0 | 1 | 4 | 0 | 0 | 0 | 0.0 |
| 2023-24 | 4-0 | 3-0.8 | 0-0 | .000 | 0-0 | .000 | 0-0 | .000 | 0-0-0-0.0 | 0-0 | 0 | 0 | 0 | 0 | 0 | 0.0 |
| 2024-25 | 5-0 | 4-0.9 | 0-0 | .000 | 0-0 | .000 | 0-0 | .000 | 0-0-0-0.0 | 0-0 | 1 | 0 | 0 | 0 | 0 | 0.0 |
| 2025-26 | 7-0 | 8-1.2 | 1-6 | .167 | 1-6 | .167 | 0-0 | .000 | 0-1-1-0.1 | 0-0 | 1 | 2 | 0 | 0 | 3 | 0.4 |
| Career | 20-0 | 24-1.2 | 1-7 | .143 | 1-7 | .143 | 0-0 | .000 | 0-2-2-0.1 | 1-0 | 3 | 6 | 0 | 0 | 3 | 0.2 |





JALAND LOWE

JR. | Guard | 6-1.5 | 170
Missouri City, Texas | University of Pittsburgh
Communication

X: @jalandlowe | IG: @j15lowe

- Will miss the remainder of the season and is set to have shoulder surgery
- Left the game vs. Mississippi State with an injury after three minutes and did not return
- Scored a season-high 21 points while also generating two steals at Alabama in SEC opener
- Returned from a first-half injury to play 15 minutes in the second half vs. St. John's, sparking a comeback win with 13 points, three rebounds, three assists and a team-best plus-minus of plus-20
- Had a season-high 13 points in the win over Indiana, playing 24 minutes
- Returned to action vs. Gonzaga and played 14 minutes
- Had nine points, a team-high five assists, to go along with a block and a steal at Louisville
- Made UK debut vs. Valparaiso, scoring six points and leading the team with five assists
- Named to the preseason watch list for the Bob Cousy Award, the Wooden Award and the Naismith Player of the Year
- Preseason Third-Team All-SEC by media
- Named NABC Second Team All-District and Third Team All-ACC as a sophomore at Pitt
- Missed both exhibition games with a shoulder injury
- Led team in scoring at 16.8 points per game and was one of eight players in Division I to average at least 16.5 points, 4.0 rebounds and 5.5 assists
- Scored in double-figures 26 times and topped 20 points a team-high 10 times
- Recorded sixth triple-double in program history with 11 points, 10 rebounds and 10 assists vs. VMI
- Averaged 26.4 points, 8.1 rebounds, 4.3 assists, 3.1 steals and 2.3 blocks his senior year at Fort Bend Marshall
- Godfather, John Lucas II, was the No. 1 pick in the 1976 NBA Draft and played in the NBA from 1976-1990 and served as an NBA head coach for San Antonio, Philadelphia and Cleveland
- Chose his jersey number in honor of his godfather

2025-26 SEASON/CAREER HIGHS*

| | |
|--------------------------------------|---|
| Points | |
| Season | 21, at Alabama (1/3/26) |
| Career | 28, at Ohio State (11/29/24) |
| Rebounds | |
| Season | 5, INDIANA (12/13/25) |
| Career | 10, 2x last at Louisville (3/1/25) |
| Field Goals | |
| Season | 8, at Alabama (1/3/26) |
| Career | 9, 2x last at CALIFORNIA (1/1/25) |
| Field Goals Attempted | |
| Season | 16, at Alabama (1/3/26) |
| Career | 23, CALIFORNIA (1/1/25) |
| 3-Point Field Goals | |
| Season | 2, at Louisville (11/11/25) |
| Career | 4, 2x last at Mississippi St. (12/4/24) |
| 3-Point Field Goals Attempted | |
| Season | 5, 3x last MISSOURI (1/7/26) |
| Career | 9, 3x last GEORGIA TECH (2/25/25) |
| Free Throws | |
| Season | 4, 2x last MISSOURI (1/7/26) |
| Career | 13, LOUISVILLE (1/11/25) |
| Free Throws Attempted | |
| Season | 6, INDIANA (12/13/25) |
| Career | 13, LOUISVILLE (1/11/25) |
| Assists | |
| Season | 5, 2x last at Louisville (11/11/25) |
| Career | 12, ECU (12/11/24) |
| Steals | |
| Season | 2, at Alabama (1/3/26) |
| Career | 4, 3x last at Notre Dame (2/22/25) |
| Blocked Shots | |
| Season | 1, 2x last at Alabama (1/3/26) |
| Career | 1, 11x last at Alabama (1/3/26) |
| Minutes Played | |
| Season | 30, at Louisville (11/11/25) |
| Career | 43, CLEMSON (1/18/25) |

| MISCELLANEOUS | 2025-26 | CAREER* |
|--------------------------------|---------|---------|
| Dunks | 0 | 1 |
| Double-Figure Scoring Games | 3 | 46 |
| Double-Figure Rebounding Games | 0 | 2 |
| Games With Double-Double | 0 | 2 |
| Games Led UK in Scoring | 0 | 17 |
| Games Led UK in Rebounding | 0 | 6 |
| Games Led UK in Assists | 3 | 44 |
| Games Led UK in Steals | 2 | 21 |
| Games Led UK in Blocks | 1 | 5 |
| Games With 3+ Assists | 3 | 49 |
| Games With 3+ Blocks | 0 | 0 |
| Games With 3+ Steals | 0 | 9 |
| Games With 3+ Three-Pointers | 0 | 4 |

*Includes Pitt statistics

GAME-BY-GAME STATISTICS

| Opponent | Date | GS | Min | FG-A | Pct. | 3FG-A | Pct. | FT-A | Pct. | Off-Def-Tot | PF | Ast | TO | Blk | Stl | Pts |
|--------------------|-------|----|-----|------|------|-------|------|------|-------|-------------|----|-----|----|-----|-----|-----|
| NICHOLLS | 11/4 | | DNP | | | | | | | | | | | | | |
| VALPARAISO | 11/7 | | 18 | 2-7 | .286 | 0-2 | .000 | 2-2 | 1.000 | 0-2-2 | 1 | 5 | 0 | 0 | 1 | 6 |
| at Louisville | 11/11 | | 30 | 2-8 | .250 | 2-5 | .400 | 3-4 | .750 | 1-0-1 | 3 | 5 | 3 | 1 | 1 | 9 |
| EASTERN ILLINOIS | 11/14 | | DNP | | | | | | | | | | | | | |
| vs. Michigan State | 11/18 | | DNP | | | | | | | | | | | | | |
| LOYOLA (MD) | 11/21 | | DNP | | | | | | | | | | | | | |
| TENNESSEE TECH | 11/26 | | DNP | | | | | | | | | | | | | |
| NORTH CAROLINA | 12/2 | | DNP | | | | | | | | | | | | | |
| vs. Gonzaga | 12/5 | | 14 | 0-5 | .000 | 0-2 | .000 | 1-2 | .500 | 0-1-1 | 0 | 1 | 1 | 0 | 0 | 1 |
| NC CENTRAL | 12/9 | | 8 | 0-0 | .000 | 0-0 | .000 | 0-0 | .000 | 0-0-0 | 2 | 2 | 1 | 0 | 0 | 0 |
| INDIANA | 12/13 | | 24 | 5-13 | .385 | 0-3 | .000 | 3-6 | .500 | 0-5-5 | 1 | 2 | 0 | 0 | 1 | 13 |
| vs. St. John's | 12/20 | | 15 | 5-7 | .714 | 1-2 | .500 | 2-2 | 1.000 | 1-2-3 | 1 | 3 | 0 | 0 | 0 | 13 |
| BELLARMINE | 12/23 | | DNP | | | | | | | | | | | | | |
| at Alabama* | 1/3 | | 27 | 8-16 | .500 | 1-5 | .200 | 4-5 | .800 | 0-3-3 | 2 | 2 | 3 | 1 | 2 | 21 |
| MISSOURI* | 1/7 | * | 28 | 2-11 | .182 | 1-5 | .200 | 4-4 | 1.000 | 1-3-4 | 2 | 2 | 0 | 0 | 0 | 9 |
| MISSISSIPPI STATE* | 1/10 | * | 3 | 0-0 | .000 | 0-0 | .000 | 0-2 | .000 | 0-0-0 | 0 | 0 | 0 | 0 | 1 | 0 |
| at LSU* | 1/14 | | DNP | | | | | | | | | | | | | |
| at Tennessee* | 1/17 | | DNP | | | | | | | | | | | | | |



Back in Blue with
Andrew Harrison



Mic'd Up

CAREER STATISTICS

| Year | GP-GS | Min-Avg | FG-FGA | Pct | 3FG-FGA | Pct | FT-FTA | Pct | Off-Def-Tot-Avg | PF-FO | Ast | TO | Blk | Stl | Pts | Avg |
|---------|-------|-----------|---------|------|---------|------|---------|------|-----------------|-------|-----|-----|-----|-----|-----|------|
| 2023-24 | 33-19 | 876-26.5 | 113-291 | .388 | 31-88 | .352 | 59-69 | .855 | 18-75-93-2.8 | 41-0 | 109 | 46 | 2 | 28 | 316 | 9.6 |
| 2024-25 | 31-31 | 1103-35.6 | 166-442 | .376 | 41-154 | .266 | 147-166 | .886 | 27-102-129-4.2 | 67-1 | 169 | 92 | 7 | 55 | 520 | 16.8 |
| 2025-26 | 9-2 | 166-18.5 | 24-67 | .358 | 5-24 | .208 | 19-27 | .704 | 3-16-19-2.1 | 12-0 | 22 | 8 | 2 | 6 | 72 | 8.0 |
| Career | 73-52 | 2141-29.3 | 303-800 | .379 | 77-266 | .289 | 225-262 | .859 | 48-192-240-3.3 | 120-1 | 300 | 146 | 11 | 89 | 908 | 12.4 |



20



ZACH TOW

SR. | Forward | 6-5 | 220
Madisonville, Ky. | North Hopkins High School
Business Administration- Management & Finance

X: @z_tow12 | IG: @z_tow20

- Buried a 3-pointer vs. NC Central for first-career field goal
- Has seen action in six games this season
- Hit a free throw in the win over Tennessee Tech for his first collegiate points
- Made Kentucky debut vs. LSU in home finale
- Saw action in NCAA Tournament first round win over Troy
- All-District and First Team All-Region at Madisonville North Hopkins High School
- Averaged 12.5 points and 11.5 rebounds as a high school senior in 2021-22
- Reached the Elite Eight of the KHSAA High School State Tournament in 2019
- Sister Kaylee was an All-American in softball at the University of Alabama

2025-26 SEASON/CAREER HIGHS

| | |
|--------------------------------------|------------------------------|
| Points | |
| Season | 3, NC CENTRAL (12/9/25) |
| Career | 3, NC CENTRAL (12/9/25) |
| Rebounds | |
| Season | - |
| Career | - |
| Field Goals | |
| Season | 1, NC CENTRAL (12/9/25) |
| Career | 1, NC CENTRAL (12/9/25) |
| Field Goals Attempted | |
| Season | 1, NC CENTRAL (12/9/25) |
| Career | 1, NC CENTRAL (12/9/25) |
| 3-Point Field Goals | |
| Season | 1, NC CENTRAL (12/9/25) |
| Career | 1, NC CENTRAL (12/9/25) |
| 3-Point Field Goals Attempted | |
| Season | 1, NC CENTRAL (12/9/25) |
| Career | 1, NC CENTRAL (12/9/25) |
| Free Throws | |
| Season | 1, TENNESSEE TECH (11/26/25) |
| Career | 1, TENNESSEE TECH (11/26/25) |
| Free Throws Attempted | |
| Season | 2, TENNESSEE TECH (11/26/25) |
| Career | 2, TENNESSEE TECH (11/26/25) |
| Assists | |
| Season | - |
| Career | - |
| Steals | |
| Season | - |
| Career | - |
| Blocked Shots | |
| Season | - |
| Career | - |
| Minutes Played | |
| Season | 2, TENNESSEE TECH (11/26/25) |
| Career | 2, TENNESSEE TECH (11/26/25) |

| MISCELLANEOUS | 2025-26 | CAREER |
|--------------------------------|---------|--------|
| Dunks | 0 | 0 |
| Double-Figure Scoring Games | 0 | 0 |
| Double-Figure Rebounding Games | 0 | 0 |
| Games With Double-Double | 0 | 0 |
| Games Led UK in Scoring | 0 | 0 |
| Games Led UK in Rebounding | 0 | 0 |
| Games Led UK in Assists | 0 | 0 |
| Games Led UK in Steals | 0 | 0 |
| Games Led UK in Blocks | 0 | 0 |
| Games With 3+ Assists | 0 | 0 |
| Games With 3+ Blocks | 0 | 0 |
| Games With 3+ Steals | 0 | 0 |
| Games With 3+ Three-Pointers | 0 | 0 |

GAME-BY-GAME STATISTICS

| Opponent | Date | GS | Min | FG-A | Pct. | 3FG-A | Pct. | FT-A | Pct. | Off-Def-Tot | PF | Ast | TO | Blk | Stl | Pts |
|--------------------|-------|-----|-----|-------|------|-------|------|------|-------|-------------|----|-----|----|-----|-----|-----|
| NICHOLLS | 11/4 | 1 | 0-0 | .000 | 0-0 | .000 | 0-0 | .000 | 0-0-0 | 0 | 0 | 0 | 0 | 0 | 0 | 0 |
| VALPARAISO | 11/7 | 1 | 0-0 | .000 | 0-0 | .000 | 0-0 | .000 | 0-0-0 | 0 | 0 | 0 | 0 | 0 | 0 | 0 |
| at Louisville | 11/11 | DNP | | | | | | | | | | | | | | |
| EASTERN ILLINOIS | 11/14 | 1 | 0-0 | .000 | 0-0 | .000 | 0-0 | .000 | 0-0-0 | 1 | 0 | 0 | 0 | 0 | 0 | 0 |
| vs. Michigan State | 11/18 | DNP | | | | | | | | | | | | | | |
| LOYOLA (MD) | 11/21 | 1 | 0-0 | .000 | 0-0 | .000 | 0-0 | .000 | 0-0-0 | 0 | 0 | 0 | 0 | 0 | 0 | 0 |
| TENNESSEE TECH | 11/26 | 2 | 0-0 | .000 | 0-0 | .000 | 1-2 | .500 | 0-0-0 | 0 | 0 | 0 | 0 | 0 | 0 | 1 |
| NORTH CAROLINA | 12/2 | DNP | | | | | | | | | | | | | | |
| vs. Gonzaga | 12/5 | DNP | | | | | | | | | | | | | | |
| NC CENTRAL | 12/9 | 1 | 1-1 | 1.000 | 1-1 | 1.000 | 0-0 | .000 | 0-0-0 | 0 | 0 | 0 | 0 | 0 | 0 | 3 |
| INDIANA | 12/13 | DNP | | | | | | | | | | | | | | |
| St. John's | 12/20 | DNP | | | | | | | | | | | | | | |
| BELLARMINE | 12/23 | DNP | | | | | | | | | | | | | | |
| at Alabama* | 1/3 | DNP | | | | | | | | | | | | | | |
| MISSOURI* | 1/7 | DNP | | | | | | | | | | | | | | |
| MISSISSIPPI STATE* | 1/10 | 1 | 0-0 | .000 | 0-0 | .000 | 0-0 | .000 | 0-0-0 | 0 | 0 | 0 | 0 | 0 | 0 | 0 |
| at LSU* | 1/14 | DNP | | | | | | | | | | | | | | |
| at Tennessee* | 1/17 | DNP | | | | | | | | | | | | | | |

CAREER STATISTICS

| Year | GP-GS | Min-Avg | FG-FGA | Pct | 3FG-FGA | Pct | FT-FTA | Pct | Off-Def-Tot-Avg | PF-FO | Ast | TO | Blk | Stl | Pts | Avg |
|---------|-------|---------|--------|-------|---------|-------|--------|------|-----------------|-------|-----|----|-----|-----|-----|-----|
| 2024-25 | 2-0 | 1-0.4 | 0-0 | .000 | 0-0 | .000 | 0-0 | .000 | 0-0-0-0.0 | 0-0 | 0 | 0 | 0 | 0 | 0 | 0.0 |
| 2025-26 | 7-0 | 8-1.2 | 1-1 | 1.000 | 1-1 | 1.000 | 1-2 | .500 | 0-0-0-0.0 | 1-0 | 0 | 0 | 0 | 0 | 4 | 0.6 |
| Career | 9-0 | 9-1.0 | 1-1 | 1.000 | 1-1 | 1.000 | 1-2 | .500 | 0-0-0-0.0 | 1-0 | 0 | 0 | 0 | 0 | 4 | 0.4 |



21



JAYDEN QUAINANCE

SO. | Foward | 6-10.5 | 255
Cleveland, Ohio | Arizona State University
Communication

X: @qjayhoops | IG: @qjay_21

- Has missed the last three games with knee swelling
- Made his first start of the season vs. Missouri. He had four boards, an assist, a blocked shot and a steal
- Played a season-high 24 minutes at Alabama, scoring five points and grabbing six rebounds
- Made his season debut following ACL surgery in the win over St. John's, scoring 10 points, grabbing eight boards and blocking two shots. Was plus-18 in 17 minutes of action in the win
- Preseason watch lists for the Kareem Abdul-Jabbar award and the Wooden Award
- Started all 24 games in which he played with Arizona State as a freshman, averaging 9.4 points, 7.9 rebounds, 2.6 blocks and 1.5 assists while shooting 52.5 percent from the field
- Big 12 All-Freshman Team and Big 12 All-Defensive Team selection
- Set Arizona State freshman records for total blocked shots (63) and rebounds per game (7.9) despite missing the latter portions of the season after suffering a torn ACL on Feb. 23
- Only player in the country to reach a combined 90 steals and blocks in fewer than 25 games
- Had 11 games scoring in double figures and posted six double-doubles
- Was the youngest freshman in the country a season ago, and just turned 18 in July
- Represented Team USA at the 2023 FIBA Americas U16 Championship, winning a gold medal
- Enjoys watching anime and playing chess in spare time

2025-26 SEASON/CAREER HIGHS*

| | | |
|--------------------------------------|-------------------------------------|--|
| Points | | |
| Season | 10, vs. St. John's (12/20/25) | |
| Career | 20, UCF (1/14/25) | |
| Rebounds | | |
| Season | 8, vs. St. John's (12/20/25) | |
| Career | 14, 2x last at Cincinnati (1/18/25) | |
| Field Goals | | |
| Season | 5, vs. St. John's (12/20/25) | |
| Career | 8, 2x last UCF (1/14/25) | |
| Field Goals Attempted | | |
| Season | 7, vs. St. John's (12/20/25) | |
| Career | 14, vs. Massachusetts (12/21/24) | |
| 3-Point Field Goals | | |
| Season | - | |
| Career | 2, at Kansas State (2/23/25) | |
| 3-Point Field Goals Attempted | | |
| Season | - | |
| Career | 4, at Kansas State (2/23/25) | |
| Free Throws | | |
| Season | 2, BELLARMINE (12/23/25) | |
| Career | 4, UCF (1/14/25) | |
| Free Throws Attempted | | |
| Season | 4, 3x last MISSOURI (1/7/26) | |
| Career | 7, 2x last UCF (1/14/25) | |
| Assists | | |
| Season | 1, 2x last MISSOURI (1/7/26) | |
| Career | 5, vs. St. Mary's (11/29/24) | |
| Steals | | |
| Season | 1, 2x last MISSOURI (1/7/26) | |
| Career | 4, vs. Florida (12/14/24) | |
| Blocked Shots | | |
| Season | 2, vs. St. John's (12/20/25) | |
| Career | 6, IDAHO STATE (11/5/24) | |
| Minutes Played | | |
| Season | 24, at Alabama (1/3/26) | |
| Career | 40, BAYLOR (1/11/25) | |

| MISCELLANEOUS | 2025-26 | CAREER* |
|--------------------------------|---------|---------|
| Dunks | 2 | 35 |
| Double-Figure Scoring Games | 1 | 12 |
| Double-Figure Rebounding Games | 0 | 9 |
| Games With Double-Double | 0 | 6 |
| Games Led UK in Scoring | 0 | 2 |
| Games Led UK in Rebounding | 0 | 16 |
| Games Led UK in Assists | 0 | 2 |
| Games Led UK in Steals | 0 | 10 |
| Games Led UK in Blocks | 1 | 20 |
| Games With 3+ Assists | 0 | 4 |
| Games With 3+ Blocks | 0 | 11 |
| Games With 3+ Steals | 0 | 3 |
| Games With 3+ Three-Pointers | 0 | 0 |

*includes Arizona State statistics

GAME-BY-GAME STATISTICS

| Opponent | Date | GS | Min | FG-A | Pct. | 3FG-A | Pct. | FT-A | Pct. | Off-Def-Tot | PF | Ast | TO | Blk | Stl | Pts |
|--------------------|-------|----|-----|------|------|-------|------|------|-------|-------------|----|-----|----|-----|-----|-----|
| NICHOLLS | 11/4 | | DNP | | | | | | | | | | | | | |
| VALPARAISO | 11/7 | | DNP | | | | | | | | | | | | | |
| at Louisville | 11/11 | | DNP | | | | | | | | | | | | | |
| EASTERN ILLINOIS | 11/14 | | DNP | | | | | | | | | | | | | |
| vs. Michigan State | 11/18 | | DNP | | | | | | | | | | | | | |
| LOYOLA (MD) | 11/21 | | DNP | | | | | | | | | | | | | |
| TENNESSEE TECH | 11/26 | | DNP | | | | | | | | | | | | | |
| NORTH CAROLINA | 12/2 | | DNP | | | | | | | | | | | | | |
| vs. Gonzaga | 12/5 | | DNP | | | | | | | | | | | | | |
| NC CENTRAL | 12/9 | | DNP | | | | | | | | | | | | | |
| INDIANA | 12/13 | | DNP | | | | | | | | | | | | | |
| vs. St. John's | 12/20 | 17 | 5-7 | .714 | 0-0 | .000 | 0-1 | .000 | 5-3-8 | 2 | 0 | 0 | 2 | 0 | 0 | 10 |
| BELLARMINE | 12/23 | 8 | 1-2 | .500 | 0-0 | .000 | 2-4 | .500 | 1-1-2 | 1 | 0 | 2 | 0 | 0 | 0 | 4 |
| at Alabama* | 1/3 | 24 | 2-4 | .500 | 0-0 | .000 | 1-4 | .250 | 1-5-6 | 2 | 1 | 2 | 0 | 1 | 1 | 5 |
| MISSOURI* | 1/7 | * | 18 | 0-1 | .000 | 0-0 | .000 | 1-4 | .250 | 1-3-4 | 0 | 1 | 2 | 1 | 1 | 1 |
| MISSISSIPPI STATE* | 1/10 | | DNP | | | | | | | | | | | | | |
| LSU* | 1/14 | | DNP | | | | | | | | | | | | | |
| at Tennessee* | 1/17 | | DNP | | | | | | | | | | | | | |



UKSN Day in the Life



Follow Friday

CAREER STATISTICS

| Year | GP-GS | Min-Avg | FG-FGA | Pct | 3FG-FGA | Pct | FT-FTA | Pct | Off-Def-Tot-Avg | PF-FO | Ast | TO | Blk | Stl | Pts | Avg |
|---------|-------|----------|---------|------|---------|------|--------|------|-----------------|-------|-----|----|-----|-----|-----|-----|
| 2024-25 | 24-24 | 708-29.5 | 93-177 | .525 | 6-32 | .188 | 34-71 | .479 | 72-117-189-7.9 | 62-3 | 37 | 46 | 63 | 27 | 226 | 9.4 |
| 2025-26 | 4-1 | 67-16.8 | 8-14 | .571 | 0-0 | .000 | 4-13 | .308 | 8-12-20-5.0 | 5-0 | 2 | 6 | 3 | 2 | 20 | 5.0 |
| Career | 28-25 | 776-27.7 | 101-191 | .529 | 6-32 | .188 | 38-84 | .452 | 80-129-209-7.5 | 67-3 | 39 | 52 | 66 | 29 | 246 | 8.8 |



22



BRAYDON HAWTHORNE

FR. | Foward | 6-8 | 190
Beckley, W. Va. | Huntington Prep
Communication

X: @BraydonH20 | IG: @braydonhawthorne

- Consensus four-star prospect ranked the No. 33 overall player in the final class of 2025 rankings by 247Sports
- Played his final high school season at Huntington Prep, averaging 23.5 points, 6.0 rebounds and 4.0 assists per game
- Prior to Huntington, Hawthorne attended Woodrow Wilson High School
- He was ranked the No. 1 player in the state of West Virginia by all major recruiting services
- Cites painting, cooking and Fortnite as off the court talents

2025-26 SEASON/CAREER HIGHS

| | |
|-------------------------------|---|
| Points | |
| Season | - |
| Career | - |
| Rebounds | |
| Season | - |
| Career | - |
| Field Goals | |
| Season | - |
| Career | - |
| Field Goals Attempted | |
| Season | - |
| Career | - |
| 3-Point Field Goals | |
| Season | - |
| Career | - |
| 3-Point Field Goals Attempted | |
| Season | - |
| Career | - |
| Free Throws | |
| Season | - |
| Career | - |
| Free Throws Attempted | |
| Season | - |
| Career | - |
| Assists | |
| Season | - |
| Career | - |
| Steals | |
| Season | - |
| Career | - |
| Blocked Shots | |
| Season | - |
| Career | - |
| Minutes Played | |
| Season | - |
| Career | - |

| MISCELLANEOUS | 2025-26 | CAREER* |
|--------------------------------|---------|---------|
| Dunks | 0 | 0 |
| Double-Figure Scoring Games | 0 | 0 |
| Double-Figure Rebounding Games | 0 | 0 |
| Games With Double-Double | 0 | 0 |
| Games Led UK in Scoring | 0 | 0 |
| Games Led UK in Rebounding | 0 | 0 |
| Games Led UK in Assists | 0 | 0 |
| Games Led UK in Steals | 0 | 0 |
| Games Led UK in Blocks | 0 | 0 |
| Games With 3+ Assists | 0 | 0 |
| Games With 3+ Blocks | 0 | 0 |
| Games With 3+ Steals | 0 | 0 |
| Games With 3+ Three-Pointers | 0 | 0 |

GAME-BY-GAME STATISTICS

| Opponent | Date | GS | Min | FG-A | Pct. | 3FG-A | Pct. | FT-A | Pct. | Off-Def-Tot | PF | Ast | TO | Blk | Stl | Pts |
|--------------------|-------|----|-----|------|------|-------|------|------|------|-------------|----|-----|----|-----|-----|-----|
| NICHOLLS | 11/4 | | DNP | | | | | | | | | | | | | |
| VALPARAISO | 11/7 | | DNP | | | | | | | | | | | | | |
| at Louisville | 11/11 | | DNP | | | | | | | | | | | | | |
| EASTERN ILLINOIS | 11/14 | | DNP | | | | | | | | | | | | | |
| vs. Michigan State | 11/18 | | DNP | | | | | | | | | | | | | |
| LOYOLA (MD) | 11/21 | | DNP | | | | | | | | | | | | | |
| TENNESSEE TECH | 11/26 | | DNP | | | | | | | | | | | | | |
| NORTH CAROLINA | 12/2 | | DNP | | | | | | | | | | | | | |
| vs. Gonzaga | 12/5 | | DNP | | | | | | | | | | | | | |
| NC CENTRAL | 12/9 | | DNP | | | | | | | | | | | | | |
| INDIANA | 12/13 | | DNP | | | | | | | | | | | | | |
| vs. St. John's | 12/20 | | DNP | | | | | | | | | | | | | |
| BELLARMINE | 12/23 | | DNP | | | | | | | | | | | | | |
| at Alabama* | 1/3 | | DNP | | | | | | | | | | | | | |
| MISSOURI* | 1/7 | | DNP | | | | | | | | | | | | | |
| MISSISSIPPI STATE* | 1/10 | | DNP | | | | | | | | | | | | | |
| at LSU* | 1/14 | | DNP | | | | | | | | | | | | | |
| at Tennessee* | 1/17 | | DNP | | | | | | | | | | | | | |



Meet the Cats

CAREER STATISTICS

| Year | GP-GS | Min-Avg | FG-FGA | Pct | 3FG-FGA | Pct | FT-FTA | Pct | Off-Def-Tot-Avg | PF-FO | Ast | TO | Blk | Stl | Pts | Avg |
|---------|-------|---------|--------|-----|---------|-----|--------|-----|-----------------|-------|-----|----|-----|-----|-----|-----|
| 2025-26 | | | | | | | | | | | | | | | | |
| Career | | | | | | | | | | | | | | | | |



23



MOUHAMED DIOUBATE

JR. | Foward | 6-7 | 220
Queens, N.Y. | University of Alabama
Communication

X: @MoDioubate | IG: @onewayup_mo

- Had 10 points and tied for team best with six rebounds in road win at Tennessee. Was team-high +16 in the win
- Tied for team lead with eight boards, also scoring six points, at Alabama
- Posted his second 20-point effort in a win over Bellarmine. He also added team highs in blocks (3) and steals (2)
- Returned from an ankle injury to post 14 points, 12 rebounds and five steals in the win over Indana. He's the first player in college basketball to have a game with those numbers this season
- Registered a double-double with 20 points and 11 boards in win over Eastern Illinois, going 8 of 9 from the field while also posting two steals and two blocks
- Scored 14 points and had five rebounds against Valparaiso
- Notched seven points and seven rebounds vs. Nicholls
- Played in all 37 games for Alabama, helping the team reach the Elite Eight as a No. 2 seed as a sophomore
- Averaged 7.2 points, 5.9 rebounds and 1.1 assists per game
- Recorded six double-doubles, including four against SEC opponents
- Led team in rebounding 10 times, including his career-high 16 boards against Houston
- Had a double-double with 18 points and 10 rebounds vs. Robert Morris in the opening round of the NCAA Tournament
- Scored eight points and added a trio of boards in the Blue-White Game for the White squad
- Appeared in 33 games on an Alabama team which reached the Final Four as a freshman. Scored nine of Alabama's final 15 points in its round of 32 win over Grand Canyon in the NCAA Tournament
- Won the National Prep Championship at Putnam Science Academy in high school
- Is a family friend and former AAU teammate of UK's Hamidou Diallo

2025-26 SEASON/CAREER HIGHS*

| | |
|-------------------------------|-------------------------------------|
| Points | |
| Season | 20, 2x last BELLARMINE (12/23/25) |
| Career | 22, vs. VANDERBILT (1/21/25) |
| Rebounds | |
| Season | 12, INDIANA (12/13/25) |
| Career | 16, vs. Houston (11/26/24) |
| Field Goals | |
| Season | 9, BELLARMINE (12/23/25) |
| Career | 9, BELLARMINE (12/23/25) |
| Field Goals Attempted | |
| Season | 11, 2x, last at Tennessee (1/17/26) |
| Career | 11, 2x, last at Tennessee (1/17/26) |
| 3-Point Field Goals | |
| Season | 1, VALPARAISO (11/7/25) |
| Career | 3, at Texas (2/11/25) |
| 3-Point Field Goals Attempted | |
| Season | 4, vs. Michigan State (11/18/25) |
| Career | 4, vs. Michigan State (11/18/25) |
| Free Throws | |
| Season | 6, INDIANA (12/13/25) |
| Career | 6, vs. VANDERBILT (1/21/25) |
| Free Throws Attempted | |
| Season | 10, INDIANA (12/13/25) |
| Career | 10, INDIANA (12/13/25) |
| Assists | |
| Season | 4, NICHOLLS (11/4/25) |
| Career | 4, 2x last NICHOLLS (11/4/25) |
| Steals | |
| Season | 5, INDIANA (12/13/25) |
| Career | 5, INDIANA (12/13/25) |
| Blocked Shots | |
| Season | 3, BELLARMINE (12/23/25) |
| Career | 3, 4x last BELLARMINE (12/23/25) |
| Minutes Played | |
| Season | 32, BELLARMINE (12/23/25) |
| Career | 32, BELLARMINE (12/23/25) |

| MISCELLANEOUS | 2025-26 | CAREER* |
|--------------------------------|---------|---------|
| Dunks | 7 | 23 |
| Double-Figure Scoring Games | 6 | 21 |
| Double-Figure Rebounding Games | 2 | 9 |
| Games With Double-Double | 2 | 8 |
| Games Led UK in Scoring | 2 | 3 |
| Games Led UK in Rebounding | 4 | 15 |
| Games Led UK in Assists | 0 | 1 |
| Games Led UK in Steals | 4 | 16 |
| Games Led UK in Blocks | 5 | 19 |
| Games With 3+ Assists | 1 | 4 |
| Games With 3+ Blocks | 1 | 4 |
| Games With 3+ Steals | 1 | 3 |
| Games With 3+ Three-Pointers | 0 | 1 |

*Includes Alabama statistics

GAME-BY-GAME STATISTICS

| Opponent | Date | GS | Min | FG-A | Pct. | 3FG-A | Pct. | FT-A | Pct. | Off-Def-Tot | PF | Ast | TO | Blk | Stl | Pts |
|--------------------|-------|----|-----|------|------|-------|------|------|-------|-------------|----|-----|----|-----|-----|-----|
| NICHOLLS | 11/4 | * | 21 | 3-5 | .600 | 0-1 | .000 | 1-3 | .333 | 2-5-7 | 0 | 4 | 2 | 0 | 1 | 7 |
| VALPARAISO | 11/7 | * | 20 | 5-8 | .625 | 1-3 | .333 | 3-4 | .750 | 1-4-5 | 3 | 0 | 0 | 1 | 1 | 14 |
| at Louisville | 11/11 | * | 18 | 3-6 | .500 | 0-2 | .000 | 1-1 | 1.000 | 1-3-4 | 3 | 1 | 1 | 0 | 0 | 7 |
| EASTERN ILLINOIS | 11/14 | * | 22 | 8-9 | .889 | 0-1 | .000 | 4-5 | .800 | 4-7-11 | 1 | 1 | 2 | 2 | 2 | 20 |
| vs. Michigan State | 11/18 | * | 21 | 4-9 | .444 | 0-4 | .000 | 2-2 | 1.000 | 0-2-2 | 1 | 0 | 1 | 1 | 1 | 10 |
| LOYOLA (MD) | 11/21 | | DNP | | | | | | | | | | | | | |
| TENNESSEE TECH | 11/26 | | DNP | | | | | | | | | | | | | |
| NORTH CAROLINA | 12/2 | | DNP | | | | | | | | | | | | | |
| vs. Gonzaga | 12/5 | | DNP | | | | | | | | | | | | | |
| NC CENTRAL | 12/9 | | DNP | | | | | | | | | | | | | |
| INDIANA | 12/13 | | 22 | 4-7 | .571 | 0-0 | .000 | 6-10 | .600 | 7-5-12 | 3 | 0 | 0 | 0 | 5 | 14 |
| St. John's | 12/20 | * | 22 | 2-4 | .500 | 1-2 | .500 | 1-2 | .500 | 1-4-5 | 2 | 0 | 4 | 2 | 0 | 6 |
| BELLARMINE | 12/23 | * | 32 | 9-11 | .818 | 0-0 | .000 | 2-4 | .500 | 3-2-5 | 3 | 0 | 0 | 3 | 2 | 20 |
| at Alabama* | 1/3 | * | 21 | 2-6 | .333 | 0-1 | .000 | 2-4 | .500 | 4-4-8 | 1 | 1 | 0 | 0 | 1 | 6 |
| MISSOURI* | 1/7 | * | 25 | 2-6 | .333 | 0-0 | .000 | 4-4 | 1.000 | 0-2-2 | 3 | 2 | 3 | 0 | 0 | 8 |
| MISSISSIPPI STATE* | 1/10 | * | 13 | 1-3 | .333 | 0-1 | .000 | 0-1 | .000 | 2-3-5 | 0 | 1 | 0 | 0 | 0 | 2 |
| at LSU* | 1/14 | | 12 | 1-2 | .500 | 0-1 | .000 | 0-0 | .000 | 1-2-3 | 1 | 0 | 0 | 1 | 0 | 2 |
| at Tennessee* | 1/17 | | 27 | 4-11 | .364 | 0-1 | .000 | 2-2 | 1.000 | 4-2-6 | 5 | 0 | 0 | 0 | 1 | 10 |



Mic'd up at Lexington
Rescue Mission

"Mo"tivational Quote of the Week

"Every day may not be good, but there's something good in every day."

Check back each week for a new quote!

CAREER STATISTICS

| Year | GP-GS | Min-Avg | FG-FGA | Pct | 3FG-FGA | Pct | FT-FTA | Pct | Off-Def-Tot-Avg | PF-FO | Ast | TO | Blk | Stl | Pts | Avg |
|---------|-------|-----------|---------|------|---------|------|---------|------|-----------------|-------|-----|----|-----|-----|-----|-----|
| 2023-24 | 33-0 | 256-7.8 | 36-76 | .474 | 1-11 | .091 | 24-51 | .471 | 34-45-79-2.4 | 39-0 | 14 | 13 | 16 | 10 | 97 | 2.9 |
| 2024-25 | 37-0 | 591-16.0 | 100-162 | .617 | 12-26 | .462 | 56-92 | .609 | 70-149-219-5.9 | 89-4 | 42 | 40 | 25 | 35 | 268 | 7.2 |
| 2025-26 | 13-10 | 275-21.1 | 48-87 | .552 | 2-17 | .118 | 28-42 | .667 | 30-45-75-5.8 | 26-1 | 10 | 13 | 10 | 14 | 126 | 9.7 |
| Career | 83-10 | 1122-13.5 | 184-325 | .566 | 15-54 | .278 | 108-185 | .584 | 134-239-373-4.5 | 154-5 | 66 | 66 | 51 | 59 | 491 | 5.9 |



24



MALACHI MORENO

FR. | Center | 7-0 | 250
Georgetown, Ky. | Great Crossing High School
Business Administration- Marketing

X: @malachimoreno24 | IG: @malachi.moreno

- Posted six boards and four blocks, including the game-saving rejection, in road win at Tennessee
- Drained a game-winning buzzer-beater at LSU to lift Kentucky to a come-from-behind win. He had 10 points, a team-high eight rebounds, and added two steals and a blocked shot in the victory
- Became the first 7-footer in Division I since at least 1996-97 to notch 17 points, eight rebounds, six assists and four steals with his performance against Mississippi State. Also became just the third UK player since 1996-97 to reach those numbers, joining Shai Gilgeous-Alexander and Rajon Rondo
- Had a game-high three blocks to go with nine points and four boards vs. Missouri
- Led the team with nine rebounds to go along with eight points and two blocks in a win over St. John's
- Contributed three points, two rebounds, a career-high four steals and a team-best two blocks in the win over Indiana
- Scored 14 points and had seven rebounds in win over NC Central
- Had eight points and nine boards to go along with three blocks and two steals vs. UNC
- Recorded his second double-double with 13 points and 11 rebounds vs. Tennessee Tech. He also added three assists, two blocks and a steal in the win
- Scored 10 points and secured eight rebounds while blocking a career-best four shots vs. Loyola (MD)
- Was perfect from the field (3-3) and the line (2-2) to finish with eight points and five rebounds at Louisville
- Led team in scoring (18) and rebounding (10) on his way to his first career double-double vs. Valparaiso
- Attended Great Crossing High School where he earned Mr. Kentucky Basketball honors after leading school to state title as a senior
- Consensus top-25 prospect
- McDonald's All-American
- Averaged 21.5 points, 14.9 rebounds, 3.6 blocks and 3.5 assists during senior season
- Part of USA Men's Nike Hoop Summit team
- Brother, Michael, was a standout player at Eastern Kentucky, where he became the first player in program history to score at least 1,500 points and grab 900 rebounds
- Lists cooking as an off-the-court talent

2025-26 SEASON/CAREER HIGHS

| | |
|--------------------------------------|--|
| Points | |
| Season | 18, VALPARAISO (11/7/25) |
| Career | 18, VALPARAISO (11/7/25) |
| Rebounds | |
| Season | 11, TENNESSEE TECH (11/26/25) |
| Career | 11, TENNESSEE TECH (11/26/25) |
| Field Goals | |
| Season | 8, 2x last MISSISSIPPI STATE (1/10/26) |
| Career | 8, 2x last MISSISSIPPI STATE (1/10/26) |
| Field Goals Attempted | |
| Season | 14, VALPARAISO (11/7/25) |
| Career | 14, VALPARAISO (11/7/25) |
| 3-Point Field Goals | |
| Season | - |
| Career | - |
| 3-Point Field Goals Attempted | |
| Season | 1, vs. Gonzaga (12/5/25) |
| Career | 1, vs. Gonzaga (12/5/25) |
| Free Throws | |
| Season | 7, vs. Michigan State (11/18/25) |
| Career | 7, vs. Michigan State (11/18/25) |
| Free Throws Attempted | |
| Season | 8, vs. Michigan State (11/18/25) |
| Career | 8, vs. Michigan State (11/18/25) |
| Assists | |
| Season | 6, MISSISSIPPI STATE (1/10/26) |
| Career | 6, MISSISSIPPI STATE (1/10/26) |
| Steals | |
| Season | 4, 2x last MISSISSIPPI STATE (1/10/26) |
| Career | 4, 2x last MISSISSIPPI STATE (1/10/26) |
| Blocked Shots | |
| Season | 4, 2x, last at Tennessee (1/17/26) |
| Career | 4, 2x, last at Tennessee (1/17/26) |
| Minutes Played | |
| Season | 31, NORTH CAROLINA (12/2/25) |
| Career | 31, NORTH CAROLINA (12/2/25) |

| MISCELLANEOUS | 2025-26 | CAREER* |
|--------------------------------|---------|---------|
| Dunks | 34 | 34 |
| Double-Figure Scoring Games | 7 | 7 |
| Double-Figure Rebounding Games | 2 | 2 |
| Games With Double-Double | 2 | 2 |
| Games Led UK in Scoring | 1 | 1 |
| Games Led UK in Rebounding | 10 | 10 |
| Games Led UK in Assists | 3 | 3 |
| Games Led UK in Steals | 2 | 2 |
| Games Led UK in Blocks | 10 | 10 |
| Games With 3+ Assists | 5 | 5 |
| Games With 3+ Blocks | 4 | 4 |
| Games With 3+ Steals | 2 | 2 |
| Games With 3+ Three-Pointers | 0 | 0 |

GAME-BY-GAME STATISTICS

| Opponent | Date | GS | Min | FG-A | Pct. | 3FG-A | Pct. | FT-A | Pct. | Off-Def-Tot | PF | Ast | TO | Blk | Stl | Pts |
|--------------------|-------|----|-----|------|-------|-------|------|------|-------|-------------|----|-----|----|-----|-----|-----|
| NICHOLLS | 11/4 | | 17 | 2-5 | .400 | 0-0 | .000 | 1-6 | .167 | 4-5-9 | 0 | 1 | 1 | 0 | 0 | 5 |
| VALPARAISO | 11/7 | | 21 | 8-14 | .571 | 0-0 | .000 | 2-4 | .500 | 3-7-10 | 0 | 3 | 0 | 1 | 0 | 18 |
| at Louisville | 11/11 | | 17 | 3-3 | 1.000 | 0-0 | .000 | 2-2 | 1.000 | 1-4-5 | 1 | 0 | 2 | 0 | 0 | 8 |
| EASTERN ILLINOIS | 11/14 | | 20 | 4-7 | .571 | 0-0 | .000 | 3-5 | .600 | 3-3-6 | 1 | 2 | 1 | 0 | 0 | 11 |
| vs. Michigan State | 11/18 | | 20 | 1-2 | .500 | 0-0 | .000 | 7-8 | .875 | 2-2-4 | 0 | 3 | 2 | 1 | 0 | 9 |
| LOYOLA (MD) | 11/21 | * | 23 | 5-10 | .500 | 0-0 | .000 | 0-1 | .000 | 3-5-8 | 0 | 2 | 0 | 4 | 1 | 10 |
| TENNESSEE TECH | 11/26 | * | 25 | 4-5 | .800 | 0-0 | .000 | 5-6 | .833 | 4-7-11 | 0 | 3 | 1 | 2 | 1 | 13 |
| NORTH CAROLINA | 12/2 | * | 31 | 2-2 | 1.000 | 0-0 | .000 | 4-6 | .667 | 2-7-9 | 3 | 0 | 0 | 3 | 2 | 8 |
| vs. Gonzaga | 12/5 | * | 24 | 2-6 | .333 | 0-1 | .000 | 1-1 | 1.000 | 1-1-2 | 3 | 1 | 1 | 0 | 1 | 5 |
| NC CENTRAL | 12/9 | * | 27 | 7-9 | .778 | 0-0 | .000 | 0-0 | .000 | 2-5-7 | 3 | 0 | 2 | 2 | 0 | 14 |
| INDIANA | 12/13 | * | 21 | 0-0 | .000 | 0-0 | .000 | 3-4 | .750 | 1-1-2 | 1 | 3 | 0 | 2 | 4 | 3 |
| St. John's | 12/20 | * | 22 | 4-6 | .667 | 0-0 | .000 | 0-0 | .000 | 5-4-9 | 4 | 1 | 2 | 2 | 0 | 8 |
| BELLARMINE | 12/23 | * | 17 | 1-1 | 1.000 | 0-0 | .000 | 4-4 | 1.000 | 1-2-3 | 0 | 0 | 0 | 0 | 0 | 6 |
| at Alabama* | 1/3 | * | 16 | 2-2 | 1.000 | 0-0 | .000 | 0-0 | .000 | 2-2-4 | 1 | 0 | 0 | 0 | 0 | 4 |
| MISSOURI* | 1/7 | | 22 | 3-4 | .750 | 0-0 | .000 | 3-4 | .750 | 2-2-4 | 2 | 1 | 2 | 3 | 0 | 9 |
| MISSISSIPPI STATE* | 1/10 | * | 28 | 8-10 | .800 | 0-0 | .000 | 1-2 | .500 | 6-2-8 | 3 | 6 | 1 | 0 | 4 | 17 |
| at LSU* | 1/14 | * | 20 | 4-7 | .571 | 0-0 | .000 | 2-3 | .667 | 1-7-8 | 4 | 2 | 1 | 1 | 2 | 10 |
| at Tennessee* | 1/17 | * | 22 | 1-4 | .250 | 0-0 | .000 | 1-3 | .333 | 2-4-6 | 4 | 2 | 0 | 4 | 0 | 3 |




Back in Blue with
Karl-Anthony Towns

CAREER STATISTICS

| Year | GP-GS | Min-Avg | FG-FGA | Pct | 3FG-FGA | Pct | FT-FTA | Pct | Off-Def-Tot-Avg | PF-FO | Ast | TO | Blk | Stl | Pts | Avg |
|---------|-------|----------|--------|------|---------|------|--------|------|-----------------|-------|-----|----|-----|-----|-----|-----|
| 2025-26 | 18-12 | 392-21.8 | 61-97 | .629 | 0-1 | .000 | 39-59 | .661 | 45-70-115-6.4 | 30-0 | 30 | 16 | 25 | 15 | 161 | 8.9 |
| Career | 18-12 | 392-21.8 | 61-97 | .629 | 0-1 | .000 | 39-59 | .661 | 45-70-115-6.4 | 30-0 | 30 | 16 | 25 | 15 | 161 | 8.9 |





REECE POTTER

JR. | Foward | 7-1 | 230
Lexington, Ky. | Miami University
Communication

X: @ReecePotter18 | IG: @reece_potter35

- Head coach Mark Pope announced prior to the Valpo game that Potter plans to redshirt in 2025-26
- Had four points, two rebounds and an assist in the Blue-White Game for the White squad
- Appeared in 30 games for the RedHawks as a sophomore and averaged 6.5 points and 3.7 rebounds
- Had 21 blocked shots on the season
- Tallied 15 points and eight rebounds in the opening game of the Mid-American Conference Tournament against Eastern Michigan
- Played in 26 games and made 11 starts as a freshman
- Played at Lexington Catholic High School where he was named the 2023 Lexington Player of the Year by the Lexington Herald-Leader and was a finalist for Mr. Kentucky Basketball
- Was named the 11th Region's Player of the Year as a senior, averaging 17.9 points and 8.7 rebounds for the District 43 champs while serving as a team captain



Post Blue-White



Follow Friday

2025-26 SEASON/CAREER HIGHS*

| | |
|--------------------------------------|---------------------------------------|
| Points | |
| Season | - |
| Career | 19, SACRED HEART (12/22/24) |
| Rebounds | |
| Season | - |
| Career | 8, 3x last vs. E. Michigan (3/13/25) |
| Field Goals | |
| Season | - |
| Career | 8, SACRED HEART (12/22/24) |
| Field Goals Attempted | |
| Season | - |
| Career | 13, BOWLING GREEN (1/16/24) |
| 3-Point Field Goals | |
| Season | - |
| Career | 3, 2x last SACRED HEART (12/22/24) |
| 3-Point Field Goals Attempted | |
| Season | - |
| Career | 5, 2x last BALL STATE (3/7/25) |
| Free Throws | |
| Season | - |
| Career | 6, WILBEFORCE (12/29/23) |
| Free Throws Attempted | |
| Season | - |
| Career | 8, WILBEFORCE (12/29/23) |
| Assists | |
| Season | - |
| Career | 5, at Ball State (1/7/25) |
| Steals | |
| Season | - |
| Career | 3, KENT STATE (2/21/25) |
| Blocked Shots | |
| Season | - |
| Career | 3, 2x last W. MICHIGAN (1/11/25) |
| Minutes Played | |
| Season | - |
| Career | 24, 2x last vs. E. Michigan (3/13/25) |

| MISCELLANEOUS | 2025-26 | CAREER* |
|--------------------------------|---------|---------|
| Dunks | 0 | 23 |
| Double-Figure Scoring Games | 0 | 11 |
| Double-Figure Rebounding Games | 0 | 0 |
| Games With Double-Double | 0 | 0 |
| Games Led UK in Scoring | 0 | 3 |
| Games Led UK in Rebounding | 0 | 3 |
| Games Led UK in Assists | 0 | 2 |
| Games Led UK in Steals | 0 | 5 |
| Games Led UK in Blocks | 0 | 14 |
| Games With 3+ Assists | 0 | 6 |
| Games With 3+ Blocks | 0 | 2 |
| Games With 3+ Steals | 0 | 1 |
| Games With 3+ Three-Pointers | 0 | 2 |

*includes Miami (OH) statistics

GAME-BY-GAME STATISTICS

| Opponent | Date | GS | Min | FG-A | Pct. | 3FG-A | Pct. | FT-A | Pct. | Off-Def-Tot | PF | Ast | TO | Blk | Stl | Pts |
|--------------------|-------|----|-----|------|------|-------|------|------|------|-------------|----|-----|----|-----|-----|-----|
| NICHOLLS | 11/4 | | DNP | | | | | | | | | | | | | |
| VALPARAISO | 11/7 | | DNP | | | | | | | | | | | | | |
| at Louisville | 11/11 | | DNP | | | | | | | | | | | | | |
| EASTERN ILLINOIS | 11/14 | | DNP | | | | | | | | | | | | | |
| vs. Michigan State | 11/18 | | DNP | | | | | | | | | | | | | |
| LOYOLA (MD) | 11/21 | | DNP | | | | | | | | | | | | | |
| TENNESSEE TECH | 11/26 | | DNP | | | | | | | | | | | | | |
| NORTH CAROLINA | 12/2 | | DNP | | | | | | | | | | | | | |
| vs. Gonzaga | 12/5 | | DNP | | | | | | | | | | | | | |
| NC CENTRAL | 12/9 | | DNP | | | | | | | | | | | | | |
| INDIANA | 12/13 | | DNP | | | | | | | | | | | | | |
| St. John's | 12/20 | | DNP | | | | | | | | | | | | | |
| BELLARMINE | 12/23 | | DNP | | | | | | | | | | | | | |
| at Alabama* | 1/3 | | DNP | | | | | | | | | | | | | |
| MISSOURI* | 1/7 | | DNP | | | | | | | | | | | | | |
| MISSISSIPPI STATE* | 1/10 | | DNP | | | | | | | | | | | | | |
| at LSU* | 1/14 | | DNP | | | | | | | | | | | | | |
| at Tennessee* | 1/17 | | DNP | | | | | | | | | | | | | |

CAREER STATISTICS

| Year | GP-GS | Min-Avg | FG-FGA | Pct | 3FG-FGA | Pct | FT-FTA | Pct | Off-Def-Tot-Avg | PF-FO | Ast | TO | Blk | Stl | Pts | Avg |
|---------|-------|----------|---------|------|---------|------|--------|------|-----------------|-------|-----|----|-----|-----|-----|-----|
| 2023-24 | 26-11 | 367-14.1 | 59-134 | .440 | 15-33 | .455 | 23-37 | .622 | 22-56-78-3.0 | 44-1 | 28 | 29 | 14 | 7 | 156 | 6.0 |
| 2024-25 | 30-0 | 512-17.1 | 75-161 | .466 | 22-60 | .367 | 24-40 | .600 | 39-71-110-3.7 | 71-3 | 35 | 31 | 21 | 12 | 196 | 6.5 |
| 2025-26 | | | | | | | | | | | | | | | | |
| Career | 56-11 | 879-15.7 | 134-295 | .454 | 37-93 | .398 | 47-77 | .610 | 61-127-188-3.4 | 115-4 | 63 | 60 | 35 | 19 | 352 | 6.3 |



BOX SCORES

GAME 1 #9/9 KENTUCKY 77, NICHOLLS 51



Official Basketball Box Score - Final
Nicholls at Kentucky
11/04/25 Rupp Arena, Lexington
2025-26 Men's Basketball

Game Time: 7:01 PM
Game Duration: 1:55
Attendance: 19,289

Officials: KB Burdett, Jr., Byron Jarrett, Errol Lewis

| Nicholls - 51 | | | Record: 0-1 | | | | | | | | | | | |
|---------------|--------------------|---------|-------------|-----------|-----------|-----------------------|----------------|----|----|----|-----|---------------------|--|--|
| NO. | Name | Min | FG M-A | 3P M-A | FT M-A | Rebounds OR DR TOT | Fouls PF FD | TP | AS | TO | ST | Blocks BS BA +/- | | |
| 3 | Jaylen Searles | F 12:23 | 1-5 | 0-2 | 0-2 | 1 1 2 | 2 1 1 | 2 | 0 | 2 | 1 | 0 0 -22 | | |
| 5 | Sincere Malone | F 31:31 | 2-6 | 0-3 | 4-4 | 0 2 2 | 4 3 8 | 1 | 1 | 2 | 0 | 0 0 -21 | | |
| 1 | Trae English | G 31:39 | 1-9 | 0-4 | 6-7 | 0 1 1 | 1 6 8 | 4 | 3 | 1 | 0 | 2 -24 | | |
| 21 | Nick Krass | G 24:31 | 0-1 | 0-1 | 0-0 | 1 1 2 | 3 0 0 | 0 | 1 | 1 | 0 | 0 -20 | | |
| 22 | Jalik Dunkley | G 22:39 | 3-9 | 0-2 | 4-7 | 0 4 4 | 4 4 10 | 1 | 0 | 0 | 0 | 1 -7 | | |
| 24 | Zee Hamoda | 24:53 | 2-7 | 2-6 | 0-0 | 0 2 2 | 1 1 6 | 0 | 2 | 0 | 0 | 0 -19 | | |
| 9 | Zaiden Cross | 15:27 | 0-4 | 0-3 | 0-0 | 0 4 4 | 0 0 0 | 0 | 0 | 2 | 0 | 0 -8 | | |
| 0 | Jalin Rice | 13:38 | 5-6 | 2-2 | 1-2 | 0 2 2 | 2 2 13 | 0 | 2 | 0 | 1 | 0 -2 | | |
| 2 | Christian Winborne | 03:29 | 0-1 | 0-1 | 0-0 | 0 0 0 | 0 0 0 | 0 | 0 | 0 | 0 | 0 -6 | | |
| 7 | Grant Sanders | 16:29 | 2-3 | 0-0 | 0-0 | 1 5 6 | 1 0 4 | 2 | 0 | 2 | 0 | 0 -4 | | |
| 6 | Jordan Matthews | 01:07 | 0-0 | 0-0 | 0-0 | 0 0 0 | 0 0 0 | 0 | 0 | 0 | 0 | 0 1 | | |
| 8 | Kevin Pazzmino | 01:07 | 0-1 | 0-0 | 0-0 | 0 1 1 | 0 0 0 | 0 | 0 | 0 | 0 | 0 1 | | |
| 25 | Domanic Betancourt | 01:07 | 0-1 | 0-0 | 0-0 | 1 0 1 | 0 0 0 | 0 | 0 | 0 | 0 | 0 1 | | |
| Team | | | | | | 1 2 3 | 0 | 0 | | | | | | |
| Totals | | | 16-53 | 4-24 | 15-22 | 5 25 30 | 18 17 51 | 9 | 11 | 8 | 1 3 | -26 | | |

| Shooting By Period | | |
|--------------------------|-------|-------|
| 1 st FG% | 3-25 | 12.0% |
| 3PT% | 1-14 | 7.1% |
| FT% | 8-9 | 88.9% |
| 2 nd FG% | 13-28 | 46.4% |
| 3PT% | 3-10 | 30.0% |
| GM FG% | 7-13 | 53.8% |
| GM FG% | 16-53 | 30.2% |
| 3PT% | 4-24 | 16.7% |
| FT% | 15-22 | 68.2% |
| Dead Ball Rebounds: 3, 0 | | |

| Record: 1-0 | | | | | | | | | | | | |
|-------------|-------------------|---------|-----------|-----------|-----------|-----------------------|----------------|----|----|----|-----|---------------------|
| NO. | Name | Min | FG M-A | 3P M-A | FT M-A | Rebounds OR DR TOT | Fouls PF FD | TP | AS | TO | ST | Blocks BS BA +/- |
| 9 | Trent Noah | F 09:07 | 0-2 | 0-2 | 0-0 | 0 2 2 | 0 0 0 | 0 | 0 | 0 | 1 | 0 0 4 |
| 10 | Brandon Garrison | F 23:11 | 4-6 | 0-1 | 0-0 | 1 4 5 | 3 1 8 | 1 | 1 | 1 | 1 | 0 0 15 |
| 23 | Mouhamed Dioubate | F 21:04 | 3-5 | 0-1 | 1-3 | 2 5 7 | 0 5 7 | 4 | 2 | 1 | 0 | 0 0 20 |
| 00 | Otega Owheh | G 21:16 | 4-9 | 1-2 | 4-5 | 1 2 3 | 2 4 13 | 0 | 3 | 1 | 0 | 0 0 16 |
| 5 | Collin Chandler | G 24:24 | 5-8 | 4-7 | 1-2 | 1 1 2 | 2 2 15 | 4 | 2 | 2 | 1 | 0 0 16 |
| 2 | Jasper Johnson | 22:18 | 3-7 | 1-4 | 4-5 | 1 0 1 | 3 2 11 | 4 | 2 | 1 | 1 | 0 0 10 |
| 24 | Malachi Moreno | 16:49 | 2-5 | 0-0 | 1-6 | 4 5 9 | 0 3 5 | 1 | 1 | 0 | 0 | 0 0 11 |
| 1 | Denzel Aberdeen | 23:07 | 4-9 | 1-5 | 1-1 | 0 5 5 | 3 1 10 | 6 | 0 | 0 | 0 | 0 0 20 |
| 3 | Kam Williams | 17:57 | 1-3 | 0-2 | 0-0 | 0 2 2 | 2 0 2 | 1 | 1 | 1 | 0 | 0 0 13 |
| 4 | Andrija Jelavic | 18:33 | 3-8 | 0-3 | 0-0 | 0 5 5 | 2 0 6 | 0 | 1 | 0 | 0 | 0 0 7 |
| 11 | Walker Horn | 01:07 | 0-0 | 0-0 | 0-0 | 0 0 0 | 0 0 0 | 0 | 0 | 0 | 0 | 0 0 -1 |
| 20 | Zach Tow | 01:07 | 0-0 | 0-0 | 0-0 | 0 0 0 | 0 0 0 | 0 | 0 | 0 | 0 | 0 0 -1 |
| Team | | | | | | 5 5 10 | 0 | 0 | | | | |
| Totals | | | 29-62 | 7-27 | 12-22 | 15 36 51 | 17 18 77 | 21 | 13 | 7 | 3 1 | 26 |

| Shooting By Period | | |
|--------------------------|-------|-------|
| 1 st FG% | 10-31 | 32.3% |
| 3PT% | 2-16 | 12.5% |
| FT% | 6-13 | 46.2% |
| 2 nd FG% | 19-31 | 61.3% |
| 3PT% | 5-11 | 45.5% |
| FT% | 6-9 | 66.7% |
| GM FG% | 29-62 | 46.8% |
| 3PT% | 7-27 | 25.9% |
| FT% | 12-22 | 54.5% |
| Dead Ball Rebounds: 3, 0 | | |

Major Fouls: NONE

| | NIC | | UKY | | Points from | | | NIC | | UKY | | Period by Period Scoring | | | |
|------------------|-------|-------------------------|-------|-------------------------|---------------|--|----|-----|--|-----|--|--------------------------|-----|-----|----|
| | | | | | Turnovers | | | | | | | 1st | 2nd | TOT | |
| Biggest lead | 0 | (1 st 20:00) | 32 | (2 nd 5:12) | | | | | | | | | | | |
| Best Scoring Run | 5 | (2 nd 4:12) | 11 | (2 nd 10:57) | Paint | | 20 | 42 | | | | | | | |
| Lead Changes | | | | | Second Chance | | 4 | 8 | | | | NIC | 15 | 36 | 51 |
| Times Tied | | | 0 | | Fast Breaks | | 6 | 20 | | | | UKY | 28 | 49 | 77 |
| Time with Lead | 00:00 | | 37:52 | | Bench | | 23 | 34 | | | | | | | |

GAME 2 #9/9 KENTUCKY 107, VALPO 59



Official Basketball Box Score - Final
Valparaiso at Kentucky
11/07/25 Rupp Arena, Lexington
2025-26 Men's Basketball

Game Time: 7:01 PM
Game Duration: 1:55
Attendance: 20,016

Officials: Chuck Jones, Josue Nieves, R.E. Clyburn

| Record: 1-1 | | | | | | | | | | | | |
|-------------|-----------------|---------|-----------|-----------|-----------|-----------------------|----------------|----|----|----|-----|---------------------|
| NO. | Name | Min | FG M-A | 3P M-A | FT M-A | Rebounds OR DR TOT | Fouls PF FD | TP | AS | TO | ST | Blocks BS BA +/- |
| 7 | JT Pettigrew | F 20:11 | 1-11 | 1-5 | 2-2 | 4 2 6 | 5 1 1 | 5 | 0 | 0 | 0 | 0 1 -35 |
| 11 | Isaiah Barnes | F 16:32 | 1-4 | 0-2 | 0-0 | 0 2 2 | 1 1 1 | 2 | 1 | 1 | 0 | 0 0 -17 |
| 12 | Owen Dease | F 24:51 | 2-6 | 1-5 | 2-2 | 1 4 5 | 1 1 7 | 1 | 1 | 1 | 1 | 0 0 -35 |
| 23 | Shon Tupoula | G 21:53 | 2-6 | 0-0 | 3-4 | 3 5 8 | 3 3 7 | 1 | 1 | 0 | 2 | 0 0 -28 |
| 10 | Mark Brown | G 19:01 | 2-7 | 2-4 | 1-2 | 0 0 0 | 1 2 7 | 0 | 1 | 0 | 0 | 1 0 -28 |
| 0 | Rakim Chaney | 25:34 | 5-10 | 2-6 | 3-4 | 0 3 3 | 2 3 15 | 5 | 2 | 0 | 0 | 0 0 -21 |
| 3 | Brody Whitaker | 10:48 | 0-4 | 0-2 | 0-0 | 0 0 0 | 0 1 0 | 2 | 0 | 0 | 0 | 0 0 -20 |
| 13 | Carter Hopoi | 20:55 | 4-6 | 0-1 | 1-4 | 0 0 0 | 2 3 9 | 0 | 2 | 1 | 0 | 1 0 -13 |
| 1 | Justus McNair | 17:19 | 0-5 | 0-2 | 0-0 | 1 2 3 | 1 0 0 | 1 | 0 | 1 | 0 | 2 0 -19 |
| 35 | Tucker Tornatta | 15:29 | 1-4 | 1-3 | 1-2 | 3 2 5 | 0 1 4 | 0 | 1 | 0 | 0 | 0 0 -20 |
| 44 | Sader Servius | 04:03 | 1-3 | 1-3 | 0-0 | 0 0 0 | 0 0 0 | 3 | 0 | 0 | 0 | 1 0 -4 |
| 5 | Camden Webster | 00:46 | 0-1 | 0-1 | 0-0 | 0 0 0 | 0 0 0 | 0 | 0 | 0 | 0 | 0 0 0 |
| 20 | Joe Vick | 00:46 | 0-0 | 0-0 | 0-0 | 0 1 1 | 0 0 0 | 0 | 0 | 0 | 0 | 0 0 0 |
| 22 | Kyonte Thomas | 00:46 | 0-0 | 0-0 | 0-0 | 0 0 0 | 0 0 0 | 0 | 0 | 0 | 0 | 0 0 0 |
| 32 | Nick Lombardi | 00:46 | 0-0 | 0-0 | 0-0 | 0 0 0 | 0 0 0 | 0 | 0 | 0 | 0 | 0 0 0 |
| Team | | | | | | 0 1 1 | 0 | 0 | 1 | | | |
| Totals | | | 19-67 | 8-34 | 13-20 | 12 22 34 | 16 16 59 | 11 | 10 | 4 | 4 5 | -48 |

| Shooting By Period | | |
|--------------------------|-------|-------|
| 1 st FG% | 10-38 | 26.3% |
| 3PT% | 4-20 | 20.0% |
| FT% | 2-4 | 50% |
| 2 nd FG% | 9-29 | 31.0% |
| 3PT% | 4-14 | 28.6% |
| FT% | 11-16 | 68.8% |
| GM FG% | 19-67 | 28.4% |
| 3PT% | 8-34 | 23.5% |
| FT% | 13-20 | 65.0% |
| Dead Ball Rebounds: 4, 0 | | |

| Major Fouls: Tupoula (F1) 2 nd 12:08 | | | | | | | | | | | | |
|---|-------------------|---------|-----------|-----------|-----------|-----------------------|----------------|----|----|----|-----|---------------------|
| Record: 2-0 | | | | | | | | | | | | |
| NO. | Name | Min | FG M-A | 3P M-A | FT M-A | Rebounds OR DR TOT | Fouls PF FD | TP | AS | TO | ST | Blocks BS BA +/- |
| 10 | Brandon Garrison | F 18:15 | 4-4 | 0-0 | 4-4 | 1 3 4 | 4 2 12 | 4 | 0 | 0 | 0 | 0 0 19 |
| 23 | Mouhamed Dioubate | F 20:09 | 5-8 | 1-3 | 3-4 | 1 4 5 | 3 3 14 | 0 | 0 | 1 | 1 | 0 0 33 |
| 00 | Otega Owheh | G 22:26 | 6-10 | 1-3 | 2-2 | 1 4 5 | 0 3 15 | 3 | 2 | 0 | 0 | 0 0 32 |
| 1 | Denzel Aberdeen | G 19:04 | 3-3 | 1-1 | 5-5 | 1 3 4 | 1 2 12 | 2 | 1 | 1 | 0 | 0 0 29 |
| 5 | Collin Chandler | G 23:12 | 4-8 | 4-8 | 2-2 | 0 5 5 | 4 1 14 | 4 | 0 | 0 | 1 | 0 0 25 |
| 15 | Jaland Lowe | 17:49 | 2-7 | 0-2 | 2-2 | 0 2 2 | 1 1 6 | 5 | 0 | 0 | 1 | 0 0 23 |
| 2 | Jasper Johnson | 21:19 | 3-5 | 3-4 | 0-0 | 1 1 1 | 0 9 5 | 3 | 0 | 0 | 0 | 0 0 18 |
| 3 | Kam Williams | 15:24 | 0-3 | 0-3 | 0-0 | 2 2 4 | 0 0 0 | 0 | 0 | 0 | 0 | 1 0 17 |
| 24 | Malachi Moreno | 20:59 | 8-14 | 0-0 | 2-4 | 3 7 10 | 0 2 18 | 3 | 0 | 0 | 1 | 3 29 |
| 4 | Andrija Jelavic | 19:51 | 2-5 | 1-3 | 2-3 | 1 4 5 | 2 2 7 | 1 | 0 | 0 | 0 | 0 0 15 |
| 11 | Walker Horn | 00:46 | 0-1 | 0-1 | 0-0 | 0 0 0 | 0 0 0 | 0 | 0 | 0 | 0 | 0 0 0 |
| 20 | Zach Tow | 00:46 | 0-0 | 0-0 | 0-0 | 0 0 0 | 0 0 0 | 0 | 0 | 0 | 0 | 0 0 0 |
| Team | | | | | | 1 4 5 | 0 | 0 | 0 | | | |
| Totals | | | 37-68 | 11-26 | 22-26 | 11 39 50 | 16 16 48 | 10 | 7 | 6 | 3 5 | 48 |

| Major Fouls: NONE | | | | | | | | | | | | | |
|-------------------|--|---------------------------|--|---------------------------|--|---------------|--|-------|--|-----|--|--------------------------|--|
| | | VALPO | | UKY | | Points from | | VALPO | | UKY | | Period by Period Scoring | |
| Biggest lead | | 0 (1 st 20:00) | | 48 (2 nd 6:23) | | Turnovers | | 12 | | 15 | | 1st 2nd TOT | |
| Best Scoring Run | | 5 (2 nd 16:33) | | 13 (1 st 5:57) | | Paint | | 18 | | 48 | | | |
| Lead Changes | | 0 | | 8 | | Second Chance | | 8 | | 6 | | VALPO 26 33 59 | |
| Times Tied | | 0 | | | | Fast Breaks | | 4 | | 22 | | | |
| Time with Lead | | 00:00 | | 39:45 | | Bench | | 31 | | 40 | | UKY 58 49 107 | |

GAME 3 #12/12 LOUISVILLE 96, #9/8 KENTUCKY 88



Official Basketball Box Score - Final
#9 Kentucky at #12 Louisville
11/11/25 KFC Yum! Center, Louisville, KY
2025-26 Men's Basketball

Game Time: 8:01 PM
Game Duration: 2:22
Attendance: 22,586

Officials: Ron Groover, A.J. Dessi, Courtney Green

| #9 Kentucky - 88 | | | Record: 2-1 | | | | | | | | | | | | | | | |
|------------------|-------------------|---------|-------------|-------|-------|----|----------|----|-------|----|----|----|----|----|--------|----|-----|--|
| NO. | Name | Min | FG | | 3P | FT | Rebounds | | Fouls | | TP | AS | TO | ST | Blocks | | +/- | |
| | | | M-A | M-A | | | OR | DR | PF | FB | | | | | BS | BA | | |
| 10 | Brandon Garrison | F 22:48 | 1-2 | 0-0 | 1-2 | 2 | 4 | 6 | 2 | 3 | 3 | 1 | 0 | 0 | 0 | 0 | -3 | |
| 23 | Mouhamed Dioubate | F 17:34 | 3-6 | 0-2 | 1-1 | 1 | 3 | 4 | 3 | 3 | 3 | 1 | 1 | 0 | 0 | 0 | -15 | |
| 00 | Otega Oweh | G 28:04 | 4-13 | 1-6 | 3-4 | 1 | 4 | 5 | 5 | 5 | 12 | 2 | 5 | 2 | 1 | 0 | -16 | |
| 1 | Denzel Aberdeen | G 30:52 | 10-20 | 4-10 | 2-3 | 2 | 5 | 7 | 1 | 3 | 26 | 3 | 1 | 1 | 0 | 0 | 1 | |
| 5 | Colin Chandler | G 25:01 | 4-7 | 4-6 | 1-1 | 5 | 6 | 5 | 0 | 12 | 2 | 2 | 0 | 0 | 0 | 0 | -8 | |
| 15 | Jaland Lowe | 29:35 | 28-35 | 28-35 | 2-3 | 1 | 0 | 1 | 3 | 3 | 5 | 3 | 0 | 1 | 1 | 2 | -3 | |
| 2 | Malachi Moreno | 17:12 | 3-3 | 0-0 | 2-2 | 1 | 4 | 5 | 1 | 2 | 8 | 0 | 2 | 0 | 0 | 0 | -5 | |
| 24 | Jason Johnson | 06:28 | 0-4 | 0-4 | 0-0 | 0 | 1 | 1 | 0 | 0 | 0 | 0 | 0 | 0 | 0 | 0 | 3 | |
| 4 | Andrija Jelavic | 10:22 | 3-3 | 0-0 | 0-0 | 1 | 0 | 1 | 0 | 1 | 6 | 0 | 0 | 0 | 0 | 0 | -4 | |
| 3 | Kam Williams | 12:24 | 2-2 | 1-1 | 0-0 | 1 | 3 | 4 | 1 | 0 | 5 | 0 | 0 | 0 | 1 | 0 | 11 | |
| | | | | | | | 2 | | 0 | | 0 | | 0 | | 0 | | | |
| Totals | | | 32:68 | 12:24 | 12:16 | 13 | 29 | 42 | 21 | 19 | 88 | 14 | 14 | 4 | 3 | 3 | 8 | |

Major Fouls: NONE

| | | | | | | | | | |
|------------------|---------------------------|---------------------------|-----------------------|-------|--------|--------------------------|-----|-----|-----|
| | UNC | UKY | | | | | | | |
| Biggest lead | 3 (1 st 11:46) | 6 (1 st 15:23) | Points from Turnovers | UNC 7 | UKY 13 | Period by Period Scoring | | | |
| Best Scoring Run | 6 (1 st 5:04) | 6 (1 st 15:23) | Paint | 34 | 42 | UNC | 1st | 2nd | TOT |
| Lead Changes | 14 | | Second Chance | 22 | 5 | | 31 | 36 | 67 |
| Times Tied | 9 | | Fast Breaks | 6 | 13 | UKY | 31 | 33 | 64 |
| Time with Lead | 08:29 | 25:05 | Bench | 17 | 16 | | | | |

BOX SCORES

GAME 9

#11/11 GONZAGA 94, #18/18 KENTUCKY 59



Official Basketball Box Score - Final
Gonzaga at Kentucky
12/05/25 Bridgestone Arena, Nashville
2025-26 Men's Basketball

Game Time: 6:00 PM
Game Duration: 2:11
Attendance: 18,507

Officials: Courtney Green, Pat Adams, Marques Pettigrew

Gonzaga - 94

Record: 8-1

| NO. Name | Min | FG M-A | 3P M-A | FT M-A | Rebounds OR DR TOT | Fouls PF FO | TP | AS | TO | ST | Blocks BS BA | +/- |
|-----------------------|-------|-----------|-----------|-----------|-----------------------|----------------|----|----|----|----|-----------------|-----|
| 2 Steele Venters | 20:06 | 1-4 | 1-4 | 0-0 | 0 0 0 | 1 0 | 3 | 3 | 0 | 1 | 0 0 | 20 |
| 5 Emmanuel Innocenti | 23:16 | 2-2 | 1-1 | 0-0 | 1 5 6 | 2 0 | 5 | 6 | 0 | 0 | 0 0 | 23 |
| 15 Graham Ike | 30:06 | 11-18 | 1-1 | 5-6 | 5 5 10 | 3 7 | 28 | 3 | 2 | 1 | 0 0 | 36 |
| 34 Braden Huff | 30:46 | 9-11 | 0-0 | 2-3 | 2 0 2 | 2 2 | 20 | 3 | 2 | 1 | 0 0 | 27 |
| 17 Mario Saint-Supery | 21:01 | 2-5 | 2-4 | 0-0 | 0 3 3 | 2 1 | 6 | 2 | 1 | 0 | 0 0 | 15 |
| 3 Braeden Smith | 18:59 | 4-7 | 1-2 | 2-3 | 0 6 6 | 1 2 | 11 | 6 | 2 | 2 | 0 0 | 20 |
| 7 Tylon Grant-Foster | 15:56 | 1-5 | 0-1 | 2-2 | 1 2 3 | 3 1 | 4 | 0 | 1 | 0 | 1 0 | 12 |
| 23 Adam Miller | 17:27 | 4-6 | 3-5 | 0-0 | 4 4 4 | 1 0 | 11 | 1 | 0 | 0 | 0 0 | 11 |
| 8 Jalen Warley | 15:37 | 2-3 | 0-0 | 2-2 | 1 4 5 | 3 3 | 6 | 0 | 1 | 0 | 0 0 | 4 |
| 24 Ismaila Diagne | 03:31 | 0-0 | 0-0 | 0-0 | 1 1 0 | 1 0 | 0 | 0 | 0 | 0 | 0 0 | 3 |
| 4 Davis Fogle | 03:15 | 0-2 | 0-0 | 0-0 | 0 0 0 | 0 0 | 0 | 0 | 0 | 0 | 0 0 | 4 |
| Team | | | | | 0 3 0 | 0 0 | 0 | 0 | 0 | 0 | | |
| Totals | | 36-63 | 9-18 | 13-16 | 10 33 43 | 18 17 | 94 | 24 | 9 | 5 | 1 0 | 35 |

Major Fouls: NONE

Kentucky - 59

Record: 5-4

| NO. Name | Min | FG M-A | 3P M-A | FT M-A | Rebounds OR DR TOT | Fouls PF FO | TP | AS | TO | ST | Blocks BS BA | +/- |
|---------------------|-------|-----------|-----------|-----------|-----------------------|----------------|----|----|----|----|-----------------|-----|
| 24 Malachi Moreno | 24:16 | 2-6 | 0-1 | 1-1 | 1 1 2 | 3 1 | 5 | 1 | 1 | 1 | 0 0 | -32 |
| 00 Otega Owheh | 28:44 | 3-7 | 1-3 | 9-10 | 1 4 5 | 2 5 | 16 | 5 | 1 | 2 | 0 0 | -25 |
| 1 Denzel Aberdeen | 25:02 | 3-12 | 1-4 | 1-3 | 2 0 2 | 1 2 | 8 | 2 | 1 | 0 | 0 0 | -19 |
| 3 Kam Williams | 15:11 | 0-3 | 0-3 | 0-0 | 0 2 2 | 2 1 | 0 | 0 | 2 | 0 | 0 0 | -13 |
| 5 Collin Chandler | 29:02 | 3-8 | 2-7 | 3-4 | 0 2 2 | 1 3 | 11 | 1 | 1 | 3 | 0 0 | -25 |
| 4 Andrija Jelavic | 15:12 | 0-6 | 0-6 | 0-0 | 3 1 4 | 0 0 | 0 | 0 | 3 | 0 | 0 0 | -18 |
| 10 Brandon Garrison | 16:20 | 2-3 | 1-1 | 0-0 | 1 1 2 | 5 0 | 5 | 0 | 1 | 0 | 0 0 | -9 |
| 15 Jaland Lowe | 14:14 | 0-5 | 0-2 | 1-2 | 0 1 1 | 0 2 | 1 | 1 | 1 | 0 | 0 0 | -12 |
| 2 Jasper Johnson | 18:28 | 2-7 | 1-4 | 3-4 | 1 2 3 | 3 3 | 8 | 1 | 0 | 0 | 0 0 | -12 |
| 9 Trent Noah | 13:31 | 1-3 | 1-3 | 2-2 | 1 3 4 | 0 1 | 5 | 1 | 0 | 0 | 0 0 | -10 |
| Team | | | | | 2 2 4 | 0 0 | 0 | 0 | 0 | 0 | | |
| Totals | | 16-60 | 7-34 | 20-26 | 12 19 31 | 17 18 | 59 | 12 | 11 | 6 | 0 1 | -35 |

Major Fouls: NONE

| | GNZ | UKY |
|------------------|----------------------------|---------------------------|
| Biggest lead | 37 (2 nd 0:31) | 0 (1 st 20:00) |
| Best Scoring Run | 10 (1 st 12:12) | 6 (2 nd 11:52) |
| Lead Changes | 2 | 0 |
| Times Tied | 0 | 0 |
| Time with Lead | 39:48 | 00:00 |

| Points from | GNZ | UKY |
|---------------|-----|-----|
| Turnovers | 10 | 8 |
| Paint | 46 | 18 |
| Second Chance | 10 | 15 |
| Fast Breaks | 8 | 11 |
| Bench | 32 | 19 |

| Period by Period Scoring | 1st | 2nd | TOT |
|--------------------------|-----|-----|-----|
| GNZ | 43 | 51 | 94 |
| UKY | 20 | 39 | 59 |

| Shooting By Period | 1st | 2nd | TOT |
|---------------------|-------------|-------------|-----|
| 1 st FG% | 5-31 16.1% | 3-20 15.0% | |
| 3PT% | 3-11 27.3% | 7-7 77.8% | |
| FT% | 13-17 76.5% | 7-7 100% | |
| 2 nd FG% | 11-29 37.9% | 4-14 28.6% | |
| 3PT% | 4-14 28.6% | 13-17 76.5% | |
| FT% | 13-17 76.5% | 7-7 100% | |
| GM FG% | 16-60 26.7% | 7-34 20.6% | |
| FT% | 20-26 76.9% | | |

Dead Ball Rebounds: 5, 0

GAME 10

RV/RV KENTUCKY 103, NC CENTRAL 67



Official Basketball Box Score - Final
N.C. Central at Kentucky
12/09/25 Rupp Arena, Lexington
2025-26 Men's Basketball

Game Time: 7:01 PM
Game Duration: 1:43
Attendance: 19,247

Officials: Todd Austin, Jim Howard, Lucas Santos

N.C. Central - 67

Record: 3-9

| NO. Name | Min | FG M-A | 3P M-A | FT M-A | Rebounds OR DR TOT | Fouls PF FO | TP | AS | TO | ST | Blocks BS BA | +/- |
|----------------------|-------|-----------|-----------|-----------|-----------------------|----------------|----|----|----|----|-----------------|-----|
| 7 Khouri Carvey | 27:38 | 7-9 | 0-0 | 1-3 | 1 4 5 | 2 3 | 15 | 1 | 4 | 0 | 0 0 | -26 |
| 22 Ramondo Battle II | 20:50 | 3-7 | 2-5 | 0-0 | 0 2 2 | 3 0 | 8 | 0 | 0 | 0 | 0 0 | -17 |
| 2 Dionte Johnson | 21:13 | 1-2 | 0-1 | 0-0 | 0 2 2 | 1 0 | 2 | 5 | 2 | 1 | 0 0 | -9 |
| 5 Tekoa Carpenter | 19:40 | 1-4 | 0-2 | 2-2 | 1 0 1 | 1 2 | 4 | 1 | 0 | 0 | 0 0 | -5 |
| 11 Gage Lattimore | 36:24 | 4-16 | 1-7 | 5-6 | 0 6 6 | 3 4 | 14 | 1 | 1 | 1 | 0 0 | -30 |
| 21 Kelochi Okworgwo | 10:54 | 1-3 | 0-0 | 0-0 | 1 0 1 | 0 0 | 2 | 0 | 1 | 1 | 0 0 | -7 |
| 1 Kyric Davis | 16:05 | 1-2 | 0-0 | 2-2 | 1 0 1 | 0 4 | 4 | 3 | 1 | 1 | 0 0 | -28 |
| 8 Jae Slack | 19:10 | 2-5 | 0-1 | 1-2 | 0 1 1 | 1 2 | 5 | 0 | 0 | 0 | 1 0 | -19 |
| 10 Ryan Archey | 11:00 | 1-5 | 1-1 | 2-2 | 0 0 0 | 1 1 | 5 | 3 | 3 | 1 | 0 0 | -23 |
| 3 Khalil Arnold | 06:23 | 2-2 | 2-2 | 0-0 | 0 0 0 | 0 0 | 6 | 0 | 1 | 0 | 0 0 | -3 |
| 12 Justin Edwards | 07:47 | 1-2 | 0-0 | 0-0 | 0 2 2 | 0 0 | 2 | 2 | 0 | 1 | 0 0 | -4 |
| 4 Camren Daniels | 01:28 | 0-0 | 0-0 | 0-0 | 0 0 0 | 0 0 | 0 | 0 | 0 | 0 | 0 0 | -3 |
| 9 Gbenga Olubi | 01:28 | 0-0 | 0-0 | 0-0 | 0 0 0 | 0 0 | 0 | 0 | 0 | 0 | 0 0 | -3 |
| Team | | | | | 3 2 5 | 0 0 | 0 | 0 | 0 | 0 | | |
| Totals | | 24-57 | 6-19 | 13-17 | 7 19 26 | 12 16 | 67 | 13 | 7 | 0 | 5 | -36 |

Major Fouls: NONE

Kentucky - 103

Record: 6-4

| NO. Name | Min | FG M-A | 3P M-A | FT M-A | Rebounds OR DR TOT | Fouls PF FO | TP | AS | TO | ST | Blocks BS BA | +/- |
|---------------------|-------|-----------|-----------|-----------|-----------------------|----------------|-----|----|----|----|-----------------|-----|
| 9 Trent Noah | 26:00 | 4-8 | 3-6 | 0-0 | 2 4 6 | 3 0 | 11 | 3 | 0 | 1 | 0 0 | 21 |
| 24 Malachi Moreno | 26:35 | 7-9 | 0-0 | 0-0 | 2 5 7 | 3 1 | 14 | 0 | 2 | 0 | 2 0 | 26 |
| 00 Otega Owheh | 27:07 | 9-12 | 3-4 | 0-1 | 2 5 7 | 0 2 | 21 | 1 | 0 | 4 | 1 0 | 8 |
| 1 Denzel Aberdeen | 23:56 | 4-7 | 0-2 | 0-0 | 0 2 2 | 0 0 | 8 | 5 | 2 | 1 | 0 0 | 21 |
| 5 Collin Chandler | 31:59 | 2-5 | 1-4 | 2-2 | 0 5 5 | 2 1 | 7 | 8 | 1 | 1 | 0 0 | 25 |
| 10 Brandon Garrison | 07:10 | 1-2 | 0-1 | 3-3 | 0 0 0 | 0 3 | 5 | 2 | 2 | 1 | 0 0 | 5 |
| 2 Jasper Johnson | 18:42 | 6-10 | 2-4 | 8-8 | 0 2 2 | 2 3 | 22 | 2 | 0 | 0 | 0 0 | 30 |
| 4 Andrija Jelavic | 15:03 | 4-6 | 2-4 | 0-0 | 1 2 3 | 2 2 | 10 | 0 | 0 | 1 | 0 0 | 12 |
| 15 Jaland Lowe | 07:57 | 0-0 | 0-0 | 0-0 | 0 0 0 | 0 0 | 0 | 2 | 1 | 0 | 0 0 | 14 |
| 3 Kam Williams | 12:35 | 1-4 | 0-3 | 0-0 | 0 3 3 | 2 0 | 2 | 3 | 0 | 0 | 1 0 | 12 |
| 11 Walker Horn | 01:28 | 0-0 | 0-0 | 0-0 | 0 0 0 | 0 0 | 0 | 1 | 1 | 0 | 0 0 | -3 |
| 20 Zach Tow | 01:28 | 1-1 | 1-1 | 0-0 | 0 0 0 | 0 0 | 3 | 0 | 0 | 0 | 0 0 | -3 |
| Team | | | | | 0 1 1 | 0 0 | 0 | 0 | 0 | 0 | | |
| Totals | | 39-64 | 12-29 | 13-14 | 7 29 36 | 16 12 | 103 | 27 | 9 | 9 | 5 0 | 36 |

Major Fouls: NONE

| | NCC | UKY |
|------------------|---------------------------|---------------------------|
| Biggest lead | 0 (1 st 20:00) | 39 (2 nd 0:32) |
| Best Scoring Run | 5 (1 st 16:01) | 16 (1 st 3:41) |
| Lead Changes | 0 | 0 |
| Times Tied | 0 | 0 |
| Time with Lead | 00:00 | 39:44 |

| Points from | NCC | UKY |
|---------------|-----|-----|
| Turnovers | 13 | 27 |
| Paint | 30 | 52 |
| Second Chance | 7 | 11 |
| Fast Breaks | 15 | 34 |
| Bench | 24 | 42 |

| Period by Period Scoring | 1st | 2nd | TOT |
|--------------------------|-----|-----|-----|
| NCC | 31 | 36 | 67 |
| UKY | 52 | 51 | 103 |

GAME 11

RV/RV KENTUCKY 72, RV/RV INDIANA 60



Official Basketball Box Score - Final
Indiana at Kentucky
12/10/25 Rupp Arena, Lexington
2025-26 Men's Basketball

Game Time: 7:45 PM
Game Duration: 2:15
Attendance: 20,061

Officials: Doug Showes, Owen Short, Michael Reed

Indiana - 60

Record: 8-3

| NO. Name | Min | FG M-A | 3P M-A | FT M-A | Rebounds OR DR TOT | Fouls PF FO | TP | AS | TO | ST | Blocks BS BA | +/- |
|-------------------|-------|-----------|-----------|-----------|-----------------------|----------------|----|----|----|----|-----------------|-----|
| 4 Sam Alexis | 30:06 | 3-4 | 0-0 | 0-0 | 2 3 5 | 4 0 | 6 | 1 | 3 | 0 | 2 0 | -12 |
| 12 Tucker DeVries | 35:00 | 4-13 | 1-9 | 6-6 | 2 5 7 | 5 5 | 15 | 3 | 4 | 1 | 1 0 | -2 |
| 3 Lamar Wilkerson | 31:41 | 5-11 | 2-5 | 3-4 | 0 2 2 | 4 2 | 15 | 0 | 1 | 0 | 1 0 | -6 |
| 5 Connor Enright | 30:07 | 0-3 | 0-2 | 0-0 | 0 5 5 | 4 1 | 0 | 1 | 1 | 1 | 0 0 | -13 |
| 6 Tayton Conerway | 24:16 | 3-6 | 1-3 | 4-6 | 0 1 1 | 2 3 | 11 | 1 | 4 | 0 | 0 0 | -8 |
| 1 Reed Bailey | 06:07 | 0-1 | 0-0 | 0-0 | 1 0 1 | 3 0 | 0 | 1 | 1 | 0 | 0 0 | 1 |
| 11 Trent Sisley | 26:02 | 0-3 | 0-2 | 6-6 | 1 6 7 | 2 3 | 6 | 1 | 1 | 0 | 0 0 | -14 |
| 7 Nick Dorn | 22:09 | 0-3 | 0-3 | 7-7 | 1 4 5 | 0 4 | 7 | 0 | 2 | 0 | 0 0 | -6 |
| 0 Jasai Miles | 01:49 | 0-0 | 0-0 | 0-0 | 0 0 0 | 0 0 | 0 | 0 | 0 | 0 | 0 0 | -2 |
| 13 Aleksa Ristic | 00:22 | 0-0 | 0-0 | 0-0 | 0 0 0 | 0 0 | 0 | 0 | 0 | 0 | 0 0 | 1 |
| 30 Ian Stephens | 00:22 | 0-0 | 0-0 | 0-0 | 0 0 0 | 0 0 | 0 | 0 | 0 | 0 | 0 0 | 1 |
| Team | | | | | 1 3 4 | 0 0 | 0 | 0 | 1 | 0 | | |
| Totals | | 15-44 | 4-24 | 26-29 | 8 29 37 | 24 18 | 60 | 8 | 18 | 2 | 3 4 | -12 |

Major Fouls: NONE

Kentucky - 72

Record: 7-4

| NO. Name | Min | FG M-A | 3P M-A | FT M-A | Rebounds OR DR TOT | Fouls PF FO | TP | AS | TO | ST | Blocks BS BA | +/- |
|----------------------|-------|-----------|-----------|-----------|-----------------------|----------------|----|----|----|----|-----------------|-----|
| 9 Trent Noah | 11:26 | 1-3 | 0-2 | 2-2 | 0 0 0 | 1 2 | 4 | 2 | 0 | 0 | 0 0 | -2 |
| 24 Malachi Moreno | 21:10 | 0-0 | 0-0 | 3-4 | 1 1 2 | 1 2 | 3 | 0 | 4 | 2 | 0 0 | -1 |
| 00 Otega Owheh | 32:44 | 2-9 | 1-2 | 5-8 | 2 2 4 | 3 4 | 10 | 1 | 0 | 2 | 0 1 | 10 |
| 1 Denzel Aberdeen | 24:54 | 3-7 | 1-1 | 2-4 | 0 1 1 | 2 2 | 9 | 0 | 1 | 0 | 0 0 | -8 |
| 5 Collin Chandler | 16:11 | 1-7 | 0-2 | 2-2 | 0 2 2 | 1 2 | 4 | 0 | 0 | 0 | 0 0 | -8 |
| 3 Kam Williams | 24:17 | 3-5 | 1-2 | 2-2 | 2 0 2 | 2 1 | 9 | 0 | 0 | 0 | 1 0 | 15 |
| 10 Brandon Garrison | 20:26 | 3-6 | 0-2 | 0-0 | 2 3 5 | 4 0 | 6 | 2 | 2 | 1 | 1 0 | 7 |
| 15 Jaland Lowe | 24:01 | 5-13 | 0-3 | 3-6 | 0 5 5 | 1 5 | 13 | 2 | 0 | 1 | 0 0 | 24 |
| 2 Jasper Johnson | 02:46 | 0-2 | 0-1 | 0-0 | 0 0 0 | 0 0 | 0 | 0 | 0 | 0 | 0 0 | 5 |
| 23 Mouhamed Dioubate | 22:04 | 4-7 | 0-0 | 6-10 | 7 5 12 | 3 6 | 14 | 0 | 0 | 5 | 0 0 | 18 |
| Team | | | | | 0 1 1 | 0 0 | 0 | 0 | 1 | 0 | | |
| Totals | | 22-58 | 3-15 | 25-38 | 14 20 34 | 18 24 | 72 | 10 | 4 | 13 | 4 3 | 12 |

Major Fouls: NONE

| | IU | UKY |
|------------------|--------------------------|----------------------------|
| Biggest lead | 9 (1 st 1:17) | 14 (2 nd 0:21) |
| Best Scoring Run | 7 (1 st 1:17) | 10 (2 nd 10:44) |
| Lead Changes | 10 | 0 |
| Times Tied | 8 | 0 |
| Time with Lead | 22:40 | 13:37 |

BOX SCORES

GAME 13 RV/RV KENTUCKY 99, BELLARMINE 85



Official Basketball Box Score - Final
Bellarmine at Kentucky
12/23/25 Rupp Arena, Lexington
2025-26 Men's Basketball

Game Time: 1:01 PM
Game Duration: 2:01
Attendance: 19,706

Officials: Courtney Green, Jason Baker, Anthony Eades

Bellarmine - 85

Record: 5-7

| NO. Name | Min | FG M-A | 3P M-A | FT M-A | Rebounds OR DR TOT | Fouls PF FD | TP | AS | TO | ST | Blocks BS BA | +/- |
|-----------------------|---------|-----------|-----------|-----------|-----------------------|----------------|----|----|----|----|-----------------|-----|
| 11 Brian Waddell | F 30:37 | 5-10 | 0-1 | 6-6 | 0 2 2 | 3 3 | 16 | 2 | 2 | 1 | 0 2 | -12 |
| 23 Sam Donald | F 16:21 | 1-4 | 1-3 | 0-0 | 1 0 1 | 4 0 | 3 | 2 | 0 | 1 | 0 0 | -6 |
| 32 Jack Karasinski | F 30:00 | 6-9 | 3-5 | 9-10 | 0 4 4 | 0 7 | 24 | 2 | 4 | 0 | 0 0 | -7 |
| 8 Kenyon Goodin | G 31:37 | 3-5 | 1-3 | 4-4 | 0 0 0 | 4 3 | 11 | 4 | 1 | 0 | 0 0 | -13 |
| 22 Darius Bolden | G 20:42 | 0-2 | 0-1 | 0-2 | 1 0 1 | 3 2 | 10 | 2 | 2 | 3 | 0 1 | -3 |
| 24 Michael Wilson Jr. | 20:22 | 5-9 | 0-1 | 6-7 | 3 2 5 | 0 5 | 16 | 0 | 1 | 1 | 0 2 | -7 |
| 2 Tyler Doyle | 22:05 | 1-2 | 0-1 | 1-1 | 0 2 2 | 2 1 | 3 | 2 | 1 | 0 | 0 0 | -13 |
| 7 Donovan Hunter | 14:40 | 4-6 | 2-3 | 0-0 | 1 1 2 | 3 0 | 10 | 1 | 0 | 1 | 0 0 | -7 |
| 10 Grant Whitaker | 04:33 | 1-1 | 0-0 | 0-0 | 1 1 2 | 0 0 | 2 | 0 | 0 | 0 | 0 0 | -1 |
| 5 Myles Watkins | 04:15 | 0-0 | 0-0 | 0-0 | 0 0 0 | 1 1 | 0 | 0 | 0 | 1 | 0 0 | -4 |
| 0 Tommy Clark | 01:36 | 0-0 | 0-0 | 0-0 | 0 1 1 | 0 0 | 0 | 0 | 0 | 0 | 0 0 | 1 |
| 4 Grant Neal | 01:36 | 0-1 | 0-0 | 0-0 | 0 0 0 | 0 0 | 0 | 0 | 0 | 0 | 0 0 | 1 |
| 44 Jacob Wassler | 01:36 | 0-1 | 0-1 | 0-0 | 0 0 0 | 0 0 | 0 | 0 | 0 | 0 | 0 0 | 1 |
| Team | | | | | 2 4 6 | 0 0 | 0 | 1 | | | | |
| Totals | | 26-50 | 7-19 | 26-30 | 9 17 26 | 20 22 | 85 | 15 | 12 | 8 | 0 5 | -14 |

Major Fouls: Bolden (TF) 2nd 3:11

Kentucky - 99

Record: 9-4

| NO. Name | Min | FG M-A | 3P M-A | FT M-A | Rebounds OR DR TOT | Fouls PF FD | TP | AS | TO | ST | Blocks BS BA | +/- |
|----------------------|---------|-----------|-----------|-----------|-----------------------|----------------|----|----|----|----|-----------------|-----|
| 23 Mouhamed Dioubate | F 31:30 | 9-11 | 0-0 | 2-4 | 3 2 5 | 3 4 | 20 | 0 | 0 | 2 | 3 0 | 13 |
| 24 Malachi Moreno | C 16:58 | 1-1 | 0-0 | 4-4 | 1 2 3 | 0 6 | 0 | 0 | 0 | 0 | 0 0 | 6 |
| 00 Otega Owheh | G 32:41 | 2-7 | 0-2 | 6-8 | 2 6 8 | 2 5 | 10 | 10 | 4 | 2 | 0 0 | -1 |
| 1 Denzel Aberdeen | G 24:33 | 5-8 | 4-7 | 0-0 | 0 2 2 | 3 0 | 14 | 4 | 1 | 0 | 0 0 | 5 |
| 5 Collin Chandler | G 18:44 | 1-4 | 1-4 | 1-2 | 1 1 2 | 2 1 | 4 | 3 | 0 | 2 | 0 0 | 9 |
| 2 Jasper Johnson | 22:16 | 4-6 | 3-5 | 0-0 | 1 2 3 | 3 2 | 11 | 7 | 1 | 0 | 1 0 | 3 |
| 21 Jayden Quaintance | 06:06 | 1-2 | 0-0 | 2-4 | 1 1 2 | 1 3 | 4 | 0 | 2 | 0 | 0 0 | -3 |
| 3 Kam Williams | 21:30 | 8-10 | 8-10 | 2-2 | 0 1 1 | 4 1 | 26 | 0 | 0 | 1 | 0 0 | 9 |
| 9 Trent Noah | 08:30 | 1-3 | 0-2 | 0-0 | 0 1 1 | 2 0 | 2 | 0 | 0 | 0 | 0 0 | 1 |
| 10 Brandon Garrison | 08:10 | 0-0 | 0-0 | 0-0 | 1 0 1 | 1 1 | 0 | 0 | 1 | 1 | 0 0 | 6 |
| 4 Andrija Jelavic | 07:02 | 1-2 | 0-0 | 0-0 | 1 0 1 | 2 0 | 2 | 0 | 1 | 0 | 1 0 | 7 |
| Team | | | | | 0 0 0 | 0 0 | 0 | 0 | | | | |
| Totals | | 33-56 | 16-30 | 17-24 | 11 18 29 | 23 19 | 99 | 24 | 10 | 8 | 5 0 | 14 |

Major Fouls: Dioubate (TF) 2nd 3:11

| | BEL | UKY |
|------------------|---------------------------|----------------------------|
| Biggest lead | 4 (1 st 17:50) | 18 (2 nd 10:51) |
| Best Scoring Run | 6 (1 st 3:24) | 9 (2 nd 10:51) |
| Lead Changes | 4 | |
| Times Tied | 4 | |
| Time with Lead | 02:30 | 36:05 |

| Points from | BEL | UKY |
|---------------|-----|-----|
| Turnovers | 18 | 19 |
| Paint | 38 | 34 |
| Second Chance | 11 | 15 |
| Fast Breaks | 9 | 19 |
| Bench | 31 | 45 |

| Period by Period Scoring | | | |
|--------------------------|-----|-----|-----|
| | 1st | 2nd | TOT |
| BEL | 38 | 47 | 85 |
| UKY | 46 | 53 | 99 |

| Shooting By Period | | |
|---------------------|-------|-------|
| 1 st FG% | 16-29 | 55.2% |
| 3PT% | 7-16 | 43.8% |
| FT% | 7-9 | 77.8% |
| 2 nd FG% | 17-27 | 63.0% |
| 3PT% | 9-14 | 64.3% |
| FT% | 10-15 | 66.7% |
| GM FG% | 33-56 | 58.9% |
| 3PT% | 16-30 | 53.3% |
| FT% | 17-24 | 70.8% |
| Dead Ball Rebounds: | 2 | 9 |

GAME 14 #14/15 ALABAMA 89, RV/RV KENTUCKY 74



Official Basketball Box Score - Final
Kentucky at Alabama
01/03/26 Coleman Coliseum, Tuscaloosa
2025-26 Men's Basketball

Game Time: 11:00 AM
Game Duration: 2:16
Attendance: 13,474

Officials: Joe Lindsay, Courtney Green, Lucas Santos

Kentucky - 74

Record: 9-5 (0-1)

| NO. Name | Min | FG M-A | 3P M-A | FT M-A | Rebounds OR DR TOT | Fouls PF FD | TP | AS | TO | ST | Blocks BS BA | +/- |
|----------------------|---------|-----------|-----------|-----------|-----------------------|----------------|----|----|----|----|-----------------|-----|
| 23 Mouhamed Dioubate | F 21:15 | 2-6 | 0-1 | 2-4 | 4 4 8 | 1 3 | 6 | 1 | 0 | 1 | 0 0 | -4 |
| 24 Malachi Moreno | C 15:30 | 2-2 | 0-0 | 0-0 | 2 2 4 | 1 0 | 4 | 0 | 0 | 0 | 0 0 | 6 |
| 00 Otega Owheh | G 35:55 | 8-16 | 1-4 | 5-7 | 2 6 8 | 3 5 | 22 | 3 | 2 | 1 | 0 0 | -12 |
| 1 Denzel Aberdeen | G 26:54 | 1-7 | 0-3 | 5-5 | 0 1 1 | 4 4 | 7 | 1 | 2 | 0 | 0 0 | -5 |
| 5 Collin Chandler | G 17:48 | 1-4 | 1-2 | 0-0 | 0 2 2 | 1 0 | 3 | 1 | 1 | 1 | 0 1 | -4 |
| 21 Jayden Quaintance | 24:00 | 2-4 | 0-0 | 1-4 | 1 5 6 | 2 4 | 5 | 1 | 2 | 1 | 0 1 | -20 |
| 10 Brandon Garrison | 09:03 | 0-0 | 0-0 | 1-2 | 0 1 1 | 3 1 | 1 | 0 | 0 | 0 | 3 0 | -11 |
| 15 Jaland Lowe | 27:08 | 8-16 | 1-5 | 4-5 | 0 3 3 | 2 5 | 21 | 2 | 3 | 2 | 1 1 | -18 |
| 3 Kam Williams | 16:25 | 1-4 | 1-4 | 2-2 | 1 0 1 | 2 1 | 5 | 0 | 0 | 0 | 1 0 | -4 |
| 2 Jasper Johnson | 06:02 | 0-0 | 0-0 | 0-0 | 0 0 0 | 0 0 | 0 | 0 | 1 | 0 | 0 0 | -3 |
| Team | | | | | 1 2 3 | 0 0 | 0 | 1 | | | | |
| Totals | | 25-59 | 4-19 | 20-29 | 12 25 37 | 19 23 | 74 | 9 | 12 | 6 | 5 3 | -15 |

Major Fouls: NONE

Alabama - 89

Record: 11-3 (1-0)

| NO. Name | Min | FG M-A | 3P M-A | FT M-A | Rebounds OR DR TOT | Fouls PF FD | TP | AS | TO | ST | Blocks BS BA | +/- |
|-------------------------|---------|-----------|-----------|-----------|-----------------------|----------------|----|----|----|----|-----------------|-----|
| 5 Amari Allen | F 30:44 | 4-8 | 3-4 | 0-0 | 6 3 9 | 4 1 | 11 | 3 | 3 | 1 | 1 1 | 8 |
| 22 Aiden Sherrell | F 09:29 | 1-3 | 0-2 | 1-1 | 0 3 3 | 2 1 | 3 | 2 | 0 | 0 | 0 1 | 12 |
| 0 Labaron Philon | G 27:57 | 6-16 | 0-6 | 5-6 | 0 4 4 | 3 5 | 17 | 3 | 1 | 3 | 0 2 | -1 |
| 2 Aiden Holloway | G 33:42 | 7-11 | 6-8 | 6-8 | 0 4 4 | 2 7 | 26 | 5 | 3 | 1 | 0 0 | 20 |
| 3 Latrel Wrightsell Jr. | G 32:22 | 2-10 | 1-7 | 0-0 | 0 1 1 | 2 1 | 5 | 1 | 0 | 1 | 0 1 | 12 |
| 10 Kellenn Bristow | 11:36 | 0-0 | 0-0 | 0-0 | 1 2 3 | 3 0 | 0 | 1 | 1 | 0 | 0 0 | -10 |
| 95 Houston Mallette | 22:17 | 5-7 | 4-6 | 0-0 | 2 3 5 | 3 1 | 14 | 0 | 1 | 0 | 0 0 | 10 |
| 6 London Jermison | 11:01 | 1-3 | 1-2 | 0-0 | 2 4 2 | 1 3 | 3 | 0 | 0 | 0 | 0 1 | 6 |
| 1 Jalli Betha | 02:37 | 0-2 | 0-0 | 0-0 | 0 0 0 | 1 1 | 0 | 0 | 0 | 0 | 0 0 | 3 |
| 15 Noah Williamson | 18:15 | 5-7 | 0-1 | 0-1 | 2 2 4 | 1 1 | 10 | 2 | 0 | 2 | 1 0 | 15 |
| Team | | | | | 1 3 4 | 0 0 | 0 | 1 | | | | |
| Totals | | 31-67 | 15-38 | 12-16 | 14 27 41 | 23 19 | 89 | 17 | 10 | 8 | 3 5 | 15 |

Major Fouls: NONE

| | UK | ALA |
|------------------|---------------------------|---------------------------|
| Biggest lead | 5 (1 st 19:04) | 21 (1 st 2:22) |
| Best Scoring Run | 9 (2 nd 6:23) | 9 (1 st 15:48) |
| Lead Changes | 1 | |
| Times Tied | 1 | |
| Time with Lead | 01:20 | 36:16 |

| Points from | UK | ALA |
|---------------|----|-----|
| Turnovers | 15 | 14 |
| Paint | 36 | 32 |
| Second Chance | 15 | 13 |
| Fast Breaks | 14 | 4 |
| Bench | 32 | 27 |

| Period by Period Scoring | | | |
|--------------------------|-----|-----|-----|
| | 1st | 2nd | TOT |
| UK | 34 | 40 | 74 |
| ALA | 50 | 39 | 89 |

| Shooting By Period | | |
|---------------------|-------|-------|
| 1 st FG% | 17-33 | 51.5% |
| 3PT% | 10-22 | 45.5% |
| FT% | 6-7 | 85.7% |
| 2 nd FG% | 14-34 | 41.2% |
| 3PT% | 5-16 | 31.3% |
| FT% | 6-9 | 66.7% |
| GM FG% | 31-67 | 46.3% |
| 3PT% | 15-38 | 39.5% |
| FT% | 12-16 | 75.0% |
| Dead Ball Rebounds: | 1 | 0 |

GAME 15 MISSOURI 73, RV/RV KENTUCKY 68



Official Basketball Box Score - Final
Missouri at Kentucky
01/07/26 Rupp Arena, Lexington
2025-26 Men's Basketball

Game Time: 7:01 PM
Game Duration: 2:12
Attendance: 19,085

Officials: Doug Shaws, Pat Adams, Rob Rorke

Missouri - 73

Record: 12-3 (2-0)

| NO. Name | Min | FG M-A | 3P M-A | FT M-A | Rebounds OR DR TOT | Fouls PF FD | TP | AS | TO | ST | Blocks BS BA | +/- |
|-----------------------|---------|-----------|-----------|-----------|-----------------------|----------------|----|----|----|----|-----------------|-----|
| 25 Mark Mitchell | F 36:49 | 7-15 | 1-1 | 6-7 | 0 1 1 | 1 6 | 21 | 4 | 1 | 0 | 0 2 | 5 |
| 15 Shawn Phillips Jr. | C 22:16 | 4-5 | 0-0 | 0-0 | 0 1 1 | 4 1 | 8 | 1 | 2 | 0 | 2 1 | 13 |
| 0 Anthony Robinson II | G 36:23 | 4-9 | 0-3 | 1-3 | 1 3 4 | 2 4 | 9 | 10 | 3 | 2 | 0 1 | 3 |
| 17 Jayden Stone | G 26:23 | 6-10 | 3-6 | 5-7 | 0 7 7 | 0 3 | 20 | 1 | 1 | 0 | 0 0 | 2 |
| 35 Jacob Crews | G 15:30 | 1-3 | 1-3 | 0-0 | 0 0 1 | 1 1 | 3 | 0 | 0 | 1 | 1 0 | -5 |
| 45 Luke Northweather | 02:37 | 0-0 | 0-0 | 0-0 | 0 0 0 | 0 0 | 0 | 0 | 0 | 0 | 0 0 | 1 |
| 5 T.O. Barrett | 17:23 | 3-3 | 0-0 | 1-1 | 0 1 1 | 4 1 | 7 | 1 | 2 | 0 | 0 0 | 3 |
| 11 Trent Pierce | 27:18 | 2-5 | 1-4 | 0-0 | 1 4 5 | 3 0 | 5 | 3 | 1 | 4 | 1 0 | -10 |
| 24 Nicholas Randall | 10:29 | 0-1 | 0-0 | 0-0 | 4 4 3 | 0 0 | 0 | 0 | 1 | 1 | 0 0 | -10 |
| 6 Amnor Boateng | 04:52 | 0-1 | 0-0 | 0-0 | 0 2 2 | 1 2 | 0 | 0 | 0 | 0 | 0 0 | 3 |
| Team | | | | | 2 1 3 | 0 0 | 0 | 0 | 1 | | | |
| Totals | | 27-52 | 6-17 | 13-18 | 4 25 29 | 19 18 | 73 | 20 | 12 | 8 | 4 4 | 5 |

Major Fouls: NONE

Kentucky - 68

Record: 9-6 (0-2)

| NO. Name | Min | FG M-A | 3P M-A | FT M-A | Rebounds OR DR TOT | Fouls PF FD | TP | AS | TO | ST | Blocks BS BA | +/- |
|----------------------|---------|-----------|-----------|-----------|-----------------------|----------------|----|----|----|----|-----------------|-----|
| 21 Jayden Quaintance | F 17:54 | 0-1 | 0-0 | 1-4 | 1 3 4 | 0 4 | 1 | 1 | 2 | 1 | 1 0 | -9 |
| 23 Mouhamed Dioubate | F 24:37 | 2-6 | 0-0 | 4-4 | 0 2 2 | 3 3 | 8 | 2 | 0 | 0 | 0 1 | -1 |
| 00 Otega Owheh | G 35:15 | 6-11 | 3-4 | 5-8 | 1 4 5 | 3 5 | 20 | 4 | 1 | 4 | 0 0 | -1 |
| 1 Denzel Aberdeen | G 27:51 | 3-7 | 1-2 | 0-0 | 1 2 3 | 1 0 | 7 | 4 | 1 | 0 | 0 0 | 2 |
| 15 Jaland Lowe | G 28:17 | 2-11 | 1-5 | 4-4 | 1 3 4 | 2 4 | 9 | 1 | 2 | 0 | 0 2 | 2 |
| 24 Malachi Moreno | 21:42 | 3-4 | 0-0 | 3-4 | 2 2 4 | 2 2 | 9 | 1 | 2 | 0 | 3 0 | 6 |
| 3 Kam Williams | 27:53 | 3-8 | 2-7 | 0-0 | 0 1 1 | 1 1 | 8 | 0 | 1 | 1 | 0 0 | -15 |
| 5 Collin Chandler | 05:26 | 0-0 | 0-0 | 0-0 | 0 0 0 | 2 0 | 0 | 0 | 1 | 1 | 0 0 | -6 |
| 10 Brandon Garrison | 11:05 | 3-3 | 0-0 | 0-0 | 0 4 4 | 0 4 | 6 | 2 | 1 | 0 | 0 0 | -5 |
| Team | | | | | 2 2 4 | 0 0 | 0 | 0 | 1 | | | |
| Totals | | 22-51 | 7-18 | 17-24 | 8 23 31 | 18 19 | 68 | 16 | 13 | 7 | 4 4 | -5 |

Major Fouls: Team (TF) 1st 1:23

| | MIZ | UKY |
|------------------|--------------------------|----------------------------|
| Biggest lead | 7 (1 st 8:19) | 8 (2 nd 4:37) |
| Best Scoring Run | 8 (2 nd 0:02) | 11 (2 nd 17:53) |
| Lead Changes | 11 | |
| Times Tied | 8 | |
| Time with Lead | 16:00 | 17:23 |

| Points from | MIZ | UKY |
|---------------|-----|-----|
| Turnovers | 17 | 11 |
| Paint | 40 | 28 |
| Second Chance | 4 | 8 |
| Fast Breaks | 7 | 24 |
| Bench | 12 | 23 |

BOX SCORES

GAME 17 KENTUCKY 75, LSU 74



Official Basketball Box Score - Final
Kentucky at LSU
01/14/26 Maravich Assembly Center, Baton Rouge
2025-26 Men's Basketball

Game Time: 6:00 PM
Game Duration: 2:08
Attendance: 8,671

Officials: Joe Lindsay, Steven Anderson, A.J. Desai

Kentucky - 75

Record: 11-6 (2-2)

| NO. | Name | Min | FG M-A | 3P M-A | FT M-A | Rebounds OR DR TOT | Fouls PF FD | TP | AS | TO | ST | Blocks BS BA | +/- |
|--------|-------------------|---------|-----------|-----------|-----------|-----------------------|----------------|----|----|----|----|-----------------|-----|
| 4 | Andrija Jelavic | F 21:01 | 4-7 | 2-4 | 1-2 | 2 3 5 | 1 4 | 11 | 0 | 1 | 1 | 1 0 | 9 |
| 24 | Malachi Moreno | C 20:22 | 4-7 | 0-0 | 2-3 | 1 7 8 | 4 2 | 10 | 2 | 1 | 2 | 1 2 | 10 |
| 00 | Otega Oweth | G 36:40 | 6-13 | 3-6 | 6-10 | 0 4 4 | 2 5 | 21 | 1 | 2 | 2 | 0 1 | 6 |
| 1 | Denzel Aberdeen | G 34:18 | 5-8 | 2-3 | 5-5 | 0 1 1 | 3 3 | 17 | 4 | 1 | 0 | 0 0 | 6 |
| 3 | Kam Williams | G 28:21 | 2-6 | 1-3 | 0-0 | 0 0 0 | 5 0 | 5 | 2 | 0 | 1 | 0 1 | 2 |
| 5 | Collin Chandler | 24:21 | 3-6 | 2-4 | 1-2 | 2 1 3 | 2 1 | 9 | 3 | 1 | 1 | 0 1 | 2 |
| 10 | Brandon Garrison | 14:57 | 0-3 | 0-0 | 0-0 | 0 3 3 | 1 1 | 0 | 2 | 1 | 0 | 0 0 | -12 |
| 23 | Mouhamed Dioubate | 11:47 | 1-2 | 0-1 | 0-0 | 1 2 3 | 1 1 | 2 | 0 | 0 | 0 | 1 0 | -9 |
| 2 | Jasper Johnson | 08:13 | 0-4 | 0-2 | 0-0 | 0 0 0 | 0 0 | 0 | 0 | 0 | 0 | 0 1 | -8 |
| Team | | | | | | 1 1 2 | 0 | 0 | 2 | | | | |
| Totals | | | 25-56 | 10-23 | 15-22 | 7 22 29 | 19 17 | 75 | 14 | 9 | 7 | 3 6 | 1 |

Major Fouls: NONE

LSU - 74

Record: 12-5 (0-4)

| NO. | Name | Min | FG M-A | 3P M-A | FT M-A | Rebounds OR DR TOT | Fouls PF FD | TP | AS | TO | ST | Blocks BS BA | +/- |
|--------|-------------------|---------|-----------|-----------|-----------|-----------------------|----------------|----|----|----|----|-----------------|-----|
| 8 | Pablo Tamba | F 28:38 | 3-4 | 2-2 | 2-6 | 1 3 4 | 4 4 | 10 | 2 | 0 | 0 | 1 1 | -6 |
| 10 | Marquel Sutton | F 29:51 | 5-9 | 3-4 | 3-4 | 1 5 6 | 3 2 | 16 | 0 | 1 | 0 | 0 0 | 4 |
| 1 | Michael Nwoko | C 19:47 | 1-2 | 0-0 | 1-2 | 1 1 2 | 2 2 | 3 | 0 | 3 | 1 | 1 0 | -2 |
| 3 | Max Mackinnon | G 37:19 | 4-16 | 2-7 | 6-6 | 0 3 3 | 0 3 | 16 | 3 | 2 | 0 | 0 2 | -2 |
| 4 | Rashad King | G 27:26 | 5-6 | 0-1 | 2-2 | 1 2 3 | 2 2 | 12 | 1 | 4 | 1 | 2 0 | -2 |
| 6 | Robert Miller III | 23:26 | 3-3 | 0-0 | 0-2 | 3 4 7 | 4 2 | 6 | 2 | 1 | 2 | 2 0 | 5 |
| 2 | Jalen Reece | 29:39 | 2-7 | 2-5 | 5-6 | 0 5 5 | 2 4 | 11 | 4 | 1 | 0 | 0 0 | 0 |
| 0 | Mazi Mosley | 03:54 | 0-0 | 0-0 | 0-0 | 0 0 0 | 0 0 | 0 | 0 | 0 | 0 | 0 0 | -2 |
| Team | | | | | | 0 2 2 | 0 | 0 | 0 | | | | |
| Totals | | | 23-47 | 9-19 | 19-28 | 7 25 32 | 17 19 | 74 | 12 | 12 | 4 | 6 3 | -1 |

Major Fouls: NONE

| | UKY | LSU |
|------------------|---------------------------|----------------------------|
| Biggest lead | 1 (2 nd 3:55) | 18 (2 nd 19:22) |
| Best Scoring Run | 9 (2 nd 17:06) | 12 (1 st 11:25) |
| Lead Changes | 5 | |
| Times Tied | 2 | |
| Time with Lead | 01:10 | 35:37 |

| Points from | UKY | LSU |
|---------------|-----|-----|
| Turnovers | 16 | 11 |
| Paint | 26 | 22 |
| Second Chance | 11 | 8 |
| Fast Breaks | 15 | 7 |
| Bench | 11 | 17 |

| Period by Period Scoring | | | |
|--------------------------|-----|-----|-----|
| | 1st | 2nd | TOT |
| UKY | 22 | 53 | 75 |
| LSU | 38 | 36 | 74 |

GAME 18 KENTUCKY 80, #24/RV TENNESSEE 78



Official Basketball Box Score - Final
Kentucky at Tennessee
01/17/26 Ford Gy Center, Knoxville, Tennessee
2025-2026 Men's Basketball

Game Time: 12:01 PM
Game Duration: 2:27
Attendance: 21,678

Officials: Don Daly, Owen Shortt, Vladimir Voyard-Tadai

Kentucky - 80

Record: 12-6 (3-2)

| NO. | Name | Min | FG M-A | 3P M-A | FT M-A | Rebounds OR DR TOT | Fouls PF FD | TP | AS | TO | ST | Blocks BS BA | +/- |
|--------|-------------------|---------|-----------|-----------|-----------|-----------------------|----------------|----|----|----|----|-----------------|-----|
| 4 | Andrija Jelavic | F 11:47 | 2-4 | 1-1 | 0-0 | 0 1 1 | 0 0 | 5 | 1 | 0 | 0 | 0 0 | -14 |
| 24 | Malachi Moreno | C 22:20 | 1-4 | 0-0 | 1-3 | 2 4 6 | 4 4 | 3 | 2 | 0 | 0 | 4 2 | -4 |
| 00 | Otega Oweth | G 30:37 | 3-11 | 1-5 | 5-9 | 2 0 2 | 3 5 | 12 | 1 | 3 | 2 | 1 1 | -5 |
| 1 | Denzel Aberdeen | G 29:12 | 7-11 | 3-6 | 5-6 | 0 0 0 | 2 4 | 22 | 2 | 0 | 2 | 0 0 | 8 |
| 3 | Kam Williams | G 15:16 | 1-4 | 0-2 | 0-0 | 1 1 2 | 2 1 | 2 | 1 | 2 | 0 | 0 0 | -9 |
| 2 | Jasper Johnson | 19:24 | 5-6 | 2-3 | 0-0 | 0 2 2 | 0 1 | 12 | 4 | 1 | 0 | 0 0 | 4 |
| 10 | Brandon Garrison | 17:43 | 1-2 | 0-0 | 0-0 | 1 1 2 | 2 0 | 2 | 1 | 0 | 0 | 0 0 | 5 |
| 5 | Collin Chandler | 23:43 | 4-6 | 4-6 | 0-1 | 0 3 3 | 4 1 | 12 | 2 | 1 | 3 | 1 0 | 10 |
| 9 | Trent Noah | 02:59 | 0-0 | 0-0 | 0-0 | 0 0 0 | 0 0 | 0 | 0 | 1 | 0 | 0 0 | -1 |
| 23 | Mouhamed Dioubate | 26:59 | 4-11 | 0-1 | 2-2 | 4 2 6 | 5 3 | 10 | 0 | 0 | 1 | 0 1 | 16 |
| Team | | | | | | 4 1 5 | 0 | 0 | 0 | 1 | | | |
| Totals | | | 28-59 | 11-24 | 13-21 | 14 15 29 | 22 19 | 80 | 14 | 9 | 8 | 6 4 | 2 |

Major Fouls: NONE

Tennessee - 78

Record: 12-6 (2-3)

| NO. | Name | Min | FG M-A | 3P M-A | FT M-A | Rebounds OR DR TOT | Fouls PF FD | TP | AS | TO | ST | Blocks BS BA | +/- |
|--------|-------------------|---------|-----------|-----------|-----------|-----------------------|----------------|----|----|----|----|-----------------|-----|
| 10 | Nate Ament | F 35:28 | 4-7 | 1-2 | 8-9 | 1 4 5 | 4 6 | 17 | 2 | 1 | 2 | 0 0 | -8 |
| 23 | Jaylen Carey | F 21:05 | 3-12 | 0-0 | 0-0 | 6 1 7 | 2 0 | 6 | 3 | 1 | 0 | 0 3 | -2 |
| 34 | Felix Okpara | C 26:30 | 2-3 | 0-0 | 1-2 | 2 4 6 | 4 4 | 5 | 0 | 0 | 0 | 1 0 | -8 |
| 0 | Ja'Kobi Gillespie | G 32:34 | 6-12 | 4-7 | 8-12 | 1 1 2 | 3 7 | 24 | 8 | 4 | 2 | 0 2 | 2 |
| 3 | Bishop Boswell | G 26:02 | 1-3 | 1-2 | 1-3 | 1 2 3 | 2 2 | 4 | 1 | 2 | 0 | 0 1 | 1 |
| 1 | Amari Evans | 16:22 | 3-5 | 1-3 | 1-1 | 0 3 3 | 0 1 | 8 | 0 | 0 | 0 | 1 0 | 6 |
| 6 | DeWayne Brown II | 18:53 | 3-4 | 0-0 | 1-2 | 1 1 2 | 1 1 | 7 | 2 | 1 | 1 | 2 0 | -1 |
| 13 | J.P. Estrella | 09:18 | 2-2 | 0-0 | 0-0 | 0 0 0 | 2 1 | 4 | 1 | 1 | 1 | 0 0 | 7 |
| 24 | Troy Henderson | 06:06 | 0-3 | 0-3 | 0-0 | 0 0 0 | 0 0 | 0 | 0 | 1 | 0 | 0 0 | -3 |
| 77 | Amaree Abram | 04:51 | 1-2 | 1-2 | 0-0 | 0 1 1 | 1 0 | 3 | 0 | 1 | 0 | 0 0 | -7 |
| 35 | Ethan Burg | 02:51 | 0-0 | 0-0 | 0-0 | 0 0 0 | 0 0 | 0 | 0 | 1 | 0 | 0 0 | 3 |
| Team | | | | | | 4 3 7 | 0 | 0 | 0 | 0 | | | |
| Totals | | | 25-53 | 8-19 | 20-29 | 16 20 36 | 19 22 | 78 | 18 | 12 | 6 | 4 6 | -2 |

Major Fouls: NONE

| | UK | TENN |
|------------------|--------------------------|----------------------------|
| Biggest lead | 3 (2 nd 0:16) | 17 (1 st 3:25) |
| Best Scoring Run | 7 (1 st 1:43) | 11 (1 st 13:46) |
| Lead Changes | 1 | |
| Times Tied | 0 | |
| Time with Lead | 00:34 | 38:42 |

| Points from | UK | TENN |
|---------------|----|------|
| Turnovers | 15 | 12 |
| Paint | 30 | 30 |
| Second Chance | 19 | 7 |
| Fast Breaks | 10 | 13 |
| Bench | 36 | 22 |

| Period by Period Scoring | | | |
|--------------------------|-----|-----|-----|
| | 1st | 2nd | TOT |
| UK | 31 | 49 | 80 |
| TENN | 42 | 36 | 78 |

GAME 19 TEXAS AT KENTUCKY

GAME 20 OLE MISS AT KENTUCKY



2025-26 Kentucky Men's Basketball Combined Team Statistics All games

Page 1/1
as of Jan 17, 2026

Game Records

| Record | Overall | Home | Away | Neutral |
|----------------|---------|------|------|---------|
| ALL GAMES | 12-6 | 9-2 | 2-2 | 1-2 |
| CONFERENCE | 3-2 | 1-1 | 2-1 | 0-0 |
| NON-CONFERENCE | 9-4 | 8-1 | 0-1 | 1-2 |

Score by Periods

| Team | 1st | 2nd | OT | TOT |
|-----------|-----|-----|----|------|
| Kentucky | 668 | 825 | 0 | 1493 |
| Opponents | 621 | 642 | 0 | 1263 |

Team Box Score

| No. | Player | | | | Total | | 3-Point | | F-Throw | | Rebounds | | | | | | | | | | | |
|-----------|--------------------|-------|--------|------|----------|-------|----------|-------|---------|------|----------|-----|-----|------|-----|----|-----|-----|-----|-----|------|------|
| | | GP-GS | MIN | AVG | FG-FGA | FG% | 3FG-3FGA | 3FG% | FT-FTA | FT% | OFF | DEF | TOT | AVG | PF | DQ | A | TO | BLK | STL | PTS | AVG |
| 00 | OWEH, Otega | 18-18 | 528:15 | 29.3 | 94-201 | .468 | 22-60 | .367 | 71-96 | .740 | 17 | 64 | 81 | 4.5 | 39 | 1 | 50 | 34 | 7 | 37 | 281 | 15.6 |
| 1 | ABERDEEN, Denzel | 18-17 | 487:53 | 27.1 | 76-160 | .475 | 26-67 | .388 | 42-51 | .824 | 11 | 39 | 50 | 2.8 | 30 | 0 | 57 | 23 | 2 | 15 | 220 | 12.2 |
| 23 | DIOUBATE, Mouhamed | 13-10 | 274:47 | 21.1 | 48-87 | .552 | 2-17 | .118 | 28-42 | .667 | 30 | 45 | 75 | 5.8 | 26 | 1 | 10 | 13 | 10 | 14 | 126 | 9.7 |
| 24 | MORENO, Malachi | 18-12 | 391:50 | 21.8 | 61-97 | .629 | 0-1 | .000 | 39-59 | .661 | 45 | 70 | 115 | 6.4 | 30 | 0 | 30 | 16 | 25 | 15 | 161 | 8.9 |
| 5 | CHANDLER, Collin | 18-14 | 404:27 | 22.5 | 50-116 | .431 | 32-78 | .410 | 19-25 | .760 | 7 | 41 | 48 | 2.7 | 39 | 1 | 43 | 15 | 7 | 21 | 151 | 8.4 |
| 15 | LOWE, Jaland | 9-2 | 166:29 | 18.5 | 24-67 | .358 | 5-24 | .208 | 19-27 | .704 | 3 | 16 | 19 | 2.1 | 12 | 0 | 22 | 8 | 2 | 6 | 72 | 8.0 |
| 2 | JOHNSON, Jasper | 17-0 | 251:08 | 14.8 | 40-93 | .430 | 19-49 | .388 | 17-19 | .895 | 6 | 19 | 25 | 1.5 | 20 | 0 | 41 | 15 | 2 | 1 | 116 | 6.8 |
| 3 | WILLIAMS, Kam | 18-6 | 363:00 | 20.2 | 42-95 | .442 | 23-67 | .343 | 15-16 | .938 | 16 | 31 | 47 | 2.6 | 37 | 2 | 18 | 11 | 7 | 11 | 122 | 6.8 |
| 4 | JELAVIC, Andrija | 14-2 | 210:50 | 15.1 | 34-71 | .479 | 10-35 | .286 | 3-5 | .600 | 18 | 37 | 55 | 3.9 | 18 | 0 | 6 | 10 | 5 | 4 | 81 | 5.8 |
| 21 | QUAINTANCE, Jayden | 4-1 | 67:13 | 16.8 | 8-14 | .571 | 0-0 | .000 | 4-13 | .308 | 8 | 12 | 20 | 5.0 | 5 | 0 | 2 | 6 | 3 | 2 | 20 | 5.0 |
| 10 | GARRISON, Brandon | 18-5 | 280:02 | 15.6 | 35-61 | .574 | 2-9 | .222 | 10-16 | .625 | 18 | 45 | 63 | 3.5 | 39 | 1 | 22 | 17 | 9 | 8 | 82 | 4.6 |
| 9 | NOAH, Trent | 13-3 | 157:27 | 12.1 | 17-36 | .472 | 12-30 | .400 | 8-9 | .889 | 6 | 22 | 28 | 2.2 | 13 | 0 | 10 | 5 | 1 | 7 | 54 | 4.2 |
| 20 | TOW, Zach | 7-0 | 08:20 | 1.2 | 1-1 | 1.000 | 1-1 | 1.000 | 1-2 | .500 | 0 | 0 | 0 | 0.0 | 1 | 0 | 0 | 0 | 0 | 0 | 4 | 0.6 |
| 11 | HORN, Walker | 7-0 | 08:20 | 1.2 | 1-6 | .167 | 1-6 | .167 | 0-0 | .000 | 0 | 1 | 1 | 0.1 | 0 | 0 | 1 | 2 | 0 | 0 | 3 | 0.4 |
| Team | | | | | | | | | | | 27 | 31 | 58 | | | | | 10 | | | | |
| Total | | 18 | 3600 | | 531-1105 | .481 | 155-444 | .349 | 276-380 | .726 | 212 | 473 | 685 | 38.1 | 309 | 6 | 312 | 185 | 80 | 141 | 1493 | 82.9 |
| Opponents | | 18 | 3600 | | 433-1040 | .416 | 133-431 | .309 | 264-359 | .735 | 178 | 412 | 590 | 32.8 | 312 | 4 | 264 | 215 | 54 | 118 | 1263 | 70.2 |

Team Statistics

| | UK | OPP |
|------------------------|-----------------|-----------------|
| Scoring | 1493 | 1263 |
| Points per game | 82.9 | 70.2 |
| Scoring margin | +12.8 | - |
| Field goals-att | 531-1105 | 433-1040 |
| Field goal pct | .481 | .416 |
| 3 point fg-att | 155-444 | 133-431 |
| 3-point FG pct | .349 | .309 |
| 3-pt FG made per game | 8.6 | 7.4 |
| Free throws-att | 276-380 | 264-359 |
| Free throw pct | .726 | .735 |
| F-Throws made per game | 15.3 | 14.7 |
| Rebounds | 685 | 590 |
| Rebounds per game | 38.1 | 32.8 |
| Rebounding margin | +5.3 | - |
| Assists | 312 | 264 |
| Assists per game | 17.3 | 14.7 |
| Turnovers | 185 | 215 |
| Turnovers per game | 10.3 | 11.9 |
| Turnover margin | +1.7 | - |
| Assist/turnover ratio | 1.7 | 1.2 |
| Steals | 141 | 118 |
| Steals per game | 7.8 | 6.6 |
| Blocks | 80 | 54 |
| Blocks per game | 4.4 | 3.0 |
| Winning streak | 3 | - |
| Home win streak | 1 | - |
| Attendance | 216524 | 66409 |
| Home games-Avg/Game | 11-19684 | 4-16602 |
| Neutral site-Avg/Game | - | 3-18262 |

Team Results

| Date | Opponent | | Score | Att. |
|------------|--------------------|---|--------|-------|
| 11/04/2025 | Nicholls | W | 77-51 | 19289 |
| 11/07/2025 | Valparaiso | W | 107-59 | 20016 |
| 11/11/2025 | at Louisville | L | 88-96 | 22586 |
| 11/14/2025 | Eastern Ill. | W | 99-53 | 20000 |
| 11/18/2025 | vs Michigan St. | L | 66-83 | 19327 |
| 11/21/2025 | Loyola Maryland | W | 88-46 | 19764 |
| 11/26/2025 | Tennessee Tech | W | 104-54 | 19602 |
| 12/02/2025 | North Carolina | L | 64-67 | 20029 |
| 12/05/2025 | vs Gonzaga | L | 59-94 | 18507 |
| 12/09/2025 | N.C. Central | W | 103-67 | 19247 |
| 12/13/2025 | Indiana | W | 72-60 | 20061 |
| 12/20/2025 | vs St. John's (NY) | W | 78-66 | 16951 |
| 12/23/2025 | Bellarmine | W | 99-85 | 19706 |
| 01/03/2026 | at Alabama | L | 74-89 | 13474 |
| 01/07/2026 | Missouri | L | 68-73 | 19085 |
| 01/10/2026 | Mississippi St. | W | 92-68 | 19725 |
| 01/14/2026 | at LSU | W | 75-74 | 8671 |
| 01/17/2026 | at Tennessee | W | 80-78 | 21678 |



2025-26 Kentucky Men's Basketball Combined Team Statistics In Conference games

Page 1/1
as of Jan 17, 2026

Game Records

| Record | Overall | Home | Away | Neutral |
|----------------|---------|------|------|---------|
| ALL GAMES | 3-2 | 1-1 | 2-1 | 0-0 |
| CONFERENCE | 3-2 | 1-1 | 2-1 | 0-0 |
| NON-CONFERENCE | 0-0 | 0-0 | 0-0 | 0-0 |

Score by Periods

| Team | 1st | 2nd | OT | TOT |
|-----------|-----|-----|----|-----|
| Kentucky | 163 | 226 | 0 | 389 |
| Opponents | 202 | 180 | 0 | 382 |

Team Box Score

| No. | Player | | | | Total | | 3-Point | | F-Throw | | Rebounds | | | | | | | | | | | | | |
|-----------|--------------------|-------|--------|------|---------|------|----------|------|---------|-------|----------|-----|-----|------|----|----|----|----|-----|-----|-----|------|--|--|
| | | GP-GS | MIN | AVG | FG-FGA | FG% | 3FG-3FGA | 3FG% | FT-FTA | FT% | OFF | DEF | TOT | AVG | PF | DQ | A | TO | BLK | STL | PTS | AVG | | |
| 00 | OWEH, Otega | 5-5 | 170:38 | 34.1 | 33-68 | .485 | 10-23 | .435 | 21-34 | .618 | 5 | 17 | 22 | 4.4 | 14 | 0 | 14 | 9 | 2 | 14 | 97 | 19.4 | | |
| 1 | ABERDEEN, Denzel | 5-5 | 151:44 | 30.3 | 21-42 | .500 | 8-17 | .471 | 19-20 | .950 | 1 | 5 | 6 | 1.2 | 11 | 0 | 15 | 6 | 0 | 2 | 69 | 13.8 | | |
| 15 | LOWE, Jaland | 3-2 | 58:12 | 19.4 | 10-27 | .370 | 2-10 | .200 | 8-11 | .727 | 1 | 6 | 7 | 2.3 | 4 | 0 | 4 | 3 | 1 | 3 | 30 | 10.0 | | |
| 24 | MORENO, Malachi | 5-4 | 108:19 | 21.7 | 18-27 | .667 | 0-0 | .000 | 7-12 | .583 | 13 | 17 | 30 | 6.0 | 14 | 0 | 11 | 4 | 8 | 6 | 43 | 8.6 | | |
| 3 | WILLIAMS, Kam | 5-2 | 117:57 | 23.6 | 12-30 | .400 | 6-19 | .316 | 4-4 | 1.000 | 5 | 4 | 9 | 1.8 | 11 | 1 | 5 | 6 | 1 | 4 | 34 | 6.8 | | |
| 4 | JELAVIC, Andrija | 3-2 | 49:26 | 16.5 | 7-14 | .500 | 4-8 | .500 | 1-2 | .500 | 3 | 8 | 11 | 3.7 | 2 | 0 | 2 | 2 | 1 | 2 | 19 | 6.3 | | |
| 5 | CHANDLER, Collin | 5-1 | 90:10 | 18.0 | 10-24 | .417 | 8-17 | .471 | 3-5 | .600 | 2 | 7 | 9 | 1.8 | 11 | 0 | 7 | 4 | 1 | 7 | 31 | 6.2 | | |
| 23 | DIOUBATE, Mouhamed | 5-3 | 97:15 | 19.5 | 10-28 | .357 | 0-4 | .000 | 8-11 | .727 | 11 | 13 | 24 | 4.8 | 10 | 1 | 4 | 3 | 1 | 2 | 28 | 5.6 | | |
| 2 | JOHNSON, Jasper | 4-0 | 43:44 | 10.9 | 7-14 | .500 | 3-6 | .500 | 0-0 | .000 | 0 | 2 | 2 | 0.5 | 0 | 0 | 4 | 2 | 0 | 0 | 17 | 4.3 | | |
| 10 | GARRISON, Brandon | 5-0 | 65:59 | 13.2 | 7-12 | .583 | 0-1 | .000 | 1-3 | .333 | 3 | 10 | 13 | 2.6 | 11 | 0 | 6 | 3 | 4 | 0 | 15 | 3.0 | | |
| 21 | QUAINTANCE, Jayden | 2-1 | 41:54 | 20.9 | 2-5 | .400 | 0-0 | .000 | 2-8 | .250 | 2 | 8 | 10 | 5.0 | 2 | 0 | 2 | 4 | 1 | 2 | 6 | 3.0 | | |
| 11 | HORN, Walker | 1-0 | 00:48 | 0.8 | 0-1 | .000 | 0-1 | .000 | 0-0 | .000 | 0 | 1 | 1 | 1.0 | 0 | 0 | 0 | 0 | 0 | 0 | 0 | 0.0 | | |
| 9 | NOAH, Trent | 2-0 | 03:05 | 1.5 | 0-0 | .000 | 0-0 | .000 | 0-0 | .000 | 0 | 0 | 0 | 0.0 | 0 | 0 | 0 | 1 | 0 | 0 | 0 | 0.0 | | |
| 20 | TOW, Zach | 1-0 | 00:48 | 0.8 | 0-0 | .000 | 0-0 | .000 | 0-0 | .000 | 0 | 0 | 0 | 0.0 | 0 | 0 | 0 | 0 | 0 | 0 | 0 | 0.0 | | |
| Team | | | | | | | | | | | 9 | 9 | 18 | | | | 5 | | | | | | | |
| Total | | 5 | 1000 | | 137-292 | .469 | 41-106 | .387 | 74-110 | .673 | 55 | 107 | 162 | 32.4 | 90 | 2 | 74 | 52 | 20 | 42 | 389 | 77.8 | | |
| Opponents | | 5 | 1000 | | 133-275 | .484 | 41-113 | .363 | 75-105 | .714 | 50 | 116 | 166 | 33.2 | 90 | 0 | 82 | 61 | 21 | 32 | 382 | 76.4 | | |

Team Statistics

| | UK | OPP |
|------------------------|----------------|----------------|
| Scoring | 389 | 382 |
| Points per game | 77.8 | 76.4 |
| Scoring margin | +1.4 | - |
| Field goals-att | 137-292 | 133-275 |
| Field goal pct | .469 | .484 |
| 3 point fg-att | 41-106 | 41-113 |
| 3-point FG pct | .387 | .363 |
| 3-pt FG made per game | 8.2 | 8.2 |
| Free throws-att | 74-110 | 75-105 |
| Free throw pct | .673 | .714 |
| F-Throws made per game | 14.8 | 15.0 |
| Rebounds | 162 | 166 |
| Rebounds per game | 32.4 | 33.2 |
| Rebounding margin | -0.8 | - |
| Assists | 74 | 82 |
| Assists per game | 14.8 | 16.4 |
| Turnovers | 52 | 61 |
| Turnovers per game | 10.4 | 12.2 |
| Turnover margin | +1.8 | - |
| Assist/turnover ratio | 1.4 | 1.3 |
| Steals | 42 | 32 |
| Steals per game | 8.4 | 6.4 |
| Blocks | 20 | 21 |
| Blocks per game | 4.0 | 4.2 |
| Winning streak | 3 | - |
| Home win streak | 1 | - |
| Attendance | 38810 | 43823 |
| Home games-Avg/Game | 2-19405 | 3-14608 |
| Neutral site-Avg/Game | - | 0-0 |

Team Results

| Date | Opponent | | Score | Att. |
|------------|-----------------|---|-------|-------|
| 01/03/2026 | at Alabama | L | 74-89 | 13474 |
| 01/07/2026 | Missouri | L | 68-73 | 19085 |
| 01/10/2026 | Mississippi St. | W | 92-68 | 19725 |
| 01/14/2026 | at LSU | W | 75-74 | 8671 |
| 01/17/2026 | at Tennessee | W | 80-78 | 21678 |



2025-26 Kentucky Men's Basketball
Team Game-by-Game
All games

Page 1/1
as of Jan 17, 2026

| | | | | Total | | 3-Pointers | | Free throws | | Rebounds | | | | | | | | | | | |
|--------------------|------------|--------|---|----------|------|------------|------|-------------|------|----------|-----|-----|------|-----|-----|-----|-----|-----|------|------|--|
| Opponent | Date | Score | | FG-FGA | PCT | 3FG-3FGA | PCT | FT-FTA | PCT | OFF | DEF | TOT | AVG | PF | A | TO | BLK | STL | PTS | AVG | |
| Nicholls | 11/04/2025 | 77-51 | W | 29-62 | .468 | 7-27 | .259 | 12-22 | .545 | 15 | 36 | 51 | 51.0 | 17 | 21 | 13 | 3 | 7 | 77 | 77.0 | |
| Valparaiso | 11/07/2025 | 107-59 | W | 37-68 | .544 | 11-28 | .393 | 22-26 | .846 | 11 | 39 | 50 | 50.5 | 16 | 27 | 6 | 5 | 3 | 107 | 92.0 | |
| at Louisville | 11/11/2025 | 88-96 | L | 32-68 | .471 | 12-34 | .353 | 12-16 | .750 | 13 | 29 | 42 | 47.7 | 21 | 14 | 14 | 3 | 4 | 88 | 90.7 | |
| Eastern Ill. | 11/14/2025 | 99-53 | W | 39-64 | .609 | 9-25 | .360 | 12-16 | .750 | 16 | 33 | 49 | 48.0 | 16 | 21 | 13 | 5 | 8 | 99 | 92.8 | |
| vs Michigan St. | 11/18/2025 | 66-83 | L | 20-57 | .351 | 7-30 | .233 | 19-22 | .864 | 6 | 22 | 28 | 44.0 | 15 | 13 | 9 | 6 | 7 | 66 | 87.4 | |
| Loyola Maryland | 11/21/2025 | 88-46 | W | 37-76 | .487 | 10-27 | .370 | 4-9 | .444 | 18 | 38 | 56 | 46.0 | 9 | 21 | 9 | 6 | 11 | 88 | 87.5 | |
| Tennessee Tech | 11/26/2025 | 104-54 | W | 39-66 | .591 | 15-30 | .500 | 11-13 | .846 | 10 | 38 | 48 | 46.3 | 8 | 27 | 10 | 4 | 9 | 104 | 89.9 | |
| North Carolina | 12/02/2025 | 64-67 | L | 23-53 | .434 | 1-13 | .077 | 17-22 | .773 | 8 | 22 | 30 | 44.3 | 18 | 8 | 9 | 7 | 8 | 64 | 86.6 | |
| vs Gonzaga | 12/05/2025 | 59-94 | L | 16-60 | .267 | 7-34 | .206 | 20-26 | .769 | 12 | 19 | 31 | 42.8 | 17 | 12 | 11 | 0 | 6 | 59 | 83.6 | |
| N.C. Central | 12/09/2025 | 103-67 | W | 39-64 | .609 | 12-29 | .414 | 13-14 | .929 | 7 | 29 | 36 | 42.1 | 16 | 27 | 9 | 5 | 9 | 103 | 85.5 | |
| Indiana | 12/13/2025 | 72-60 | W | 22-58 | .379 | 3-15 | .200 | 25-38 | .658 | 14 | 20 | 34 | 41.4 | 18 | 10 | 4 | 4 | 13 | 72 | 84.3 | |
| vs St. John's (NY) | 12/20/2025 | 78-66 | W | 28-61 | .459 | 4-16 | .250 | 18-22 | .818 | 16 | 23 | 39 | 41.2 | 25 | 13 | 16 | 7 | 6 | 78 | 83.8 | |
| Bellarmine | 12/23/2025 | 99-85 | W | 33-56 | .589 | 16-30 | .533 | 17-24 | .708 | 11 | 18 | 29 | 40.2 | 23 | 24 | 10 | 5 | 8 | 99 | 84.9 | |
| at Alabama | 01/03/2026 | 74-89 | L | 25-59 | .424 | 4-19 | .211 | 20-29 | .690 | 12 | 25 | 37 | 40.0 | 19 | 9 | 12 | 5 | 6 | 74 | 84.1 | |
| Missouri | 01/07/2026 | 68-73 | L | 22-51 | .431 | 7-18 | .389 | 17-24 | .708 | 8 | 23 | 31 | 39.4 | 18 | 16 | 13 | 4 | 7 | 68 | 83.1 | |
| Mississippi St. | 01/10/2026 | 92-68 | W | 37-67 | .552 | 9-22 | .409 | 9-14 | .643 | 14 | 22 | 36 | 39.2 | 12 | 21 | 9 | 2 | 14 | 92 | 83.6 | |
| at LSU | 01/14/2026 | 75-74 | W | 25-56 | .446 | 10-23 | .435 | 15-22 | .682 | 7 | 22 | 29 | 38.6 | 19 | 14 | 9 | 3 | 7 | 75 | 83.1 | |
| at Tennessee | 01/17/2026 | 80-78 | W | 28-59 | .475 | 11-24 | .458 | 13-21 | .619 | 14 | 15 | 29 | 38.1 | 22 | 14 | 9 | 6 | 8 | 80 | 82.9 | |
| Total | | 1493 | | 531-1105 | .481 | 155-444 | .349 | 276-380 | .726 | 212 | 473 | 685 | 38.1 | 309 | 312 | 185 | 80 | 141 | 1493 | 82.9 | |
| Opponents | | 1263 | | 433-1040 | .416 | 133-431 | .309 | 264-359 | .735 | 178 | 412 | 590 | 32.8 | 312 | 264 | 215 | 54 | 118 | 1263 | 70.2 | |

Kentucky Averages

| Games Played | Points/ game | FG Pct | 3FG Pct | FT Pct | Rebounds/ game | Assists/ game | Turnovers/ game | Assist/Turnover ratio | Steals/ game | Blocks/ game |
|--------------|--------------|--------|---------|--------|----------------|---------------|-----------------|-----------------------|--------------|--------------|
| 18 | 82.9 | 48.1 | 34.9 | 72.6 | 38.1 | 17.3 | 10.3 | 1.7 | 7.8 | 4.4 |



2025-26 Kentucky Men's Basketball
Opponents Game-by-Game
All games

Page 1/1
as of Jan 17, 2026

| | | | | Total | | 3-Pointers | | Free throws | | Rebounds | | | | | | | | | | | |
|--------------------|------------|--------|---|----------|------|------------|------|-------------|------|----------|-----|-----|------|-----|-----|-----|-----|-----|------|------|--|
| Opponent | Date | Score | | FG-FGA | PCT | 3FG-3FGA | PCT | FT-FTA | PCT | OFF | DEF | TOT | AVG | PF | A | TO | BLK | STL | PTS | AVG | |
| Nicholls | 11/04/2025 | 77-51 | W | 16-53 | .302 | 4-24 | .167 | 15-22 | .682 | 5 | 25 | 30 | 30.0 | 18 | 9 | 11 | 1 | 8 | 51 | 51.0 | |
| Valparaiso | 11/07/2025 | 107-59 | W | 19-67 | .284 | 8-34 | .235 | 13-20 | .650 | 12 | 22 | 34 | 32.0 | 16 | 11 | 10 | 4 | 4 | 59 | 55.0 | |
| at Louisville | 11/11/2025 | 88-96 | L | 31-69 | .449 | 13-40 | .325 | 21-31 | .677 | 13 | 27 | 40 | 34.7 | 19 | 20 | 6 | 3 | 11 | 96 | 68.7 | |
| Eastern Ill. | 11/14/2025 | 99-53 | W | 17-52 | .327 | 6-18 | .333 | 13-19 | .684 | 5 | 12 | 17 | 30.3 | 12 | 11 | 11 | 4 | 8 | 53 | 64.8 | |
| vs Michigan St. | 11/18/2025 | 66-83 | L | 32-64 | .500 | 11-22 | .500 | 8-10 | .800 | 10 | 32 | 42 | 32.6 | 17 | 25 | 13 | 4 | 5 | 83 | 68.4 | |
| Loyola Maryland | 11/21/2025 | 88-46 | W | 18-62 | .290 | 7-33 | .212 | 3-8 | .375 | 9 | 24 | 33 | 32.7 | 10 | 8 | 16 | 5 | 5 | 46 | 64.7 | |
| Tennessee Tech | 11/26/2025 | 104-54 | W | 23-69 | .333 | 6-28 | .214 | 2-5 | .400 | 9 | 18 | 27 | 31.9 | 13 | 8 | 11 | 1 | 8 | 54 | 63.1 | |
| North Carolina | 12/02/2025 | 64-67 | L | 26-64 | .406 | 6-20 | .300 | 9-15 | .600 | 20 | 21 | 41 | 33.0 | 19 | 13 | 12 | 2 | 5 | 67 | 63.6 | |
| vs Gonzaga | 12/05/2025 | 59-94 | L | 36-63 | .571 | 9-18 | .500 | 13-16 | .813 | 10 | 33 | 43 | 34.1 | 18 | 24 | 9 | 1 | 5 | 94 | 67.0 | |
| N.C. Central | 12/09/2025 | 103-67 | W | 24-57 | .421 | 6-19 | .316 | 13-17 | .765 | 7 | 19 | 26 | 33.3 | 12 | 16 | 13 | 0 | 7 | 67 | 67.0 | |
| Indiana | 12/13/2025 | 72-60 | W | 15-44 | .341 | 4-24 | .167 | 26-29 | .897 | 8 | 29 | 37 | 33.6 | 24 | 8 | 18 | 3 | 2 | 60 | 66.4 | |
| vs St. John's (NY) | 12/20/2025 | 78-66 | W | 17-51 | .333 | 5-19 | .263 | 27-32 | .844 | 11 | 17 | 28 | 33.2 | 24 | 14 | 12 | 5 | 10 | 66 | 66.3 | |
| Bellarmine | 12/23/2025 | 99-85 | W | 26-50 | .520 | 7-19 | .368 | 26-30 | .867 | 9 | 17 | 26 | 32.6 | 20 | 15 | 12 | 0 | 8 | 85 | 67.8 | |
| at Alabama | 01/03/2026 | 74-89 | L | 31-67 | .463 | 15-38 | .395 | 12-16 | .750 | 14 | 27 | 41 | 33.2 | 23 | 17 | 10 | 3 | 8 | 89 | 69.3 | |
| Missouri | 01/07/2026 | 68-73 | L | 27-52 | .519 | 6-17 | .353 | 13-18 | .722 | 4 | 25 | 29 | 32.9 | 19 | 20 | 12 | 4 | 8 | 73 | 69.5 | |
| Mississippi St. | 01/10/2026 | 92-68 | W | 27-56 | .482 | 3-20 | .150 | 11-14 | .786 | 9 | 19 | 28 | 32.6 | 12 | 15 | 15 | 4 | 6 | 68 | 69.4 | |
| at LSU | 01/14/2026 | 75-74 | W | 23-47 | .489 | 9-19 | .474 | 19-28 | .679 | 7 | 25 | 32 | 32.6 | 17 | 12 | 12 | 6 | 4 | 74 | 69.7 | |
| at Tennessee | 01/17/2026 | 80-78 | W | 25-53 | .472 | 8-19 | .421 | 20-29 | .690 | 16 | 20 | 36 | 32.8 | 19 | 18 | 12 | 4 | 6 | 78 | 70.2 | |
| Total | | 1263 | | 433-1040 | .416 | 133-431 | .309 | 264-359 | .735 | 178 | 412 | 590 | 32.8 | 312 | 264 | 215 | 54 | 118 | 1263 | 70.2 | |
| Kentucky | | 1493 | | 531-1105 | .481 | 155-444 | .349 | 276-380 | .726 | 212 | 473 | 685 | 38.1 | 309 | 312 | 185 | 80 | 141 | 1493 | 82.9 | |

Opponents Averages

| Games Played | Points/ game | FG Pct | 3FG Pct | FT Pct | Rebounds/ game | Assists/ game | Turnovers/ game | Assist/Turnover ratio | Steals/ game | Blocks/ game |
|--------------|--------------|--------|---------|--------|----------------|---------------|-----------------|-----------------------|--------------|--------------|
| 18 | 70.2 | 41.6 | 30.9 | 73.5 | 32.8 | 14.7 | 11.9 | 1.2 | 6.6 | 3.0 |