Official Basketball Box Score - Final

# Kentucky at Missouri

03/12/26 Bridgestone Arena, Nashville

2025-26 Men's Basketball

**Game Time:** 12:32 PM
**Game Duration:** 2:21

**Officials:** Pat Adams, Byron Jarrett, Wil Howard

**Kentucky - 78** **Record: 21-12**

| NO. | Name | | Min | FG M-A | 3P M-A | FT M-A | Rebounds OR | DR | TOT | Fouls PF | FD | TP | AS | TO | ST | Blocks BS | BA | +/- |
|---|---|---|---|---|---|---|---|---|---|---|---|---|---|---|---|---|---|---|
| 4 | Andrija Jelavic | F | 17:49 | 3-6 | 0-3 | 0-0 | 1 | 5 | 6 | 1 | 1 | 6 | 1 | 0 | 1 | 0 | 0 | 12 |
| 24 | Malachi Moreno | C | 32:18 | 2-4 | 0-1 | 3-4 | 0 | 4 | 4 | 4 | 3 | 7 | 3 | 1 | 0 | 3 | 0 | 6 |
| 00 | Otega Oweh | G | 35:24 | 9-18 | 2-6 | 1-2 | 1 | 2 | 3 | 3 | 2 | 21 | 2 | 2 | 2 | 0 | 0 | 7 |
| 1 | Denzel Aberdeen | G | 33:53 | 4-12 | 1-4 | 7-8 | 1 | 0 | 1 | 2 | 6 | 16 | 7 | 1 | 2 | 0 | 1 | 8 |
| 5 | Collin Chandler | G | 32:35 | 5-6 | 2-3 | 3-3 | 0 | 2 | 2 | 3 | 3 | 15 | 2 | 2 | 3 | 0 | 0 | 4 |
| 23 | Mouhamed Dioubate | | 19:43 | 3-5 | 0-0 | 3-4 | 2 | 5 | 7 | 2 | 2 | 9 | 2 | 2 | 0 | 2 | 1 | -10 |
| 10 | Brandon Garrison | | 09:30 | 0-0 | 0-0 | 0-0 | 0 | 1 | 1 | 4 | 1 | 0 | 0 | 0 | 0 | 4 | 0 | 2 |
| 3 | Kam Williams | | 12:42 | 1-2 | 1-2 | 0-0 | 0 | 0 | 0 | 0 | 0 | 3 | 0 | 0 | 0 | 0 | 0 | 3 |
| 2 | Jasper Johnson | | 06:07 | 0-2 | 0-2 | 1-2 | 0 | 0 | 0 | 2 | 1 | 1 | 1 | 1 | 1 | 0 | 0 | -2 |
| Team | | | | | | | 2 | 1 | 3 | 1 | | 0 | | 0 | | | | |
| **Totals** | | | | 27-55 | 6-21 | 18-23 | 7 | 20 | 27 | 22 | 19 | 78 | 18 | 9 | 9 | 9 | 2 | 6 |

| Shooting By Period | | | |
|---|---|---|---|
| 1st | FG% | 15-31 | 48.4% |
| | 3PT% | 2-11 | 18.2% |
| | FT% | 6-8 | 75% |
| 2nd | FG% | 12-24 | 50.0% |
| | 3PT% | 4-10 | 40.0% |
| | FT% | 12-15 | 80% |
| GM | FG% | 27-55 | 49.1% |
| | 3PT% | 6-21 | 28.6% |
| | FT% | 18-23 | 78.3% |

Dead Ball Rebounds: 2, 0

**Major Fouls:** Bench (TF) 2nd 0:22

**Missouri - 72** **Record: 20-12**

| NO. | Name | | Min | FG M-A | 3P M-A | FT M-A | Rebounds OR | DR | TOT | Fouls PF | FD | TP | AS | TO | ST | Blocks BS | BA | +/- |
|---|---|---|---|---|---|---|---|---|---|---|---|---|---|---|---|---|---|---|
| 11 | Trent Pierce | F | 31:54 | 2-5 | 1-4 | 2-3 | 0 | 2 | 2 | 3 | 1 | 7 | 0 | 1 | 1 | 0 | 0 | -13 |
| 25 | Mark Mitchell | F | 38:49 | 13-21 | 2-2 | 4-7 | 4 | 3 | 7 | 3 | 5 | 32 | 1 | 4 | 0 | 0 | 3 | -4 |
| 15 | Shawn Phillips Jr. | C | 18:48 | 3-3 | 0-0 | 2-4 | 1 | 4 | 5 | 5 | 4 | 8 | 1 | 2 | 0 | 1 | 0 | 10 |
| 5 | T.O. Barrett | G | 32:35 | 4-11 | 0-1 | 5-7 | 1 | 6 | 7 | 2 | 5 | 13 | 7 | 3 | 3 | 0 | 3 | -1 |
| 17 | Jayden Stone | G | 20:06 | 2-5 | 1-2 | 0-0 | 1 | 6 | 7 | 1 | 2 | 5 | 1 | 2 | 0 | 0 | 0 | -12 |
| 7 | Trent Burns | | 15:56 | 1-4 | 0-1 | 0-0 | 2 | 1 | 3 | 1 | 0 | 2 | 0 | 0 | 0 | 0 | 0 | -14 |
| 0 | Anthony Robinson II | | 28:49 | 0-4 | 0-1 | 0-0 | 0 | 1 | 1 | 4 | 2 | 0 | 0 | 2 | 3 | 0 | 3 | 2 |
| 35 | Jacob Crews | | 08:10 | 1-2 | 1-2 | 2-2 | 1 | 0 | 1 | 1 | 1 | 5 | 0 | 0 | 0 | 0 | 0 | 3 |
| 24 | Nicholas Randall | | 04:54 | 0-0 | 0-0 | 0-0 | 0 | 1 | 1 | 0 | 1 | 0 | 0 | 1 | 0 | 1 | 0 | -1 |
| Team | | | | | | | 1 | 0 | 1 | 0 | | 0 | | 0 | | | | |
| **Totals** | | | | 26-55 | 5-13 | 15-23 | 11 | 24 | 35 | 20 | 21 | 72 | 10 | 15 | 7 | 2 | 9 | -6 |

| Shooting By Period | | | |
|---|---|---|---|
| 1st | FG% | 10-27 | 37.0% |
| | 3PT% | 2-7 | 28.6% |
| | FT% | 7-11 | 63.6% |
| 2nd | FG% | 16-28 | 57.1% |
| | 3PT% | 3-6 | 50.0% |
| | FT% | 8-12 | 66.7% |
| GM | FG% | 26-55 | 47.3% |
| | 3PT% | 5-13 | 38.5% |
| | FT% | 15-23 | 65.2% |

Dead Ball Rebounds: 6, 0

**Major Fouls:** Phillips Jr. (F1) 2nd 10:28 Phillips Jr. (TF) 2nd 0:22

| | UKY | MIZ |
|---|---|---|
| **Biggest lead** | 16 (2nd 14:33) | 3 (1st 18:36) |
| **Best Scoring Run** | 8 (1st 5:04) | 7 (2nd 13:03) |
| **Lead Changes** | 3 | |
| **Times Tied** | 6 | |
| **Time with Lead** | 35:33 | 00:48 |

| Points from | UKY | MIZ |
|---|---|---|
| **Turnovers** | 17 | 13 |
| **Paint** | 42 | 38 |
| **Second Chance** | 9 | 16 |
| **Fast Breaks** | 11 | 6 |
| **Bench** | 13 | 7 |

| Period by Period Scoring | 1st | 2nd | TOT |
|---|---|---|---|
| **UKY** | 38 | 40 | 78 |
| **MIZ** | 29 | 43 | 72 |

NCAA LIVESTATS BY GENIUS SPORTS

Official Basketball Play by Play - First Half

# Kentucky at Missouri

03/12/26 Bridgestone Arena, Nashville

2025-26 Men's Basketball

**Game Time:** 12:32 PM
**Game Duration:** 2:21

**Officials:** Pat Adams, Byron Jarrett, Wil Howard

## Period 1

**Period Starters:**

| | | | | | |
|---|---|---|---|---|---|
| **MIZ** | 5 Barrett T | 11 Pierce T | 15 Phillips Jr. S | 17 Stone J | 25 Mitchell M |
| **UKY** | 00 Oweh O | 1 Aberdeen D | 4 Jelavic A | 5 Chandler C | 24 Moreno M |

| Game Time | MIZ | Score | Diff | UKY |
|---|---|---|---|---|
| 20:00 | 15 PHILLIPS JR. S jumpball lost | | | 24 MORENO M jumpball won |
| 19:41 | 11 PIERCE T steal (1) | | | 5 CHANDLER C turnover lost ball (1) |
| 19:22 | 15 PHILLIPS JR. S turnover lost ball (1) | | | |
| 18:58 | | | | 00 OWEH O 2pt FG from turnover outside the paint, jump shot missed |
| 18:54 | 17 STONE J defensive rebound (1) | | | |
| 18:36 | 17 STONE J 3pt FG , jump shot made (3) | **3-0** | **3** | |
| 18:22 | 15 PHILLIPS JR. S foul personal (1 - 1) | | | 1 ABERDEEN D foul drawn (1) |
| 18:16 | | **3-3** | **0** | 1 ABERDEEN D 3pt FG , jump shot made (3) |
| 18:16 | | | | 24 MORENO M assist (1) |
| 17:59 | 5 BARRETT T turnover bad pass (1) | | | 5 CHANDLER C steal (1) |
| 17:55 | | **3-5** | **-2** | 5 CHANDLER C 2pt FG fast break from turnover in the paint, dunk, made (2) |
| 17:27 | 25 MITCHELL M 2pt FG outside the paint, jump shot made (2) | **5-5** | **0** | |
| 17:02 | 15 PHILLIPS JR. S foul shooting (2 - 2) | | | 24 MORENO M foul drawn (1) |
| 17:02 | | **5-6** | **-1** | 24 MORENO M free throw 1 - 2 made (1) |
| 17:02 | 15 PHILLIPS JR. S substitution out | | | |
| 17:02 | 7 BURNS T substitution in | | | |
| 17:02 | | **5-7** | **-2** | 24 MORENO M free throw 2 - 2 made (2) |
| 16:40 | 11 PIERCE T turnover out of bounds (1) | | | |
| 16:21 | | | | 4 JELAVIC A 3pt FG from turnover, jump shot missed |
| 16:18 | 17 STONE J defensive rebound (2) | | | |
| 16:12 | 17 STONE J foul drawn (1) | | | 1 ABERDEEN D foul personal (1 - 1) |
| 16:07 | 5 BARRETT T 2pt FG in the paint, jump shot made (2) | **7-7** | **0** | |
| 15:50 | | **7-9** | **-2** | 24 MORENO M 2pt FG in the paint, layup made (4) |
| 15:50 | | | | 5 CHANDLER C assist (1) |
| 15:32 | 25 MITCHELL M turnover bad pass (1) | | | |
| 15:32 | Timeout media | | | |
| 15:32 | 17 STONE J substitution out | | | |
| 15:32 | 0 ROBINSON II A substitution in | | | |
| 15:20 | 7 BURNS T foul shooting (1 - 3) | | | 1 ABERDEEN D foul drawn (2) |
| 15:20 | | | | 1 ABERDEEN D free throw 1 - 2 missed |
| 15:20 | | | | offensive dead ball rebound (1) |
| 15:20 | | **7-10** | **-3** | 1 ABERDEEN D free throw 2 - 2 made (4) |
| 15:20 | | | | 4 JELAVIC A substitution out |
| 15:20 | | | | 23 DIOUBATE M substitution in |
| 15:02 | 5 BARRETT T 2pt FG in the paint, layup blocked | | | |
| 15:02 | | | | 24 MORENO M block (1) |
| 14:58 | | | | 24 MORENO M defensive rebound (1) |
| 14:41 | | **7-12** | **-5** | 23 DIOUBATE M 2pt FG in the paint, dunk, made (2) |
| 14:41 | | | | 5 CHANDLER C assist (2) |
| 14:19 | 25 MITCHELL M 2pt FG in the paint, layup missed | | | |
| 14:16 | | | | 23 DIOUBATE M defensive rebound (1) |
| 14:15 | | **7-14** | **-7** | 5 CHANDLER C 2pt FG fast break in the paint, dunk, made (4) |

Official Basketball Play by Play - First Half

# Kentucky at Missouri

03/12/26 Bridgestone Arena, Nashville

2025-26 Men's Basketball

**Game Time:** 12:32 PM
**Game Duration:** 2:21

**Officials:** Pat Adams, Byron Jarrett, Wil Howard

| Game Time | MIZ | Score | Diff | UKY |
|---|---|---|---|---|
| 14:15 | | | | 23 DIOUBATE M assist (1) |
| 14:12 | Timeout 30 Sec | | | |
| 13:58 | 11 PIERCE T 3pt FG , jump shot missed | | | |
| 13:55 | 25 MITCHELL M offensive rebound (1) | | | |
| 13:49 | 25 MITCHELL M 2pt FG second chance in the paint, hook shot made (4) | **9-14** | **-5** | |
| 13:25 | 5 BARRETT T steal (1) | | | 1 ABERDEEN D turnover bad pass (1) |
| 13:24 | 5 BARRETT T 2pt FG fast break from turnover in the paint, layup made (4) | **11-14** | **-3** | |
| 13:24 | 5 BARRETT T foul drawn (1) | | | 5 CHANDLER C foul shooting (1 - 2) |
| 13:24 | 7 BURNS T substitution out | | | |
| 13:24 | 15 PHILLIPS JR. S substitution in | | | |
| 13:24 | | | | 24 MORENO M substitution out |
| 13:24 | | | | 10 GARRISON B substitution in |
| 13:24 | 11 PIERCE T substitution out | | | |
| 13:24 | 35 CREWS J substitution in | | | |
| 13:24 | 5 BARRETT T free throw fast break 1 - 1 made (5) | **12-14** | **-2** | |
| 12:56 | | **12-16** | **-4** | 23 DIOUBATE M 2pt FG in the paint, layup made (4) |
| 12:56 | | | | 1 ABERDEEN D assist (1) |
| 12:44 | 15 PHILLIPS JR. S foul drawn (1) | | | 5 CHANDLER C foul shooting (2 - 3) |
| 12:44 | 15 PHILLIPS JR. S free throw 1 - 2 missed | | | |
| 12:44 | offensive dead ball rebound (1) | | | |
| 12:44 | | | | 5 CHANDLER C substitution out |
| 12:44 | | | | 3 WILLIAMS K substitution in |
| 12:44 | 15 PHILLIPS JR. S free throw 2 - 2 made (1) | **13-16** | **-3** | |
| 12:25 | | | | 23 DIOUBATE M 2pt FG in the paint, jump shot missed |
| 12:21 | 15 PHILLIPS JR. S defensive rebound (1) | | | |
| 12:16 | 0 ROBINSON II A 2pt FG in the paint, layup blocked | | | |
| 12:16 | | | | 10 GARRISON B block (1) |
| 12:12 | | | | 00 OWEH O defensive rebound (1) |
| 12:01 | | | | 00 OWEH O 2pt FG in the paint, jump shot missed |
| 12:01 | 5 BARRETT T defensive rebound (1) | | | |
| 11:55 | 5 BARRETT T 2pt FG in the paint, layup blocked | | | |
| 11:55 | | | | 10 GARRISON B block (2) |
| 11:55 | 25 MITCHELL M offensive rebound (2) | | | |
| 11:55 | 25 MITCHELL M 2pt FG second chance in the paint, jump shot made (6) | **15-16** | **-1** | |
| 11:55 | 25 MITCHELL M foul drawn (1) | | | 1 ABERDEEN D foul shooting (2 - 4) |
| 11:55 | Timeout media | | | |
| 11:55 | 5 BARRETT T substitution out | | | |
| 11:55 | 17 STONE J substitution in | | | |
| 11:55 | | | | 1 ABERDEEN D substitution out |
| 11:55 | | | | 2 JOHNSON J substitution in |
| 11:55 | 25 MITCHELL M free throw 1 - 1 made (7) | **16-16** | **0** | |
| 11:55 | 11 PIERCE T substitution in | | | |
| 11:55 | 25 MITCHELL M substitution out | | | |
| 11:38 | | | | 00 OWEH O 3pt FG , jump shot missed |
| 11:35 | | | | 23 DIOUBATE M offensive rebound (2) |
| 11:33 | | | | 2 JOHNSON J 3pt FG second chance, jump shot missed |
| 11:26 | 15 PHILLIPS JR. S defensive rebound (2) | | | |

Official Basketball Play by Play - First Half

# Kentucky at Missouri

03/12/26 Bridgestone Arena, Nashville

2025-26 Men's Basketball

**Game Time:** 12:32 PM
**Game Duration:** 2:21

**Officials:** Pat Adams, Byron Jarrett, Wil Howard

| Game Time | MIZ | Score | Diff | UKY |
|---|---|---|---|---|
| 11:11 | 17 STONE J 2pt FG outside the paint, jump shot missed | | | |
| 11:09 | | | | 23 DIOUBATE M defensive rebound (3) |
| 10:54 | 15 PHILLIPS JR. S foul shooting (3 - 4) | | | 23 DIOUBATE M foul drawn (1) |
| 10:54 | | **16-17** | **-1** | 23 DIOUBATE M free throw 1 - 2 made (5) |
| 10:54 | 15 PHILLIPS JR. S substitution out | | | |
| 10:54 | 7 BURNS T substitution in | | | |
| 10:54 | | | | 10 GARRISON B substitution out |
| 10:54 | | | | 24 MORENO M substitution in |
| 10:54 | | **16-18** | **-2** | 23 DIOUBATE M free throw 2 - 2 made (6) |
| 10:44 | 17 STONE J foul drawn (2) | | | 00 OWEH O foul personal (1 - 5) |
| 10:44 | 35 CREWS J substitution out | | | |
| 10:44 | 25 MITCHELL M substitution in | | | |
| 10:29 | 17 STONE J 3pt FG , jump shot missed | | | |
| 10:26 | | | | 24 MORENO M defensive rebound (2) |
| 10:16 | | | | 00 OWEH O 3pt FG , jump shot missed |
| 10:13 | 17 STONE J defensive rebound (3) | | | |
| 10:07 | 25 MITCHELL M turnover lost ball (2) | | | 00 OWEH O steal (1) |
| 10:02 | | **16-20** | **-4** | 00 OWEH O 2pt FG fast break from turnover in the paint, alleyoop made (2) |
| 10:02 | | | | 2 JOHNSON J assist (1) |
| 09:45 | 0 ROBINSON II A foul drawn (1) | | | 2 JOHNSON J foul personal (1 - 6) |
| 09:34 | 7 BURNS T 2pt FG in the paint, dunk, made (2) | **18-20** | **-2** | |
| 09:34 | 17 STONE J assist (1) | | | |
| 09:01 | | | | 00 OWEH O 3pt FG , jump shot missed |
| 08:57 | 17 STONE J defensive rebound (4) | | | |
| 08:30 | 11 PIERCE T foul drawn (1) | | | 2 JOHNSON J foul shooting (2 - 7) |
| 08:30 | 11 PIERCE T free throw 1 - 3 made (1) | **19-20** | **-1** | |
| 08:30 | 11 PIERCE T free throw 2 - 3 missed | | | |
| 08:30 | offensive dead ball rebound (2) | | | |
| 08:30 | | | | 00 OWEH O substitution out |
| 08:30 | | | | 2 JOHNSON J substitution out |
| 08:30 | | | | 23 DIOUBATE M substitution out |
| 08:30 | | | | 1 ABERDEEN D substitution in |
| 08:30 | | | | 4 JELAVIC A substitution in |
| 08:30 | | | | 5 CHANDLER C substitution in |
| 08:30 | 11 PIERCE T free throw 3 - 3 made (2) | **20-20** | **0** | |
| 08:19 | | **20-22** | **-2** | 4 JELAVIC A 2pt FG in the paint, dunk, made (2) |
| 08:19 | | | | 1 ABERDEEN D assist (2) |
| 07:55 | 7 BURNS T 3pt FG , jump shot missed | | | |
| 07:52 | | | | 4 JELAVIC A defensive rebound (1) |
| 07:42 | | | | 24 MORENO M 3pt FG , jump shot missed |
| 07:38 | 17 STONE J defensive rebound (5) | | | |
| 07:31 | 17 STONE J 2pt FG outside the paint, jump shot missed | | | |
| 07:29 | 25 MITCHELL M offensive rebound (3) | | | |
| 07:28 | 7 BURNS T 2pt FG second chance in the paint, jump shot missed | | | |
| 07:25 | 7 BURNS T offensive rebound (1) | | | |
| 07:24 | 7 BURNS T 2pt FG second chance outside the paint, jump shot missed | | | |
| 07:22 | | | | 4 JELAVIC A defensive rebound (2) |

Official Basketball Play by Play - First Half

# Kentucky at Missouri

03/12/26 Bridgestone Arena, Nashville

2025-26 Men's Basketball

**Game Time:** 12:32 PM
**Game Duration:** 2:21

**Officials:** Pat Adams, Byron Jarrett, Wil Howard

| Game Time | MIZ | Score | Diff | UKY |
|---|---|---|---|---|
| 07:07 | | **20-24** | **-4** | 24 MORENO M 2pt FG in the paint, turnaround jump shot made (6) |
| 07:07 | | | | 1 ABERDEEN D assist (3) |
| 06:48 | 25 MITCHELL M 2pt FG outside the paint, jump shot missed | | | |
| 06:44 | | | | 4 JELAVIC A defensive rebound (3) |
| 06:32 | | **20-26** | **-6** | 1 ABERDEEN D 2pt FG in the paint, layup made (6) |
| 06:05 | 0 ROBINSON II A 3pt FG , jump shot missed | | | |
| 06:01 | | | | 5 CHANDLER C defensive rebound (1) |
| 06:01 | 11 PIERCE T foul personal (1 - 5) | | | 5 CHANDLER C foul drawn (1) |
| 06:01 | Timeout media | | | |
| 06:01 | 17 STONE J substitution out | | | |
| 06:01 | 5 BARRETT T substitution in | | | |
| 06:01 | | | | 5 CHANDLER C substitution out |
| 06:01 | | | | 24 MORENO M substitution out |
| 06:01 | | | | 00 OWEH O substitution in |
| 06:01 | | | | 10 GARRISON B substitution in |
| 05:46 | | | | 4 JELAVIC A 3pt FG , jump shot missed |
| 05:42 | 7 BURNS T defensive rebound (2) | | | |
| 05:24 | 0 ROBINSON II A 2pt FG in the paint, layup blocked | | | |
| 05:24 | | | | 10 GARRISON B block (3) |
| 05:22 | | | | defensive rebound (11) |
| 05:09 | 5 BARRETT T foul personal (1 - 6) | | | 1 ABERDEEN D foul drawn (3) |
| 05:04 | | **20-28** | **-8** | 4 JELAVIC A 2pt FG in the paint, layup made (4) |
| 05:04 | | | | 1 ABERDEEN D assist (4) |
| 04:54 | 5 BARRETT T foul drawn (2) | | | 00 OWEH O foul shooting (2 - 8) |
| 04:54 | 5 BARRETT T free throw 1 - 2 missed | | | |
| 04:54 | offensive dead ball rebound (3) | | | |
| 04:54 | 7 BURNS T substitution out | | | |
| 04:54 | 24 RANDALL N substitution in | | | |
| 04:54 | | | | 10 GARRISON B substitution out |
| 04:54 | | | | 24 MORENO M substitution in |
| 04:54 | 5 BARRETT T free throw 2 - 2 missed | | | |
| 04:52 | | | | 4 JELAVIC A defensive rebound (4) |
| 04:31 | 0 ROBINSON II A substitution out | | | |
| 04:31 | 17 STONE J substitution in | | | |
| 04:26 | 5 BARRETT T steal (2) | | | 00 OWEH O turnover lost ball (1) |
| 04:22 | 5 BARRETT T 2pt FG from turnover in the paint, layup blocked | | | |
| 04:22 | | | | 24 MORENO M block (2) |
| 04:17 | 17 STONE J offensive rebound (6) | | | |
| 04:16 | 17 STONE J 2pt FG from turnover second chance in the paint, layup made (5) | **22-28** | **-6** | |
| 04:05 | | | | 1 ABERDEEN D 3pt FG , jump shot missed |
| 04:01 | | | | 4 JELAVIC A offensive rebound (5) |
| 03:58 | | **22-31** | **-9** | 3 WILLIAMS K 3pt FG second chance, jump shot made (3) |
| 03:58 | | | | 4 JELAVIC A assist (1) |
| 03:52 | 17 STONE J turnover bad pass (1) | | | 1 ABERDEEN D steal (1) |
| 03:44 | | | | 1 ABERDEEN D 2pt FG from turnover in the paint, layup missed |
| 03:40 | | | | 00 OWEH O offensive rebound (2) |
| 03:40 | | **22-33** | **-11** | 00 OWEH O 2pt FG from turnover second chance in the paint, tip-in layup made (4) |

Official Basketball Play by Play - First Half

# Kentucky at Missouri

03/12/26 Bridgestone Arena, Nashville

2025-26 Men's Basketball

**Game Time:** 12:32 PM
**Game Duration:** 2:21

**Officials:** Pat Adams, Byron Jarrett, Wil Howard

| Game Time | MIZ | Score | Diff | UKY |
|---|---|---|---|---|
| 03:25 | 25 MITCHELL M 2pt FG in the paint, jump shot made (9) | **24-33** | **-9** | |
| 03:05 | | **24-35** | **-11** | 4 JELAVIC A 2pt FG in the paint, jump shot made (6) |
| 02:50 | 24 RANDALL N foul drawn (1) | | | 24 MORENO M foul personal (1 - 9) |
| 02:50 | Timeout media | | | |
| 02:50 | 11 PIERCE T substitution out | | | |
| 02:50 | 35 CREWS J substitution in | | | |
| 02:50 | | | | 1 ABERDEEN D substitution out |
| 02:50 | | | | 3 WILLIAMS K substitution out |
| 02:50 | | | | 2 JOHNSON J substitution in |
| 02:50 | | | | 5 CHANDLER C substitution in |
| 02:50 | 5 BARRETT T 1&1 free throw 1 made (6) | **25-35** | **-10** | |
| 02:50 | 5 BARRETT T 1&1 free throw 2 made (7) | **26-35** | **-9** | |
| 02:39 | 5 BARRETT T steal (3) | | | 2 JOHNSON J turnover bad pass (1) |
| 02:31 | 35 CREWS J 3pt FG from turnover, jump shot missed | | | |
| 02:27 | | | | 5 CHANDLER C defensive rebound (2) |
| 02:05 | | | | 24 MORENO M 2pt FG in the paint, jump shot missed |
| 02:04 | | | | offensive rebound (16) |
| 01:46 | | **26-37** | **-11** | 00 OWEH O 2pt FG second chance in the paint, jump shot made (6) |
| 01:27 | 24 RANDALL N turnover bad pass (1) | | | 2 JOHNSON J steal (1) |
| 01:24 | 17 STONE J foul shooting (1 - 7) | | | 2 JOHNSON J foul drawn (1) |
| 01:24 | | | | 00 OWEH O substitution out |
| 01:24 | | | | 4 JELAVIC A substitution out |
| 01:24 | | | | 3 WILLIAMS K substitution in |
| 01:24 | | | | 23 DIOUBATE M substitution in |
| 01:24 | | **26-38** | **-12** | 2 JOHNSON J free throw fast break 1 - 2 made (1) |
| 01:24 | | | | 2 JOHNSON J free throw fast break 2 - 2 missed |
| 01:22 | 24 RANDALL N defensive rebound (1) | | | |
| 00:58 | 25 MITCHELL M 2pt FG in the paint, jump shot missed | | | |
| 00:55 | | | | 23 DIOUBATE M defensive rebound (4) |
| 00:39 | | | | 23 DIOUBATE M 2pt FG in the paint, layup blocked |
| 00:39 | 24 RANDALL N block (1) | | | |
| 00:39 | | | | offensive rebound (18) |
| 00:32 | | | | 2 JOHNSON J 3pt FG second chance, jump shot missed |
| 00:29 | 25 MITCHELL M defensive rebound (4) | | | |
| 00:15 | 35 CREWS J 3pt FG , jump shot made (3) | **29-38** | **-9** | |
| 00:15 | 5 BARRETT T assist (1) | | | |
| 00:07 | | | | Timeout 30 Sec |
| 00:07 | 5 BARRETT T substitution out | | | |
| 00:07 | 0 ROBINSON II A substitution in | | | |
| 00:07 | | | | 2 JOHNSON J substitution out |
| 00:07 | | | | 3 WILLIAMS K substitution out |
| 00:07 | | | | 23 DIOUBATE M substitution out |
| 00:07 | | | | 00 OWEH O substitution in |
| 00:07 | | | | 1 ABERDEEN D substitution in |
| 00:07 | | | | 4 JELAVIC A substitution in |
| 00:00 | | | | 1 ABERDEEN D 2pt FG outside the paint, jump shot missed |
| 00:00 | 25 MITCHELL M defensive rebound (5) | | | |
| **END OF PERIOD** | | | | |

Official Basketball Play by Play - First Half

# Kentucky at Missouri

03/12/26 Bridgestone Arena, Nashville

2025-26 Men's Basketball

**Game Time:** 12:32 PM
**Game Duration:** 2:21

**Officials:** Pat Adams, Byron Jarrett, Wil Howard

| Game Time | MIZ | Score | Diff | UKY |
|---|---|---|---|---|
| | | **MIZ 29-38 UKY** | | |

Official Basketball Box Score - First Half

# Kentucky at Missouri

03/12/26 Bridgestone Arena, Nashville

2025-26 Men's Basketball

**Game Time:** 12:32 PM
**Game Duration:** 2:21

**Officials:** Pat Adams, Byron Jarrett, Wil Howard

**Kentucky - 38**

| NO. | Name | | Min | FG M-A | 3P M-A | FT M-A | Rebounds OR | DR | TOT | Fouls PF | FD | TP | AS | TO | ST | Blocks BS | BA | +/- |
|---|---|---|---|---|---|---|---|---|---|---|---|---|---|---|---|---|---|---|
| 4 | Andrija Jelavic | F | 11:54 | 3-5 | 0-2 | 0-0 | 1 | 4 | 5 | 0 | 0 | 6 | 1 | 0 | 0 | 0 | 0 | 13 |
| 24 | Malachi Moreno | C | 16:23 | 2-4 | 0-1 | 2-2 | 0 | 2 | 2 | 1 | 1 | 6 | 1 | 0 | 0 | 2 | 0 | 9 |
| 00 | Otega Oweh | G | 16:15 | 3-8 | 0-3 | 0-0 | 1 | 1 | 2 | 2 | 0 | 6 | 0 | 1 | 1 | 0 | 0 | 6 |
| 1 | Denzel Aberdeen | G | 13:53 | 2-5 | 1-2 | 1-2 | 0 | 0 | 0 | 2 | 3 | 6 | 4 | 1 | 1 | 0 | 0 | 11 |
| 5 | Collin Chandler | G | 12:35 | 2-2 | 0-0 | 0-0 | 0 | 2 | 2 | 2 | 1 | 4 | 2 | 1 | 1 | 0 | 0 | 7 |
| 23 | Mouhamed Dioubate | | 08:06 | 2-4 | 0-0 | 2-2 | 1 | 3 | 4 | 0 | 1 | 6 | 1 | 0 | 0 | 0 | 1 | -4 |
| 10 | Brandon Garrison | | 03:37 | 0-0 | 0-0 | 0-0 | 0 | 0 | 0 | 0 | 0 | 0 | 0 | 0 | 0 | 3 | 0 | 0 |
| 3 | Kam Williams | | 11:10 | 1-1 | 1-1 | 0-0 | 0 | 0 | 0 | 0 | 0 | 3 | 0 | 0 | 0 | 0 | 0 | 5 |
| 2 | Jasper Johnson | | 06:07 | 0-2 | 0-2 | 1-2 | 0 | 0 | 0 | 2 | 1 | 1 | 1 | 1 | 1 | 0 | 0 | -2 |
| Team | | | | | | | 2 | 1 | 3 | 0 | | 0 | | 0 | | | | |
| **Totals** | | | | 15-31 | 2-11 | 6-8 | 5 | 13 | 18 | 9 | 7 | 38 | 10 | 4 | 4 | 5 | 1 | 9 |

**Major Fouls:** NONE

| Shooting By Period | | | |
|---|---|---|---|
| 1st | FG% | 15-31 | 48.4% |
| | 3PT% | 2-11 | 18.2% |
| | FT% | 6-8 | 75% |
| GM | FG% | 15-31 | 48.4% |
| | 3PT% | 2-11 | 18.2% |
| | FT% | 6-8 | 75.0% |

Dead Ball Rebounds: 1, 0

**Missouri - 29**

| NO. | Name | | Min | FG M-A | 3P M-A | FT M-A | Rebounds OR | DR | TOT | Fouls PF | FD | TP | AS | TO | ST | Blocks BS | BA | +/- |
|---|---|---|---|---|---|---|---|---|---|---|---|---|---|---|---|---|---|---|
| 11 | Trent Pierce | F | 15:41 | 0-1 | 0-1 | 2-3 | 0 | 0 | 0 | 1 | 1 | 2 | 0 | 1 | 1 | 0 | 0 | -14 |
| 25 | Mark Mitchell | F | 18:49 | 4-7 | 0-0 | 1-1 | 3 | 2 | 5 | 0 | 1 | 9 | 0 | 2 | 0 | 0 | 0 | -7 |
| 15 | Shawn Phillips Jr. | C | 05:28 | 0-0 | 0-0 | 1-2 | 0 | 2 | 2 | 3 | 1 | 1 | 0 | 1 | 0 | 0 | 0 | 1 |
| 5 | T.O. Barrett | G | 13:58 | 2-5 | 0-0 | 3-5 | 0 | 1 | 1 | 1 | 2 | 7 | 1 | 1 | 3 | 0 | 3 | -4 |
| 17 | Jayden Stone | G | 14:53 | 2-5 | 1-2 | 0-0 | 1 | 5 | 6 | 1 | 2 | 5 | 1 | 1 | 0 | 0 | 0 | -8 |
| 7 | Trent Burns | | 09:38 | 1-4 | 0-1 | 0-0 | 1 | 1 | 2 | 1 | 0 | 2 | 0 | 0 | 0 | 0 | 0 | -9 |
| 0 | Anthony Robinson II | | 11:09 | 0-3 | 0-1 | 0-0 | 0 | 0 | 0 | 0 | 1 | 0 | 0 | 0 | 0 | 0 | 2 | -6 |
| 35 | Jacob Crews | | 05:30 | 1-2 | 1-2 | 0-0 | 0 | 0 | 0 | 0 | 0 | 3 | 0 | 0 | 0 | 0 | 0 | 3 |
| 24 | Nicholas Randall | | 04:54 | 0-0 | 0-0 | 0-0 | 0 | 1 | 1 | 0 | 1 | 0 | 0 | 1 | 0 | 1 | 0 | -1 |
| Team | | | | | | | 0 | 0 | 0 | 0 | | 0 | | 0 | | | | |
| **Totals** | | | | 10-27 | 2-7 | 7-11 | 5 | 12 | 17 | 7 | 9 | 29 | 2 | 7 | 4 | 1 | 5 | -9 |

**Major Fouls:** NONE

| Shooting By Period | | | |
|---|---|---|---|
| 1st | FG% | 10-27 | 37.0% |
| | 3PT% | 2-7 | 28.6% |
| | FT% | 7-11 | 63.6% |
| GM | FG% | 10-27 | 37.0% |
| | 3PT% | 2-7 | 28.6% |
| | FT% | 7-11 | 63.6% |

Dead Ball Rebounds: 3, 0

| | UKY | MIZ |
|---|---|---|
| **Biggest lead** | 12 (1st 1:24) | 3 (1st 18:36) |
| **Best Scoring Run** | 8 (1st 5:04) | 5 (1st 13:24) |
| **Lead Changes** | 1 | |
| **Times Tied** | 5 | |
| **Time with Lead** | 16:01 | 00:20 |

| Points from | UKY | MIZ |
|---|---|---|
| **Turnovers** | 8 | 5 |
| **Paint** | 26 | 14 |
| **Second Chance** | 7 | 7 |
| **Fast Breaks** | 7 | 3 |
| **Bench** | 10 | 5 |

| Period by Period Scoring | 1st | 2nd | TOT |
|---|---|---|---|
| **UKY** | 38 | 40 | 78 |
| **MIZ** | 29 | 43 | 72 |

NCAA LIVESTATS BY GENIUS SPORTS

Official Basketball Play by Play - Second Half

# Kentucky at Missouri

03/12/26 Bridgestone Arena, Nashville

2025-26 Men's Basketball

**Game Time:** 12:32 PM
**Game Duration:** 2:21

**Officials:** Pat Adams, Byron Jarrett, Wil Howard

## Period 2

**Period Starters:**

| | | | | | |
|---|---|---|---|---|---|
| **MIZ** | 5 Barrett T | 7 Burns T | 11 Pierce T | 17 Stone J | 25 Mitchell M |
| **UKY** | 00 Oweh O | 1 Aberdeen D | 4 Jelavic A | 5 Chandler C | 24 Moreno M |

| Game Time | MIZ | Score | Diff | UKY |
|---|---|---|---|---|
| 20:00 | 0 ROBINSON II A substitution out | | | |
| 20:00 | 24 RANDALL N substitution out | | | |
| 20:00 | 35 CREWS J substitution out | | | |
| 20:00 | 5 BARRETT T substitution in | | | |
| 20:00 | 7 BURNS T substitution in | | | |
| 20:00 | 11 PIERCE T substitution in | | | |
| 19:42 | 25 MITCHELL M 2pt FG in the paint, layup missed | | | |
| 19:37 | | | | 4 JELAVIC A defensive rebound (6) |
| 19:20 | | **29-41** | **-12** | 5 CHANDLER C 3pt FG , jump shot made (7) |
| 19:20 | | | | 24 MORENO M assist (2) |
| 18:46 | 25 MITCHELL M 2pt FG outside the paint, jump shot missed | | | |
| 18:42 | 7 BURNS T offensive rebound (3) | | | |
| 18:40 | 5 BARRETT T foul drawn (3) | | | 00 OWEH O foul personal (3 - 1) |
| 18:31 | 5 BARRETT T foul drawn (4) | | | 24 MORENO M foul personal (2 - 2) |
| 18:19 | 5 BARRETT T 2pt FG second chance in the paint, layup made (9) | **31-41** | **-10** | |
| 18:07 | | | | 00 OWEH O 2pt FG in the paint, layup missed |
| 18:04 | 5 BARRETT T defensive rebound (2) | | | |
| 18:01 | 5 BARRETT T turnover bad pass (2) | | | 1 ABERDEEN D steal (2) |
| 17:55 | | **31-43** | **-12** | 1 ABERDEEN D 2pt FG fast break from turnover in the paint, layup made (8) |
| 17:55 | | | | 00 OWEH O assist (1) |
| 17:45 | 17 STONE J turnover bad pass (2) | | | 4 JELAVIC A steal (1) |
| 17:40 | | **31-45** | **-14** | 00 OWEH O 2pt FG fast break from turnover in the paint, layup made (8) |
| 17:40 | | | | 1 ABERDEEN D assist (5) |
| 17:40 | Timeout 30 Sec | | | |
| 17:40 | 5 BARRETT T substitution out | | | |
| 17:40 | 7 BURNS T substitution out | | | |
| 17:40 | 0 ROBINSON II A substitution in | | | |
| 17:40 | 15 PHILLIPS JR. S substitution in | | | |
| 17:25 | 25 MITCHELL M 2pt FG in the paint, layup made (11) | **33-45** | **-12** | |
| 17:02 | 0 ROBINSON II A foul personal (1 - 1) | | | 4 JELAVIC A foul drawn (1) |
| 16:45 | | **33-47** | **-14** | 5 CHANDLER C 2pt FG in the paint, driving layup made (9) |
| 16:35 | 0 ROBINSON II A turnover lost ball (1) | | | 5 CHANDLER C steal (2) |
| 16:26 | | | | 5 CHANDLER C 3pt FG from turnover, jump shot missed |
| 16:23 | 17 STONE J defensive rebound (7) | | | |
| 16:18 | 11 PIERCE T 3pt FG , jump shot missed | | | |
| 16:17 | offensive dead ball rebound (4) | | | |
| 16:17 | 25 MITCHELL M foul drawn (2) | | | 4 JELAVIC A foul personal (1 - 3) |
| 16:17 | 5 BARRETT T substitution in | | | |
| 16:17 | 11 PIERCE T substitution out | | | |
| 16:17 | | | | 00 OWEH O substitution out |
| 16:17 | | | | 3 WILLIAMS K substitution in |

Official Basketball Play by Play - Second Half

# Kentucky at Missouri

03/12/26 Bridgestone Arena, Nashville

2025-26 Men's Basketball

**Game Time:** 12:32 PM
**Game Duration:** 2:21

**Officials:** Pat Adams, Byron Jarrett, Wil Howard

| Game Time | MIZ | Score | Diff | UKY |
|---|---|---|---|---|
| 16:15 | 25 MITCHELL M 2pt FG second chance in the paint, dunk, made (13) | **35-47** | **-12** | |
| 16:15 | 5 BARRETT T assist (2) | | | |
| 15:53 | | | | 3 WILLIAMS K 3pt FG , jump shot missed |
| 15:46 | 0 ROBINSON II A defensive rebound (1) | | | |
| 15:40 | 25 MITCHELL M 2pt FG in the paint, turnaround jump shot made (15) | **37-47** | **-10** | |
| 15:26 | 5 BARRETT T foul personal (2 - 2) | | | 24 MORENO M foul drawn (2) |
| 15:26 | Timeout media | | | |
| 15:26 | | | | 4 JELAVIC A substitution out |
| 15:26 | | | | 3 WILLIAMS K substitution out |
| 15:26 | | | | 00 OWEH O substitution in |
| 15:26 | | | | 23 DIOUBATE M substitution in |
| 15:08 | | **37-50** | **-13** | 00 OWEH O 3pt FG , jump shot made (11) |
| 15:08 | | | | 23 DIOUBATE M assist (2) |
| 14:47 | 0 ROBINSON II A turnover out of bounds (2) | | | |
| 14:47 | 17 STONE J substitution out | | | |
| 14:47 | 35 CREWS J substitution in | | | |
| 14:36 | 0 ROBINSON II A foul personal (2 - 3) | | | 00 OWEH O foul drawn (1) |
| 14:33 | 25 MITCHELL M foul shooting (1 - 4) | | | 5 CHANDLER C foul drawn (2) |
| 14:33 | | **37-51** | **-14** | 5 CHANDLER C free throw 1 - 3 made (10) |
| 14:33 | | **37-52** | **-15** | 5 CHANDLER C free throw 2 - 3 made (11) |
| 14:33 | | **37-53** | **-16** | 5 CHANDLER C free throw 3 - 3 made (12) |
| 14:19 | 15 PHILLIPS JR. S 2pt FG in the paint, dunk, made (3) | **39-53** | **-14** | |
| 14:19 | 25 MITCHELL M assist (1) | | | |
| 14:10 | | | | 00 OWEH O 2pt FG outside the paint, jump shot missed |
| 14:06 | 5 BARRETT T defensive rebound (3) | | | |
| 13:56 | 25 MITCHELL M 2pt FG in the paint, jump shot blocked | | | |
| 13:56 | | | | 24 MORENO M block (3) |
| 13:52 | | | | 24 MORENO M defensive rebound (3) |
| 13:47 | | | | 24 MORENO M turnover offensive goal tending (1) |
| 13:47 | | | | 24 MORENO M substitution out |
| 13:47 | | | | 10 GARRISON B substitution in |
| 13:34 | 15 PHILLIPS JR. S 2pt FG from turnover in the paint, dunk, made (5) | **41-53** | **-12** | |
| 13:34 | 5 BARRETT T assist (3) | | | |
| 13:34 | 15 PHILLIPS JR. S foul drawn (2) | | | 10 GARRISON B foul shooting (1 - 4) |
| 13:34 | 15 PHILLIPS JR. S free throw 1 - 1 made (6) | **42-53** | **-11** | |
| 13:24 | 35 CREWS J foul personal (1 - 5) | | | 10 GARRISON B foul drawn (1) |
| 13:12 | | | | 1 ABERDEEN D 2pt FG in the paint, jump shot blocked |
| 13:12 | 15 PHILLIPS JR. S block (1) | | | |
| 13:08 | 5 BARRETT T defensive rebound (4) | | | |
| 13:03 | 5 BARRETT T 2pt FG in the paint, layup made (11) | **44-53** | **-9** | |
| 12:57 | | | | Timeout 30 Sec |
| 12:43 | | **44-56** | **-12** | 00 OWEH O 3pt FG , jump shot made (14) |
| 12:43 | | | | 1 ABERDEEN D assist (6) |
| 12:30 | 15 PHILLIPS JR. S foul drawn (3) | | | 10 GARRISON B foul personal (2 - 5) |
| 12:30 | 35 CREWS J substitution out | | | |
| 12:30 | 11 PIERCE T substitution in | | | |
| 12:30 | | | | 10 GARRISON B substitution out |

Official Basketball Play by Play - Second Half

# Kentucky at Missouri

03/12/26 Bridgestone Arena, Nashville

2025-26 Men's Basketball

**Game Time:** 12:32 PM
**Game Duration:** 2:21

**Officials:** Pat Adams, Byron Jarrett, Wil Howard

| Game Time | MIZ | Score | Diff | UKY |
|---|---|---|---|---|
| 12:30 | | | | 24 MORENO M substitution in |
| 12:19 | 25 MITCHELL M 3pt FG , jump shot made (18) | **47-56** | **-9** | |
| 12:19 | 5 BARRETT T assist (4) | | | |
| 11:44 | | **47-58** | **-11** | 23 DIOUBATE M 2pt FG in the paint, jump shot made (8) |
| 11:44 | | | | 00 OWEH O assist (2) |
| 11:25 | 5 BARRETT T 2pt FG in the paint, jump shot missed | | | |
| 11:24 | 15 PHILLIPS JR. S offensive rebound (3) | | | |
| 11:25 | 15 PHILLIPS JR. S 2pt FG second chance in the paint, layup made (8) | **49-58** | **-9** | |
| 11:25 | 15 PHILLIPS JR. S foul drawn (4) | | | 23 DIOUBATE M foul shooting (1 - 6) |
| 11:25 | Timeout media | | | |
| 11:25 | 15 PHILLIPS JR. S free throw 1 - 1 missed | | | |
| 11:23 | | | | 23 DIOUBATE M defensive rebound (5) |
| 11:13 | 0 ROBINSON II A steal (1) | | | 23 DIOUBATE M turnover lost ball (1) |
| 11:07 | 11 PIERCE T 2pt FG fast break from turnover in the paint, layup made (4) | **51-58** | **-7** | |
| 11:07 | 5 BARRETT T assist (5) | | | |
| 10:47 | | | | 1 ABERDEEN D 3pt FG , jump shot missed |
| 10:44 | 15 PHILLIPS JR. S defensive rebound (4) | | | |
| 10:28 | 5 BARRETT T foul drawn (5) | | | 24 MORENO M foul shooting (3 - 7) |
| 10:28 | 5 BARRETT T free throw 1 - 2 made (12) | **52-58** | **-6** | |
| 10:28 | 5 BARRETT T free throw 2 - 2 made (13) | **53-58** | **-5** | |
| 10:28 | 15 PHILLIPS JR. S foul flagrant 1 (4 - 6) | | | 23 DIOUBATE M foul drawn (2) |
| 10:28 | | | | 23 DIOUBATE M free throw 1 - 2 missed |
| 10:28 | | | | offensive dead ball rebound (2) |
| 10:28 | | **53-59** | **-6** | 23 DIOUBATE M free throw 2 - 2 made (9) |
| 10:28 | 15 PHILLIPS JR. S substitution out | | | |
| 10:28 | 7 BURNS T substitution in | | | |
| 10:28 | | | | 23 DIOUBATE M substitution out |
| 10:28 | | | | 4 JELAVIC A substitution in |
| 10:00 | 11 PIERCE T foul shooting (2 - 7) | | | 24 MORENO M foul drawn (3) |
| 10:00 | | **53-60** | **-7** | 24 MORENO M free throw 1 - 2 made (7) |
| 10:00 | | | | 24 MORENO M free throw 2 - 2 missed |
| 09:58 | 5 BARRETT T defensive rebound (5) | | | |
| 09:43 | 25 MITCHELL M 2pt FG in the paint, jump shot made (20) | **55-60** | **-5** | |
| 09:43 | 5 BARRETT T assist (6) | | | |
| 09:24 | | | | 4 JELAVIC A 3pt FG , jump shot missed |
| 09:21 | 5 BARRETT T defensive rebound (6) | | | |
| 09:07 | 25 MITCHELL M foul drawn (3) | | | 24 MORENO M foul shooting (4 - 8) |
| 09:07 | 25 MITCHELL M free throw 1 - 2 made (21) | **56-60** | **-4** | |
| 09:07 | | | | 4 JELAVIC A substitution out |
| 09:07 | | | | 24 MORENO M substitution out |
| 09:07 | | | | 10 GARRISON B substitution in |
| 09:07 | | | | 23 DIOUBATE M substitution in |
| 09:07 | 25 MITCHELL M free throw 2 - 2 missed | | | |
| 09:05 | 5 BARRETT T offensive rebound (7) | | | |
| 08:51 | 0 ROBINSON II A 2pt FG second chance in the paint, jump shot blocked | | | |
| 08:51 | | | | 23 DIOUBATE M block (1) |
| 08:47 | | | | 10 GARRISON B defensive rebound (1) |

Official Basketball Play by Play - Second Half

# Kentucky at Missouri

03/12/26 Bridgestone Arena, Nashville

2025-26 Men's Basketball

**Game Time:** 12:32 PM
**Game Duration:** 2:21

**Officials:** Pat Adams, Byron Jarrett, Wil Howard

| Game Time | MIZ | Score | Diff | UKY |
|---|---|---|---|---|
| 08:41 | 0 ROBINSON II A steal (2) | | | 00 OWEH O turnover lost ball (2) |
| 08:36 | 25 MITCHELL M foul drawn (4) | | | 10 GARRISON B foul shooting (3 - 9) |
| 08:36 | 25 MITCHELL M free throw fast break 1 - 2 missed | | | |
| 08:36 | offensive dead ball rebound (5) | | | |
| 08:36 | 25 MITCHELL M free throw fast break 2 - 2 made (22) | **57-60** | **-3** | |
| 08:20 | | | | 1 ABERDEEN D 2pt FG outside the paint, jump shot missed |
| 08:17 | 25 MITCHELL M defensive rebound (6) | | | |
| 08:04 | 25 MITCHELL M foul offensive (2 - 8) | | | 5 CHANDLER C foul drawn (3) |
| 08:04 | 25 MITCHELL M turnover offensive (3) | | | |
| 07:54 | 0 ROBINSON II A foul drawn (2) | | | 23 DIOUBATE M foul offensive (2 - 10) |
| 07:54 | | | | 23 DIOUBATE M turnover offensive (2) |
| 07:54 | Timeout media | | | |
| 07:34 | 25 MITCHELL M 2pt FG from turnover in the paint, jump shot blocked | | | |
| 07:34 | | | | 10 GARRISON B block (4) |
| 07:32 | offensive rebound (30) | | | |
| 07:27 | 5 BARRETT T 3pt FG from turnover second chance, jump shot missed | | | |
| 07:23 | | | | 23 DIOUBATE M defensive rebound (6) |
| 06:55 | | **57-63** | **-6** | 5 CHANDLER C 3pt FG , jump shot made (15) |
| 06:55 | | | | 1 ABERDEEN D assist (7) |
| 06:31 | 25 MITCHELL M 2pt FG in the paint, jump shot blocked | | | |
| 06:31 | | | | 23 DIOUBATE M block (2) |
| 06:29 | 25 MITCHELL M offensive rebound (7) | | | |
| 06:30 | 25 MITCHELL M foul drawn (5) | | | 10 GARRISON B foul shooting (4 - 11) |
| 06:30 | 25 MITCHELL M free throw 1 - 2 missed | | | |
| 06:30 | offensive dead ball rebound (6) | | | |
| 06:30 | 7 BURNS T substitution out | | | |
| 06:30 | 15 PHILLIPS JR. S substitution in | | | |
| 06:30 | | | | 10 GARRISON B substitution out |
| 06:30 | | | | 24 MORENO M substitution in |
| 06:30 | 25 MITCHELL M free throw 2 - 2 made (23) | **58-63** | **-5** | |
| 06:10 | | **58-65** | **-7** | 00 OWEH O 2pt FG in the paint, turnaround jump shot made (16) |
| 05:52 | 5 BARRETT T turnover bad pass (3) | | | 5 CHANDLER C steal (3) |
| 05:47 | | | | 00 OWEH O 2pt FG from turnover in the paint, jump shot missed |
| 05:44 | 11 PIERCE T defensive rebound (1) | | | |
| 05:38 | 25 MITCHELL M 2pt FG in the paint, dunk, made (25) | **60-65** | **-5** | |
| 05:06 | | | | 1 ABERDEEN D 2pt FG outside the paint, jump shot missed |
| 05:02 | | | | 23 DIOUBATE M offensive rebound (7) |
| 04:58 | | | | 00 OWEH O 3pt FG second chance, jump shot missed |
| 04:54 | | | | 1 ABERDEEN D offensive rebound (1) |
| 04:56 | 0 ROBINSON II A foul personal (3 - 9) | | | 1 ABERDEEN D foul drawn (4) |
| 04:56 | | **60-66** | **-6** | 1 ABERDEEN D 1&1 free throw 1 made (9) |
| 04:56 | | **60-67** | **-7** | 1 ABERDEEN D 1&1 free throw 2 made (10) |
| 04:41 | 25 MITCHELL M 3pt FG , jump shot made (28) | **63-67** | **-4** | |
| 04:41 | 5 BARRETT T assist (7) | | | |
| 04:21 | | | | 1 ABERDEEN D 3pt FG , jump shot missed |
| 04:18 | 15 PHILLIPS JR. S defensive rebound (5) | | | |
| 04:02 | 11 PIERCE T 3pt FG , jump shot made (7) | **66-67** | **-1** | |

Official Basketball Play by Play - Second Half

# Kentucky at Missouri

03/12/26 Bridgestone Arena, Nashville

2025-26 Men's Basketball

**Game Time:** 12:32 PM
**Game Duration:** 2:21

**Officials:** Pat Adams, Byron Jarrett, Wil Howard

| Game Time | MIZ | Score | Diff | UKY |
|---|---|---|---|---|
| 04:02 | 15 PHILLIPS JR. S assist (1) | | | |
| 03:38 | | **66-69** | **-3** | 00 OWEH O 2pt FG in the paint, jump shot made (18) |
| 03:18 | 25 MITCHELL M 2pt FG in the paint, turnaround jump shot made (30) | **68-69** | **-1** | |
| 02:59 | 0 ROBINSON II A steal (3) | | | 5 CHANDLER C turnover lost ball (2) |
| 02:51 | Timeout 30 Sec | | | |
| 02:51 | | | | 23 DIOUBATE M substitution out |
| 02:51 | | | | 10 GARRISON B substitution in |
| 02:34 | 25 MITCHELL M 2pt FG from turnover outside the paint, turnaround jump shot made (32) | **70-69** | **1** | |
| 02:06 | 0 ROBINSON II A foul personal (4 - 10) | | | 1 ABERDEEN D foul drawn (5) |
| 02:06 | | **70-70** | **0** | 1 ABERDEEN D free throw 1 - 2 made (11) |
| 02:06 | | **70-71** | **-1** | 1 ABERDEEN D free throw 2 - 2 made (12) |
| 01:36 | 5 BARRETT T 2pt FG outside the paint, jump shot missed | | | |
| 01:32 | | | | 24 MORENO M defensive rebound (4) |
| 01:13 | | **70-73** | **-3** | 00 OWEH O 2pt FG in the paint, jump shot made (20) |
| 01:06 | Timeout 60 Sec | | | |
| 00:52 | 25 MITCHELL M turnover lost ball (4) | | | 00 OWEH O steal (2) |
| 00:52 | | | | 10 GARRISON B substitution out |
| 00:52 | | | | 3 WILLIAMS K substitution in |
| 00:22 | | **70-75** | **-5** | 1 ABERDEEN D 2pt FG from turnover in the paint, jump shot made (14) |
| 00:22 | | | | 24 MORENO M assist (3) |
| 00:22 | | | | Timeout 60 Sec |
| 00:22 | | | | foul bench class A technical (12) |
| 00:22 | 15 PHILLIPS JR. S foul class A technical (5 - 11) | | | |
| 00:22 | 15 PHILLIPS JR. S turnover offensive (2) | | | |
| 00:22 | 15 PHILLIPS JR. S substitution out | | | |
| 00:22 | 35 CREWS J substitution in | | | |
| 00:22 | | | | 3 WILLIAMS K substitution out |
| 00:22 | | | | 23 DIOUBATE M substitution in |
| 00:14 | 5 BARRETT T 2pt FG in the paint, layup missed | | | |
| 00:11 | | | | 00 OWEH O defensive rebound (3) |
| 00:12 | 25 MITCHELL M foul personal (3 - 12) | | | 00 OWEH O foul drawn (2) |
| 00:12 | | **70-76** | **-6** | 00 OWEH O free throw 1 - 2 made (21) |
| 00:12 | | | | 24 MORENO M substitution out |
| 00:12 | | | | 3 WILLIAMS K substitution in |
| 00:12 | | | | 00 OWEH O free throw 2 - 2 missed |
| 00:10 | 11 PIERCE T defensive rebound (2) | | | |
| 00:07 | 11 PIERCE T 3pt FG , jump shot missed | | | |
| 00:04 | 35 CREWS J offensive rebound (1) | | | |
| 00:04 | 35 CREWS J foul drawn (1) | | | 5 CHANDLER C foul personal (3 - 13) |
| 00:04 | 35 CREWS J free throw 1 - 2 made (4) | **71-76** | **-5** | |
| 00:04 | | | | 3 WILLIAMS K substitution out |
| 00:04 | | | | 24 MORENO M substitution in |
| 00:04 | 35 CREWS J free throw 2 - 2 made (5) | **72-76** | **-4** | |
| 00:02 | 11 PIERCE T foul personal (3 - 13) | | | 1 ABERDEEN D foul drawn (6) |
| 00:02 | | **72-77** | **-5** | 1 ABERDEEN D free throw 1 - 2 made (15) |
| 00:02 | | | | 24 MORENO M substitution out |
| 00:02 | | | | 3 WILLIAMS K substitution in |

Official Basketball Play by Play - Second Half

# Kentucky at Missouri

03/12/26 Bridgestone Arena, Nashville

2025-26 Men's Basketball

**Game Time:** 12:32 PM
**Game Duration:** 2:21

**Officials:** Pat Adams, Byron Jarrett, Wil Howard

| Game Time | MIZ | Score | Diff | UKY |
|---|---|---|---|---|
| 00:02 | | **72-78** | **-6** | 1 ABERDEEN D free throw 2 - 2 made (16) |
| **END OF GAME** | | | | |
| **MIZ 72-78 UKY** | | | | |

Official Basketball Box Score - Second Half

# Kentucky at Missouri

03/12/26 Bridgestone Arena, Nashville

2025-26 Men's Basketball

**Game Time:** 12:32 PM
**Game Duration:** 2:21

**Officials:** Pat Adams, Byron Jarrett, Wil Howard

**Kentucky - 40**

| NO. | Name | | Min | FG M-A | 3P M-A | FT M-A | Rebounds OR | DR | TOT | Fouls PF | FD | TP | AS | TO | ST | Blocks BS | BA | +/- |
|---|---|---|---|---|---|---|---|---|---|---|---|---|---|---|---|---|---|---|
| 4 | Andrija Jelavic | F | 05:55 | 0-1 | 0-1 | 0-0 | 0 | 1 | 1 | 1 | 1 | 0 | 0 | 0 | 1 | 0 | 0 | -1 |
| 24 | Malachi Moreno | C | 15:55 | 0-0 | 0-0 | 1-2 | 0 | 2 | 2 | 3 | 2 | 1 | 2 | 1 | 0 | 1 | 0 | -3 |
| 00 | Otega Oweh | G | 19:09 | 6-10 | 2-3 | 1-2 | 0 | 1 | 1 | 1 | 2 | 15 | 2 | 1 | 1 | 0 | 0 | 1 |
| 1 | Denzel Aberdeen | G | 20:00 | 2-7 | 0-2 | 6-6 | 1 | 0 | 1 | 0 | 3 | 10 | 3 | 0 | 1 | 0 | 1 | -3 |
| 5 | Collin Chandler | G | 20:00 | 3-4 | 2-3 | 3-3 | 0 | 0 | 0 | 1 | 2 | 11 | 0 | 1 | 2 | 0 | 0 | -3 |
| 3 | Kam Williams | | 01:32 | 0-1 | 0-1 | 0-0 | 0 | 0 | 0 | 0 | 0 | 0 | 0 | 0 | 0 | 0 | 0 | -2 |
| 23 | Mouhamed Dioubate | | 11:37 | 1-1 | 0-0 | 1-2 | 1 | 2 | 3 | 2 | 1 | 3 | 1 | 2 | 0 | 2 | 0 | -6 |
| 10 | Brandon Garrison | | 05:53 | 0-0 | 0-0 | 0-0 | 0 | 1 | 1 | 4 | 1 | 0 | 0 | 0 | 0 | 1 | 0 | 2 |
| Team | | | | | | | 0 | 0 | 0 | 1 | | 0 | | 0 | | | | |
| **Totals** | | | | 12-24 | 4-10 | 12-15 | 2 | 7 | 9 | 13 | 12 | 40 | 8 | 5 | 5 | 4 | 1 | -3 |

| Shooting By Period | | |
|---|---|---|
| 2nd FG% | 12-24 | 50.0% |
| 3PT% | 4-10 | 40.0% |
| FT% | 12-15 | 80% |
| GM FG% | 12-24 | 50.0% |
| 3PT% | 4-10 | 40.0% |
| FT% | 12-15 | 80.0% |

Dead Ball Rebounds: 1, 0

**Major Fouls:** Bench (TF) 2nd 0:22

**Missouri - 43**

| NO. | Name | | Min | FG M-A | 3P M-A | FT M-A | Rebounds OR | DR | TOT | Fouls PF | FD | TP | AS | TO | ST | Blocks BS | BA | +/- |
|---|---|---|---|---|---|---|---|---|---|---|---|---|---|---|---|---|---|---|
| 11 | Trent Pierce | F | 16:13 | 2-4 | 1-3 | 0-0 | 0 | 2 | 2 | 2 | 0 | 5 | 0 | 0 | 0 | 0 | 0 | 1 |
| 25 | Mark Mitchell | F | 20:00 | 9-14 | 2-2 | 3-6 | 1 | 1 | 2 | 3 | 4 | 23 | 1 | 2 | 0 | 0 | 3 | 3 |
| 15 | Shawn Phillips Jr. | C | 13:20 | 3-3 | 0-0 | 1-2 | 1 | 2 | 3 | 2 | 3 | 7 | 1 | 1 | 0 | 1 | 0 | 9 |
| 5 | T.O. Barrett | G | 18:37 | 2-6 | 0-1 | 2-2 | 1 | 5 | 6 | 1 | 3 | 6 | 6 | 2 | 0 | 0 | 0 | 3 |
| 17 | Jayden Stone | G | 05:13 | 0-0 | 0-0 | 0-0 | 0 | 1 | 1 | 0 | 0 | 0 | 0 | 1 | 0 | 0 | 0 | -4 |
| 24 | Nicholas Randall | | 00:00 | 0-0 | 0-0 | 0-0 | 0 | 0 | 0 | 0 | 0 | 0 | 0 | 0 | 0 | 0 | 0 | 0 |
| 7 | Trent Burns | | 06:18 | 0-0 | 0-0 | 0-0 | 1 | 0 | 1 | 0 | 0 | 0 | 0 | 0 | 0 | 0 | 0 | -5 |
| 0 | Anthony Robinson II | | 17:40 | 0-1 | 0-0 | 0-0 | 0 | 1 | 1 | 4 | 1 | 0 | 0 | 2 | 3 | 0 | 1 | 8 |
| 35 | Jacob Crews | | 02:40 | 0-0 | 0-0 | 2-2 | 1 | 0 | 1 | 1 | 1 | 2 | 0 | 0 | 0 | 0 | 0 | 0 |
| Team | | | | | | | 1 | 0 | 1 | 0 | | 0 | | 0 | | | | |
| **Totals** | | | | 16-28 | 3-6 | 8-12 | 6 | 12 | 18 | 13 | 12 | 43 | 8 | 8 | 3 | 1 | 4 | 3 |

| Shooting By Period | | |
|---|---|---|
| 2nd FG% | 16-28 | 57.1% |
| 3PT% | 3-6 | 50.0% |
| FT% | 8-12 | 66.7% |
| GM FG% | 16-28 | 57.1% |
| 3PT% | 3-6 | 50.0% |
| FT% | 8-12 | 66.7% |

Dead Ball Rebounds: 3, 0

**Major Fouls:** Phillips Jr. (F1) 2nd 10:28 Phillips Jr. (TF) 2nd 0:22

| | UKY | MIZ |
|---|---|---|
| **Biggest lead** | 16 (2nd 14:33) | 1 (2nd 2:34) |
| **Best Scoring Run** | 7 (2nd 0:12) | 7 (2nd 13:03) |
| **Lead Changes** | 2 | |
| **Times Tied** | 1 | |
| **Time with Lead** | 19:14 | 00:28 |

| Points from | UKY | MIZ |
|---|---|---|
| **Turnovers** | 9 | 8 |
| **Paint** | 16 | 24 |
| **Second Chance** | 2 | 9 |
| **Fast Breaks** | 4 | 3 |
| **Bench** | 3 | 2 |

| Period by Period Scoring | 1st | 2nd | TOT |
|---|---|---|---|
| **UKY** | 38 | 40 | 78 |
| **MIZ** | 29 | 43 | 72 |

NCAA LIVESTATS BY GENIUS SPORTS

Official Basketball Shot Areas - Final

# Kentucky at Missouri

03/12/26 Bridgestone Arena, Nashville

2025-26 Men's Basketball

**Game Time:** 12:32 PM
**Game Duration:** 2:21

**Officials:** Pat Adams, Byron Jarrett, Wil Howard

Players => All; FG Types => All ; Results => All ;

## Missouri

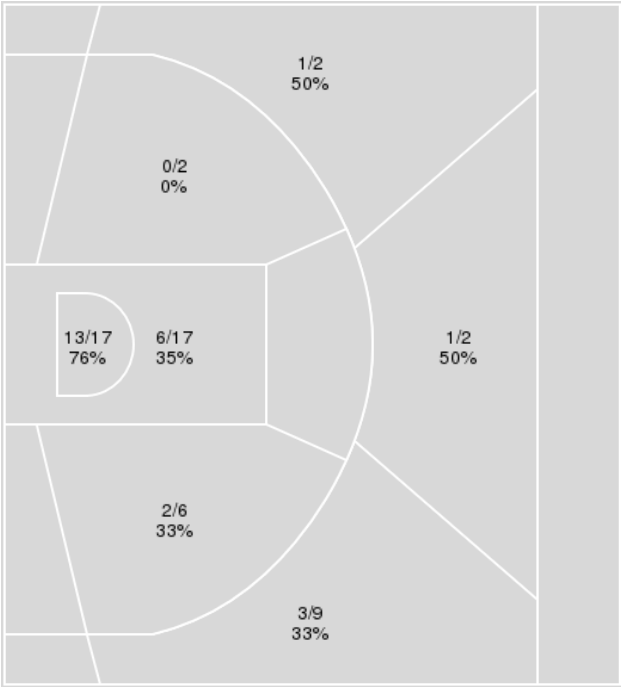


| Missouri | M/A | % |
|---|---|---|
| Field Goals | 26/55 | 47 |
| 2 Points | 21/42 | 50 |
| 3 Points | 5/13 | 38 |
| Free Throws | 15/23 | 65 |

Players => All; FG Types => All ; Results => All ;

## Kentucky

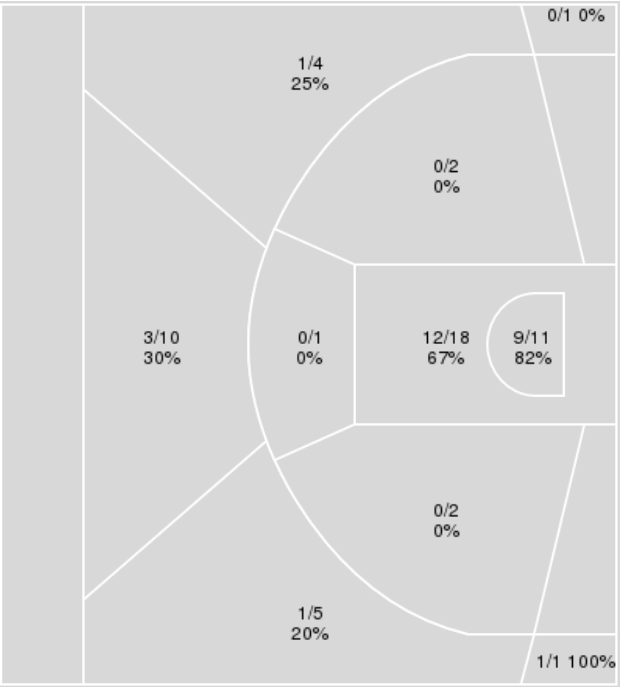


| Kentucky | M/A | % |
|---|---|---|
| Field Goals | 27/55 | 49 |
| 2 Points | 21/34 | 62 |
| 3 Points | 6/21 | 29 |
| Free Throws | 18/23 | 78 |

Official Basketball Player Plus/Minus Summary - Final

# Kentucky at Missouri

03/12/26 Bridgestone Arena, Nashville

2025-26 Men's Basketball

**Game Time:** 12:32 PM
**Game Duration:** 2:21

**Officials:** Pat Adams, Byron Jarrett, Wil Howard

## Kentucky

| No | Name | Mins | | Score | | Points Diff | | Points per Min | | Assists | | Rebounds | | Steals | | Turnovers | |
|---|---|---|---|---|---|---|---|---|---|---|---|---|---|---|---|---|---|
| | | On | Off | On | Off | On | Off | On | Off | On | Off | On | Off | On | Off | On | Off |
| 00 | Otega Oweh | 35:24 | 04:36 | 71-64 | 7-8 | 7 | -1 | 2.01 | 1.52 | 16 | 2 | 21 | 6 | 9 | 0 | 9 | 0 |
| 1 | Denzel Aberdeen | 33:53 | 06:07 | 71-63 | 7-9 | 8 | -2 | 2.10 | 1.14 | 17 | 1 | 20 | 7 | 7 | 2 | 8 | 1 |
| 2 | Jasper Johnson | 06:07 | 33:53 | 7-9 | 71-63 | -2 | 8 | 1.14 | 2.10 | 1 | 17 | 7 | 20 | 2 | 7 | 1 | 8 |
| 3 | Kam Williams | 12:42 | 27:18 | 23-20 | 55-52 | 3 | 3 | 1.81 | 2.01 | 6 | 12 | 14 | 13 | 2 | 7 | 1 | 8 |
| 4 | Andrija Jelavic | 17:49 | 22:11 | 37-25 | 41-47 | 12 | -6 | 2.08 | 1.85 | 9 | 9 | 11 | 16 | 6 | 3 | 3 | 6 |
| 5 | Collin Chandler | 32:35 | 07:25 | 65-61 | 13-11 | 4 | 2 | 1.99 | 1.75 | 15 | 3 | 19 | 8 | 7 | 2 | 8 | 1 |
| 10 | Brandon Garrison | 09:30 | 30:31 | 15-13 | 63-59 | 2 | 4 | 1.58 | 2.07 | 4 | 14 | 7 | 20 | 1 | 8 | 2 | 7 |
| 23 | Mouhamed Dioubate | 19:43 | 20:17 | 35-45 | 43-27 | -10 | 16 | 1.78 | 2.12 | 8 | 10 | 15 | 12 | 2 | 7 | 6 | 3 |
| 24 | Malachi Moreno | 32:18 | 07:42 | 66-60 | 12-12 | 6 | 0 | 2.04 | 1.56 | 14 | 4 | 21 | 6 | 9 | 0 | 7 | 2 |

## Missouri

| No | Name | Mins | | Score | | Points Diff | | Points per Min | | Assists | | Rebounds | | Steals | | Turnovers | |
|---|---|---|---|---|---|---|---|---|---|---|---|---|---|---|---|---|---|
| | | On | Off | On | Off | On | Off | On | Off | On | Off | On | Off | On | Off | On | Off |
| 0 | Anthony Robinson II | 28:49 | 11:11 | 54-52 | 18-26 | 2 | -8 | 1.87 | 1.61 | 9 | 1 | 28 | 7 | 4 | 3 | 7 | 8 |
| 5 | T.O. Barrett | 32:35 | 07:25 | 65-66 | 7-12 | -1 | -5 | 1.99 | 0.94 | 9 | 1 | 27 | 8 | 7 | 0 | 13 | 2 |
| 7 | Trent Burns | 15:56 | 24:04 | 16-30 | 56-48 | -14 | 8 | 1.00 | 2.33 | 2 | 8 | 16 | 19 | 2 | 5 | 6 | 9 |
| 11 | Trent Pierce | 31:54 | 08:06 | 51-64 | 21-14 | -13 | 7 | 1.60 | 2.59 | 6 | 4 | 26 | 9 | 6 | 1 | 13 | 2 |
| 15 | Shawn Phillips Jr. | 18:48 | 21:13 | 45-35 | 27-43 | 10 | -16 | 2.39 | 1.27 | 7 | 3 | 13 | 22 | 3 | 4 | 7 | 8 |
| 17 | Jayden Stone | 20:06 | 19:54 | 29-41 | 43-37 | -12 | 6 | 1.44 | 2.16 | 3 | 7 | 16 | 19 | 3 | 4 | 11 | 4 |
| 24 | Nicholas Randall | 04:54 | 35:06 | 9-10 | 63-68 | -1 | -5 | 1.84 | 1.79 | 1 | 9 | 4 | 31 | 2 | 5 | 2 | 13 |
| 25 | Mark Mitchell | 38:49 | 01:11 | 72-76 | 0-2 | -4 | -2 | 1.85 | 0.00 | 10 | 0 | 34 | 1 | 7 | 0 | 15 | 0 |
| 35 | Jacob Crews | 08:10 | 31:51 | 19-16 | 53-62 | 3 | -9 | 2.33 | 1.66 | 3 | 7 | 11 | 24 | 1 | 6 | 1 | 14 |

Official Basketball Shot Chart - Final

# Kentucky at Missouri

03/12/26 Bridgestone Arena, Nashville

2025-26 Men's Basketball

**Game Time:** 12:32 PM
**Game Duration:** 2:21

**Officials:** Pat Adams, Byron Jarrett, Wil Howard

Players => All ; FG Types => All ; Results => All ;

## Kentucky

### All Field Goals

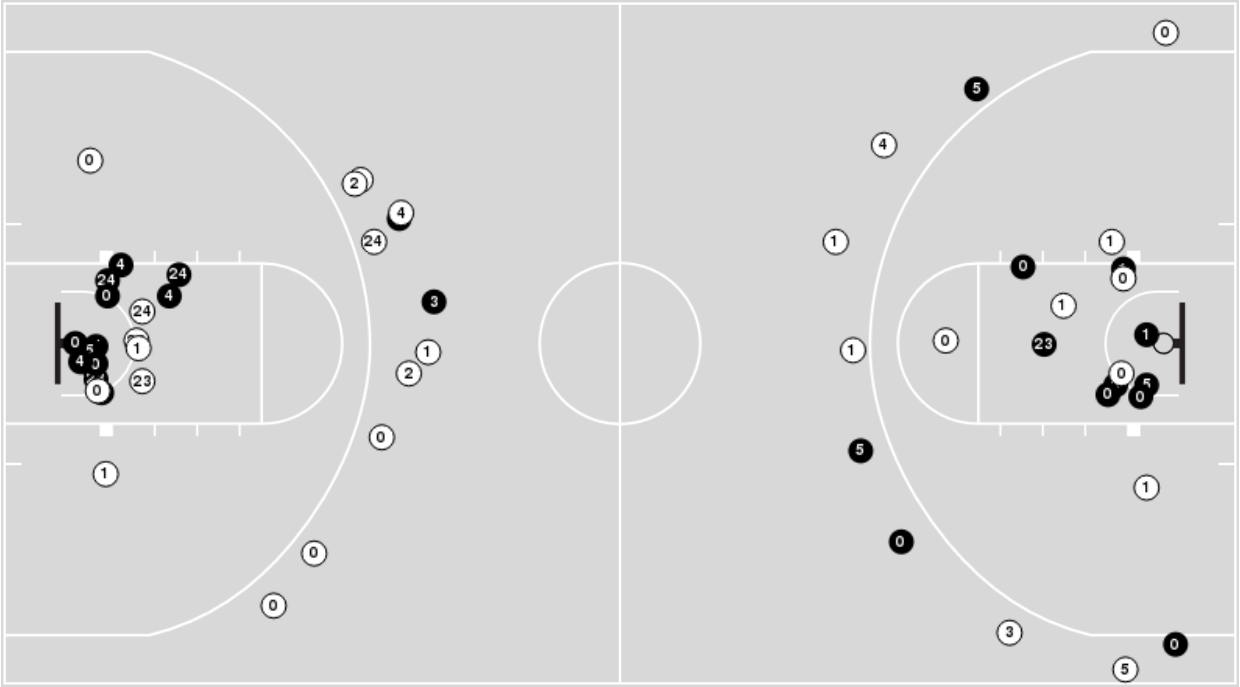

### Shots in the Paint

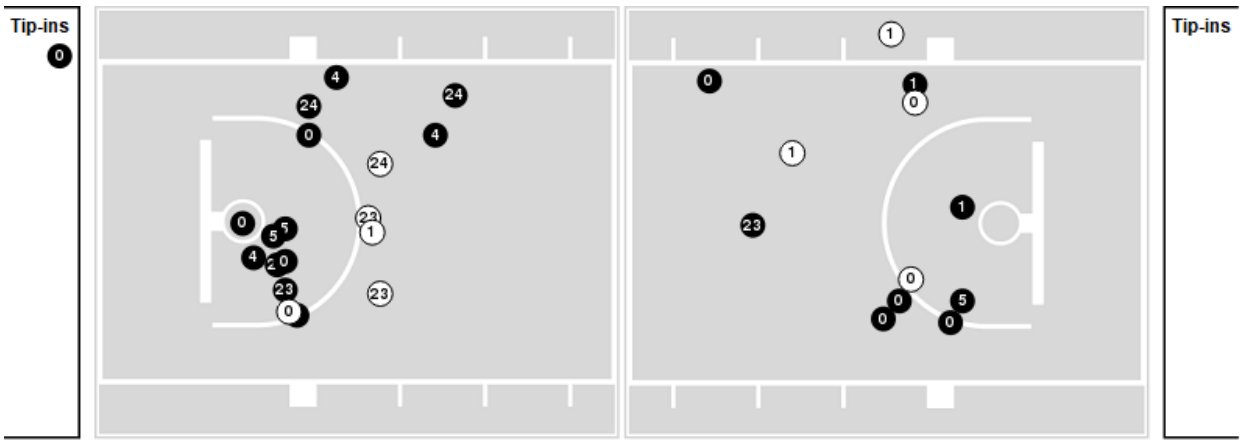


N Made (N) Missed N - Player Number

| Kentucky | M/A | % |
|---|---|---|
| Field Goals | 27/55 | 49 |
| 2 Points | 21/34 | 62 |
| 3 Points | 6/21 | 29 |
| Free Throws | 18/23 | 78 |

| Kentucky | M/A | % |
|---|---|---|
| Points in the Paint | 42 (21/29) | 72 |
| Fast Break Points | 11 (6/7) | 86 |
| Second Chance Points | 9 (5/8) | 62 |
| Effective FG% | 55 | |

Official Basketball Shot Chart - Final

# Kentucky at Missouri

03/12/26 Bridgestone Arena, Nashville

2025-26 Men's Basketball

**Game Time:** 12:32 PM
**Game Duration:** 2:21

**Officials:** Pat Adams, Byron Jarrett, Wil Howard

Players => All ; FG Types => All ; Results => All ;

## Missouri

### All Field Goals

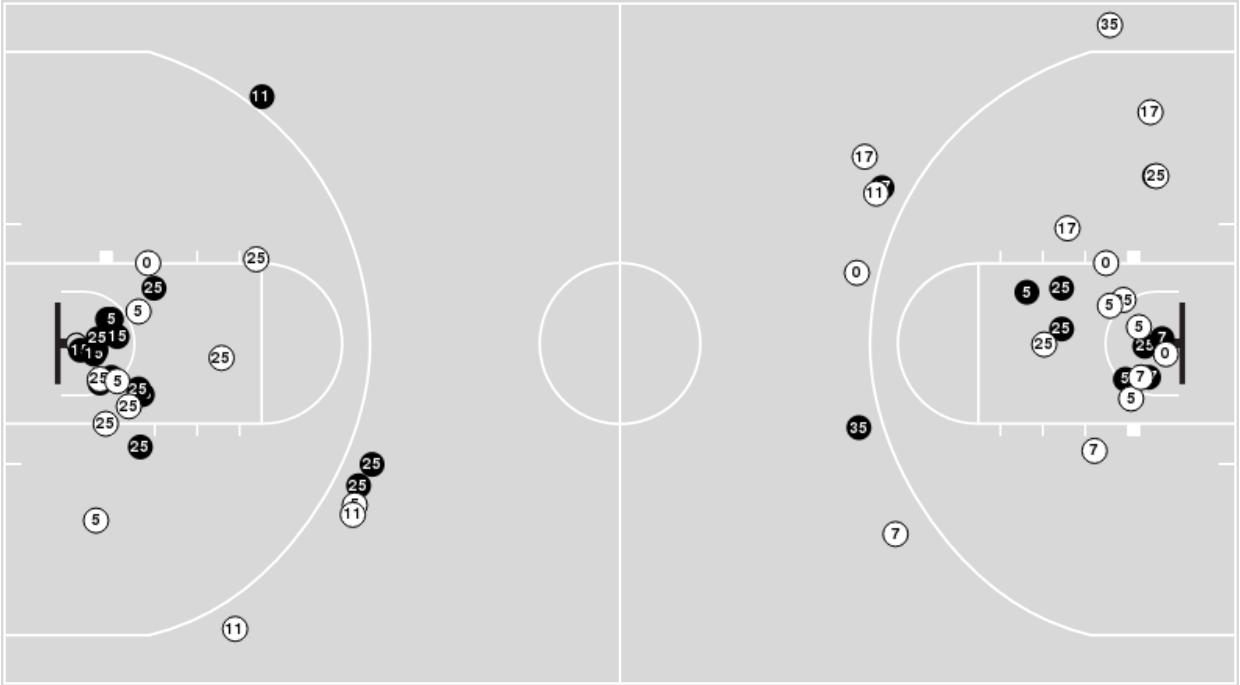

### Shots in the Paint

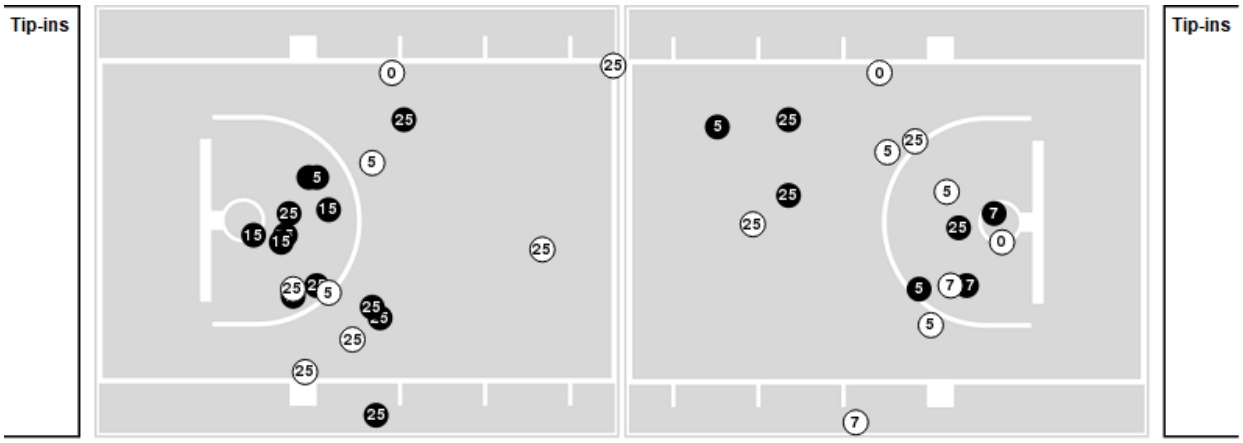


N Made (N) Missed N - Player Number

| Missouri | M/A | % |
|---|---|---|
| Field Goals | 26/55 | 47 |
| 2 Points | 21/42 | 50 |
| 3 Points | 5/13 | 38 |
| Free Throws | 15/23 | 65 |

| Missouri | M/A | % |
|---|---|---|
| Points in the Paint | 38 (19/34) | 56 |
| Fast Break Points | 6 (4/5) | 80 |
| Second Chance Points | 16 (10/16) | 62 |
| Effective FG% | 52 | |

NCAA LIVESTATS BY GENIUS SPORTS

Official Basketball Rotations Summary - Final

# Kentucky at Missouri

03/12/26 Bridgestone Arena, Nashville

2025-26 Men's Basketball

**Game Time:** 12:32 PM
**Game Duration:** 2:21

**Officials:** Pat Adams, Byron Jarrett, Wil Howard

## Kentucky

| Lineup | Quarter On | Time On | Quarter Off | Time Off | Time on Court | Score | Score Diff | Reb | Stl | Tov | Ast | PPP |
|---|---|---|---|---|---|---|---|---|---|---|---|---|
| 00- Oweh O/ 1- Aberdeen D/ 4- Jelavic A/ 5- Chandler C/ 24- Moreno M/ | 1 | 20:00 | 1 | 15:20 | 04:40 | 10-7 | 3 | 0 | 1 | 1 | 2 | 1.2887 |
| 00- Oweh O/ 1- Aberdeen D/ 5- Chandler C/ 23- Dioubate M/ 24- Moreno M/ | 1 | 15:20 | 1 | 13:24 | 01:56 | 4-4 | 0 | 2 | 0 | 1 | 2 | 1.3333 |
| 00- Oweh O/ 1- Aberdeen D/ 5- Chandler C/ 10- Garrison B/ 23- Dioubate M/ | 1 | 13:24 | 1 | 12:44 | 00:40 | 2-1 | 1 | 0 | 0 | 0 | 1 | 2.0000 |
| 00- Oweh O/ 1- Aberdeen D/ 3- Williams K/ 10- Garrison B/ 23- Dioubate M/ | 1 | 12:44 | 1 | 11:55 | 00:49 | 0-3 | -3 | 1 | 0 | 0 | 0 | 0.0000 |
| 00- Oweh O/ 2- Johnson J/ 3- Williams K/ 10- Garrison B/ 23- Dioubate M/ | 1 | 11:55 | 1 | 10:54 | 01:01 | 1-1 | 0 | 2 | 0 | 0 | 0 | 0.6944 |
| 00- Oweh O/ 2- Johnson J/ 3- Williams K/ 23- Dioubate M/ 24- Moreno M/ | 1 | 10:54 | 1 | 08:30 | 02:24 | 3-3 | 0 | 1 | 1 | 0 | 1 | 0.8721 |
| 1- Aberdeen D/ 3- Williams K/ 4- Jelavic A/ 5- Chandler C/ 24- Moreno M/ | 1 | 08:30 | 1 | 06:01 | 02:29 | 6-1 | 5 | 4 | 0 | 0 | 2 | 1.5000 |
| 00- Oweh O/ 1- Aberdeen D/ 3- Williams K/ 4- Jelavic A/ 10- Garrison B/ | 1 | 06:01 | 1 | 04:54 | 01:07 | 2-0 | 2 | 1 | 0 | 0 | 1 | 1.0000 |
| 00- Oweh O/ 1- Aberdeen D/ 3- Williams K/ 4- Jelavic A/ 24- Moreno M/ | 1 | 04:54 | 1 | 02:50 | 02:04 | 7-4 | 3 | 3 | 1 | 1 | 1 | 1.7500 |
| 00- Oweh O/ 2- Johnson J/ 4- Jelavic A/ 5- Chandler C/ 24- Moreno M/ | 1 | 02:50 | 1 | 01:24 | 01:26 | 2-2 | 0 | 2 | 1 | 1 | 0 | 1.0000 |
| 2- Johnson J/ 3- Williams K/ 5- Chandler C/ 23- Dioubate M/ 24- Moreno M/ | 1 | 01:24 | 1 | 00:07 | 01:16 | 1-3 | -2 | 2 | 0 | 0 | 0 | 0.5319 |
| 00- Oweh O/ 1- Aberdeen D/ 4- Jelavic A/ 5- Chandler C/ 24- Moreno M/ | 1 | 00:07 | 2 | 16:17 | 03:50 | 9-4 | 5 | 1 | 3 | 0 | 3 | 1.2857 |
| 1- Aberdeen D/ 3- Williams K/ 4- Jelavic A/ 5- Chandler C/ 24- Moreno M/ | 2 | 16:17 | 2 | 15:26 | 00:51 | 0-4 | -4 | 0 | 0 | 0 | 0 | 0.0000 |
| 00- Oweh O/ 1- Aberdeen D/ 5- Chandler C/ 23- Dioubate M/ 24- Moreno M/ | 2 | 15:26 | 2 | 13:47 | 01:39 | 6-2 | 4 | 1 | 0 | 1 | 1 | 1.3889 |
| 00- Oweh O/ 1- Aberdeen D/ 5- Chandler C/ 10- Garrison B/ 23- Dioubate M/ | 2 | 13:47 | 2 | 12:30 | 01:17 | 3-5 | -2 | 0 | 0 | 0 | 1 | 1.5000 |
| 00- Oweh O/ 1- Aberdeen D/ 5- Chandler C/ 23- Dioubate M/ 24- Moreno M/ | 2 | 12:30 | 2 | 10:28 | 02:02 | 3-9 | -6 | 1 | 0 | 1 | 1 | 0.7732 |
| 00- Oweh O/ 1- Aberdeen D/ 4- Jelavic A/ 5- Chandler C/ 24- Moreno M/ | 2 | 10:28 | 2 | 09:07 | 01:21 | 1-3 | -2 | 0 | 0 | 0 | 0 | 0.5319 |
| 00- Oweh O/ 1- Aberdeen D/ 5- Chandler C/ 10- Garrison B/ 23- Dioubate M/ | 2 | 09:07 | 2 | 06:30 | 02:37 | 3-1 | 2 | 2 | 0 | 2 | 1 | 0.7500 |
| 00- Oweh O/ 1- Aberdeen D/ 5- Chandler C/ 23- Dioubate M/ 24- Moreno M/ | 2 | 06:30 | 2 | 02:51 | 03:39 | 6-11 | -5 | 2 | 1 | 1 | 0 | 1.0204 |
| 00- Oweh O/ 1- Aberdeen D/ 5- Chandler C/ 10- Garrison B/ 24- Moreno M/ | 2 | 02:51 | 2 | 00:52 | 01:58 | 4-2 | 2 | 1 | 1 | 0 | 0 | 2.1277 |
| 00- Oweh O/ 1- Aberdeen D/ 3- Williams K/ 5- Chandler C/ 24- Moreno M/ | 2 | 00:52 | 2 | 00:22 | 00:30 | 2-0 | 2 | 0 | 0 | 0 | 1 | 2.0000 |
| 00- Oweh O/ 1- Aberdeen D/ 5- Chandler C/ 23- Dioubate M/ 24- Moreno M/ | 2 | 00:22 | 2 | 00:12 | 00:10 | 1-0 | 1 | 1 | 0 | 0 | 0 | 2.2727 |
| 00- Oweh O/ 1- Aberdeen D/ 3- Williams K/ 5- Chandler C/ 23- Dioubate M/ | 2 | 00:12 | 2 | 00:04 | 00:07 | 0-1 | -1 | 0 | 0 | 0 | 0 | 0.0000 |
| 00- Oweh O/ 1- Aberdeen D/ 5- Chandler C/ 23- Dioubate M/ 24- Moreno M/ | 2 | 00:04 | 2 | 00:02 | 00:01 | 1-1 | 0 | 0 | 0 | 0 | 0 | 2.2727 |
| 00- Oweh O/ 1- Aberdeen D/ 3- Williams K/ 5- Chandler C/ 23- Dioubate M/ | 2 | 00:02 | 2 | 00:00 | 00:02 | 1-0 | 1 | 0 | 0 | 0 | 0 | 2.2727 |

Official Basketball Rotations Summary - Final

# Kentucky at Missouri

03/12/26 Bridgestone Arena, Nashville

2025-26 Men's Basketball

**Game Time:** 12:32 PM
**Game Duration:** 2:21

**Officials:** Pat Adams, Byron Jarrett, Wil Howard

## Missouri

| Lineup | Quarter On | Time On | Quarter Off | Time Off | Time on Court | Score | Score Diff | Reb | Stl | Tov | Ast | PPP |
|---|---|---|---|---|---|---|---|---|---|---|---|---|
| 5- Barrett T/ 11- Pierce T/ 15- Phillips Jr. S/ 17- Stone J/ 25- Mitchell M/ | 1 | 20:00 | 1 | 17:02 | 02:58 | 5-6 | -1 | 1 | 1 | 2 | 0 | 1.2500 |
| 5- Barrett T/ 7- Burns T/ 11- Pierce T/ 17- Stone J/ 25- Mitchell M/ | 1 | 17:02 | 1 | 15:32 | 01:30 | 2-3 | -1 | 1 | 0 | 2 | 0 | 0.6667 |
| 0- Robinson II A/ 5- Barrett T/ 7- Burns T/ 11- Pierce T/ 25- Mitchell M/ | 1 | 15:32 | 1 | 13:24 | 02:08 | 4-5 | -1 | 1 | 1 | 0 | 0 | 1.0000 |
| 0- Robinson II A/ 5- Barrett T/ 11- Pierce T/ 15- Phillips Jr. S/ 25- Mitchell M/ | 1 | 13:24 | 1 | 13:24 | 00:00 | 0-0 | 0 | 0 | 0 | 0 | 0 | 0.0000 |
| 0- Robinson II A/ 5- Barrett T/ 15- Phillips Jr. S/ 25- Mitchell M/ 35- Crews J/ | 1 | 13:24 | 1 | 11:55 | 01:29 | 4-2 | 2 | 3 | 0 | 0 | 0 | 1.2048 |
| 0- Robinson II A/ 15- Phillips Jr. S/ 17- Stone J/ 25- Mitchell M/ 35- Crews J/ | 1 | 11:55 | 1 | 11:55 | 00:00 | 1-0 | 1 | 0 | 0 | 0 | 0 | 2.2727 |
| 0- Robinson II A/ 11- Pierce T/ 15- Phillips Jr. S/ 17- Stone J/ 35- Crews J/ | 1 | 11:55 | 1 | 10:54 | 01:01 | 0-1 | -1 | 1 | 0 | 0 | 0 | 0.0000 |
| 0- Robinson II A/ 7- Burns T/ 11- Pierce T/ 17- Stone J/ 35- Crews J/ | 1 | 10:54 | 1 | 10:44 | 00:10 | 0-1 | -1 | 0 | 0 | 0 | 0 | 0.0000 |
| 0- Robinson II A/ 7- Burns T/ 11- Pierce T/ 17- Stone J/ 25- Mitchell M/ | 1 | 10:44 | 1 | 06:01 | 04:43 | 4-8 | -4 | 5 | 0 | 1 | 1 | 0.4808 |
| 0- Robinson II A/ 5- Barrett T/ 7- Burns T/ 11- Pierce T/ 25- Mitchell M/ | 1 | 06:01 | 1 | 04:54 | 01:07 | 0-2 | -2 | 1 | 0 | 0 | 0 | 0.0000 |
| 0- Robinson II A/ 5- Barrett T/ 11- Pierce T/ 24- Randall N/ 25- Mitchell M/ | 1 | 04:54 | 1 | 04:31 | 00:23 | 0-0 | 0 | 0 | 0 | 0 | 0 | 0.0000 |
| 5- Barrett T/ 11- Pierce T/ 17- Stone J/ 24- Randall N/ 25- Mitchell M/ | 1 | 04:31 | 1 | 02:50 | 01:41 | 4-7 | -3 | 1 | 1 | 1 | 0 | 1.3333 |
| 5- Barrett T/ 17- Stone J/ 24- Randall N/ 25- Mitchell M/ 35- Crews J/ | 1 | 02:50 | 1 | 00:07 | 02:42 | 5-3 | 2 | 2 | 1 | 1 | 1 | 1.0246 |
| 0- Robinson II A/ 17- Stone J/ 24- Randall N/ 25- Mitchell M/ 35- Crews J/ | 1 | 00:07 | 2 | 20:00 | 00:07 | 0-0 | 0 | 1 | 0 | 0 | 0 | 0.0000 |
| 5- Barrett T/ 7- Burns T/ 11- Pierce T/ 17- Stone J/ 25- Mitchell M/ | 2 | 20:00 | 2 | 17:40 | 02:20 | 2-7 | -5 | 2 | 0 | 2 | 0 | 0.5000 |
| 0- Robinson II A/ 11- Pierce T/ 15- Phillips Jr. S/ 17- Stone J/ 25- Mitchell M/ | 2 | 17:40 | 2 | 16:17 | 01:23 | 2-2 | 0 | 1 | 0 | 1 | 0 | 0.6667 |
| 0- Robinson II A/ 5- Barrett T/ 15- Phillips Jr. S/ 17- Stone J/ 25- Mitchell M/ | 2 | 16:17 | 2 | 14:47 | 01:30 | 4-3 | 1 | 1 | 0 | 1 | 1 | 1.3333 |
| 0- Robinson II A/ 5- Barrett T/ 15- Phillips Jr. S/ 25- Mitchell M/ 35- Crews J/ | 2 | 14:47 | 2 | 12:30 | 02:17 | 7-6 | 1 | 2 | 0 | 0 | 2 | 1.5766 |
| 0- Robinson II A/ 5- Barrett T/ 11- Pierce T/ 15- Phillips Jr. S/ 25- Mitchell M/ | 2 | 12:30 | 2 | 10:28 | 02:02 | 9-3 | 6 | 2 | 1 | 0 | 2 | 2.0833 |
| 0- Robinson II A/ 5- Barrett T/ 7- Burns T/ 11- Pierce T/ 25- Mitchell M/ | 2 | 10:28 | 2 | 06:30 | 03:58 | 4-4 | 0 | 6 | 1 | 1 | 1 | 0.7692 |
| 0- Robinson II A/ 5- Barrett T/ 11- Pierce T/ 15- Phillips Jr. S/ 25- Mitchell M/ | 2 | 06:30 | 2 | 00:22 | 06:07 | 13-12 | 1 | 2 | 1 | 3 | 2 | 1.3771 |
| 0- Robinson II A/ 5- Barrett T/ 11- Pierce T/ 25- Mitchell M/ 35- Crews J/ | 2 | 00:22 | 2 | 00:00 | 00:22 | 2-3 | -1 | 2 | 0 | 0 | 0 | 1.0638 |

Official Basketball Line Up Analysis - Final

# Kentucky at Missouri

03/12/26 Bridgestone Arena, Nashville

2025-26 Men's Basketball

**Game Time:** 12:32 PM
**Game Duration:** 2:21

**Officials:** Pat Adams, Byron Jarrett, Wil Howard

## Kentucky

| Lineup | Time | Score | Score Diff | Pts/Min | Reb | Stl | Tov | Ast | PPP |
|---|---|---|---|---|---|---|---|---|---|
| 00- Oweh O/ 1- Aberdeen D/ 4- Jelavic A/ 5- Chandler C/ 24- Moreno M/ | 09:51 | 20-14 | 6 | 2.0277 | 1 | 4 | 1 | 5 | 1.2019 |
| 00- Oweh O/ 1- Aberdeen D/ 5- Chandler C/ 23- Dioubate M/ 24- Moreno M/ | 09:27 | 21-27 | -6 | 2.2187 | 7 | 1 | 4 | 4 | 1.1693 |
| 00- Oweh O/ 1- Aberdeen D/ 5- Chandler C/ 10- Garrison B/ 23- Dioubate M/ | 04:34 | 8-7 | 1 | 1.7518 | 2 | 0 | 2 | 3 | 1.1429 |
| 1- Aberdeen D/ 3- Williams K/ 4- Jelavic A/ 5- Chandler C/ 24- Moreno M/ | 03:20 | 6-5 | 1 | 1.8000 | 4 | 0 | 0 | 2 | 1.2000 |
| 00- Oweh O/ 2- Johnson J/ 3- Williams K/ 23- Dioubate M/ 24- Moreno M/ | 02:24 | 3-3 | 0 | 1.2500 | 1 | 1 | 0 | 1 | 0.8721 |
| 00- Oweh O/ 1- Aberdeen D/ 3- Williams K/ 4- Jelavic A/ 24- Moreno M/ | 02:04 | 7-4 | 3 | 3.3871 | 3 | 1 | 1 | 1 | 1.7500 |
| 00- Oweh O/ 1- Aberdeen D/ 5- Chandler C/ 10- Garrison B/ 24- Moreno M/ | 01:58 | 4-2 | 2 | 2.0253 | 1 | 1 | 0 | 0 | 2.1277 |
| 00- Oweh O/ 2- Johnson J/ 4- Jelavic A/ 5- Chandler C/ 24- Moreno M/ | 01:26 | 2-2 | 0 | 1.3953 | 2 | 1 | 1 | 0 | 1.0000 |
| 2- Johnson J/ 3- Williams K/ 5- Chandler C/ 23- Dioubate M/ 24- Moreno M/ | 01:16 | 1-3 | -2 | 0.7874 | 2 | 0 | 0 | 0 | 0.5319 |
| 00- Oweh O/ 1- Aberdeen D/ 3- Williams K/ 4- Jelavic A/ 10- Garrison B/ | 01:07 | 2-0 | 2 | 1.7910 | 1 | 0 | 0 | 1 | 1.0000 |
| 00- Oweh O/ 2- Johnson J/ 3- Williams K/ 10- Garrison B/ 23- Dioubate M/ | 01:01 | 1-1 | 0 | 0.9836 | 2 | 0 | 0 | 0 | 0.6944 |
| 00- Oweh O/ 1- Aberdeen D/ 3- Williams K/ 10- Garrison B/ 23- Dioubate M/ | 00:49 | 0-3 | -3 | 0.0000 | 1 | 0 | 0 | 0 | 0.0000 |
| 00- Oweh O/ 1- Aberdeen D/ 3- Williams K/ 5- Chandler C/ 24- Moreno M/ | 00:30 | 2-0 | 2 | 4.0000 | 0 | 0 | 0 | 1 | 2.0000 |
| 00- Oweh O/ 1- Aberdeen D/ 3- Williams K/ 5- Chandler C/ 23- Dioubate M/ | 00:10 | 1-1 | 0 | 5.6604 | 0 | 0 | 0 | 0 | 1.1364 |

Official Basketball Line Up Analysis - Final

# Kentucky at Missouri

03/12/26 Bridgestone Arena, Nashville

2025-26 Men's Basketball

**Game Time:** 12:32 PM
**Game Duration:** 2:21

**Officials:** Pat Adams, Byron Jarrett, Wil Howard

## Missouri

| Lineup | Time | Score | Score Diff | Pts/Min | Reb | Stl | Tov | Ast | PPP |
|---|---|---|---|---|---|---|---|---|---|
| 0- Robinson II A/ 5- Barrett T/ 11- Pierce T/ 15- Phillips Jr. S/ 25- Mitchell M/ | 08:09 | 22-15 | 7 | 2.6966 | 4 | 2 | 3 | 4 | 1.5988 |
| 0- Robinson II A/ 5- Barrett T/ 7- Burns T/ 11- Pierce T/ 25- Mitchell M/ | 07:13 | 8-11 | -3 | 1.1085 | 8 | 2 | 1 | 1 | 0.7519 |
| 0- Robinson II A/ 7- Burns T/ 11- Pierce T/ 17- Stone J/ 25- Mitchell M/ | 04:43 | 4-8 | -4 | 0.8481 | 5 | 0 | 1 | 1 | 0.4808 |
| 5- Barrett T/ 7- Burns T/ 11- Pierce T/ 17- Stone J/ 25- Mitchell M/ | 03:50 | 4-10 | -6 | 1.0435 | 3 | 0 | 4 | 0 | 0.5714 |
| 0- Robinson II A/ 5- Barrett T/ 15- Phillips Jr. S/ 25- Mitchell M/ 35- Crews J/ | 03:46 | 11-8 | 3 | 2.9204 | 5 | 0 | 0 | 2 | 1.4175 |
| 5- Barrett T/ 11- Pierce T/ 15- Phillips Jr. S/ 17- Stone J/ 25- Mitchell M/ | 02:58 | 5-6 | -1 | 1.6854 | 1 | 1 | 2 | 0 | 1.2500 |
| 5- Barrett T/ 17- Stone J/ 24- Randall N/ 25- Mitchell M/ 35- Crews J/ | 02:42 | 5-3 | 2 | 1.8496 | 2 | 1 | 1 | 1 | 1.0246 |
| 5- Barrett T/ 11- Pierce T/ 17- Stone J/ 24- Randall N/ 25- Mitchell M/ | 01:41 | 4-7 | -3 | 2.3762 | 1 | 1 | 1 | 0 | 1.3333 |
| 0- Robinson II A/ 5- Barrett T/ 15- Phillips Jr. S/ 17- Stone J/ 25- Mitchell M/ | 01:30 | 4-3 | 1 | 2.6667 | 1 | 0 | 1 | 1 | 1.3333 |
| 0- Robinson II A/ 11- Pierce T/ 15- Phillips Jr. S/ 17- Stone J/ 25- Mitchell M/ | 01:23 | 2-2 | 0 | 1.4458 | 1 | 0 | 1 | 0 | 0.6667 |
| 0- Robinson II A/ 11- Pierce T/ 15- Phillips Jr. S/ 17- Stone J/ 35- Crews J/ | 01:01 | 0-1 | -1 | 0.0000 | 1 | 0 | 0 | 0 | 0.0000 |
| 0- Robinson II A/ 5- Barrett T/ 11- Pierce T/ 24- Randall N/ 25- Mitchell M/ | 00:23 | 0-0 | 0 | 0.0000 | 0 | 0 | 0 | 0 | 0.0000 |
| 0- Robinson II A/ 5- Barrett T/ 11- Pierce T/ 25- Mitchell M/ 35- Crews J/ | 00:22 | 2-3 | -1 | 5.3333 | 2 | 0 | 0 | 0 | 1.0638 |
| 0- Robinson II A/ 7- Burns T/ 11- Pierce T/ 17- Stone J/ 35- Crews J/ | 00:10 | 0-1 | -1 | 0.0000 | 0 | 0 | 0 | 0 | 0.0000 |
| 0- Robinson II A/ 17- Stone J/ 24- Randall N/ 25- Mitchell M/ 35- Crews J/ | 00:07 | 0-0 | 0 | 0.0000 | 1 | 0 | 0 | 0 | 0.0000 |
| 0- Robinson II A/ 15- Phillips Jr. S/ 17- Stone J/ 25- Mitchell M/ 35- Crews J/ | 00:00 | 1-0 | 1 | ∞ | 0 | 0 | 0 | 0 | 2.2727 |