



30-18 (12-15 SEC)

FEBRUARY		
13	AT UNC GREENSBORO	W, 13-2
14	AT UNC GREENSBORO (DH)	W, 11-3
14	AT UNC GREENSBORO (DH)	W, 10-6
17	MOREHEAD STATE	L, 8-6
20	AT EVANSVILLE	W, 9-2
21	AT EVANSVILLE (DH)	W, 5-3
21	AT EVANSVILLE (DH)	L, 1-0
25	WESTERN KENTUCKY	W, 13-9
27	ST. JOHN'S	W, 3-1
28	ST. JOHN'S	W, 3-0

MARCH		
1	ST. JOHN'S	W, 3-1
3	AT EASTERN KENTUCKY	W, 10-0 (7)
4	EASTERN KENTUCKY	W, 8-4
6	THE CITADEL	W, 10-5
7	THE CITADEL	W, 12-7
8	THE CITADEL	W, 13-5
10	BALL STATE	W, 10-3
13	ALABAMA*	W, 7-4
14	ALABAMA*	W, 8-7
15	ALABAMA*	W, 6-4
17	MARSHALL	PPD.
19	AT #19 OLE MISS* [SECN]	L, 5-0
20	AT #19 OLE MISS*	W, 3-1
21	AT #19 OLE MISS*	L, 12-9
24	MURRAY STATE	W, 14-4 (7)
27	AT LSU*	W, 7-4
28	AT LSU*	L, 7-0
29	AT LSU*	L, 17-10
31	MIAMI (OHIO)	W, 14-11

APRIL		
3	MISSOURI*	L, 5-4
4	MISSOURI*	W, 9-2
5	MISSOURI* [SECN]	L, 5-2
7	LOUISVILLE [SECN]	W, 4-2
10	AT #10 AUBURN*	L, 12-5
11	AT #10 AUBURN* [SECN]	W, 5-4
12	AT #10 AUBURN* [SECN]	L, 11-0 (7)
17	VANDERBILT*	W, 5-2
18	VANDERBILT*	L, 8-7
19	VANDERBILT*	L, 13-6
21	AT LOUISVILLE [ACCN]	L, 14-10
24	AT SOUTH CAROLINA*	L, 10-9
25	AT SOUTH CAROLINA*	L, 9-4
26	AT SOUTH CAROLINA* [SECN]	W, 9-5

MAY		
1	#24 TENNESSEE*	W, 9-2
2	#24 TENNESSEE*	W, 12-2 (8)
3	#24 TENNESSEE*	L, 10-9
8	AT #13 FLORIDA*	L, 7-6
9	AT #13 FLORIDA*	W, 4-2
10	AT #13 FLORIDA* [SECN]	L, 9-6
12	NORTHERN KENTUCKY	CCD.
14	ARKANSAS*	6:30 P.M.
15	ARKANSAS*	6:30 P.M.
16	ARKANSAS*	2 P.M.
19-25	SEC TOURNAMENT#	

* SEC game; # SEC Tournament (Hoover, Ala.); all home & SEC games streamed on SECN+ unless otherwise noted



AT THE BALLPARK

KENTUCKY VS #10 ARKANSAS MAY 14-16 / 6:30 PM ET, 6:30 PM, 2 PM KENTUCKY PROUD PARK



KENTUCKY WILDCATS

2026 RECORD: 30-18 (12-15 SEC)
RPI/SOS: 30/55
COACH: NICK MINGIONE
OVERALL RECORD: 323-210 (.606) - 10TH YEAR
AT UK: SAME

ARKANSAS RAZORBACKS

2026 RECORD: 34-18 (15-12 SEC)
RPI/SOS: 26/22
COACH: DAVE VAN HORN
OVERALL RECORD: 1338-658 (.670) - 33RD YEAR
AT ARKANSAS: 967-490 (.664) - 24TH YEAR

DATE/TIME: THURSDAY-SATURDAY, MAY 14-16 / 6:30 P.M. ET, 6:30 P.M., 2 P.M.
LEXINGTON, KY. (KENTUCKY PROUD PARK)

RADIO: UK SPORTS NETWORK; UKATHLETICS.COM (630 AM WLAP LEXINGTON)

WATCH LIVE: SECN+

- JAXON JELKIN DELIVERED A COMPLETE GAME VICTORY AT #13 FLORIDA, THE FIRST FOR AN OPPOSING PITCHER AT CONDRON BALLPARK. HE HAS THROWN TWO CONSECUTIVE COMPLETE GAMES, BOTH VS. RANKED OPPONENTS.
- KENTUCKY COACH NICK MINGIONE IS IN HIS 10TH SEASON IN LEXINGTON.
- COACH MINGIONE HAS 323 CAREER WINS, SECOND ON UK'S ALL-TIME LIST. HE HAS THE 2ND-HIGHEST WINNING PERCENTAGE OF ANY COACH WHO HAS SKIPPED AT LEAST 100 GAMES FOR THE WILDCATS. HE IS THE 2017 AND 2024 SEC AND NATIONAL COACH OF THE YEAR.
- UK IS 147-81 SINCE THE BEGINNING OF 2023 AND HAS 63 SEC VICTORIES OVER THAT SPAN.
- UK HAS REACHED THE NCAA TOURNAMENT EACH OF THE PAST THREE SEASONS FOR THE FIRST TIME IN PROGRAM HISTORY, INCLUDING THE 2024 COLLEGE WORLD SERIES.
- UK HAS THE FOURTH-MOST NCAA TOURNAMENT WINS (12) AMONG SEC SCHOOLS THE PAST THREE YEARS.
- UK ONLY HAD ITS PROJECTED LINEUP PLAY TOGETHER TWICE IN THE FIRST 24 GAMES. IT HAS USED 39 DIFFERENT LINEUPS.
- UK WAS HIT BY A PITCH 151 TIMES 2025, 4TH NATIONALLY. THAT IS THE RECORD FOR A SINGLE SEASON IN SCHOOL HISTORY. UK HAS BEEN HIT 510 TIMES FROM 2023-26 (AT LEAST 100 EACH SEASON) AND HAS ALREADY BEEN CLIPPED 118 TIMES IN 45 GAMES THIS SEASON, WHICH IS SIXTH IN DIVISION I AND LEADS THE SEC.
- IF TYLER CERNY HAS 54 CAREER HBP. THE TRANSFER SET HIS PREVIOUS SCHOOL'S CAREER RECORD.
- IN NINE YEARS UNDER COACH NICK MINGIONE THE WILDCATS HAVE SWIPED 861 BASES IN 1,088 ATTEMPTS, A SUCCESS RATE OF 79.1 PERCENT.
- UK STOLE 252 COMBINED IN 2024 AND 2025, SECOND-MOST AMONG POWER FOUR TEAMS.
- UK NOW IS OVER 100 STOLEN BASES FOR THE THIRD CONSECUTIVE SEASON (2024-26).
- IF TYLER BELL WAS A SECOND ROUND PICK (NO. 66 OVERALL) WAS THE 2024 MLB DRAFT AND HIGHEST DRAFTED PLAYER TO ATTEND COLLEGE. HE PLAYED FOR THE UNITED STATES COLLEGIATE NATIONAL TEAM LAST SUMMER.
- BELL HAS REACHED SAFELY IN 84 OF HIS 89 CAREER GAMES. HE HAS MISSED 14 GAMES THIS SEASON WITH A SHOULDER INJURY.
- OF JAYCE THARNISH IS 27-OF-29 ON STOLEN BASES IN 2026 AND IS 64-OF-68 IN CAREER.
- THARNISH'S 27 STEALS ARE THE MOST IN A SEASON SINCE 2010 AND RANK 10TH ON THE SCHOOL'S SINGLE-SEASON CHART.
- THARNISH HAS A HIT IN 22 OF HIS PAST 24 GAMES. HE HAS REACHED SAFELY IN 26 CONSECUTIVE GAMES.
- IF LUKE LAWRENCE HAS 249 CAREER HITS AT THE DIVISION I LEVEL. HE HAS REACHED SAFELY IN 50 OF HIS PAST 51 GAMES.

GAME 1

RHP NATE HARRIS
4-2, 5.72 ERA
39.1 IP, 37 H, 36 K



GAME 2

LHP BEN CLEAVER
2-3, 3.57
40.1 IP, 38 H, 41 K



GAME 3

RHP JAXON JELKIN
8-2, 3.57
80.2 IP, 68 H, 92 K



FLORIDA RECAP

- THE CATS WENT 1-2 AT #12 FLORIDA.
- RHP JAXON JELKIN PITCHED HIS SECOND STRAIGHT COMPLETE GAME: 9 IP, 7 H, 2 R, 1 BB, 12 K.
- IF LUKE LAWRENCE HAD SIX RBI, FIVE HITS.
- RHP JACK SAMS: 3 IP, 2 H, 0 R, 4 K.
- THERE WERE NEARLY 7.5 HOURS OF DELAYS ON THE WEEKEND AND A 10 A.M. START ON SUNDAY.
- UK IS 4-3 IN ITS LAST SEVEN GAMES AT FLORIDA.

STAT LEADERS

AVERAGE - .356, JAYCE THARNISH
 RUNS - 54, JAYCE THARNISH
 DOUBLES - 16, ETHAN HINDLE
 HOME RUNS - 10, ETHAN HINDLE
 RBI - 45, ETHAN HINDLE
 BASES ON BALLS - 29, TYLER BELL
 STOLEN BASES - 27, JAYCE THARNISH
 WINS - 8, JAXON JELKIN
 ERA - 3.57, BEN CLEAVER & JAXON JELKIN
 STRIKEOUTS - 92, JAXON JELKIN
 INNINGS PITCHED - 80.2, JAXON JELKIN



ROAD TO HOOVER

2026 SEC Baseball

The Road To Hoover (through games of May 10)

Seed	SEC Record	SEC Winning Percentage
1. Georgia^	21-6	.778
2. Texas A&M	16-10	.615
3. Texas	16-10	.615
4. Alabama	16-11	.593
5. Auburn	16-11	.593
6. Florida	15-12	.556
7. Mississippi State	15-12	.556
8. Arkansas	15-12	.556
9. Ole Miss	14-13	.519
10. Oklahoma	13-14	.481
11. Tennessee	13-14	.481
12. Kentucky	12-15	.444
13. Vanderbilt	11-16	.407
14. LSU	9-18	.333
15. South Carolina	7-20	.259
16. Missouri	6-21	.222

Notes

^Clinched seed

*Tie for seeds 2 and 3 and seeds 4 and 5 broken by Tiebreaker 1-A.

*Tie for seeds 6,7 and 8 broken by Tiebreaker 2-B and 1-B

*Tie for seeds 10 and 11 broken by 1-B.

Seeding

Teams shall be seeded based on winning percentage in regular season conference competition. Ties will be broken in the following manner:

1. Two-Team Tie. The following procedure will be used in the following order until the tie is broken:

- A. Won-lost results of head-to-head competition between the two tied teams.
- B. Won-lost percentage of the two teams against all common opponents
- C. Won-lost percentage of the two teams versus the highest seed using common opponents only (and proceeding through the last seed, if necessary)
- D. Best cumulative winning percentage of all Conference opponents
- E. Coin flip by the Commissioner.

2. Three-Team Tie (or more). The following procedure will be used in the following order until the tie is broken: (Note: If the three tied teams have three different records against each other, they shall be seeded in best-percentage order.) Otherwise, once the tie has been reduced to two teams, the two-team tiebreaker procedure will be used.

- A. If all tied teams are common opponents: Total won-lost percentage of games played among the tied teams.
- B. Won-lost percentage of the tied teams against all common opponents
- C. Won-lost percentage of the tied teams versus the highest seed using common opponents only, and proceeding through the lowest seed, if necessary. In the event of multiple ties, they shall be broken from first to last (e.g. a tie for first place will be broken before a tie for fourth place).
- D. Best cumulative winning percentage of all Conference opponents.
- E. If three or more teams still are tied, the Commissioner will conduct a draw.



@KENTUCKYBASEBALL



@UKBASEBALL

BaseballTix.com



2026 ROSTER

NUMERICAL ROSTER

No.	Name	Pos.	B/T	Ht.	Wt.	Cl.	Hometown/Previous School
0	Jaxon Jelkin*	RHP	R/R	6-5	200	JR	Omaha, Neb./Houston
1	Caeden Cloud	IF	R/R	6-1	195	FR	Nixa, Mo./Nixa HS
2	Tyler Cerny	IF	R/R	6-2	195	SR	Greenwood, Ind./Indiana
3	Will Marcy	OF	R/R	6-3	200	SR	Raleigh, N.C./Memphis/NC State
4	Alex Duffey^	C	L/R	6-1	190	SR	Bernardsville, N.J./Elon
5	Jack Bennett	RHP	R/R	6-2	220	SR	Paducah, Ky./Western Kentucky
6	Tyler Bell	IF	S/R	6-1	195	SO	Frankfort, Ill./Lincoln-Way East HS
7	Toby Peterson	LHP	L/L	6-2	195	FR	Palatine, Ill./Palatine HS
8	Nile Adcock	RHP	R/R	6-2	200	SR	Pinckneyville, Ill./Kaskaskia CC
9	Ethan Hindle	IF	R/R	6-1	200	JR	Delafield, Wisc./Arrowhead HS
10	Luke Lawrence	IF	L/R	6-0	180	SR	Evergreen Park, Ill./Illinois State
11	Scott Campbell Jr.	OF	R/R	6-0	180	SR	Macon, Ga./USC Upstate
12	Connor Mattison	RHP	R/R	6-2	200	JR	Goodyear, Ariz./Grand Canyon
13	Tagger Tyson	C/UT	R/R	6-1	195	JR	Mount Pleasant, S.C./Louisville
16	Ira Austin IV	RHP	R/R	6-2	170	SR	Metairie, La./Univ. of New Orleans
17	Cameron Owens*	RHP/IF	R/R	5-11	190	R-FR	Harrodsburg, Ky./Boyle County HS
19	Jack Sams	RHP	R/R	6-3	195	FR	Lexington, Ky./Lexington Catholic HS
20	Tommy Skelding	RHP	R/R	6-3	200	SO	Atwater, Ohio/Marlington HS
21	Chase Alderman*	RHP	R/R	6-5	210	JR	Morehead, Ky./Eastern Kentucky
22	Burkley Bounds	RHP	R/R	6-2	200	SO	Lexington, Ky./Eastern Kentucky
23	Hudson Brown	IF	L/R	6-6	230	SO	Olive Branch, Miss./Northpoint Christian HS
24	Braxton Van Cleave	OF	L/R	6-3	220	FR	Arlington, Texas/Mansfield HS
25	Ryan Schwartz	UT	R/R	6-4	215	SO	Indian Trail, N.C./Combine Academy HS
28	Lucas Hail	RHP	R/R	5-10	175	FR	Brandenburg, Ky./Meade County HS
29	Owen Jenkins	C/UT	R/R	6-2	220	FR	Lexington, Ky./Lexington Catholic HS
30	Bryson Treichel	RHP	R/R	6-4	200	SO	DeLand, Fla./North Florida
31	Oliver Boone*	RHP	R/R	6-4	210	SO	North Hollywood, Calif./Univ. of California Berkley
33	Ryan Foscolo	OF	R/R	6-3	185	FR	Oviedo, Fla./Hagerty HS
34	Carson Hansen	OF	L/L	6-2	220	SR	Pewaukee, Wisc./Wisconsin-Milwaukee
35	Jackson Soucie	LHP	L/L	6-5	240	SR	Cambridge, Ontario/South Carolina
36	Nate Harris	RHP	R/R	6-4	225	SO	Yorkville, Ill./Yorkville HS
37	Jayce Tharnish	OF	R/R	6-3	190	JR	Devon, Pa./St. Bonaventure
38	Ryan Mullan*	RHP	R/R	6-2	230	JR	Chino Hills, Calif./Loyola Marymount
41	Maxime Boies	IF	L/R	6-0	190	FR	Levis, Quebec/Northern Pre University
44	Michael Gardner	IF	R/R	6-1	175	FR	Oyster Bay, N.Y./Chaminade HS
45	Leighton Harris	LHP	L/L	6-3	220	SO	Lexington, Ky./Fredeick Douglass HS
47	Will Coleman	LHP	L/L	6-1	180	FR	Newburgh, Ind./Castle HS
48	Ben Cleaver	LHP	L/L	6-3	195	JR	Thompsons Station, Tenn./Independence HS
49	Tristan Hunter	RHP	R/R	6-2	185	SO	Forsyth, Mo./Forsyth HS
50	Will Pryor^	RHP	R/R	6-2	210	JR	Whitwell, Tenn./Belmont

*Redshirted 2025; ^Out for the 2026 season

ALPHABETICAL

8	Nile Adcock	RHP
21	Chase Alderman	RHP
16	Ira Austin IV	RHP
6	Tyler Bell	IF
5	Jack Bennett	RHP
41	Maxime Boies	IF
31	Oliver Boone	RHP
22	Burkley Bounds	RHP
23	Hudson Brown	IF
11	Scott Campbell Jr.	OF
2	Tyler Cerny	IF
48	Ben Cleaver	LHP
1	Caeden Cloud	IF
47	Will Coleman	LHP
4	Alex Duffey	C
33	Ryan Foscolo	OF
44	Michael Gardner	IF
28	Lucas Hail	RHP
34	Carson Hansen	OF
45	Leighton Harris	LHP
36	Nate Harris	RHP
9	Ethan Hindle	IF
49	Tristan Hunter	RHP
0	Jaxon Jelkin	RHP
29	Owen Jenkins	C/UT
10	Luke Lawrence	IF
12	Connor Mattison	RHP
3	Will Marcy	OF
38	Ryan Mullan	RHP
17	Cameron Owens	RHP/IF
7	Toby Peterson	LHP/UT
50	Will Pryor	RHP
19	Jack Sams	RHP
25	Ryan Schwartz	OF/C
20	Tommy Skelding	RHP
35	Jackson Soucie	LHP
37	Jayce Tharnish	OF
30	Bryson Treichel	RHP
13	Tagger Tyson	C/UT
24	Braxton Van Cleave	OF

COACHING STAFF

Head Coach: Nick Mingione (Embry-Riddle, 2000)
Career Record (all at Kentucky): 323-210 (.606); 10th season

Assistant Coach/Pitching: Dan Roszel, #15 (North Florida, 2000)
Assistant Coach/Recruiting Coordinator: Austin Cousino, #91 (Kentucky, 2016)
Assistant Coach: Chase Slone, #26 (Wright State, 2019)
Chief of Staff: Brock Doud
Director of Player Development: Trevor Fitts
Director of Offensive Development: Matt Morrow

PRONUNCIATION GUIDE

Caeden	Cay-den
Cerny	Sir-knee
Cousino	Coos-uh-no
Foscolo	Foss-co-low
Jelkin	GEL-kin
Leighton (Harris)	Lay-ton
Maxime "Max" Boies	Max-M Buah (like 'blah')
Mingione	Min-G-own
Roszel	Rose-L
Soucie	Sue-C
Tharnish	Tar-nish
Treichel	Try-cull
Van Cleave	Van Cleeve



2026 SOCIAL MEDIA ROSTER

NAME	X	NAME	INSTAGRAM
NILE ADCKOCK	@NILEADCKOCK22	NILE ADCKOCK	@ADCKOCKNILE
CHASE ALDERMAN	@ALDERMAN_CHASE	CHASE ALDERMAN	@CHASE.ALDERMAN
IRA AUSTIN IV	@IRA_AUSTINIV1	IRA AUSTIN IV	@IRAAUSTINIV
TYLER BELL	@BELLTYLER28	TYLER BELL	@BELLYTYLER28
JACK BENNETT	@JACKBENNETT04	JACK BENNETT	@JACKBENNETT.24
MAXIME BOIES	@MAX_BOIES	MAXIME BOIES	@MAX.BOIES
OLIVER BOONE	@OLIVERBOONE35	OLIVER BOONE	@OLLIEBOONE35
BURKLEY BOUNDS	@BOUNDSBURKLEY	BURKLEY BOUNDS	@BOUNDSBURKLEY
HUDSON BROWN	@HBROWN2318	HUDSON BROWN	@H_BROWN_18
SCOTT CAMPBELL	@SCOTTCAMPBELL_4	SCOTT CAMPBELL	@SCOTTCAMPBELL.4
TYLER CERNY	@TYLERJCERNY	TYLER CERNY	@TYLERJCERNY
BEN CLEAVER	@BEN34CLEAVER	BEN CLEAVER	@BEN34CLEAVER
CAEDEN CLOUD	@CAEDENCLOUD2025	CAEDEN CLOUD	@CAEDENCLOUD2025
WILL COLEMAN	@WILL_COLEMAN10	WILL COLEMAN	@WILL_COLEMAN10
ALEX DUFFEY	@DUFFEY_ALEX	ALEX DUFFEY	@ALEXDUFFEY_
RYAN FOSCOLO	@RYANFOSCOLO	RYAN FOSCOLO	@RYAN.FOSCOLO
MICHAEL GARDNER	@M_GARDNER96	MICHAEL GARDNER	@M.GARDNER96
LUCAS HAIL	@LUCASHAIL2025	LUCAS HAIL	@LUCASHAIL2
CARSON HANSEN	@CARSON34HANSEN	CARSON HANSEN	@CARSON.HANSEN
LEIGHTON HARRIS	@LCHARRIS7805	LEIGHTON HARRIS	@LEIGHTONHARRIS
NATE HARRIS	@NATEHARRIS1515	NATE HARRIS	@NATE_HARRIS15
ETHAN HINDLE	@EHINDLE_27	ETHAN HINDLE	@ETHAN.HINDLE27
TRISTAN HUNTER	@TRISTANHUNTER29	TRISTAN HUNTER	@TRISTAN_HUNTER10
JAXON JELKIN	@JAXONJ24	JAXON JELKIN	@JAXON_JELKIN
OWEN JENKINS	@OWEN_JENKINS10	OWEN JENKINS	@OWENJENKINS_10
LUKE LAWRENCE	@LUKE_L1019	LUKE LAWRENCE	@LUKELAWRENCE1910
WILL MARCY	N/A	WILL MARCY	@WILLMARCY
CONNOR MATTISON	@CONNORMATTISON2	CONNOR MATTISON	@CONNOR.MATTISON12
RYAN MULLAN	@MULLANRYAN	RYAN MULLAN	@RYAN_MULLAN34
CAMERON OWENS	@CAMERON_OWENS08	CAMERON OWENS	@CAMERON_OWENS_8
TOBY PETERSON	@TOBYPETERSON9_	TOBY PETERSON	@TOBYPETERSON9_
WILL PRYOR	@WILL_PRY	WILL PRYOR	@PRYOR_WILL
JACK SAMS	@JACKSAM90594093	JACK SAMS	@JSAMS_19
RYAN SCHWARTZ	@RYANSCHWARTZ25	RYAN SCHWARTZ	@_RYANSCHWARTZ
TOMMY SKELDING	@TOMMYSKELDING	TOMMY SKELDING	@TOMMYSKELDING
JACKSON SOUCIE	@JACKSONSOUCIE34	JACKSON SOUCIE	@JACKSONSOUCIE
JAYCE THARNISH	@JAYCETHARNISH	JAYCE THARNISH	@JAYCETHARNISH
BYRSON TREICHEL	@BRYSONTREICHEL_	BYRSON TREICHEL	@BRYSON.TREICHEL
TAGGER TYSON	@TAGGERTYSON	TAGGER TYSON	@TAGGERTYSON
BRAXTON VAN CLEAVE	@BRAXTON_VC	BRAXTON VAN CLEAVE	@BRAXTON_VC25
COACH MINGIONE	@COACH_MINGIONE	COACH MINGIONE	N/A
COACH COUSINO	@STR8CHED	COACH COUSINO	@AUSTINCOUSINO
COACH ROSZEL	@ROSZELD	COACH ROSZEL	@DANIELROSZEL
COACH SLONE	@CHASE_20_SLONE	COACH SLONE	@CHASESLONE26
KENTUCKY BASEBALL	@UKBASEBALL	KENTUCKY BASEBALL	@KENTUCKYBASEBALL



2026 PLAYER QUICK NOTES/TRENDS



NILE ADCOCK - EARNED FIRST CAREER SAVE ON 3/15 VS. ALABAMA. FOLLOWED IT UP TWO GAMES LATER WITH HIS SECOND AT #19 OLE MISS.



CHASE ALDERMAN - MISSED THE 2025 SEASON WITH A KNEE INJURY. MADE HIS UK DEBUT ON FEB. 17 VS. HOMETOWN MOREHEAD STATE.



IRA AUSTIN IV - SIDE-ARMER WITH LATE-GAME EXPERIENCE.



TYLER BELL - DRAFTED 66TH OVERALL IN 2024 MLB DRAFT; HAS REACHED SAFELY 84 OF 869 GAMES IN COLLEGE; MISSED 14 GAMES WITH SHOULDER INJURY.



JACK BENNETT - EARNED FIRST CAREER UK SAVE AT EVANSVILLE. HAS SEVEN SO FAR IN 2026 AND A WIN. MIDSEASON STOPPER OF THE YEAR WATCH LIST.



OLIVER BOONE - MISSED THE 2025 SEASON WITH AN ELBOW INJURY; MADE UK DEBUT ON FEB. 20 VS. EVANSVILLE; EARNED FIRST WIN ON 3/10 VS. BALL STATE.



BURKLEY BOUNDS - HAS 27 STRIKEOUTS OVER 19.0 INNINGS IN 16 APPEARANCES IN 2026.



HUDSON BROWN - HAD BACK-TO-BACK THREE-HIT GAMES VS. EVANSVILLE. RETURNED VS. TENNESSEE AFTER MISSING A MONTH AND HOMERED IN SECOND AB.



SCOTT CAMPBELL - HAS BEEN HIT BY 13 PITCHES AND STOLEN 13-OF-14 BASES; THROWS FROM OF HAVE BEEN IN UPPER 90s. HAS 8 OF ASSISTS.



TYLER CERNY - LED THE MLB DRAFT LEAGUE IN BATTING OVER THE SUMMER AND HAS BEEN HIT BY 56 PITCHES IN HIS CAREER; MISSED EIGHTS GAMES WITH HAMSTRING ISSUE.



BEN CLEAVER - PITCHED 7.0 SHUTOUT INNINGS VS. TENNESSEE; CURRENTLY HAS TOSSED 11 CONSECUTIVE SCORELESS INNINGS.



CAEDEN CLOUD - FRESHMAN WHO HAS STARTED 22 GAMES AND BECOME STARTING 3B; BATTING .350 WITH 5 XBH AND 7 RBI IN MAY.



CARSON HANSEN - HOMERED ON TWO OF THE FIRST THREE PITCHES HE SAW AS A WILDCAT. MISSED THE FIRST FOUR GAMES WITH A BROKEN TOE.



LEIGHTON HARRIS - EARNED FIRST CAREER SAVE ON 4/11 AT AUBURN; 2026 SEC COMMUNITY SERVICE TEAM.



NATE HARRIS - SERVED AS FRIDAY NIGHT STARTER IN 2025 AS A TRUE FRESHMAN; HAD MISSED THREE WEEKENDS BEFORE STARTING 5/10 AT FLORIDA.



ETHAN HINDLE - LED THE 2025 TEAM IN ON-BASE PERCENTAGE AND DREW 19 HBP; 6TH PLACE ON UK CAREER HBP CHART (35); HAS 29 XBH THIS SEASON.



TRISTAN HUNTER - HAD A 17.5 K/9 IP RATIO IN 2025 AND STRUCK OUT 26 IN 16.1 INNINGS THIS SEASON (37 IN 22.0 CAREER IP).



JAXON JELKIN - HAS PITCHED 8.0 INNINGS IN THREE OF LAST FOUR STARTS; LAST TWO OUTINGS: 2 CG, 17.0 IP, 11 H, 4 R, 1 BB, 23 K



OWEN JENKINS - NO. 28 PLAYER IN 2025 RECRUITING CLASS BY PERFECT GAME; TRIPLED ON 2ND COLLEGIATE PITCH SEEN; HAD 4 HITS VS. WKU; RETURNED LAST WEEKEND.



LUKE LAWRENCE - HAS 41 CAREER MULTI-HIT GAMES; IN 2026, HAS BOTH A GRAND SLAM & INSIDE-THE-PARK HOMER; HAS PLAYED 2B, SS AND 3B THIS SEASON.



CONNOR MATTISON - HAS AVERAGED NEARLY 12 STRIKEOUTS PER NINE INNINGS OVER HIS CAREER; STARTED 3 OF PAST 4 SUNDAYS.



WILL MARCY - MISSED MOST OF 2025 SEASON WITH BROKEN ANKLE. HAS BATTLED ADDITIONAL INJURIES THROUGHOUT FALL AND EARLY SEASON.



RYAN MULLAN - MISSED THE 2025 SEASON WITH AN ELBOW INJURY SUFFERED AT PREVIOUS SCHOOL; RANKED 7TH IN NATION IN APPEARANCES IN 2024.



RYAN SCHWARTZ - HAS YET TO GET HOT IN 2026 BUT HAS ABILITY TO CARRY A LINEUP WHEN HE DOES. CURRENTLY INJURED (HAND).



JACKSON SOUCIE - 6-FOOT-4 LEFTY UP TO 94 IN FALL AND HAS SEC EXPERIENCE (AT SOUTH CAROLINA).




JAYCE THARNISH - LEADS TEAM IN STOLEN BASES, RUNS AND HITS; HAS 64 CAREER STEALS IN 67 ATTEMPTS; MOST STEALS IN SEASON AT UK SINCE 2010.



TAGGER TYSON - HAS COLLEGE WORLD SERIES EXPERIENCE; HAS OBP OF .379 THIS SEASON.



BRAXTON VAN CLEAVE - WEEK 12 SEC FRESHMAN OF WEEK AND BASEBALL AMERICA TEAM OF WEEK; HAS NINE XBH AMONGST HIS 18 CAREER HITS.



WEEK 14 SCHEDULE FOR KENTUCKY BASEBALL

MONDAY - 11	TUESDAY - 12	WEDNESDAY - 13	THURSDAY - 14	FRIDAY - 15	SATURDAY - 16	SUNDAY - 17
Practice	Practice	Practice	vs Arkansas 6:30 p.m. ET KPP SECN+	vs Arkansas 6:30 pm ET KPP SECN+	vs Arkansas 2 p.m. ET KPP SECN+	End Regular Season

2026 HONORS

IRA AUSTIN IV

- STOPPER OF THE YEAR PRESEASON WATCH LIST (NCBWA)

TYLER BELL

- NATIONAL TEAM OF THE WEEK (NCAA.COM, WEEK 12, 5/4)
- SEC Co-PLAYER OF THE WEEK (WEEK 12, 5/4)
- PRESEASON ALL-AMERICA, FIRST TEAM (JUST BASEBALL MEDIA)
- PRESEASON ALL-AMERICA, THIRD TEAM (D1BASEBALL)
- PRESEASON ALL-AMERICA, THIRD TEAM (PERFECT GAME)
- PRESEASON ALL-AMERICA, FOURTH TEAM (NCBWA)
- PRESEASON GOLDEN SPIKES AWARD WATCH LIST
- PRESEASON COLLEGE PLAYER OF THE YEAR WATCH LIST (BASEBALL AMERICA)
- PRESEASON ALL-SEC, FIRST TEAM (COACHES)
- PRESEASON ALL-SEC (JUST BASEBALL MEDIA, PERFECT GAME)
- TOP 10 SOPHOMORES (PERFECT GAME)

JACK BENNETT

- STOPPER OF THE YEAR MIDSEASON WATCH LIST (NCBWA)

SCOTT CAMPBELL JR.

- PRESEASON ALL-AMERICA, FOURTH TEAM (NCBWA)

TYLER CERNY

- TOP 10 SENIORS (PERFECT GAME)

BEN CLEAVER

- PRESEASON ALL-AMERICA, FOURTH TEAM (NCBWA)
- PRESEASON ALL-SEC, SECOND TEAM (COACHES)
- FRANK G. HAM SOCIETY OF CHARACTER INDUCTEE

CAEDEN CLOUD

- TOP 100 FRESHMAN (PERFECT GAME)

NATE HARRIS

- TOP 100 SOPHOMORES (PERFECT GAME)

ETHAN HINDLE

- SEC Co-PLAYER OF THE WEEK (WEEK 4, 3/9)
- NCAA.COM TEAM OF THE WEEK (WEEK 4)

JAXON JELKIN

- NATIONAL PITCHER OF THE YEAR WATCH LIST (COLLEGE BASEBALL FOUNDATION)
- TOP 3 SENIORS (PERFECT GAME)

OWEN JENKINS

- TOP 100 FRESHMAN (PERFECT GAME)

LUKE LAWRENCE

- BROOKS WALLACE AWARD SEMIFINALIST

TOMMY SKELDING

- FRANK G. HAM SOCIETY OF CHARACTER INDUCTEE

BRAXTON VAN CLEAVE

- NATIONAL TEAM OF THE WEEK (BASEBALL AMERICA, WEEK 12, 5/4)
- SEC FRESHMAN OF THE WEEK (WEEK 12, 5/4)
- TOP 100 FRESHMAN (PERFECT GAME)

THE SKIP

Kentucky Head Coach Nick Mingione was named the 2024 National Coach of the Year for the second time in his tenure with the Wildcats, picking up the laurel from Perfect Game and the National Collegiate Baseball Writers Association's Dick Howser Trophy. Mingione, the 2024 SEC Coach of the Year, guided the Cats to the program's first-ever Men's College World Series berth, the program's second-ever SEC Regular Season Championship, a program record 46 wins, and a program best 22 SEC victories. Kentucky also reached a school-record ranking of No. 2 in all five major polls, as well as the program's highest national seed (2). In the NCAA Tournament, the Wildcats swept a regional for the first time, hosted the first-ever Lexington Super Regional, and claimed the first two Super Regional wins in Kentucky history on the way to Omaha. Mingione was also named the National Coach of the Year, as well as SEC Coach of the Year, in 2017 after taking the program to its first Super Regional during his first year at the helm.

YOU GET A ROS(ZEL)

Kentucky's pitching staff has benefitted greatly from the work of Dan Roszel, who has spent the majority of his coaching career at East Carolina and Kentucky. He also helped develop Atlanta star lefty Chris Sale. Since arriving at UK prior to the 2020 season his pitching staff has struck out nearly 10 batters per nine innings. In 2022, the unit set the school record for strikeouts in a season with 593 and staff's under his guidance own three of the top four seasons in program history in that department. Roszel's groups also have the top two seasons in school history in shutouts. UK's combined ERA through his first six seasons was 4.75.



Roszel has a lengthy track record of producing big leaguers and saw three of his former players at Florida Gulf Coast, including Sale and MLBers Richard Bleier and Casey Coleman, inducted into the school's athletics Hall of Fame in the past three years.

AUSTIN, POWERED!

Former All-American, professional ballplayer, two-time Gold Glove winner and USA Baseball alum Austin Cousino in 2024 returned to his alma mater as an assistant coach/recruiting coordinator on Nick Mingione's staff and provided immediate dividends. Cousino already has tapped into his immense professional scouting experience with a pair of organiza-



WILDCATS RECORD WHEN...

	2026	MINGIONE
Record	30-18	323-210
Home	19-6	214-86
Away	11-12	91-108
Neutral	0-0	14-16
SEC	12-15	125-139
Home	7-5	71-58
Road	5-10	52-83
Non-Conference.....	18-3	187-55
Home	12-1	137-26
Road	6-2	40-25
Neutral.....	0-0	10-4
Non-Power Four	17-2	165-25
Postseason	0-0	21-20
Day games	19-12	217-122
Night games.....	11-6	108-88
One-run games	2-6	49-47
Two-run games	7-1	40-36
Five+-run games.....	12-7	159-84
Extra-inning games	0-0	16-11
In shutouts	2-4	20-15
Scoring first	20-8	223-82
Opponent scores first	10-9	61-131
Scoring 10 or more runs.....	12-2	129-7
Allowing 10 or more runs	1-8	8-67
Scoring six runs or more.....	21-10	244-57
Scoring four runs or less	6-7	43-141
Allowing four runs or less.....	22-1	229-36
Hitting home run(s).....	20-7	224-116
Allowing home run(s)	14-12	138-154
Out-hitting an opponent	23-4	262-43
Out-hit by opponent.....	1-13	38-157
Matching opponents hits.....	6-1	21-9
vs. LHP	11-4	114-66
vs. RHP	19-14	202-144
Leading after seventh inning	25-1	268-17
Trailing after seventh inning	3-15	26-167
Tied after the seventh inning	0-1	16-19
Decided in the last at bat.....	1-3	42-30
Not committing an error	15-2	160-64
Committing two or more errors	2-11	39-77
vs. Top 25	5-7	94-120
vs. Top 10	1-2	43-71
On Monday	0-0	2-1
On Tuesday	5-2	69-23
On Wednesday	2-0	18-7
On Thursday	0-1	8-15
On Friday	9-4	79-58
On Saturday	10-5	78-65
On Sunday	4-6	71-41
In February	8-2	61-20
In March	14-4	126-49
In April	5-9	71-76
In May	3-3	57-57
In June	0-0	14-9
In 1st Base Dugout.....	2-2	106-72
In 3rd Base Dugout	28-16	214-137
UNI WATCH		
HOME		
White top/White pants/Blue cap.....	3-1	60-23
White top/White pants/Camo cap	3-1	3-1
Blue top/White pants/Blue cap.....	5-0	45-11
Blue top/Pinstripe pants/Blue cap.....	0-1	15-6
Blue top/White pants/Black cap.....	0-0	1-0
Blue top/White pants/Camo cap	1-0	3-5
Black top/White pants/Black cap.....	1-1	19-13
Black top/White pants/Blue cap.....	1-0	2-1
Black top/White pants/Blue cap.....	0-0	1-1
Black top/White pants/Camo cap.....	1-0	4-0
Black top/Pinstripe pants/Black cap	0-1	6-2
Creams/Blue cap	2-0	24-8
Pinstripes/Blue cap	2-1	27-17
Pinstripes/Black cap	0-0	2-0
ROAD		
Gray Vests.....	0-0	36-45
Gray top/Gray pants/Blue cap.....	0-1	16-20
Gray top/Gray pants/Black cap	3-2	9-12
Gray top/Gray pants/Gray cap	0-0	14-16
Blue top/Gray pants/Blue cap	2-4	27-35
Blue top/Gray pants/Gray cap	3-1	17-5
Black top/Gray pants/Black cap	3-3	22-37
Black top/Gray pants/Blue cap	0-1	1-1

*More "Record When..." on page 16

tions to get the Wildcats' recruiting off to a strong start with Cousino as its lead recruiter. The former Wildcat starred at UK from 2012-14 and is considered one of the top all-around players to have suited up for the Blue and White. He also played in both the Angels and Mariners' farm systems and reached Triple-A before a shoulder injury derailed his career.

BIGGIE BOX

One of the pillars of UK's offense is working its game goals in search of the big inning - "Biggie Box" - which is defined as any inning where the Cats put three or more runs on the scoreboard. The approach has been incredibly effective during the Mingione era and the Cats also are 244-57 under Mingione when scoring six or more runs. (See box on page 14 for Biggie Box innings)

BACK 2 BACK 2 BACK

Kentucky has qualified for back-to-back-to-back NCAA Regionals for the first time in program history, two of which were hosted in Lexington. During Mingione's eight seasons for which an NCAA Tournament has been held UK has made four regionals, three super regionals, a College World Series, hosted three regionals and one super regional.

TOURNAMENT EXCELLENCE

Kentucky has been one of the top teams in the SEC the past three seasons in the NCAA Tournament, ranking fourth amongst teams from the conference with 12 total victories. Only LSU, which has two national titles, Tennessee and Florida have more NCAAT wins. The Cats have 10 more wins in the tournament than longtime power Vanderbilt as well as more than Arkansas, Auburn, Georgia, South Carolina and Texas, amongst others.

RPI DARLINGS

One of the most important pieces to securing NCAA regional bids and any potential hosting opportunities is deeply tied to the Ratings Percentage Index - RPI - created and utilized by the NCAA to evaluate teams. Kentucky has been one of the nation's best in this tool over the past three seasons, ranking No. 8 in average RPI amongst Division I teams (2023-25).

LINE OF DEFENSE

Kentucky has featured one of the top defenses in the country during Coach Mingione's tenure, posting the five best single-season fielding percentage marks in the past five seasons. UK led the nation in 2023 with a .984 fielding percentage and followed it with a .980 clip in 2024 and three SEC All-Defensive Team members. Last season, UK fielded at .977. Before 2023, no Wildcat club had fielded at .980 or higher, and now, the Cats have reached that mark for in two of the past three seasons.

OUI, OUI

Kentucky has a rich history with Canadian baseball players, including most recently with All-American infielder Emilien Pitre. Now senior pitcher Jackson Soucie and freshman infielder and former Canadian Junior National Team member Maxime Boies (Max-M Buah like 'blah') joins alumni James Paxton, Tristan Pompey, Zach Pop, Chris Bisson and other Canadians who have starred at UK. Boies is from Quebec, while Soucie has from Ontario.

CHICAGO CATS

Kentucky has tapped into the fertile Chicagoland recruiting soil in recent seasons, expanding ever-deeper into the Midwest for acquisition of talent. Zach Reks (MLB), Ryan Ritter (2022 Gold Glove), Jackson Gray (2023) and now Tyler Bell, Luke Lawrence and Nate Harris (2026). Bell, a second round selection in the 2024 MLB Draft, attended the same high school as Ritter and continues to work out with him when both are home.

#EVERYTHINGSCHOOL

Under the direction of athletics director Mitch Barnhart, UK has greatly enhanced its athletic profile across the entire department since his arrival. In recent years, volleyball (it also was run-



ner up in 2025 and has nine consecutive SEC championships) and rifle each have national championships, football has had a 10-win season and Citrus Bowl championship, men's tennis finished national runners-up (2022), SEC Tournament Champions (2023, 2024), and SEC Regular Season Champions (2024), men's soccer completed an undefeated regular season and No. 1 overall seed in NCAA Tournament (2022), baseball reached a trio of Super Regionals (2017, 2023, 2024), reached its first CWS (2024) and won an SEC Championship (2024), softball advanced to the WCWS (2014), women's swimming won the SEC title (2021), track and field and gymnastics (2023 6th Place Finish) each cemented their status as elite programs on the national scene, and women's basketball won the SEC Tournament for the second time in 2022. That's not to mention the continued excellence of men's basketball and cheerleading, all of which culminated in a school-record ninth place finish in the Director's Cup standings for 2021-22.

MINGIONE IS SUPER-B

Kentucky coach Nick Mingione is writing his name all over the school's record books. In addition to being on the coaching staff of all four teams that have hosted a regional (assistant in 2006, head coach in 2017, 2023 and 2024), he is the only head coach to guide UK to a Super Regional, now having done so three times in the last eight NCAA Tournaments, and the Men's College World Series. Mingione also has guided the program to an NCAA Regional in three consecutive seasons, the first time that has been accomplished in Lexington. Kentucky has captured the heart of the Big Blue Nation, playing an exciting brand of baseball that has bred large crowds, top RPI ratings and belief.

In 2024, when the Cats shattered school attendance records, went 5-0 at home in the NCAA Tournament and won only their second SEC regular season title in history. For the effort, Mingione was named the SEC and National Coach of the Year, both for the second time in his first seven full seasons as a head coach.

LEAVE IT TO CLEAVER

Lefty Ben Cleaver burst onto the scene in 2025 as one of the SEC's top weekend starters, leading UK in wins, innings pitched, strikeouts, ERA, batting average against and fewest hits allowed per nine innings. The Slim Reaper™ twice recorded 11 strikeouts and no walks in 6.0 innings, had seven quality starts and at 5.61 hits allowed per nine innings last season he ranked ninth nationally and 27th in WHIP (1.00). He has struck out 118 in 97.1 career innings.

"That guy is a winner," D1Baseball.com's Aaron Fitt said. "He gives you so much confidence. He's a trustworthy huy (on the mound). Just the old school pitchability lefty that carves people up."

RINGING THE BELL

Sophomore IF Tyler Bell is betting big on himself. The Chicago-area youngster was picked 66th overall in the 2024 MLB Draft but did not agree to contract terms with the Tampa Bay Rays and instead enrolled at UK, making him the highest-ranked draft pick to make it to campus last season. He will be draft eligible again after the 2026 season. He spent last summer in the famed Cape Cod League and the with the USA Collegiate National Team. (see pages 21-22 for more on Bell's freshman season and summer with USA Baseball).

"(Bell) has that superstar potential," D1Baseball.com's Aaron Fitt said. "He

can be a first round draft pick, All-American. I think there's another step for him, too. I think he'll be a major league shortstop."

DEDICATED TO THE DETAILS

Tyler Bell is not just a talented player but when he made the decision not to sign an MLB contract out of high school he bet on himself and committed to mastering his craft and bettering himself in all areas of life. Bell maintains a disciplined lifestyle that includes Sunday meal prep for the week ahead, a 10 p.m. curfew for entertainment, early rising times and attention to details. It is not uncommon for the draft-eligible sophomore to be working on the finer points of his game before most people are out of bed and he often is having a "second breakfast" by 8 a.m.

HAVE MARCY!

Senior OF Will Marcy is back for his final season after playing only a handful of games in 2025 due to a broken lower leg suffered while baserunning. He is known for his terrific outfield defense, mostly in centerfield, and was just rounding into form last spring before getting injured.

LAWRENCE OF LEXINGTON

Senior IF Luke Lawrence in many ways is the engine that makes the Wildcats go. Playing a premium middle infield position as Tyler Bell's double play partner – and roommate – Lawrence was vital in the Cats reaching a regional in 2025. He led all UK returners in average (2nd overall), topped the team in hits, was second in runs, third in RBI and steals and had 16 extra base hits. He was the only player to hit over .300 in conference play, hit nearly .500 in postseason games and made the Clemson All-Regional team. Lawrence is hitting well above .300 for his collegiate career and is closing in on 200 hits and 30 stolen bases. The Chicago native also is an accomplished hockey player.



A.D. - AFTER DEVIN

Perhaps the most jarring change for UK this spring will be the absence of longtime catcher Devin Burkes. Arguably the winningest and most influential player in school history, Burkes graduated after being the mainstay on three straight NCAA regional teams, two Super Regional clubs, the school's first College World Series team, second SEC championship team and he was a two-time Mr. Wildcat for the school, which is the highest honor bestowed upon a male athlete at the school. He finished having started 177 of 190 games played and was one of Coach Nick Mingione's most trusted players ever.



2026 SPLITS

	G	AVG.	R	H	2B	3B	HR	RBI	BB	K	SB
OVERALL	48	.284	342	448	96	13	49	318	207	373	116
SEC	27	.265	161	236	49	4	30	151	110	232	50
NON-SEC	21	.309	181	212	47	9	19	167	97	141	66
HOME	25	.298	197	237	49	4	29	185	123	170	58
AWAY	23	.269	145	211	47	9	20	133	84	203	58
NEUTRAL											
DAY	32	.285	222	301	64	8	34	206	132	230	91
NIGHT	16	.283	120	147	32	5	15	112	75	143	25
WINS	30	.312	249	304	65	11	36	228	123	219	87
LOSSES	18	.239	93	144	31	2	13	90	84	154	29
FEBRUARY	10	.300	73	104	25	6	6	66	35	71	38
MARCH	18	.287	144	160	30	4	17	133	99	139	43
APRIL	14	.258	79	119	24	3	15	75	61	112	24
MAY	6	.307	46	65	17	0	11	44	12	51	11
JUNE											

LIGHTING UP THE RADAR GUN

Senior righty Jaxon Jelkin is healthy and ready to cash in on his enormous potential this season. The twice-drafted fireballer sat out last spring as a midseason transfer while also continuing to recover from a previous injury. He drew rave reviews at the end of the season for his performance in live Abs against teammates and then topped out at 99 MPH last fall against West Virginia in an exhibition game.

“(Jelkin) has utterly electric stuff,” D1Baseball.com’s Aaron Fitt said. “It’s not just velocity. It’s the low slot with a turbo sinker. It’s all there. It’s real stuff. I’m betting on him getting more and more comfortable as he pitches more. I’m absolutely buying.”



MAY THE SCHWARTZ BE WITH YOU

Sophomore UT Ryan Schwartz has quickly made himself one of the more indispensable pieces of the club, packaging immense talent with demonstrated performance. After a wrist injury rendered him less than 100 percent until midway through the 2025 season, he made an immediate impact the second half of the season, slashing .317/.461/.500 with seven extra base hits in 60 AB. He finished the season reaching base safely in each of the final 20 games and carried over his performance with a terrific summer. A highly ranked recruit out of high school, Schwartz could be an option at either corner outfield spot, first base and even on the mound after arriving as a catcher.

THE HARRIS TWINS

Although they are not related, sophomore pitchers Leighton and Nate Harris could each play vital roles in 2026. Nate became the Friday night starter last season and then pitched a gem to eliminate Clemson from the postseason on the Tigers’ own field and is known for his even nature. Leighton did not see much game action in 2025 but was sensational over the summer in being named the NECBL’s “Stephen Strasburg Top Pro Prospect” (0.64 ERA, 39:10 K/BB ration in 28 IP).

CERTAINLY CERNY

Senior infielder Tyler Cerny, a transfer from Indiana, comes to Lexington with extensive experience and a very similar profile to former Wildcat Mitchell Daly. Like Daly, Cerny has been a middle infielder through-

MULTI-HIT GAMES AT UK

PLAYER	2026	CAREER
TYLER BELL	12	29
HUDSON BROWN	12	18
SCOTT CAMPBELL	8	8
TYLER CERNY	3	3
CAEDEN CLOUD	5	5
ALEX DUFFEY	1	1
CARSON HANSEN	5	13
ETHAN HINDLE	13	16
OWEN JENKINS	7	7
LUKE LAWRENCE	20	41
RYAN SCHWARTZ	7	10
JAYCE THARNISH	23	23
TAGGER TYSON	3	3
BRAXTON VAN CLEAVE	4	4

MULTI-RBI GAMES AT UK

PLAYER	2026	CAREER
TYLER BELL	9	19
HUDSON BROWN	7	11
SCOTT CAMPBELL JR.	5	5
CAEDEN CLOUD	3	3
TYLER CERNY	2	2
ALEX DUFFEY	1	1
CARSON HANSEN	3	10
ETHAN HINDLE	14	18
OWEN JENKINS	4	4
LUKE LAWRENCE	8	17
WILL MARCY	3	3
RYAN SCHWARTZ	4	7
JAYCE THARNISH	7	7
TAGGER TYSON	1	1
B. VAN CLEAVE	5	5

CURRENT HIT/REACH BASE STREAKS

(listed alphabetically; *career)

PLAYER	LONGEST*	CURRENT	REACH SAFE
BELL	11	-	-
BROWN	11	1	1
CAMPBELL	7	-	-
CLOUD	6	-	7
DUFFEY	-	-	-
CERNY	4	-	1
HANSEN	5	-	-
HINDLE	7	1	1
JENKINS	3	-	-
LAWRENCE	6	6	13
MARCY	4	1	1
SCHWARTZ	5	3	4
THARNISH	14	4	26
TYSON	4	2	5
VAN CLEAVE	10	2	2



JAYCE THARNISH

THIEVES OF THE INDUSTRY

- In 10 years under coach Nick Mingione the Wildcats have swiped 861 bases in 1088 attempts, a success rate of 79.1 percent.
- UK has stolen more bases than any other SEC team during that span (2nd - Vanderbilt) and nearly 100 more bases than Vandy since start of 2022.
- Jayce Tharnish is 64-of-67 in his career (27-of-29 in 2026).
- Tharnish's 27 steals are the most in a season since 2010 and rank 10th on the school's single-season chart.
- In 2026, five players have at least 10 steals. In 2025, seven players had at least 11 stolen bases.
- UK stole 252 bases in 2024 and 2025, second-most among Power Four teams.
- In 2023, for the first time in school history (for which stats are available, 1969) the Cats had four players with at least 15 stolen bases.
- In 2021, the Cats stole 78 bases in 86 attempts. It was the highest success rate (90.7) of any Division I-A team with 50+ stolen bases.

Stolen Bases, Team Single-Season

Stolen Bases	Season
1. 142	1996
2. 135	1995
3. 132	2025
116	2026

Kentucky has stolen at least 58 bases in each of the eight full seasons Mingione has been head coach and had more than 75 six times.

YEAR	SB/ATT
2017	63-95
2018	58-84
2019	85-116
2020	25-34
2021	78-86
2022	81-92
2023	94-123
2024	120-153
2025	132-163
2026	116-141
Total	861-1088



LUKE LAWRENCE



TRACKING KENTUCKY'S EXTRA-BASE HITS

Player	Doubles 2026 (career)	Triples 2026 (career)	Home Runs 2026 (career)	Totals 2026 (career)
TYLER BELL	8 (25)	0 (2)	6 (14)	14 (41)
HUDSON BROWN	11 (18)	0 (0)	4 (6)	15 (24)
SCOTT CAMPBELL JR.^	9 (20)	1 (1)	3 (14)	13 (35)
TYLER CERNY^	3 (50)	1 (7)	1 (31)	5 (88)
CAEDEN CLOUD	6 (6)	0 (0)	4 (4)	10 (10)
ALEX DUFFEY^	0 (24)	2 (2)	0 (10)	2 (35)
CARSON HANSEN	1 (28)	1 (4)	2 (18)	4 (50)
ETHAN HINDLE	16 (21)	3 (3)	10 (13)	29 (37)
OWEN JENKINS	4 (4)	2 (2)	1 (1)	7 (7)
LUKE LAWRENCE	11 (41)	0 (6)	3 (13)	14 (60)
WILL MARCY	2 (29)	0 (1)	2 (11)	4 (41)
RYAN SCHWARTZ	6 (9)	0 (2)	4 (5)	10 (16)
JAYCE THARNISH^	11 (27)	3 (8)	4 (11)	18 (47)
TAGGER TYSON^	3 (13)	0 (1)	0 (1)	3 (15)
BRAXTON VAN CLEAVE	4 (4)	0 (0)	5 (5)	9 (9)
TOTALS	96 (321)	13 (39)	49 (160)	140 (500)

(*NOTE: STATS ARE FOR ENTIRE CAREER AT D-I LEVEL; ^2026 IS FIRST SEASON AT KENTUCKY)

out his career but made the transition to third base in the fall. Indiana's school record holder for HBP (45), he entered the season as the active career leader in the SEC for runs scored, hits and doubles while also ranking among the leaders in games played, triples, RBI and HBP. In an unusual coincidence, Cerny played against UK in the 2023 Lexington Regional and was ejected from a game for a celebration prop being brought onto the playing field.

CLUB MED

For much of the 2025 season the UK coaches deftly handled a pitching staff that was without three arms that were expected to be major contributors before eventually having it catch up to them in the hectic nature of the NCAA Regional. The Cats get two of those pitchers back, plus the electric right arm of Jaxon Jelkin after he sat out last season and the experienced Ryan Mullen after he missed last season at Loyola Marymount with an injury. The others (RHP Oliver Boone and RHP Chase Alderman) each have been cleared by doctors and enter 2026 full-go.

GONE IN 90 FEET

Kentucky has earned a reputation as one of the nation's most aggressive baserunning clubs under coach Nick Mingione, not only setting school records for stolen bases but also earning widespread attention for its unorthodox thefts of home plate and willingness to always try and take an extra base. The Cats continued to completely lean into that identity during the offseason when they brought in Jayce Tharnish, one of 2025's top stolen base artists. The outfielder swiped 32 bags in 33 attempts last season and is one of five players on the roster with 20 or more career steals.

BIG BLUE TO THE BONE

Nick Mingione's recruiting philosophy always has been to keep the best players from Kentucky at home in blue and white and that increasingly has meant via the transfer portal as well (RHP Darren Williams, to name one). The Cats played on those heartstrings again for this season, taking RHPs Jack Bennett and Burkley Bounds in the portal. Bennett (Paducah, Ky.) was Western Kentucky's Friday night starter last season as the Hilltoppers made a regional, while Bounds (Lexington) had a strong freshman season at Eastern Kentucky. A full list of players from the Commonwealth is on page 32.

SHINY, NOT THARNISHED

The breakout star of the fall for UK was outfielder Jayce Tharnish, a transfer from St. Bonaventure with a speedy reputation. But the 6-foot-3 fleet-footed proved to have much more in his arsenal and was terrific in the Cats' two exhibitions, batting .429 with juice, stolen bases and an ability to get on base. Tharnish

QUALITY STARTS (10)

(*6 IP, 3 OR FEWER EARNED RUNS)

DATE	PITCHER (#)	IP (H, R-ER, BB, K)
2/27	J. JELKIN (1)	7.1 (2, 1-0, 1, 8)
3/1	N. HARRIS (1)	6.0 (5, 1-1, 1, 9)
3/15	N. HARRIS (2)	6.0 (1, 2-2, 2, 5)
3/20	J. JELKIN (2)	7.0 (4, 1-1, 3, 6)
3/27	J. JELKIN (3)	8.0 (5, 2-2, 1, 7)
4/3	J. JELKIN (4)	7.0 (8, 4-3, 1, 10)
4/17	J. JELKIN (5)	8.0 (6, 2-2, 1, 9)
5/1	B. CLEAVER (1)	7.0 (4, 0-0, 2, 4)
5/2	J. JELKIN (6)	8.0 (4, 2-2, 0, 11)
5/9	J. JELKIN (7)	9.0 (7, 2-2, 1, 12)

SAVES (12)

DATE	PITCHER (#)	OPPONENT
2/21	BENNETT (1)	EVANSVILLE
2/27	BENNETT (2)	ST. JOHN'S
2/28	SOUCIE (1)	ST. JOHN'S
3/1	BOUNDS (1)	ST. JOHN'S
3/6	BENNETT (3)	THE CITADEL
3/13	BENNETT (4)	ALABAMA
3/14	BENNETT (5)	ALABAMA
3/15	ADCOCK (1)	ALABAMA
3/20	ADCOCK (2)	OLE MISS
4/7	BENNETT (6)	LOUISVILLE
4/11	L. HARRIS (1)	AUBURN
4/26	BENNETT (7)	SOUTH CAROLINA



THE BIG INNING (49)

(*3 or more runs scored; Blue shaded are SEC games)

OPPONENT	RUNS
AT UNC GREENSBORO	8
AT UNC GREENSBORO	6
AT UNC GREENSBORO	3
AT UNC GREENSBORO	3
MOREHEAD STATE	3
EVANSVILLE	4
WESTERN KENTUCKY	4
WESTERN KENTUCKY	3
AT EASTERN KENTUCKY	4
AT EASTERN KENTUCKY	3
CITADEL	6
CITADEL	3
CITADEL	6
CITADEL	4
CITADEL	3
CITADEL	3
BALL STATE	5
ALABAMA	4
ALABAMA	3
AT OLE MISS	3
AT OLE MISS	6
MURRAY STATE	3
MURRAY STATE	4
MURRAY STATE	6
AT LSU	3
AT LSU	3
AT LSU	3
AT LSU	3
AT LSU	3
MIAMI	6
MIAMI	3
MIAMI	3
MISSOURI	5
LOUISVILLE	3
AT AUBURN	3
AT AUBURN	3
VANDERBILT	4
AT LOUISVILLE	4
AT SOUTH CAROLINA	4
AT SOUTH CAROLINA	3
AT SOUTH CAROLINA	3
TENNESSEE	4
TENNESSEE	3
TENNESSEE	3
TENNESSEE	3
TENNESSEE	4
TENNESSEE	4
TENNESSEE	4
AT FLORIDA	3

KENTUCKY HEAD COACH NICK MINGIONE HAS WON 323 CAREER GAMES AT THE SCHOOL. HE CURRENTLY RANKS SECOND ON THE ALL-TIME WINS LIST AND HAS THE SECOND-HIGHEST WINNING PERCENTAGE OF ANY COACH WHO SPENT AT LEAST 100 GAMES AT THE SCHOOL.

COACH	VICTORIES	PCT.	SEASONS
KEITH MADISON (1979-2003)	735	.535	25
NICK MINGIONE (2017-)	323	.606	10
GARY HENDERSON (2009-16)	258	.564	8
JOHN COHEN (2004-08)	175	.610	5
HARRY LANCASTER (1947, 1951-65)	163	.500	16



TWO-OUT RBI	
PLAYER	RBI
BELL	7
BROWN	3
CAMPBELL JR.	9
CLOUD	5
DUFFEY	2
HANSEN	2
HINDLE	13
JENKINS	4
LAWRENCE	12
MARCY	7
SCHWARTZ	4
THARNISH	6
TYSON	3
VAN CLEAVE	5
TEAM	82

The Nick Mingione Show, a weekly radio sitdown with Kentucky's head man, is part of the UK Sports Network and hosted by team radio announcer Darren Headrick. It airs Monday nights at 7:30 p.m. ET beginning on March 9.

TRACKING KENTUCKY CAREER HIGHS

PLAYER	HITS (most recent)	RBI (most recent)	RUNS (most recent)
TYLER BELL	4 (AT AUBURN; 4/11/26)	4 (AT TEXAS A&M; 3/29/25)	3 (VS TENNESSEE; 5/3/26)
HUDSON BROWN	3 (AT EVANSVILLE; 2/21/26)	4 (VS MURRAY STATE; 3/24/26)	3 (VS TENNESSEE; 5/2/26)
SCOTT CAMPBELL JR.	2 (AT So. CAROLINA; 4/25/26)	4 (VS MISSOURI; 4/3/26)	2 (AT FLORIDA; 5/8/26)
TYLER CERNY	2 (VS WKU; 2/25/26)	1 (AT AUBURN; 4/11/26)	2 (VS WKU; 2/25/26)
CAEDEN CLOUD	2 (AT FLORIDA; 5/9/26)	4 (VS TENNESSEE; 5/2/26)	2 (VS THE CITADEL; 3/7/26)
ALEX DUFFEY	3 (AT UNC GREENSBORO; 2/14/26)	3 (AT UNC GREENSBORO; 2/14/26)	2 (AT UNC GREENSBORO; 2/14/26)
CARSON HANSEN	3 (AT BELMONT; 2/23/25)	4 (AT OLE MISS; 3/20/26)	2 (VS MISSOURI; 4/3/26)
ETHAN HINDLE	3 (VS VANDERBILT; 4/19/26)	4 (AT LOUISVILLE; 4/21/26)	4 (VS THE CITADEL; 3/8/26)
OWEN JENKINS	4 (VS WKU; 2/25/26)	3 (VS WKU; 2/25/26)	2 (AT FLORIDA; 5/9/26)
LUKE LAWRENCE	3 (AT LOUISVILLE; 4/21/26)	4 (AT UNC GREENSBORO; 2/13/26)	4 (VS SOUTH CAROLINA; 4/27/25)
WILL MARCY	1 (VS MIAMI; 3/31/26)	3 (AT FLORIDA; 5/9/26)	2 (VS MISSOURI; 4/4/26)
RYAN SCHWARTZ	4 (AT UNC GREENSBORO; 2/14/26)	4 (VS OKLAHOMA; 5/10/25)	2 (VS THE CITADEL; 3/8/26)
JAYCE THARNISH	3 (AT So. CAROLINA; 4/26/26)	3 (VS THE CITADEL; 3/7/26)	3 (AT So. CAROLINA; 4/26/26)
TAGGER TYSON	2 (VS MISSOURI; 4/4/26)	3 (VS THE CITADEL; 3/7/26)	2 (VS MIAMI; 3/31/26)
BRAXTON VAN CLEAVE	3 (VS TENNESSEE; 5/3/26)	4 (VS VANDERBILT; 4/17/26)	2 (AT So. CAROLINA; 4/24/26)

PLAYER	INNINGS (most recent)	STRIKEOUTS (most recent)	PITCHES (most recent)
NILE ADCOCK	3.2 (AT AUBURN; 4/11/26)	4 (AT So. CAROLINA; 4/25/26)	51 (VS SOUTH CAROLINA; 4/26/25)
CHASE ALDERMAN	4.0 (VS WKU; 2/25/26)	4 (VS WKU; 2/25/26)	69 (VS MOREHEAD STATE; 2/17/26)
IRA AUSTIN IV	1.0 (VS THE CITADEL; 3/8/26)	3 (VS ECU; 3/4/26)	26 (AT UNC GREENSBORO; 2/14/26)
JACK BENNETT	3.0 (AT OLE MISS; 3/21/26)	4 (AT So. CAROLINA; 4/26/26)	44 (VS THE CITADEL; 3/8/26)
OLIVER BOONE	2.0 (VS VANDERBILT; 4/19/26)	4 (VS VANDERBILT; 4/19/26)	43 (VS VANDERBILT; 4/19/26)
BURKLEY BOUNDS	2.2 (VS WKU; 2/25/26)	5 (AT UNC GREENSBORO; 2/14/26)	37 (VS THE CITADEL; 3/7/26)
BEN CLEAVER	7.1 (VS HOFSTRA; 3/1/25)	11 (VS. OLE MISS; 4/5/25)	105 (AT TEXAS A&M; 3/30/25)
WILL COLEMAN	3.0 (AT EVANSVILLE; 2/20/26)	4 (AT EVANSVILLE; 2/20/26)	50 (VS BALL STATE; 3/10/26)
LEIGHTON HARRIS	4.0 (VS MOREHEAD; 2/26/25)	4 (VS MOREHEAD; 2/26/25)	64 (VS MOREHEAD; 2/26/25)
NATE HARRIS	7.0 (VS SOUTH CAROLINA; 4/26/25)	9 (VS ST. JOHN'S; 3/1/26)	92 (VS SOUTH CAROLINA; 4/26/25)
TRISTAN HUNTER	3.0 (VS VANDERBILT; 4/18/26)	4 (VS VANDERBILT; 4/18/26)	53 (VS VANDERBILT; 4/18/26)
JAXON JELKIN	9.0 (AT FLORIDA; 5/9/26)	12 (AT FLORIDA; 5/9/26)	128 (AT FLORIDA; 5/9/26)
CONNOR MATTISON	5.1 (VS VANDERBILT; 4/19/26)	8 (AT So. CAROLINA; 4/26/26)	80 (AT So. CAROLINA; 4/26/26)
RYAN MULLAN	2.0 (AT So. CAROLINA; 4/24/26)	1 (AT So. CAROLINA; 4/24/26)	32 (AT UNC GREENSBORO; 2/14/26)
TOBY PETERSON	0.2 (AT LOUISVILLE; 4/21/26)	1 (AT LOUISVILLE; 4/21/26)	18 (AT LOUISVILLE; 4/21/26)
JACK SAMS	3.0 (AT FLORIDA; 5/8/26)	4 (AT FLORIDA; 5/8/26)	50 (AT FLORIDA; 5/9/26)
RYAN SCHWARTZ	0.1 (AT LSU; 3/29/26)	1 (AT LSU; 3/29/26)	5 (AT LSU; 3/29/26)
TOMMY SKELDING	4.0 (AT ECU; 3/3/26)	4 (AT GEORGIA; 3/14/25)	57 (VS AUBURN; 3/23/25)
JACKSON SOUCIE	2.0 (VS ST. JOHN'S; 2/28/26)	2 (VS ST. JOHN'S; 2/28/26)	26 (VS MOREHEAD STATE; 2/17/26)
BRYSON TREICHEL	1.0 (AT LOUISVILLE; 4/21/26)	1 (AT AUBURN; 4/10/26)	20 (AT LOUISVILLE; 4/21/26)



has stolen 37 of 38 bases in his career and fits the Wildcats' style of play like a glove.

JUICE JENKINS

Freshman Owen "O.J." Jenkins made quite an impression in the fall, particularly at the plate where he routinely produced quality at bats and ripped off 100+ MPH exit velocities with regularity. The Lexington native whose sister plays for UK's national runner-up volleyball team spent most of his time at catcher but did log some scrimmage time in the outfield. Coached by former UK great and longtime MLB pitcher Scott Downs at Lexington Catholic High School, Jenkins was a Top 30 player in the 2025 recruiting class and was invited to last summer's MLB Draft Combine.

DID YOU KNOW? WILDCATS TRIVIA ...

- Jack Bennett** - One of two married players on team
- Oliver Boone** - Father is the producer of acclaimed TV show Brooklyn: Nine-Nine and mother is an actress with over 200 voiceover credits; Actor Will Ferrell was first to learn of his birth; Direct descendant of Daniel Boone
- Burkley Bounds** - Brother-in-law is former UK standout JaVon Shelby
- Ben Cleaver** - Pitches left-handed but throws other balls right-handed
- Alex Duffey** - Was a Top Five Pro/Am player in NBA 2K23 video game
- Carson Hansen** - Father died in 2022 and wears No. 34 in his honor
- Luke Lawrence** - Was a decorated hockey player in Chicago during high school
- Connor Mattison** - Threw a no-hitter for Grand Canyon in 2024
- Owen Jenkins** - Is a Type-1 diabetic
- Ryan Schwartz** - One of two married players on team
- Braxton Van Cleave** - Born with clubbed foot and was told he would never be able to run

WE DON'T MOVE

Hit By Pitches (Career)

Player		HBP
1. Austin Cousino	2012-13	47
2. Devin Burkes	2022-25	41
3. Storm Wilson	2014-17	39
Thomas Bernal	2012-15	39
5. Keenan Wiley	2008-11	38
6. Antone DeJesus	2005-07	36
ETHAN HINDLE	2024-26	36
8. Devin Burkes	2022-24	34
9. Braden Kapteyn	2009-11	33
10. Zac Zellers	2012-13	32
11. LUKE LAWRENCE	2025-26	31

Hit By Pitch (Team), Single-Season

1. 151	2025
2. 132	2023
3. 118	2026
4. 117	2024
5. 109	2014
6. 106	2010

Multiple HBP, Single-Game (Career)

- Tyler Cerny - 11
- Ethan Hindle - 9
- Scott Campbell Jr. - 6
- Luke Lawrence - 5
- Ryan Schwartz - 2
- Tagger Tyson - 2
- Tyler Bell - 1
- Hudson Brown - 1
- Caeden Cloud - 1





2026 HOME RUN TRACKER

HOME RUN BREAKDOWN

BY LOCATION

AT HOME	29
ON ROAD	20
NEUTRAL	0

BY PITCHER

VS. RIGHT	29
VS. LEFT	17

BY CONFERENCE

VS. SEC	30
VS. NON-SEC	19

BY OUTS

WITH NO OUT	18
WITH ONE OUT	20
WITH TWO OUT	11

BY RUNNERS ON

SOLO	27
TWO-RUN	10
THREE-RUN	7
GRAND SLAM	5

BY COUNT

AHEAD IN COUNT	11
EVEN IN COUNT	16
BEHIND IN COUNT	12
FULL COUNT	4
FIRST PITCH	14
TWO STRIKES	14

BY TIME OF DAY

(FIRST PITCH BEFORE/AFTER 6 P.M. EST)

DAY GAMES	33
NIGHT GAMES	16

NO	PLAYER (#)	OPPONENT	ON	INN.	OUT	COUNT	RHP/LHP
1	LAWRENCE (1)	UNCG	3	3	1	1-1	RHP
2	THARNISH (1)	EVANSVILLE	0	1	1	0-0	LHP
3	SCHWARTZ (1)	EVANSVILLE	2	3	1	0-1	LHP
4	HINDLE (1)	W. KENTUCKY	0	1	0	0-0	RHP
5	THARNISH (2)	W. KENTUCKY	0	4	1	2-1	RHP
6	CERNY (1)	ST. JOHN'S	0	2	0	0-0	RHP
7	CAMPBELL (1)	E. KENTUCKY	3	2	0	2-2	RHP
8	HINDLE (2)	E. KENTUCKY	0	3	0	1-1	RHP
9	*LAWRENCE (2)	E. KENTUCKY	1	3	0	0-0	LHP
10	HINDLE (3)	CITADEL	0	6	1	1-1	RHP
11	BELL (1)	CITADEL	1	7	2	3-2	RHP
12	THARNISH (3)	CITADEL	1	8	1	0-0	RHP
13	HINDLE (4)	CITADEL	0	8	2	1-2	RHP
14	*HINDLE (5)	CITADEL	2	4	2	3-2	LHP
15	CLOUD (1)	CITADEL	1	6	2	0-1	RHP
16	HINDLE (6)	ALABAMA	1	1	1	1-0	RHP
17	SCHWARTZ (2)	ALABAMA	1	2	0	3-1	RHP
18	JENKINS (1)	ALABAMA	0	4	2	0-0	RHP
19	BROWN (1)	ALABAMA	2	7	1	1-0	LHP
20	BROWN (2)	ALABAMA	0	2	1	0-0	RHP
21	HANSEN (1)	OLE MISS	3	5	1	0-0	RHP
22	BELL (2)	OLE MISS	0	8	0	3-2	LHP
23	HANSEN (2)	MIAMI	1	4	1	2-2	LHP
24	BELL (3)	MISSOURI	1	1	1	0-0	LHP
25	CAMPBELL (2)	MISSOURI	3	3	2	0-1	LHP
26	LAWRENCE (3)	MISSOURI	0	3	0	0-0	RHP
27	BELL (4)	AUBURN	0	1	0	0-0	LHP
28	HINDLE (7)	AUBURN	0	2	0	0-2	LHP
29	SCHWARTZ (3)	AUBURN	0	2	0	0-0	LHP
30	VAN CLEAVE (1)	VANDERBILT	3	9	2	1-1	RHP
31	MARCY (1)	VANDERBILT	0	2	1	0-0	LHP
32	VAN CLEAVE (2)	LOUISVILLE	0	2	0	0-2	RHP
33	HINDLE (8)	LOUISVILLE	2	3	1	1-0	RHP
34	SCHWARTZ (4)	LOUISVILLE	0	6	0	1-1	RHP
35	VAN CLEAVE (3)	SO. CAROLINA	0	6	1	0-0	RHP
36	CAMPBELL (3)	SO. CAROLINA	0	6	2	0-1	RHP
37	THARNISH (4)	SO. CAROLINA	0	1	0	1-0	LHP
38	CLOUD (2)	SO. CAROLINA	0	8	2	3-2	RHP
39	HINDLE (9)	TENNESSEE	1	3	2	0-1	RHP
40	VAN CLEAVE (4)	TENNESSEE	2	5	1	2-2	RHP
41	CLOUD (3)	TENNESSEE	0	3	0	1-2	LHP
42	BELL (5)	TENNESSEE	1	3	1	2-2	LHP
43	BROWN (3)	TENNESSEE	0	4	1	0-1	LHP
44	HINDLE (10)	TENNESSEE	0	7	0	1-0	RHP
45	BELL (6)	TENNESSEE	0	9	0	1-2	RHP
46	VAN CLEAVE (5)	TENNESSEE	1	9	1	1-0	RHP
47	CLOUD (4)	FLORIDA	0	5	1	2-1	RHP
48	MARCY (2)	FLORIDA	2	4	2	2-0	RHP
49	BROWN (4)	FLORIDA	0	9	0	1-2	RHP

*INSIDE-THE-PARK

HR BY POSITION

C - 13	LF - 4
1B - 5	CF - 4
2B - 7	RF - 5
SS - 5	DH - 9
3B - 7	PH - 0

HR BY INNING

1ST - 6	6TH - 5
2ND - 8	7TH - 3
3RD - 10	8TH - 4
4TH - 5	9TH - 4
5TH - 3	10+ - 0



"THE HOOK"

One of the personal touches to the Wildcats' home, Kentucky Proud Park, is "The Hook," which is the name of the visting bullpen just beyond the right field wall. The name is a tribute to former UK pitcher Jonathan Hooker, who pitched for the Cats from 1998-2001, and died in the plane crash of Comair Flight 5191 on Aug. 27, 2006 in Lexington.

Hooker and his wife, Scarlett Parsley, were married the night before and were on the early-morning flight headed to their honeymoon when the pilots attempted to take off from the wrong runway and crashed into a neighboring field. Forty-nine of the 50 people on board were killed, including both Hooker and Parsley.

The London, Ky. native was a beloved teammate and member of UK Baseball and his family were honored on Mar. 29, 2019 during an in-game ceremony to officially unveil "The Hook," which features a sign and memorial to the former Wildcat.



OFFBEAT WILDCATS RECORD VS.

	2026	MINGIONE
Primary Color		
Red/Crimson/Cardinal	11-3	84-54
Maroon	3-2	51-39
Blue/Baby Blue.....	3-1	26-5
Black.....	0-0	17-4
Green.....	0-0	12-2
Navy.....	3-0	22-6
Orange.....	4-5	41-40
Purple.....	3-3	23-18
Yellow/Gold.....	3-4	28-33
Mascot		
Animal	7-6	113-73
Bird	4-4	50-38
Amphibian/Reptile.....	1-2	11-20
Person/Character	10-5	99-68
Schools From the State of...		
Kentucky.....	5-2	47-18
Alabama	4-2	27-13
Arkansas.....	0-0	4-9
California.....	0-0	3-0
Delaware	0-0	0-1
Florida.....	9-17	9-17
Georgia.....	0-0	16-14
Illinois.....	0-0	6-0
Indiana.....	3-1	23-5
Kansas.....	0-0	1-0
Louisiana	1-2	6-13
Massachusetts	0-0	0-1
Michigan.....	0-0	10-0
Mississippi.....	1-2	16-17
Missouri	1-2	15-10
New York.....	3-0	9-0
North Carolina.....	3-0	15-8
Ohio.....	1-0	21-5
Oklahoma.....	0-0	3-1
Oregon.....	0-0	2-0
Pennsylvania.....	0-0	1-0
South Carolina	4-2	27-17
Tennessee.....	3-3	40-35
Texas.....	0-0	15-19
Virginia.....	0-0	2-1
Washington.....	0-0	0-1
West Virginia	0-0	1-2
Wisconsin	0-0	3-0

RANKINGS

OPPONENTS					
TEAM	BA	D1	USA	BWA	RPI
ALABAMA	19	18	16	18	5
ARKANSAS	10	12	14	12	30
AUBURN	4	5	6	5	4
FLORIDA	9	19	20	19	12
MIAMI (OH)	-	-	-	RV	47
OLE MISS	22	15	19	20	13
TENNESSEE	24	-	RV	RV	34

KENTUCKY WEEK-BY-WEEK IN THE NATIONAL POLLS					
TEAM	BA	D1	USA	BWA	RPI
PRESEASON	RV	18	RV	21	N/A
FEB. 16	25	18		18	N/A
FEB. 23	-	22	RV	RV	N/A
MAR. 2	-	21	24	RV	150
MAR. 9	-	21	22	25	69
MAR. 16	20	15	18	19	13
MAR. 23	21	19	T18	19	14
MAR. 30	25	24	22	23	18
APR. 6	-	-	RV	RV	20
APR. 13	-	-	RV	RV	17
APR. 20	-	-	-	RV	29
APR. 27	-	-	-	RV	38
MAY 4	-	-	-	RV	35
MAY 11	-	-	-	RV	30
MAY 18					

(BA - Baseball America; D1 - D1Baseball; USA - Coaches Poll; BWA - Baseball Writers)

2026 VS. RANKED OPPONENTS

TEAM	RANK	RECORD
AT OLE MISS	19*	1-2
AT AUBURN	10*	1-2
VS TENNESSEE	24*	2-1
AT FLORIDA	13*	1-2
VS ARKANSAS	10*	
TOTAL		5-7
vs. TOP 10		1-2
HOME		2-1
AWAY		3-6

(^NCBWA; *Baseball America; +USA Coaches; %D1 Baseball)



WHEN WAS THE LAST TIME...

WON A SERIES VS. A No. 1 RANKED FOE:	vs. No. 1 TENNESSEE (2022)
WON A SERIES VS. A TOP 5 FOE:	AT No. 2 TENNESSEE, 2-1 (APRIL 18-20, 2025)
WON A SERIES VS. A TEAM RANKED No. 6-10:	vs. No. 7 OREGON STATE, 2-0 (JUNE 8-9, 2024)
WON A ROAD SERIES VS. RANKED OPPONENT:	AT No. 2 TENNESSEE, 2-1 (APRIL 18-20, 2025)
SWEPT A HOME SERIES (THREE OR MORE GAMES):	vs. ALABAMA (MARCH 13-15, 2026)
SWEPT A ROAD SERIES (THREE OR MORE GAMES):	AT UNC GREENSBORO (FEBRUARY 13-14, 2026)
DEFEATED A TOP 10 OPPONENT:	AT No. 2 TENNESSEE, 8-2, APRIL 20, 2025
RECORDED A TRIPLE PLAY:	vs. LOUISVILLE (APRIL 18, 2017; 7-2-6)
PLAYED AN EXTRA-INNING GAME:	15 INNINGS, vs. No. 2 TEXAS; W, 5-4 (APRIL 12, 2025)
SCORED 20 OR MORE RUNS IN A GAME:	24, vs. EVANSVILLE (FEBRUARY 25, 2025)
HIT FOR THE CYCLE:	KA'AI TOM (AT CINCINNATI, MARCH 11, 2015)
HIT SEVEN HOME RUNS IN A GAME:	vs. ALABAMA (APRIL 25, 2020)
HIT FOUR HOME RUNS IN AN INNING:	8TH, vs. DAYTON (FEB. 21, 2016)
DREW 10 OR MORE WALKS IN A GAME:	11, vs. VANDERBILT (APRIL 19, 2026)
GOT HIT BY 10 OR MORE PITCHES IN A GAME:	10, vs. MONMOUTH (MARCH 6, 2010) * TIED NCAA RECORD AT TIME
HIT BY THREE OR MORE PITCHES IN A GAME (PLAYER):	DYLAN KOONTZ (3, vs. HOFSTRA, MARCH 2, 2025)
STOLE 10 BASES IN A GAME:	AT TENNESSEE (APRIL 19,, 2025)
STOLE 30 OR MORE CONSECUTIVE BASES AS TEAM:	33, 2021 (OPENED THE SEASON 33-FOR-33)
LED OFF A GAME WITH A HOME RUN:	JAYCE THARNISH (AT SOUTH CAROLINA, APRIL 16, 2026)
LED OFF A GAME WITH A TRIPLE:	AUSTIN SCHULTZ (vs. EASTERN KENTUCKY, MARCH 2, 2021)
HIT A GRAND SLAM:	BRAXTON VAN CLEAVE, vs. VANDERBILT, APRIL 17, 2026)
HIT A WALK-OFF HOME RUN:	BRAXTON VAN CLEAVE, vs. VANDERBILT, APRIL 17, 2026)
HIT AN EXTRA-INNING, GAME-WINNING HOME RUN:	MITCHELL DALY, vs. NC STATE (MCWS), JUNE 15, 2024)
HIT TWO HOME RUNS IN A GAME:	RYAN WALDSCHMIDT (vs ARKANSAS (SEC TOURNAMENT), MAY 24, 2024)
HIT TWO HOME RUNS IN AN INNING:	AJ REED (vs. ST. JOSEPH'S, FEB. 21, 2014)
HIT FIVE HOMERS IN A THREE-GAME SPAN:	AJ REED (FEB. 21-23, 2014)
HIT THREE HOME RUNS IN A GAME:	T.J. COLLETT (vs. ALABAMA, APRIL 23, 2021)
HIT A NINTH-INNING, PINCH-HIT HOMER:	RILEY MAHAN (AT LSU, MARCH 29, 2015)
HIT A HOME RUN ON HIS BIRTHDAY:	CHASE STANKE (AT LSU, APRIL 14, 2023)
HAD A TRADITIONAL WALK-OFF WIN:	vs. VANDERBILT, 5-2, 9 INN. (APRIL 17, 2026)
HAD A WALK-OFF HIT OR WALK (NON-HR):	LUKE LAWRENCE, SINGLE, vs. TENNESSEE, 12-2, EIGHT INNINGS (MAY 2, 2026)
HAD A WALK-OFF GRAND SLAM:	BRAXTON VAN CLEAVE, vs. VANDERBILT, APRIL 17, 2026)
HIT AN INSIDE THE PARK HOMER:	ETHAN HINDLE (vs. THE CITADEL, MARCH 8, 2026)
HOMERED IN CONSECUTIVE GAMES:	TYLER BELL (vs. TENNESSEE, MAY 2-3, 2026) *ONE LEFTY, ONE RIGHTY
HOMERED IN THREE CONSECUTIVE GAMES:	ETHAN HINDLE (vs. THE CITADEL, MARCH 6-8, 2026)
HOMERED IN THREE CONSECUTIVE SEC GAMES:	RYAN NICHOLSON (AT AUBURN, APRIL 11-13, 2024)
HOMERED IN FOUR CONSECUTIVE GAMES:	RYAN NICHOLSON (AT AUBURN, APRIL 11-13, AND AT LOUISVILLE, APRIL 16, 2024)
HOMERED IN FOUR CONSECUTIVE SEC GAMES:	RYAN NICHOLSON (vs ALABAMA, APRIL 7, AT AUBURN, APRIL 11-13, 2024)
HOMERED IN FIVE CONSECUTIVE SEC GAMES:	GRANT SMITH (AT TENNESSEE, MAY 13-14, vs. FLORIDA, MAY 18-20, 2023)
HOMERED IN CONSECUTIVE AT BATS:	HUDSON BROWN (vs ALABAMA), MARCH 14-15, 2026)
HOMERED IN THREE CONSECUTIVE AT BATS:	T.J. COLLETT (vs. ALABAMA, APRIL 25, 2021)
HOMERED IN FIRST AT-BAT OF THE SEASON:	CARSON HANSEN, AT BELMONT, FEBRUARY 22, 2025
HOMERED FOR FIRST CAREER HIT:	AUSTIN FAWLEY (vs. WKU, FEB. 27, 2024) AND LUKAS SCHRAMM AND ELI SMALL (AT USC UPSTATE, FEB. 18, 2024)
HOMERED IN FIRST AT-BAT OF THEIR CAREER:	ELI SMALL (AT USC UPSTATE, FEB. 18, 2024)
HOMERED IN FIRST GAME OF UK CAREER:	COLE HAGE (AT LIPSCOMB, FEB. 14, 2025)
HOMERED IN FINAL AT BAT OF THEIR CAREER:	DEVIN BURKES (vs. WEST VIRGINIA [NCAA], JUNE 1, 2025)
HOMERED IN FIRST HOME AT BAT OF THEIR CAREER (GS):	AJ REED (vs. W. BUFFALO, FEB. 24, 2012)
HIT BACK-TO-BACK HOME RUNS (TEAM):	ETHAN HINDLE AND RYAN SCHWARTZ (AT AUBURN; APRIL 11, 2026)
HIT THREE CONSECUTIVE HOME RUNS (TEAM):	LANCE RAY, BRADEN KAPTEYN AND MARCUS NIDIFFER (AT INDIANA, MAY 11, 2010)
SCORED FIVE OR MORE RUNS IN A GAME:	DEVIN BURKES (5, vs. EVANSVILLE, FEBRUARY 25, 2025)
SCORED SIX OR MORE RUNS IN A GAME:	ANDY BURNS (6, vs. MISSISSIPPI STATE, APRIL 19, 2009)
REACHED BASE SAFELY IN 8+ STRAIGHT PLATE APPEARANCES:	NICK LOPEZ (9), 6 HITS, 3 WALKS (AT AUBURN, AT LOUISVILLE, APRIL 13 AND 16, 2024)
HAD A HIT IN SEVEN CONSECUTIVE OFFICIAL AT BATS:	RYAN SHINN (AT AUSTIN PEAY AND AT TEXAS TECH, FEB. 17-23, 2019)
HAD FIVE HITS IN A GAME:	NICK LOPEZ (vs. MURRAY STATE, MARCH 12, 2024)
HAD SIX OR MORE HITS IN A GAME:	JT RIDDLE, 6 (vs. NIAGARA, FEB. 17, 2013)
HAD SIX RBI IN A GAME:	RYAN WALDSCHMIDT (AT LOUISVILLE, APRIL 16, 2024)
HAD SEVEN RBI IN A GAME:	DEVIN BURKES (vs. WRIGHT STATE, FEB. 26, 2023)
HAD EIGHT RBI IN A GAME:	LUKE BECKER (vs. MIAMI, OHIO, MARCH 12, 2017)
HIT HOME RUNS FROM BOTH SIDES OF THE PLATE:	NICK LOPEZ (AT AUBURN, APRIL 13, 2024)
STOLE THREE OR MORE BASES IN A GAME:	ETHAN HINDLE (4, AT UNC GREENSBORO, FEBRUARY 14, 2026)
STOLE FIVE OR MORE BASES IN A GAME:	JAREN SHELBY (5, vs. EASTERN KENTUCKY, FEB. 26, 2019)
WALKED FOUR OR MORE TIMES IN A GAME:	PATRICK HERRERA (4, vs. MIAMI UNIVERSITY, MARCH 26, 2024)
HIT BY THREE OR MORE PITCHES:	DYLAN KOONTZ (3, vs. HOFSTRA, MARCH 2, 2025)
STRUCK OUT 10 OR MORE IN A GAME:	JAXON JELKIN (12, AT FLORIDA, MAY 9, 2026)
PITCHED A NINE-INNING COMPLETE GAME:	JAXON JELKIN (AT FLORIDA, MAY 9, 2026)
PITCHED A NINE-INNING SHUTOUT:	DOMINIC NIMAN (vs ALABAMA, APRIL 6, 2024)
PITCHED A NO-HITTER:	TOM BANNON (vs. GEORGIA STATE, MARCH 16, 1971; W, 3-1 IN 7 INNINGS; SEASON OPENER)
GOT NO-HIT:	vs. VANDERBILT (APRIL 22, 2022)



KENTUCKY BATTING ORDER

GAME	1	2	3	4	5	6	7	8	9
UNCG	LAWRENCE	THARNISH	BELL	SCHWARTZ	CERNY	BROWN	HINDLE	JENKINS	CAMPBELL
UNCG (DH-1)	LAWRENCE	THARNISH	SCHWARTZ	BROWN	CERNY	DUFFEY	HINDLE	JENKINS	CAMPBELL
UNCG (DH-2)	LAWRENCE	THARNISH	SCHWARTZ	BROWN	CERNY	DUFFEY	HINDLE	TYSON	CAMPBELL
MOREHEAD STATE	LAWRENCE	THARNISH	SCHWARTZ	BROWN	CERNY	HINDLE	VAN CLEAVE	JENKINS	CAMPBELL
EVANSVILLE	HINDLE	THARNISH	SCHWARTZ	BROWN	CERNY	JENKINS	LAWRENCE	TYSON	CAMPBELL
EVANSVILLE (DH-1)	HINDLE	THARNISH	BROWN	SCHWARTZ	HANSEN	CERNY	LAWRENCE	VAN CLEAVE	DUFFEY
EVANSVILLE (DH-2)	HINDLE	THARNISH	BROWN	CERNY	LAWRENCE	SCHWARTZ	JENKINS	TYSON	CAMPBELL
WESTERN KENTUCKY	HINDLE	LAWRENCE	THARNISH	BROWN	CERNY	SCHWARTZ	JENKINS	HANSEN	CAMPBELL
ST. JOHN'S	HINDLE	LAWRENCE	THARNISH	BROWN	CERNY	SCHWARTZ	JENKINS	HANSEN	CAMPBELL
ST. JOHN'S	HINDLE	LAWRENCE	THARNISH	BROWN	JENKINS	HANSEN	MARCY	TYSON	CLOUD
ST. JOHN'S	LAWRENCE	THARNISH	BROWN	HINDLE	HANSEN	JENKINS	DUFFEY	CLOUD	SCHWARTZ
EASTERN KENTUCKY	LAWRENCE	THARNISH	BROWN	HINDLE	HANSEN	JENKINS	CLOUD	SCHWARTZ	CAMPBELL
EASTERN KENTUCKY	LAWRENCE	THARNISH	BROWN	HINDLE	JENKINS	CLOUD	SCHWARTZ	TYSON	CAMPBELL
THE CITADEL	LAWRENCE	THARNISH	HINDLE	BROWN	BELL	JENKINS	CLOUD	SCHWARTZ	CAMPBELL
THE CITADEL	THARNISH	LAWRENCE	HINDLE	BROWN	BELL	CAMPBELL	CLOUD	SCHWARTZ	TYSON
THE CITADEL	THARNISH	LAWRENCE	HINDLE	BELL	BROWN	CAMPBELL	CLOUD	SCHWARTZ	JENKINS
BALL STATE	THARNISH	LAWRENCE	HINDLE	BELL	BROWN	CAMPBELL	CLOUD	SCHWARTZ	TYSON
ALABAMA	THARNISH	LAWRENCE	HINDLE	HANSEN	CERNY	BROWN	SCHWARTZ	CAMPBELL	JENKINS
ALABAMA	THARNISH	LAWRENCE	HINDLE	BROWN	MARCY	SCHWARTZ	CLOUD	TYSON	JENKINS
ALABAMA	THARNISH	LAWRENCE	HINDLE	BELL	BROWN	CERNY	HANSEN	SCHWARTZ	JENKINS
OLE MISS	THARNISH	LAWRENCE	HINDLE	BELL	BROWN	CERNY	SCHWARTZ	MARCY	JENKINS
OLE MISS	THARNISH	LAWRENCE	BELL	BROWN	HINDLE	VAN CLEAVE	JENKINS	HANSEN	CLOUD
OLE MISS	THARNISH	LAWRENCE	BELL	BROWN	HINDLE	CLOUD	HANSEN	JENKINS	SCHWARTZ
MURRAY STATE	THARNISH	LAWRENCE	BELL	BROWN	HINDLE	HANSEN	CERNY	SCHWARTZ	TYSON
LSU	THARNISH	LAWRENCE	BELL	BROWN	HINDLE	TYSON	HANSEN	JENKINS	SCHWARTZ
LSU	THARNISH	LAWRENCE	BELL	BROWN	HINDLE	TYSON	HANSEN	JENKINS	SCHWARTZ
LSU	THARNISH	LAWRENCE	BELL	BROWN	HINDLE	VAN CLEAVE	MARCY	JENKINS	HANSEN
MIAMI UNIVERSITY	THARNISH	LAWRENCE	BELL	BROWN	HINDLE	MARCY	HANSEN	SCHWARTZ	TYSON
MISSOURI	THARNISH	LAWRENCE	BELL	BROWN	HINDLE	TYSON	HANSEN	SCHWARTZ	MARCY
MISSOURI	THARNISH	LAWRENCE	BELL	BROWN	HANSEN	TYSON	HINDLE	MARCY	CAMPBELL
MISSOURI	THARNISH	LAWRENCE	BELL	BROWN	HANSEN	TYSON	HINDLE	MARCY	CAMPBELL
LOUISVILLE	THARNISH	TYSON	LAWRENCE	BELL	HANSEN	CAMPBELL	CERNY	HINDLE	CLOUD
AUBURN	THARNISH	CAMPBELL	BELL	LAWRENCE	TYSON	HANSEN	CERNY	HINDLE	CLOUD
AUBURN	BELL	LAWRENCE	THARNISH	HANSEN	CERNY	CAMPBELL	CLOUD	HINDLE	SCHWARTZ
AUBURN	BELL	LAWRENCE	THARNISH	HANSEN	CERNY	CAMPBELL	CLOUD	HINDLE	SCHWARTZ
VANDERBILT	BELL	LAWRENCE	THARNISH	HINDLE	CERNY	CAMPBELL	VAN CEAVE	MARCY	JENKINS
VANDERBILT	BELL	LAWRENCE	THARNISH	HINDLE	CERNY	CAMPBELL	VAN CEAVE	MARCY	JENKINS
VANDERBILT	THARNISH	LAWRENCE	HINDLE	MARCY	VAN CLEAVE	CERNY	CAMPBELL	HANSEN	SCHWARTZ
LOUISVILLE	BELL	LAWRENCE	THARNISH	MARCY	HINDLE	VAN CLEAVE	CAMPBELL	HANSEN	SCHWARTZ
SOUTH CAROLINA	THARNISH	LAWRENCE	BELL	MARCY	HINDLE	VAN CLEAVE	CAMPBELL	TYSON	HANSEN
SOUTH CAROLINA	THARNISH	LAWRENCE	BELL	HINDLE	VAN CLEAVE	MARCY	CAMPBELL	CERNY	TYSON
SOUTH CAROLINA	THARNISH	BELL	LAWRENCE	HINDLE	CAMPBELL	VAN CLEAVE	SCHWARTZ	CLOUD	TYSON
TENNESSEE	THARNISH	BELL	LAWRENCE	HINDLE	VAN CLEAVE	CAMPBELL	TYSON	CLOUD	JENKINS
TENNESSEE	THARNISH	BELL	LAWRENCE	HINDLE	VAN CLEAVE	CAMPBELL	BROWN	CLOUD	JENKINS
TENNESSEE	THARNISH	BELL	LAWRENCE	HINDLE	VAN CLEAVE	CAMPBELL	BROWN	CLOUD	JENKINS
FLORIDA	THARNISH	BELL	LAWRENCE	HINDLE	VAN CLEAVE	BROWN	JENKINS	CLOUD	CAMPBELL
FLORIDA	THARNISH	BELL	LAWRENCE	HINDLE	VAN CLEAVE	BROWN	JENKINS	CLOUD	CAMPBELL
FLORIDA	THARNISH	BELL	LAWRENCE	VAN CLEAVE	BROWN	JENKINS	CLOUD	MARCY	CAMPBELL

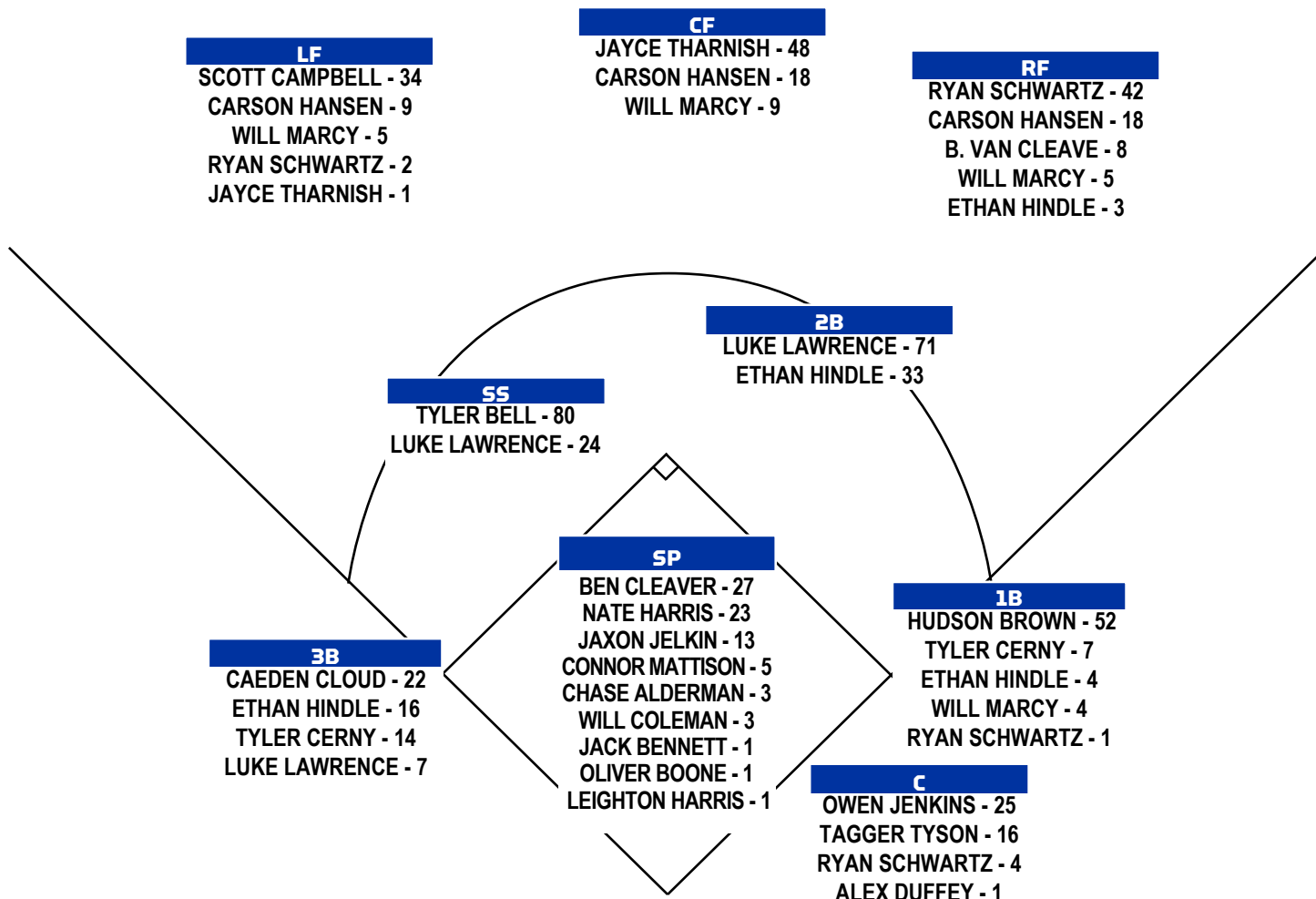


KENTUCKY STARTING LINEUP

GAME	C	1B	2B	SS	3B	LF	CF	RF	DH
UNCG	JENKINS	BROWN	LAWRENCE	BELL	CERNY	CAMPBELL	THARNISH	SCHWARTZ	HINDLE
UNCG (DH-1)	JENKINS	BROWN	HINDLE	LAWRENCE	CERNY	CAMPBELL	THARNISH	SCHWARTZ	DUFFEY
UNCG (DH-2)	TYSON	BROWN	HINDLE	LAWRENCE	CERNY	CAMPBELL	THARNISH	SCHWARTZ	DUFFEY
MOREHEAD STATE	JENKINS	BROWN	HINDLE	LAWRENCE	CERNY	CAMPBELL	THARNISH	SCHWARTZ	VAN CLEAVE
EVANSVILLE	TYSON	BROWN	HINDLE	LAWRENCE	CERNY	CAMPBELL	THARNISH	SCHWARTZ	JENKINS
EVANSVILLE (DH-1)	DUFFEY	BROWN	HINDLE	LAWRENCE	CERNY	HANSEN	THARNISH	SCHWARTZ	VAN CLEAVE
EVANSVILLE (DH-2)	JENKINS	BROWN	HINDLE	LAWRENCE	CERNY	CAMPBELL	THARNISH	SCHWARTZ	TYSON
WESTERN KENTUCKY	JENKINS	BROWN	HINDLE	LAWRENCE	CERNY	CAMPBELL	THARNISH	SCHWARTZ	HANSEN
ST. JOHN'S	JENKINS	BROWN	HINDLE	LAWRENCE	CERNY	CAMPBELL	THARNISH	SCHWARTZ	HANSEN
ST. JOHN'S	TYSON	BROWN	HINDLE	LAWRENCE	CLOUD	THARNISH	MARCY	HANSEN	JENKINS
ST. JOHN'S	JENKINS	BROWN	HINDLE	LAWRENCE	CLOUD	HANSEN	THARNISH	SCHWARTZ	DUFFEY
EASTERN KENTUCKY	JENKINS	BROWN	HINDLE	LAWRENCE	CLOUD	CAMPBELL	THARNISH	SCHWARTZ	HANSEN
EASTERN KENTUCKY	TYSON	BROWN	HINDLE	LAWRENCE	CLOUD	CAMPBELL	THARNISH	SCHWARTZ	JENKINS
THE CITADEL	JENKINS	BROWN	HINDLE	LAWRENCE	CLOUD	CAMPBELL	THARNISH	SCHWARTZ	BELL
THE CITADEL	TYSON	BROWN	HINDLE	LAWRENCE	CLOUD	CAMPBELL	THARNISH	SCHWARTZ	BELL
THE CITADEL	JENKINS	BROWN	HINDLE	LAWRENCE	CLOUD	CAMPBELL	THARNISH	SCHWARTZ	BELL
BALL STATE	TYSON	BROWN	HINDLE	LAWRENCE	CLOUD	CAMPBELL	THARNISH	SCHWARTZ	BELL
ALABAMA	JENKINS	BROWN	HINDLE	LAWRENCE	CERNY	CAMPBELL	THARNISH	SCHWARTZ	HANSEN
ALABAMA	TYSON	BROWN	HINDLE	LAWRENCE	CLOUD	MARCY	THARNISH	SCHWARTZ	JENKINS
ALABAMA	JENKINS	BROWN	HINDLE	LAWRENCE	CERNY	HANSEN	THARNISH	SCHWARTZ	BELL
OLE MISS	JENKINS	BROWN	HINDLE	LAWRENCE	CERNY	MARCY	THARNISH	SCHWARTZ	BELL
OLE MISS	JENKINS	BROWN	HINDLE	LAWRENCE	CLOUD	HANSEN	THARNISH	VAN CLEAVE	BELL
OLE MISS	JENKINS	BROWN	HINDLE	LAWRENCE	CERNY	HANSEN	THARNISH	SCHWARTZ	BELL
MURRAY STATE	TYSON	BROWN	HINDLE	LAWRENCE	CERNY	HANSEN	THARNISH	SCHWARTZ	BELL
LSU	JENKINS	BROWN	HINDLE	BELL	LAWRENCE	HANSEN	THARNISH	SCHWARTZ	TYSON
LSU	JENKINS	BROWN	HINDLE	BELL	LAWRENCE	HANSEN	THARNISH	SCHWARTZ	TYSON
LSU	JENKINS	BROWN	HINDLE	BELL	LAWRENCE	MARCY	THARNISH	HANSEN	VAN CLEAVE
MIAMI UNIVERSITY	TYSON	BROWN	HINDLE	BELL	LAWRENCE	MARCY	THARNISH	SCHWARTZ	HANSEN
MISSOURI	TYSON	BROWN	HINDLE	BELL	LAWRENCE	MARCY	THARNISH	SCHWARTZ	HANSEN
MISSOURI	TYSON	BROWN	HINDLE	BELL	LAWRENCE	CAMPBELL	THARNISH	MARCY	HANSEN
MISSOURI	TYSON	BROWN	HINDLE	BELL	LAWRENCE	CAMPBELL	THARNISH	MARCY	HANSEN
LOUISVILLE	TYSON	CERNY	HINDLE	BELL	CLOUD	CAMPBELL	THARNISH	HANSEN	LAWRENCE
AUBURN	TYSON	CERNY	HINDLE	BELL	CLOUD	CAMPBELL	THARNISH	HANSEN	LAWRENCE
AUBURN	SCHWARTZ	CERNY	LAWRENCE	BELL	CLOUD	CAMPBELL	THARNISH	HANSEN	HINDLE
AUBURN	SCHWARTZ	CERNY	LAWRENCE	BELL	CLOUD	CAMPBELL	THARNISH	HANSEN	HINDLE
VANDERBILT	JENKINS	CERNY	LAWRENCE	BELL	HINDLE	CAMPBELL	THARNISH	MARCY	VAN CLEAVE
VANDERBILT	JENKINS	CERNY	LAWRENCE	BELL	HINDLE	CAMPBELL	THARNISH	MARCY	VAN CLEAVE
VANDERBILT	SCHWARTZ	MARCY	HINDLE	LAWRENCE	CERNY	CAMPBELL	THARNISH	HANSEN	VAN CLEAVE
LOUISVILLE	SCHWARTZ	MARCY	LAWRENCE	BELL	HINDLE	CAMPBELL	THARNISH	HANSEN	VAN CLEAVE
SOUTH CAROLINA	TYSON	MARCY	LAWRENCE	BELL	HINDLE	CAMPBELL	THARNISH	HANSEN	VAN CLEAVE
SOUTH CAROLINA	TYSON	CERNY	LAWRENCE	BELL	HINDLE	CAMPBELL	THARNISH	MARCY	VAN CLEAVE
SOUTH CAROLINA	TYSON	SCHWARTZ	LAWRENCE	BELL	CLOUD	CAMPBELL	THARNISH	VAN CLEAVE	HINDLE
TENNESSEE	JENKINS	HINDLE	LAWRENCE	BELL	CLOUD	CAMPBELL	THARNISH	VAN CLEAVE	TYSON
TENNESSEE	JENKINS	HINDLE	LAWRENCE	BELL	CLOUD	CAMPBELL	THARNISH	VAN CLEAVE	BROWN
TENNESSEE	JENKINS	HINDLE	LAWRENCE	BELL	CLOUD	CAMPBELL	THARNISH	VAN CLEAVE	BROWN
FLORIDA	JENKINS	BROWN	LAWRENCE	BELL	CLOUD	CAMPBELL	THARNISH	VAN CLEAVE	HINDLE
FLORIDA	JENKINS	HINDLE	LAWRENCE	BELL	CLOUD	CAMPBELL	THARNISH	VAN CLEAVE	BROWN
FLORIDA	JENKINS	MARCY	LAWRENCE	BELL	CLOUD	CAMPBELL	THARNISH	VAN CLEAVE	BROWN



GAMES STARTED AT KENTUCKY



CAREER GAMES-GAMES STARTED IN D-I (POSITION PLAYERS)

PLAYER	CAREER	2026	2025	2024	2023	2022
TYLER CERNY	200-192	26-21	55-54#	60-60#	59-57#	-
LUKE LAWRENCE	200-190	48-48	57-57	56-56!	39-29!	-
WILL MARCY	152-117	25-15	12-8	38-38^	45-33&	32-23&
CARSON HANSEN	142-122	30-25	33-29	55-54*	23-14*	-
ALEX DUFFEY	137-118	6-4	55-54+	52-48+	24-12+	-
JAYCE THARNISH	134-126	48-48	46-44~	27-21~	13-13~	-
SCOTT CAMPBELL JR.	97-79	42-34	55-45@	-	-	-
TYLER BELL	89-89	33-33	56-56	-	-	-
ETHAN HINDLE	80-74	47-47	25-22	7-4	-	-
HUDSON BROWN	79-65	36-36	43-29	-	-	-
RYAN SCHWARTZ	59-49	36-31	23-18	-	-	-
TAGGER TYSON	60-40	27-21	33-19%	-	-	-
OWEN JENKINS	32-30	32-30	-	-	-	-
CAEDEN CLOUD	27-22	27-22	-	-	-	-
BRAXTON VAN CLEAVE	23-17	23-17	-	-	-	-
CAMERON OWENS	5-0	5-0	-	-	-	-

#INDIANA; !ILLINOIS STATE; +ELON; ^MEMPHIS; &NC STATE; *WISCONSIN-MILWAUKEE; ~ST. BONAVENTURE; @UPSTATE; %LOUISVILLE



RINGING THE BELL

INF TYLER BELL HAD A HISTORIC CAREER DEBUT AND ETCHED HIS NAME ACROSS THE SCHOOL'S FRESHMAN RECORDS LISTS. HE RANKED NEAR OR AT THE TOP IN EXTRA BASE HITS, RUNS, DOUBLES, HITS, HOME RUNS, RBI, SLUGGING PERCENTAGE AND STOLEN BASES.

TOTAL EXTRA BASE HITS

PLAYER	XBH
1. AUSTIN COUSINO (2012)	31
2. CHRIS WADE (2008)	29
TYLER BELL (2025)	29
4. JOHN WILSON (1998)	26
5. CHRIS GONZALEZ (1993)	24

RUNS SCORED

PLAYER	R
1. AUSTIN COUSINO (2012)	61
2. TYLER BELL (2025)	51
3. CHRIS GONZALEZ (1993)	48
4. ANTONE DEJESUS (2005)	45
5. CHAD WRIGHT (2009)	40

HITS

PLAYER	H
1. AUSTIN COUSINO (2012)	83
2. CHRIS GONZALEZ (1993)	71
3. EVAN WHITE (2015)	69
4. CHRIS WADE (2008)	67
TYLER BELL (2025)	67
5. ANTONE DEJESUS (2005)	66

DOUBLES

PLAYER	2B
1. CHRIS WADE (2008)	24
2. AUSTIN COUSINO (2012)	20
3. TYLER BELL (2025)	17
SETH MORRIS (2000)	17

HOME RUNS

PLAYER	HR
1. CHRIS GONZALEZ (1993)	10
TYLER BELL (2025)	10
3. AUSTIN COUSINO (2012)	9
JOHN WILSON (1998)	9
5. POOKIE JONES (1992)	8

RBI

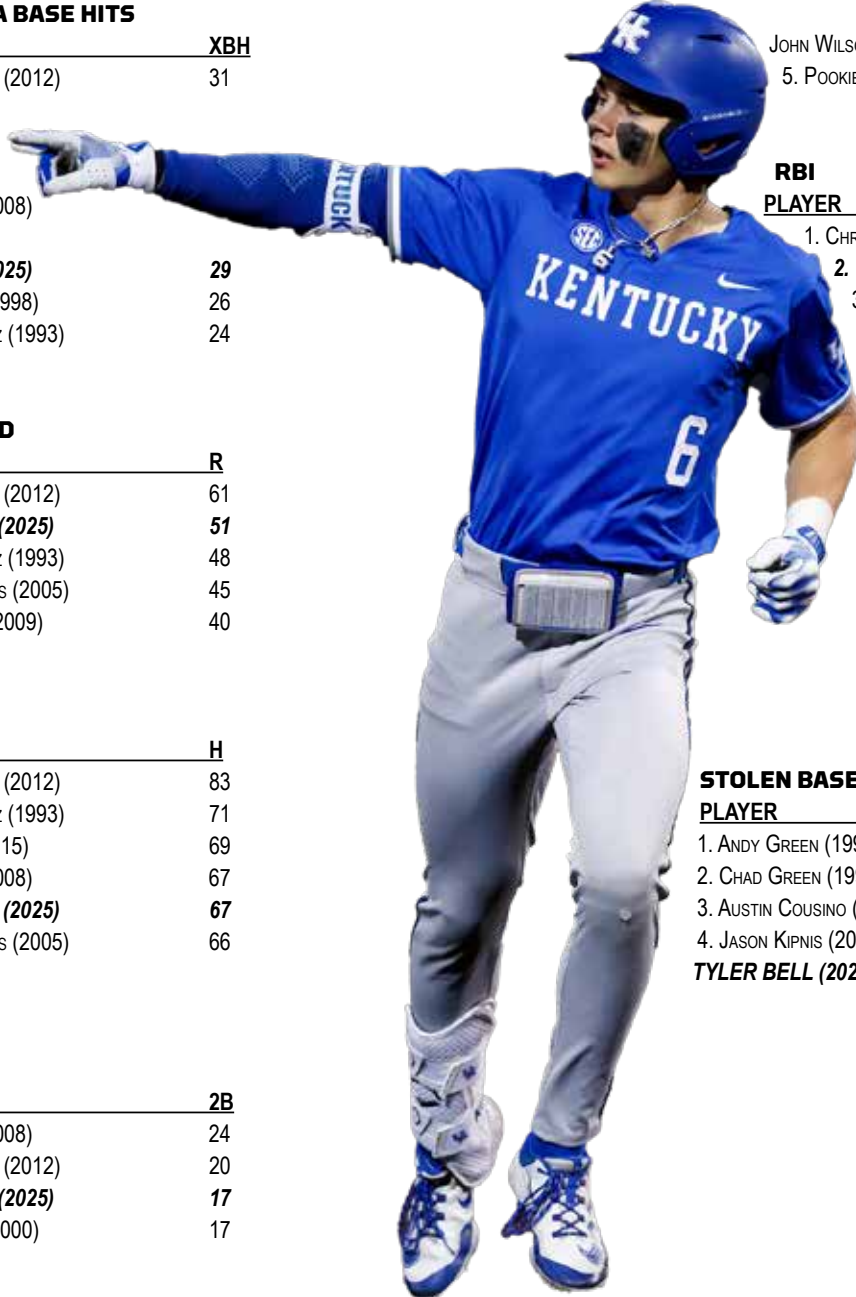
PLAYER	RBI
1. CHRIS WADE (2008)	51
2. TYLER BELL (2025)	46
3. A.J. REED (2012)	43
CHRIS GONZALEZ (1993)	43
5. AUSTIN COUSINO (2012)	41

SLUGGING PERCENTAGE

PLAYER	SLG %
1. JOHN WILSON (1999)	.602
2. CHRIS GONZALEZ (1993)	.558
3. BILLY GRACE (2004)	.537
4. TYLER BELL (2025)	.522
5. AUSTIN COUSINO (2012)	.515

STOLEN BASES

PLAYER	SB
1. ANDY GREEN (1997)	20 (28 ATT.)
2. CHAD GREEN (1994)	17 (18 ATT.)
3. AUSTIN COUSINO (2012)	15 (16 ATT.)
4. JASON KIPNIS (2007)	11 (12 ATT.)
TYLER BELL (2025)	11 (16 ATT.)





USA! USA!



INFILDER TYLER BELL WAS SELECTED TO USA BASEBALL'S 2025 COLLEGIATE NATIONAL TEAM, JOINING A LIST OF UK GREATS WHO HAVE PREVIOUSLY DONNED THE STARS AND STRIPES. HE WAS ONE OF THE YOUNGEST PLAYERS TO PARTICIPATE.

THE USCNT LAST SUMMER COMPETED IN THE 45TH USA VS. JAPAN COLLEGIATE ALL-STAR SERIES IN VARIOUS LOCATIONS ACROSS JAPAN. THE FRANKFORT, ILLINOIS NATIVE IS THE FIRST UK PLAYER SELECTED SINCE STAR LEFT-HANDED PITCHER ZACK THOMPSON.

BELL ETCHED HIS NAME ALL OVER UK'S FRESHMAN RECORDS LIST AND GOT STRONGER AS THE SEASON HAS PROGRESSED. HE REACHED BASE SAFELY IN 54 OF 56 CAREER GAMES (HE HAS STARTED EVERY GAME BUT ONE, WHICH HE MISSED WITH AN INJURY), INCLUDING OF THE FIRST 27. HE HAD 17 MULTI-HIT GAMES, LED THE TEAM IN RBI AND HAD A TEAM-BEST 29 EXTRA BASE HITS. HE ALSO IS THE FIRST FRESHMAN SINCE AT LEAST 2005 TO HAVE TWO FOUR-HIT GAMES.

WILDCATS TO BE SELECTED BY USA BASEBALL

- 2025 – TYLER BELL
- 2018 - ZACK THOMPSON
- 2016 - EVAN WHITE
- 2013 - AUSTIN COUSINO
- 2012 - AUSTIN COUSINO
- 1999 - JOHN WILSON
- 1996 - CHAD GREEN
- 1989 - BILLY WHITE
- 1986 - TOM DELLER
- 1986 - TERRY SHUMPERT





MAJOR LEAGUE BASEBALL

COLLIN COWGILL - CINCINNATI REDS (COACH)
 ANDY GREEN - NY METS (FRONT OFFICE)
 SEAN HJELLE - JAPAN
 ZACH POP - PHILADELPHIA PHILLIES
 RYAN RITTER - COLORADO ROCKIES
 TAYLOR ROGERS - MINNESOTA TWINS
 RYAN WALDSCHMIDT - ARIZONA DIAMONDBACKS

MINOR LEAGUE BASEBALL

SETH CHAVEZ (TIGERS-A)
 CARSON COLEMAN - (YANKEES-AAA)
 ADAM FOGEL (WHITE SOX-AA)
 TREVOR GOTT (NATIONALS-AAA)
 SIMON GREGERSEN (DIAMONDBACKS-A)
 SEAN HARNEY (DIAMONDBACKS-AA; INJ)
 DANIEL HARPER (PHILLIES-AAA)
 HOLT JONES (MARLINS-A)
 ZACK LEE (TIGERS-A)
 ZACH LOGUE (KOREA)
 LOGAN MARTIN (GIANTS-AA)
 NOLAN MCCARTHY (TIGERS-A)
 MASON MOORE (WHITE SOX-A; INJ)
 RYAN NICHOLSON (ANGELS-AA)
 DOMINIC NIMAN (RAYS-A)
 JACKSON NOVE (WHITE SOX-A)
 EMILIE PITRE (RAYS-A)
 TREY POOSER (RAYS-A)
 SCOTT ROUSE (MARINERS-A)
 TRAVIS SMITH (BREWERS-A)
 AUSTIN STRICKLAND (GIANTS-A)
 ZACK THOMPSON - (CARDINALS-AAA; INJ)
 ETHAN WALKER (RED SOX-A)

BANANA BALL

JOHNNY HUMMEL
 NICK LOPEZ



MLB TRAINING GROUND

Kentucky has made its presence felt in the Major League Baseball Draft in recent years with 43 players selected during the Nick Mingione era, including 21 in 2017 and 2018, which was the most of any college program in the country over that span. In Evan White (2017), Zack Thompson (2019) and Ryan Waldschmidt (2024) the Cats have had three first-round selections under Mingione. In the last eight drafts:

- 23 Wildcats were selected in the first 10 rounds.
- 10 were selected in the first five rounds, including first-rounders Evan White (2017), Zack Thompson (2019) and Ryan Waldschmidt (2024).
- The 13 picks in 2018 are the second-most for any school in a single draft since 2006 and tied for an SEC record with Texas A&M (2016) and national champion Vanderbilt (2019).
- The 27 underclassmen drafted during that span earned \$18.4 million in signing bonus money, an average of \$681,400 per player.
- 33 of the 43 draftees had not previously been drafted.
- White was named a 2020 AL Gold Glove winner, the first rookie first baseman in either league to win the award since its inception in 1957.

BASEBALL MINDS IN THE PROS

Collin Cowgill remains an assistant coach with the Reds and former MLB manager and UK all-time hits leader Andy Green has joined the New York Mets' front office in player development.

FORMER CATS SHINE IN 2025

It was a noteworthy 2025 for several former Wildcats. Ryan Waldschmidt was named the Arizona Diamondbacks' 2025 minor league player of the year and installed as the organization's top MLB prospect by Baseball America. MLB Pipeline.com followed suit, ranking Waldschmidt as the No. 66 overall prospect in baseball, as well as Arizona's No. 1 prospect. He reached AA last summer and slashed .289/.419/.473 across two levels with 114 runs, 49 extra base hits, 78 RBI, 96 walks and 29 stolen bases. He made his MLB debut on May 8, 2026.

The 2025 season closed with a pair of alumni winning a championship in the Arizona Fall League, MLB's premier prospect league. Pitchers Daniel Harper (Phillies) and Logan Martin (Giants) both played for the Surprise Saguaros.

WALK IT OFF

The Cats' 10 most recent traditional walk-off victories

DATE	OPPONENT	SCORE	FINAL PLAY
4/17/26	Vanderbilt	5-2	Grand Slam
4/15/25	Miami (Ohio)	4-3	RBI Bunt Single
4/12/25	No. 2 Texas	5-4 (15)	Error
4/4/25	No. 9 Ole Miss	5-4 (10)	RBI Single
6/15/24	NC State (MCWS)	5-4 (10)	Home Run
3/17/23	Mississippi State	5-4 (10)	Wild pitch
3/5/23	Indiana State	7-6	RBI Single
5/5/22	No. 1 Tennessee	3-2 (13)	RBI Single
3/13/22	High Point	4-3	Error
2/26/22	Western Michigan	13-12 (12)	Error
2/23/22	Bellarmine	3-2	RBI Double

The Cats have walked it off 23 times since Nick Mingione took over as head coach before the 2017 season, including five run rule games.



HEAD COACH NICK MINGIONE

Nick Mingione – who was named Kentucky’s head coach on June 13, 2016 – has already made his mark after just nine seasons in Lexington, becoming a respected piece of the UK Baseball program and local community, while guiding the Wildcats to three Super Regionals and a first-ever College World Series appearance in school history.

In his rookie season as a head coach, Mingione proved a quick study as the 2017 Wildcats etched their name all over the school’s record books. The program made a trip to the NCAA Tournament Super Regionals for the first time and finished ranked in the Top 10 of every major college baseball poll. In year seven, Mingione repeated the feat by returning to the Super Regional and climbing into the Top 10 during the season. A year later, Big Blue Nation took over Omaha.

UK has hosted a regional four times in history, all of which Mingione was on staff for, including twice as head coach.

Additionally, the Cats’ 43 wins in 2017 were just two shy of the school record at the time and the most for a first-year coach in the program’s history. The 19 wins in Southeastern Conference play were the second-most in school history, just one shy of the 2006 championship team’s 20, which Mingione also was a part of as an assistant coach. The 2024 SEC championship team set a new mark with 22 wins. In 2018, the Cats spent the majority of the season in the Top 25, including ten weeks in the Top 10. The 77 victories in Mingione’s first two seasons are the most in a two-year period at UK since John Cohen won 78 games in 2007-08.

Many of those accolades were again rewritten in a record-breaking 2024 season that earned Mingione his second SEC and National Coach of the awards. UK set a new school record with 46 victories and won the SEC regular season crown for just the second time.

The success has carried over to the Major League Baseball Draft, where Mingione and his staff’s ability to groom players for a professional career has led to 43 players being selected. The 21 players selected in the 2017 and 2018 drafts were the most of any program in the country and Mingione has helped mentor two top 20 overall picks in first baseman Evan White (17th, 2017) and left-handed pitcher Zack Thompson (19th, 2019). He added a third first rounder in 2024 (Ryan Waldschmidt) and coupled that with Emilien Pitre (58) to have two UK players selected in the top 60 overall picks in its history.

In 2018, 13 Cats were selected in the draft, the highest total of any program in the country. The total set a new program record for most draftees in a single year, shattering the previous mark of nine. Additionally, UK has had 23 players drafted in the first 10 rounds over the past eight seasons. The 27 underclassmen who have been drafted through 2024 and signed during Mingione’s tenure have garnered a total of \$18.4 million in signing bonus money, more than \$681,400 per draftee.

Already, six players from the 2017 team – RHP Sean Hjelle, LHP Zach Logue, RHP Zach Pop, OF Zach Reks, LHP Zack Thompson and 1B Evan White – have made it to the big leagues. In all, 28 players coached by Mingione during his career have reached The Show.

Mingione – who spent eight seasons as an assistant to Cohen at Mississippi State – was an immediate hit with fans and community leaders. He made it a point to have his team involved in the community, part of his “Student Person. Player.” guiding principle of the program, participating in numerous philanthropic events in Lexington while also taking time for more than 100 local speaking engagements.



MINGIONE VS. ALL OPPONENTS

OPPONENT	RECORD
Alabama	11-5
Appalachian State	3-0
Arkansas	4-9
Auburn	13-7
Austin Peay	3-0
Ball State	3-2
Bellarmine	4-0
Belmont	3-0
Boston College	0-1
Butler	1-0
Canisius	3-0
Cincinnati	2-1
Clemson	1-0
Dayton	2-0
Delaware	0-1
Eastern Kentucky	11-1
Elon	2-1
Evansville	8-1
Florida	9-17
Georgia	12-12
Georgia State	3-0
High Point	3-0
Hofstra	3-0
Houston	1-0
Illinois	1-0
Indiana	7-2
Indiana State	4-0
Jacksonville State	3-0
Kansas	1-0
Kennesaw State	1-2
Liberty	0-1
Lipscomb	5-1
Louisiana	1-0
Louisville	6-11
LSU	5-13
Marshall	0-0
Miami (Ohio)	8-0
Michigan	1-0
Middle Tennessee	3-0
Milwaukee	3-0
Mississippi State	6-9
Missouri	14-10
Morehead State	6-1
Murray State	7-2
Norfolk State	1-0
North Carolina	0-3
North Carolina State	3-1
Northern Illinois	1-0
Northern Kentucky	3-1
Oakland	5-0
Ohio	2-1
Oklahoma	3-1
Old Dominion	1-0
Ole Miss	10-8
Oregon State	2-0
Sam Houston State	1-0
Samford	0-1
South Carolina	14-16
Southeast Missouri	1-0
Southern Illinois	3-0
Southern Illinois-Edwardsville	1-0
St. John's	3-0
St. Joseph's	1-0
TCU	2-4
Tennessee	13-14
Tennessee-Martin	1-0
Tennessee Tech	4-0
Texas	1-2
Texas A&M	7-9
Texas State	1-0
Texas Tech	2-4
The Citadel	3-0
UC-Santa Barbara	3-0
UNC Greensboro	3-0
UNC Wilmington	0-3
USC Upstate	6-0
Vanderbilt	8-20
Washington State	0-1
Western Carolina	1-0
Western Michigan	4-0
Western Kentucky	10-2
West Virginia	1-2
Wofford	3-1
Wright State	3-1
Xavier	4-2
TOTALS:	323-210

(*2026 opponents in bold)



In his first season at UK his ethos for the program was on full display as UK players earned SEC Pitcher of the Year, SEC Scholar Athlete of the Year and SEC Community Service Team honors.

“Nick Mingione is exactly the kind of coach we hoped to hire when we began our search,” UK Director of Athletics Mitch Barnhart said. “His passion, tactical mind and tireless recruiting efforts made him an important part of Mississippi State’s staff during some great years for the program. More than that, he is a man of substance who is committed not only to developing young men as baseball players, but as students and people.”

His impact on the Commonwealth culminated in being named a Kentucky Colonel on Oct. 23, 2017. The designation is the highest honor a civilian can receive in Kentucky. He also was named the 2022 winner of the Fellowship of Christian Athlete’s Jerry Kindall Character in Coaching Award for his work on and off the field.

Mingione took over the Kentucky program after serving as assistant coach and recruiting coordinator under Cohen at Mississippi State starting before the 2009 season. Working with the team’s outfielders, first basemen and hitters, Mingione helped lead MSU to an incredible run of success, including the program’s first Southeastern Conference regular-season championship since 1989 in 2016, a runner-up finish in the College World Series in 2013 and an SEC Tournament championship in 2012.

“This is an opportunity I’ve dreamed about for more than a decade,” Mingione said. “From the moment I first stepped foot on campus I knew it would be a place I could call home. What an incredible feeling to be back. Kentucky is a special place and this baseball program has had great moments over the years, including some that I have been a part of.”

Prior to his time at Mississippi State, Mingione spent two seasons at UK as an assistant under Cohen in 2006-07. UK won 33 SEC games in those two seasons, including in 2006 when UK claimed its first SEC championship. After the historic regular season, the Wildcats hosted an NCAA Regional for the first time. Mingione worked extensively at UK with the likes of All-American Collin Cowgill and John Shelby III.

Mingione has a sterling reputation as a recruiter. He also has an unmatched track record of player development, coaching 90 players selected in the MLB Draft, as well as 47 All-Americans and six conference players of the year. His first recruiting class at Kentucky was ranked in the Top 10 of all the major industry outlets.

The Cats also have been dominant in the classroom, having 31 players receive SEC Academic Honor Roll and First-Year Honor Roll in 2018, eight more than any other school in the conference. Zach Logue was named the SEC Scholar Athlete of the Year in 2017, Troy Squires won the prestigious Senior CLASS Award in 2018, the first Kentucky player to do so, and Marshall Gei was First-Team Academic All-America in 2019. T.J. Collett then became the second Wildcat in four years to win the Senior CLASS Award when he was honored in 2021. UK also has had an Academic All-American in five of the past six years and Evan Byers was named the NCAA Elite 90 Award winner for top student-athlete at the 2024 College World Series.

Entering 2026, the Cats have had a conference-best 314 players earn All-SEC academic honors, including a league-high 34 in 2020 and 39 in 2021. The program has earned the ABCA’s prestigious Team Academic Excellence Award, which requires a cumulative team grade point average of at least 3.00, each of the 2018, 2019, 2020, 2021, 2022, 2023, 2024 and 2025 seasons, the only school in the SEC to accomplish that feat.

“Nick Mingione has been preparing for this opportunity for the last 13 years and I absolutely know that he will make the most of it,” Cohen said. “He is one of the nation’s elite recruiters. He is a brilliant tactician of the game. His ability to prepare kids for success in the SEC is of the highest level.

“He will make himself an irreplaceable part of the Kentucky baseball community and his wife is one of the finest people I’ve ever met. You try and surround yourself with people who make you a better coach and a better person. Nick Mingione has been that kind of person for me and like a member of my family.”

“He’s a special coach,” LSU coach Jay Johnson said. “They know how to play. They know how to win. Their pitchers know exactly who they are, how to execute it. They know exactly the style of offense that they are, and they play it great. He’s a special dude. He’s a special competitor. He’s a great coach and a great human

being.”

Before rejoining Cohen at MSU, Mingione spent a season at Western Carolina as assistant coach and recruiting coordinator. There, Mingione helped lead the Catamounts to top-40 national ranking in 11 different offensive categories.

Prior to his first stint at Kentucky, Mingione spent three years as an assistant coach at Embry-Riddle University, his alma mater. The Eagles appeared in the NAIA College World Series in each of those seasons, culminating in a runner-up finish in 2005. Mingione also coached at Florida Gulf Coast in 2002, helping lay the foundation for the program before its inaugural season in 2003. He began his coaching career in 2001 at Mariner High School, his alma mater.

Mingione graduated from Embry-Riddle in 2000 with a degree in aerospace studies, as well as a triple minor in business, psychology and humanities. He was also a four-year letterman on the school’s baseball team.

Away from coaching, Mingione travels often for both speaking engagements and mission trips. In 2013, he and six current and former members of the MSU program helped build houses and run baseball clinics for youth on the Bahamian island of Eleuthera. When he returned stateside, he was inducted into the “Be The Best You Are” Baseball Clinic Speaker Hall of Fame. Other past inductees include Ted Williams (2002), Ron Polk (2003), Leo Mazzone (2006) and Cohen (2008).

Mingione and his wife, Christen, have one son, Reeves.



NICK MINGIONE - TWO-TIME NATIONAL AND SEC COACH OF THE YEAR

MINGIONE BY THE NUMBERS

- 503** - SEC Academic Honor Roll selections
- 90** - Players coached who have been selected in the Major League Baseball Draft
- 51** - All-Conference honors coached
- 50** - All-American honors coached
- 28** - Players who have reached MLB
- 23** - Seasons as a college baseball coach
- 13** - NCAA Regionals (2003-06, 2011-14, 2016, 2017, 2023, 2024, 2025)
- 7** - Academic All-Americans at Kentucky
- 7** - Conference championships (2003-06, 2012, 2016, 2024)
- 6** - Conference Players of the Year coached (2004-06, 2012, 2016, 2017)
- 6** - College World Series (1999, 2003-05, 2013, 2024)
- 4** - SEC Scholar Athlete of the Year (2013, 2014, 2015, 2017)
- 2** - National Championship finalists (2005, 2013)
- 2** - Senior CLASS Award winners (2018, 2021)
- 2** - SEC Coach of the Year (2017, 2024)
- 2** - National Coach of the Year (2017, 2024)
- 1** - NCAA Elite 90 Award winner (2024)

Kentucky head coach Nick Mingione, the second all-time winningest baseball coach in school history, has built his success on three foundational core beliefs - developing young men as students, as people and as players. His commitment to leadership and family values continues to show in the program achieving things it never has before - both on and off the field.

TEAM HONORS

- Guided program to first College World Series
- Has been on staff of both SEC championships
- Led program to all three Super Regional appearances
- Set school record for total wins and SEC wins in a season
- Only SEC school to win TEAM Academic Excellence award each of the past eight seasons
- First Senior CLASS Award winner in UK Athletics history
- Academic All-American five of past six years
- Every academic semester with a team GPA of at least 3.0 on 4.0 scale
- First SEC Pitcher of the Year honor
- Program has logged more than 1,000 hours of community service
- Led nation in fielding in 2023
- Coached student-athletes to top SEC community service honor, prestigious UK Sullivan Medal and top NCAA academic honor

COACHING HONORS

- Two-time National Coach of the Year
- Two-time Southeastern Conference Coach of the Year
- Fellowship of Christian Athletes Jerry Kindall Character in Coaching Award
- Named a Kentucky Colonel (highest civilian honor in state)



Student. Person. Player.

COACH MINGIONE IS PASSIONATE ABOUT DEVELOPING STUDENT-ATHLETES IN THREE AREAS: **STUDENT. PERSON. PLAYER.**



2026 COACHING STAFF

15 - DAN ROSZEL



Career

2000: North Florida, Graduate Assistant
2001-02: Lake City Community College, Assistant Coach
2003-06: Gardner-Webb, Pitching Coach/Recruiting Coordinator
2007-08: Florida Gulf Coast, Assistant Coach/Pitching Coach
2009-10: College of Charleston, Pitching Coach/Recruiting Coordinator
2011-19: East Carolina, Pitching Coach
2020-Current: Kentucky, Pitching Coach

Roszel has had 39 pitchers sign pro contracts, 18 pitchers reach Major League Baseball, two top 15 overall picks and mentored star left-hander Chris Sale. He also has had 25 all-conference selections, 11 all-americans and two conference pitchers of the year.

91 - AUSTIN COUSINO



Career

2014-16: Played minor league baseball
2017-18: Graduate Assistant, Mississippi State
2018-19: Assistant Coach, Xavier
2019-22: Area Scout, Detroit Tigers
2022-23: Area Scout, Tampa Bay Rays
2024-Current: Assistant Coach/Recruiting Coordinator, Kentucky

Cousino, a former all-american, Gold Glove and two-time USA Baseball member while at Kentucky, has already coached 26 players to the professional ranks in his short coaching career.

26 - CHASE SLONE



Career

2020: Wright State, Volunteer Assistant
2021-23: Wright State, Assistant (Hitting and Infield)
2024: Wright State, Associate Head Coach (Hitting and Infield)
2025- : Kentucky, Assistant Coach

A standout player at Wright State who became the school's hitting coach, Slone is considered a young assistant quickly on the rise for his intelligence, offensive acumen and ability to relate to players. In 2024, the Raiders' offense ranked in the Top 20 nationally in a number of offensive categories.



2026 COACHING STAFF

TREVOR FITTS - PLAYER DEVELOPMENT

Coaching Career

2015-16: South Alabama, Grad Assistant
 2017-18: Mississippi State, Director of Operations
 2018-19: Jacksonville State, Volunteer Assistant
 2020-22: Austin Peay, Assistant Coach/ Pitching Coach/ Interim Head Coach
 2022-23: Southwest MS CC, Assistant Coach/ Pitching Coach
 2023: Detroit Tigers (West Michigan Whitecaps), Assistant Pitching Coach
 2024-: Kentucky, Director of Player Development

Fitts, who started on the mound in Game 1 of the 2013 College World Series, brings a wealth of pitching knowledge. Counting his year as State's Director of Ops he has had 42 total pro players, including 16 who have made it to MLB.

MATT MORROW - OFFENSIVE DEVELOPMENT



Career

2015-18: Played at Wright State
 2018-19: Pittsburgh Pirates Organization
 2021-22: Volunteer Assistant Coach, Illinois-Chicago
 2023-24: Assistant Coach/Hitting/Recruiting Coordinator, Wabash Valley Junior College
 2025: Assistant Coach/Hitting, St. Louis University
 2026-: Director of Offensive Development, Kentucky

Morrow joined the UK staff in summer 2025 after a heralded playing career at Wright State and successful coaching stops in the JUCO and D-I ranks. He's a two-time All-Horizon League and Freshman All-American player whose 2023 offense at Wabash led the nation in hits, runs and RBI on the way to a NJCAA World Series runner-up finish.

BROCK DOUD - CHIEF OF STAFF



Career

2005-06: Played at Lake Michigan College
 2007-08: Played Hope College
 2009: Student Assistant Coach, Hope College
 2010-12: Graduate Assistant, Valdosta State
 2013-15: Assistant Coach, Kalamazoo Valley C.C.
 2016-18: Assistant Coach, Western Carolina
 2020-: Director of Operations/Chief of Staff, Kentucky

An accomplished player at Lake Michigan College and Hope College, Doud had several successful stops as an on-field coach before arriving at Kentucky to run the program's operations. He was promoted to Chief of Staff before the 2025-26 season.



MLB DRAFT | MINGIONE ERA



FIRST ROUND

PICK	NAME	YEAR	POS	ORGANIZATION
17	Evan White	2017	1B	Seattle
19	Zack Thompson	2019	LHP	St. Louis
31	Ryan Waldschmidt	2024	OF	Arizona

SECOND ROUND

PICK	NAME	YEAR	POS	ORGANIZATION
45	Sean Hjelle	2018	P	San Francisco
58	Emilien Pitre	2024	IF	Tampa Bay

THIRD ROUND

PICK	NAME	YEAR	POS	ORGANIZATION
76	John Rhodes	2021	OF	Baltimore
89	Riley Mahan	2017	IF	Miami
89	Tristan Pompey	2018	OF	Miami

FOURTH ROUND

PICK	NAME	YEAR	POS	ORGANIZATION
116	Ryan Ritter	2022	IF	Colorado
130	Kole Cottam	2018	C	Boston

SIXTH ROUND

PICK	NAME	YEAR	POS	ORGANIZATION
171	Logan Salow	2017	P	Oakland
182	Zach Haake	2018	P	Kansas City

SEVENTH ROUND

PICK	NAME	YEAR	POS	ORGANIZATION
220	Zach Pop	2017	P	LA Dodgers

EIGHTH ROUND

PICK	NAME	YEAR	POS	ORGANIZATION
227	Austin Strickland	2023	P	Pittsburgh
253	Tyler Guilfoil	2022	P	Houston
254	Sean Harney	2022	P	Tampa Bay
254	Luke Heyer	2018	IF	LA Dodgers

NINTH ROUND

PICK	NAME	YEAR	POS	ORGANIZATION
261	Luke Becker	2018	IF	San Diego
269	Chase Estep	2022	IF	New York Mets
279	Zach Logue	2017	P	Toronto

10TH ROUND

PICK	NAME	YEAR	POS	ORGANIZATION
285	Austin Schultz	2021	OF	Detroit
292	Ryan Nicholson	2024	1B	LA Angels
306	Trey Pooser	2024	P	Tampa Bay
310	Zach Reks	2017	OF	LA Dodgers

11TH ROUND

PICK	NAME	YEAR	POS	ORGANIZATION
317	Magdiel Cotto	2023	LHP	Pittsburgh Pirates
319	Justin Lewis	2017	RHP	Tampa Bay Rays

12TH ROUND

PICK	NAME	YEAR	POS	ORGANIZATION
349	Logan Martin	2023	RHP	Kansas City Royals
357	Cole Stupp	2022	RHP	Detroit Tigers
358	Ethan Walker	2025	LHP	Boston Red Sox
369	Justin Lewis	2018	RHP	Arizona Diamondbacks

14TH ROUND

PICK	NAME	YEAR	POS	ORGANIZATION
419	Holt Jones	2021	RHP	Miami Marlins

15TH ROUND

PICK	NAME	YEAR	POS	ORGANIZATION
439	Mason Moore	2024	RHP	Chicago White Sox
455	Travis Smith	2024	RHP	Milwaukee Brewers
462	Trey Dawson	2018	IF	Houston Astros

16TH ROUND

PICK	NAME	YEAR	POS	ORGANIZATION
490	Chris Machamer	2018	RHP	Boston Red Sox

17TH ROUND

PICK	NAME	YEAR	POS	ORGANIZATION
512	Daniel Harper	2022	RHP	Philadelphia Phillies

18TH ROUND

PICK	NAME	YEAR	POS	ORGANIZATION
546	Dominic Niman	2024	LHP	Tampa Bay Rays

20+ ROUND

PICK	NAME	YEAR	POS	ORGANIZATION
23/686	Troy Squires	2018	C	Toronto Blue Jays
23/700	Connor Heady	2017	IF	Los Angeles Dodgers
32/947	Ben Aklinski	2018	OF	Philadelphia Phillies
32/971	Alec Maley	2018	RHP	Washington Nationals
33/998	Carson Coleman	2019	RHP	Tampa Bay Rays
34/1018	Ryan Shinn	2019	OF	New York Mets
40/1197	Andrew Miller	2018	LHP	Miami Marlins

(*Note: Only includes the main MLB amateur draft)

FREE AGENT SIGNEES

NAME	YEAR	POS	ORGANIZATION
Coltyn Kessler	2021	C	Miami Marlins
Daniel Harris IV	2022	IF	Colorado Rockies
Alonzo Rubalcaba	2022	C	Detroit Tigers
Seth Chavez	2023	RHP	Tampa Bays Rays
Zack Lee	2023	RHP	Detroit Tigers
Mitchell Daly	2024	IF	LA Angels
Grant Smith	2024	IF	Chicago White Sox
Jackson Nove	2025	LHP	Chicago White Sox



KENTUCKY PROUD PARK

Kentucky baseball moved into a new home for the 2019 season, opening the \$49 million Kentucky Proud Park, a state-of-the-art facility immediately considered one of the top facilities in all of college baseball. The Wildcats won their first game in their new home, defeating Eastern Kentucky, 7-3, on Feb. 26, 2019.

The stadium features permanent seating for nearly 2,500 fans with additional space on grass berms to accommodate 5,000 fans for regular season games. Beyond the outfield wall, temporary bleachers can be installed for NCAA Tournament games to bring the seating capacity to more than 7,000.

The team areas were a priority and give our players and coaches everything they need to compete at a high level in a single location. The facility features a team lounge, locker room, training area, indoor hitting and pitching areas, and coaching offices, as well as a recruiting room. All spaces are either new to UK baseball or significantly larger than previous ones.

The name is a tribute to farmers and businesses of the Commonwealth of Kentucky and the Big Blue Nation. Kentucky Farm Bureau secured the rights to name the stadium from JMI Sports, UK Athletics' multimedia rights partner. In turn, Kentucky Farm Bureau elected to name the stadium for Kentucky Proud, the state's official agricultural marketing program housed at the Kentucky Department of Agriculture. No state taxpayer dollars were used in funding the agreement. The Kentucky Proud program is funded through the generosity of the Kentucky Agricultural Development Fund. The fund is directed by the Kentucky Agricultural Development Board and administered by the Governor's Office of Agricultural Policy.



UK'S RECORD AT KPP

Year	Overall	SEC
2019	16-15	2-13
2020 [^]	11-3	0-0
2021	22-13	6-9
2022	23-11	8-7
2023	29-7	11-4
2024	26-6	11-4
2025	19-10	8-7
2026	19-6	7-5
[^] Covid-shortened season		
Total	169-71 (.704)	59-49
Attendance Record	7,558 vs. Oregon State (June 9, 2024)	
Three-Game Series	21,023 vs. Tennessee (April 19-21, 2024)	




TOP CROWDS IN KPP HISTORY

7,558	Oregon St.*	6/9/24
7,441	Oregon St.*	6/8/24
7,304	Tennessee	4/20/24
6,922	Tennessee	4/19/24
6,797	Tennessee	4/21/24
6,796	Indiana*	6/5/23
6,415	Louisville	4/22/25
6,094	Indiana*	6/3/23
6,066	Illinois*	6/1/24

*NCAA Tournament

Series:

21,023	Tennessee	2024
14,781	Arkansas	2024





2026 RADIO/TV SPOT CHART



0

JAXON JELKIN



1

CAEDEN CLOUD



2

TYLER CERNY



3

WILL MARCY



4

ALEX DUFFEY



5

JACK BENNETT



6

TYLER BELL



7

TOBY PETERSON



8

NILE ADCOCK



9

ETHAN HINDLE



10

LUKE LAWRENCE



11

SCOTT CAMPBELL



12

CONNOR MATTISON



13

TAGGER TYSON



16

IRA AUSTIN IV



17

CAMERON OWENS



19

JACK SAMS



20

TOMMY SKELDING



21

CHASE ALDERMAN



22

BURKLEY BOUNDS



23

HUDSON BROWN



24

BRAXTON VAN CLEAVE



25

RYAN SCHWARTZ



28

LUCAS HAIL



29

OWEN JENKINS



30

BRYSON TREICHEL



31

OLIVER BOONE



33

RYAN FOSCOLO



34

CARSON HANSEN



35

JACKSON SOUCIE



36

NATE HARRIS



37

JAYCE THARNISH



38

RYAN MULLAN



41

MAXIME BOIES



44

MICHAEL GARDNER



45

LEIGHTON HARRIS



47

WILL COLEMAN



48

BEN CLEAVER



49

TRISTAN HUNTER



50

WILL PRYOR



NICK MINGIONE
HEAD COACH



DAN ROSZEL
ASSISTANT COACH



AUSTIN COUSINO
ASSISTANT COACH



CHASE SLONE
ASSISTANT COACH



TREVOR FITTS
DIRECTOR OF
PLAYER DEVELOPMENT



MATT MORROW
DIRECTOR OF
OFFENSIVE DEVELOPMENT



WILDCATS BY STATE

ARIZONA (1)

CONNOR MATTISON (GOODYEAR)

CALIFORNIA (2)

OLIVER BOONE (NORTH HOLLYWOOD)
RYAN MULLAN (CHINO HILLS)

FLORIDA (2)

RYAN FOSCOLO (OVIEDO)
BRYSON TREICHEL (DELAND)

GEORGIA (1)

SCOTT CAMPBELL (MACON)

ILLINOIS (5)

NILE ADCOCK (PINCKNEYVILLE)
TYLER BELL (FRANKFORT)
NATE HARRIS (YORKVILLE)
LUKE LAWRENCE (EVERGREEN PARK)
TOBY PETERSON (PALATINE)

INDIANA (2)

TYLER CERNY (GREENWOOD)
WILL COLEMAN (NEWBURGH)

KENTUCKY (8)

CHASE ALDERMAN (MOREHEAD)
JACK BENNETT (PADUCAH)
BURKLEY BOUNDS (LEXINGTON)
LUCAS HAIL (BRANDENBURG)
LEIGHTON HARRIS (LEXINGTON)
OWEN JENKINS (LEXINGTON)

CAMERON OWENS (HARRODSBURG)
JACK SAMS (LEXINGTON)

LOUISIANA (1)

IRA AUSTIN IV (METAIRIE)

MISSISSIPPI (1)

HUDSON BROWN (OLIVE BRANCH)

MISSOURI (2)

CAEDEN CLOUD (NIXA)
TRISTAN HUNTER (FORSYTHE)

NEBRASKA (1)

JAXON JELKIN (OMAHA)

NEW JERSEY (1)

ALEX DUFFEY (BERNARDSVILLE)

NEW YORK (1)

MICHAEL GARDNER (OYSTER BAY)

NORTH CAROLINA (2)

WILL MARCY (RALEIGH)
RYAN SCHWARTZ (INDIAN TRAIL)

OHIO (1)

TOMMY SKELDING (ATWATER)

PENNSYLVANIA (1)

JAYCE THARNISH (DEVON)

SOUTH CAROLINA (1)

TAGGER TYSON (MOUNT PLEASANT)

TENNESSEE (2)

BEN CLEAVER (THOMPSONS STATION)
WILL PRYOR (WHITWELL)

TEXAS (1)

BRAXTON VAN CLEAVE (ARLINGTON)

WISCONSIN (2)

CARSON HANSEN (PEWAUKEE)
ETHAN HINDLE (DELAFIELD)

CANADA (2)

MAXIME BOIES (LEVIS, QUEBEC)
JACKSON SOUCIE (CAMBRIDGE, ONTARIO)

WILDCATS BY POSITION

INFIELDERS

TYLER CERNY (SENIOR)
LUKE LAWRENCE (SENIOR)
ETHAN HINDLE (JUNIOR)
HUDSON BROWN (SOPHOMORE)
TYLER BELL (SOPHOMORE)
MAXIME BOIES (FRESHMAN)
CAEDEN CLOUD (FRESHMAN)
MICHAEL GARDNER (FRESHMAN)

OUTFIELDERS

SCOTT CAMPBELL (SENIOR)
WILL MARCY (SENIOR)
CARSON HANSEN (SENIOR)
JAYCE THARNISH (JUNIOR)
RYAN FOSCOLO (FRESHMAN)
BRAXTON VAN CLEAVE (FRESHMAN)

CATCHERS

ALEX DUFFEY (SENIOR)
TAGGER TYSON (JUNIOR)
RYAN SCHWARTZ (SOPHOMORE)
OWEN JENKINS (FRESHMAN)

LEFT-HANDED PITCHERS

JACKSON SOUCIE (SENIOR)
BEN CLEAVER (JUNIOR)
LEIGHTON HARRIS (SOPHOMORE)
WILL COLEMAN (FRESHMAN)
TOBY PETERSON (FRESHMAN)

UTILITY

ALEX DUFFEY (SENIOR)
TAGGER TYSON (JUNIOR)
RYAN SCHWARTZ (SOPHOMORE)
TOBY PETERSON (FRESHMAN)
OWEN JENKINS (FRESHMAN)

RIGHT-HANDED PITCHERS

NILE ADCOCK (SENIOR)
IRA AUSTIN IV (SENIOR)
JACK BENNETT (SENIOR)
CHASE ALDERMAN (JUNIOR)
JAXON JELKIN (JUNIOR)
CONNOR MATTISON (JUNIOR)
RYAN MULLAN (JUNIOR)
WILL PRYOR (JUNIOR)
OLIVER BOONE (SOPHOMORE)
BURKLEY BOUNDS (SOPHOMORE)
TOMMY SKELDING (SOPHOMORE)
NATE HARRIS (SOPHOMORE)
TRISTAN HUNTER (SOPHOMORE)
BRYSON TREICHEL (SOPHOMORE)
CAMERON OWENS (R-FRESHMAN)
LUCAS HAIL (FRESHMAN)
JACK SAMS (FRESHMAN)



TRACKING KENTUCKY'S RECORD BOOKS

RECORD CHASING / CAREER

On-Base pct.

(Min. 300 at-bats - Since 1987)

1.	Sawyer Carroll	2007-08	.483
2.	Jeff Abbott	1991-94	.473
3.	Mike Harris	1989-91	.467
4.	Brian Spear	2007-08	.459
5.	Ryan Waldschmidt	2023-24	.449
6.	Vince Castaldo	1988-90	.445
7.	John Wilson	1998-2000	.443
8.	Collin Cowgill	2005-06, 08	.441
9.	Tyler Bell	2025-26	.440
10.	Paul Blandford	1995-96	.438

Fewest Hits/9 innings

(Min. 75 Innings)

1.	Jeff Keener	1980-81	5.11
2.	Zack Thompson	2017-19	6.09
3.	Ben Cleaver	2024-26	6.66
4.	Mason Hazelwood	2018-22	6.91
5.	Mason Moore	2022-24	7.27
6.	Ryan Hagenow	2021-24	7.28
7.	Tim Brandenburg	1979-80	7.42
8.	Chris Carroll	1982-85	7.43
9.	Dustin Beggs	2015-16	7.48
10.	David Voit	1986-88	7.57

RECORD CHASING / SINGLE SEASON

Stolen Bases

Player, Season	SB
1. Chad Green, 1996	56
2. Chad Green, 1995	54
3. Paul Blandford, 1995	36
4. Anthony Morrow, 1990	35
Jimmy Sherrill, 1977	35
6. Chris Bisson, 2010	32
Terry Shumpert, 1987	32
8. Jeff Michael, 1993	28
Terry Shumpert, 1986	28
10. Andy Green, 2000	27
JAYCE THARNISH, 2026	27
12. Emilien Pitre, 2024	26
13. Ryan Waldschmidt, 2024	25

MILESTONE TRACKER

Kentucky has numerous players bearing down on or just reached a personal career milestone marker, including:

250 HITS

LUKE LAWRENCE - 249

200 HITS

TYLER CERNY - 212
JAYCE THARNISH - 187

150 HITS

ALEX DUFFEY - 130
CARSON HANSEN - 127

100 HITS

WILL MARCY - 123
TYLER BELL - 106
SCOTT CAMPBELL JR. - 104

200/150 STRIKEOUTS

JACK BENNETT - 181
CONNOR MATTISON - 158
BEN CLEAVER - 143

50 STOLEN BASES

JAYCE THARNISH - 64

50 HIT BY PITCH

TYLER CERNY - 56

100-HIT CLUB (AT KENTUCKY ONLY)

- 37. SEAN COUGHLIN (2006-07) - 142
- 38. EMILIEN PITRE (2022-24) - 141
- 39. ZACH REKS (2016-17) - 137
- 40. MAX KUHN (2012-14) - 133
- 41. AUSTIN SCHULTZ (2019-21) - 131
- 42. BRIAN SPEAR (2007-08) - 130
- THOMAS BERNAL (2012-15) - 130
- 44. **LUKE LAWRENCE (2025-26) - 129**
- 45. MIKE BREYMAN (2003-04) - 127
- 46. CHAD STEWART (2003-04) - 125
- 47. CHRIS WADE (2008-09) - 123
- 48. TAYLOR BLACK (2010-11) - 121
- MARCUS NIDIFFER (2007-10) - 121
- 50. MICHAEL WILLIAMS (2009-12) - 119
- 51. TROY SQUIRES (2015-18) - 118
- 52. CHASE ESTEP (2020-22) - 115
- GUNNER GLAD (2009-10) - 115
- 54. RYAN RITTER (2021-22) - 113
- 55. MARCUS CARSON (2014-17) - 112
- 56. COLTYN KESSLER (2018-21) - 111
- SHAUN LEHMANN (2005-06) - 111
- 58. STORM WILSON (2014-17) - 109
- 59. MICHEAL THOMAS (2011-14) - 107
- 60. CONNOR HEADY (2014-17) - 106
- TYLER BELL (2025-26) - 106**



SINGLE-GAME RECORDS (2007-)

BATTING

Hits

6	JT Riddle	2/23/2013	Niagara
5	Nick Lopez	3/12/2024	Murray State
5	Jase Felker	3/27/2022	Georgia
5	Riley Mahan	4/21/2017	LSU
5	Zac Zellers	6/1/2012	Kent State
5	Mike Brown	3/4/2007	Milwaukee

Runs Scored

5	Devin Burkes	2/25/25	Evansville
5	Chase Estep	3/27/2022	Georgia
5	Ryan Johnson	4/23/2019	at WKU
5	Evan White	3/20/2016	at Georgia
5	Mike Brown	3/4/2007	Milwaukee

RBI

8	Luke Becker	3/12/2017	Miami (OH)
7	Devin Burkes	2/26/23	Wright State
7	JaVon Shelby	3/20/2016	at Georgia
6	Mitchell Daly	2/24/2024	vs. Texas St.
6	Nolan McCarthy	3/30/2024	at Ole Miss
6	Ryan Waldschmidt	4/16/2024	at Louisville
6	others		

Doubles

3 Many times

Triples

2	Jackson Gray	3/4/2023	Indiana State
2	Matt McKinney	3/24/2007	LSU

Home Runs

3	T.J. Collett	4/25/2021	Alabama
3	Ryan Johnson	4/23/2019	at WKU

Stolen Bases

5	Jaren Shelby	2/26/2019	EKU*
(*Kentucky Proud Park opening game)			
4	Ethan Hindle	2/14/26	UNCG
4	Storm Wilson	2/14/2015	Richmond

Total Bases

13	Ryan Johnson	4/23/2019	at WKU
13	Tristan Pompey	2/21/2016	Dayton
13	Lance Ray	5/11/2010	at Indiana
12	T.J. Collett	4/25/2021	Alabama

Hit By Pitch

3 Nine times

PITCHING

Innings

9.2	Zack Brown	4/22/2016	Arkansas
-----	------------	-----------	----------

Strikeouts

13	Zack Thompson (L)	3/29/2019	Georgia
13	Sean Hjelle (R)	2/23/2018	Oakland
13	Alex Meyer (R)	3/12/2011	Niagara
13	Alex Meyer (R)	2/20/2011	Miami (OH)
12	Jaxon Jelkin (R)	5/9/2026	Florida
12	Nic McCay (R)	4/19/2025	Tennessee
12	Zack Lee (R)	5/7/2023	South Carolina
12	Mason Hazelwood (L)	3/13/2021	Georgia St.
12	Dustin Beggs (R)	5/2/2015	Vanderbilt
12	Corey Littrell (L)	3/31/2013	Georgia
12	Jerad Grundy (L)	3/2/2013	Akron

Walks Issued

9	Zach Haake	3/31/2018	at Alabama
---	------------	-----------	------------

Hits Allowed

15	Jerad Grundy	3/31/2013	Georgia
15	Aaron Tennyson	4/28/2006	Vanderbilt
14	Dustin Beggs	5/13/2016	Ole Miss

Runs Allowed

11	Grant Macciocchi	3/16/2019	at LSU
11	Justin Lewis	3/17/2018	at Arkansas

Most Hit Batters

4 Six times

TEAM

Runs Scored

27	vs. UT-Martin	3/10/2007
26	vs. Ball State	3/8/2014
24	vs. Evansville	2/25/25
24	vs. Ball State	3/7/2014
22	at Mississippi State	4/19/2009

At-Bats

77	vs. Kent State (NCAA)	6/1/2012
----	-----------------------	----------

Hits

24	vs. Dayton	4/4/2012
22	at Missouri	4/14/2022

Doubles

8	vs. Tennessee-Martin	3/10/2007
8	vs. Georgia	5/25/2006

Triples

3	at UNC Greensboro	2/13/2026
3	at Furman	2/17/2007

Home Runs

7 Three times

Walks

15	vs. Tennessee-Martin	3/10/2007
14	vs. Miami University	3/26/2024

Hit By Pitch

10	vs. Monmouth	3/6/2010
9	vs. Indiana	6/4/2023

Stolen Bases

10	at Tennessee	4/19/2025
8	vs. Hofstra	3/2/25
8	at Auburn	4/2/2010

Runs Allowed

20	at Indiana	3/15/2022
19	at Florida	5/21/2011
19	at Texas Tech	4/16/2019

Strikeouts

26	vs. Kent State (NCAA)	6/1/2012
----	-----------------------	----------

Strikeouts (9 inning game)

20	at UNC Greensboro	2/13/2026
----	-------------------	-----------

Walks Allowed

14	vs. Louisville	4/21/2026
----	----------------	-----------

Home Runs Allowed

7	vs. Tennessee Tech	4/22/2014
---	--------------------	-----------

Errors

6	vs. Murray State	3/15/2010
---	------------------	-----------



SINGLE-GAME RECORDS, PLAYER (MINGIONE ERA)

RUNS SCORED

5	Devin Burkes	vs. Evansville	2/25/25
	Chase Estep	vs. Georgia	3/27/22
	Ryan Johnson	at Western Kentucky	4/23/19

HITS

5	Nick Lopez	vs. Murray State	3/12/24
	Jase Felker	vs. Georgia	3/27/22
	Riley Mahan	vs. LSU	4/21/17

RBI

8	Luke Becker	vs. Miami (Ohio)	3/12/17
7	Devin Burkes	vs. Wright State	2/26/23
6	6 times		

DOUBLES

3	Devin Burkes	vs. Evansville	2/25/25
	Devin Burkes	vs. Wright State	2/26/23
	Alex Rodriguez	at Western Carolina	4/11/18
	Troy Squires	vs. Eastern Kentucky	3/6/18
	Tristan Pompey	vs. Evansville	2/18/18

HOME RUNS

3	T.J. Collett	vs. Alabama	4/25/21
	Ryan Johnson	at Western Kentucky	4/23/19

TOTAL BASES

13	Ryan Johnson	at Western Kentucky	4/23/19
12	T.J. Collett	vs. Alabama	4/25/21

HIT BY PITCH

3	6 times
---	---------

STOLEN BASES

5	Jaren Shelby	vs. Eastern Kentucky	2/26/19
4	Ethan Hindle	at UNC Greensboro	2/14/26

HITS ALLOWED

13	Justin Lewis	at Arkansas	3/17/18
12	Cole Stupp	vs. LSU	4/9/21
11	Jimmy Ramsey	at Florida	4/26/19
	Sean Hjelle	vs. LSU	5/25/17
	Sean Hjelle	at North Carolina	2/17/17

RUNS ALLOWED

11	Grant Macciocchi	at LSU	3/16/18
	Justin Lewis	at Arkansas	3/17/18
10	Zach Haake	vs. South Carolina	4/7/18
	Sean Hjelle	vs. LSU	5/25/17
9	Sean Hjelle	vs. St. Joseph's	2/24/17

STRIKEOUTS

13	Zack Thompson	vs. Georgia	3/29/19
	Sean Hjelle	vs. Oakland	2/23/18
12	Jaxon Jelkin	at Florida	5/9/26
	Nic McCay	at Tennessee	4/19/25
	Zack Lee	vs. South Carolina	5/7/23
	Mason Hazelwood	vs. Georgia State	3/13/21

HOME RUNS ALLOWED

4	Justin Lewis	at Arkansas	3/17/18
	Zach Logue	at Missouri	4/15/17
3	Seven times		

MISC. RECORD/STREAKS

Most Runs in an Inning: 14, at Southern Illinois, 2023
 Most Runs Scored: 24, vs. Evansville, 2025
 Overall Winning Streak: 17 (2023)
 Single-Season Winning Streak: 17 (2023)
 SEC Winning Streak: 11 (2024)
 Overall Losing Streak: Five (2021)
 SEC Losing Streak: 11 from 2018-19
 Home Winning Streak: 16 in 2023
 Home Losing Streak: 6 in 2019
 Road Winning Streak: 7 in 2023
 Road Losing Streak: 7 in 2025



SINGLE-SEASON RECORDS, PLAYER (MINGIONE ERA)

*Note: 2020 Covid-shortened season not included;
Min. 1 AB/Game; 25 innings pitched

BATTING AVERAGE

.373	Evan White	2017
.361	Tristan Pompey	2017
.356	Jayce Tharnish	2026
.355	Tyler Bell	2026
.352	Kole Cottam	2018
	Zach Reks	2017

SLUGGING PERCENTAGE

.691	Luke Heyer	2018
.667	Kole Cottam	2018
.637	Evan White	2017
.607	Ethan Hindle	2026
.618	Riley Mahan	2017
.610	Ryan Waldschmidt	2024

ON-BASE PERCENTAGE

.535	Tyler Bell	2026
.491	Jackson Gray	2023
.475	Hudson Brown	2026
.469	Ryan Waldschmidt	2024
.464	Tristan Pompey	2017
.461	Zach Reks	2017

RUNS SCORED

70	Tristan Pompey	2017
70	Jackson Gray	2023
66	Ryan Waldschmidt	2024
58	Riley Mahan	2017
57	Nick Lopez	2024
57	Chase Estep	2022
55	Devin Burkes	2023
54	Jayce Tharnish	2026

HITS

96	Tristan Pompey	2017
88	Riley Mahan	2017
86	Zach Reks	2017
79	Evan White	2017
79	Nick Lopez	2024
77	Kole Cottam	2018
74	Jackson Gray	2023

DOUBLES

24	Evan White	2017
23	Riley Mahan	2017
22	Nick Lopez	2024
20	Tristan Pompey	2018

TRIPLES

6	Jackson Gray	2023
3	Ethan Hindle	2026
	Jayce Tharnish	2026
	Jase Felker	2023
	2 others	

HOME RUNS

23	Ryan Nicholson	2024
19	Kole Cottam	2018
18	Luke Heyer	2018
16	T.J. Collett	2021
15	Riley Mahan	2017

RBI

71	Hunter Gilliam	2023
67	Riley Mahan	2017
63	Ryan Nicholson	2024
57	Luke Heyer	2018
58	Emilien Pitre	2024
53	Devin Burkes	2023
53	Nick Lopez	2024

WALKS

47	Emilien Pitre	2024
46	Tristan Pompey	2017
46	Zach Reks	2017
42	Emilien Pitre	2023
41	Jackson Gray	2023
41	Ryan Waldschmidt	2024

STOLEN BASES

27	Jayce Tharnish	2026
26	Emilien Pitre	2024
25	Ryan Waldschmidt	2024
22	Austin Schultz	2021
21	Jase Felker	2023
20	Emilien Pitre	2023
19	Jackson Gray	2023

LOWEST ERA

0.93	Darren Williams (29.0 IP)	2022
1.59	Tyler Guilfoil (51.0 IP)	2022
1.80	Mason Moore (55.0 IP)	2023
1.95	Logan Salow (55.1 IP)	2017
2.13	Mason Hazelwood (25.1 IP)	2021
2.40	Zack Thompson (90.0 IP)	2019

LOWEST OPPONENT AVERAGE

.156	Tyler Guilfoil (51.0 IP)	2022
.164	Chris Machamer (34.0 IP)	2017
.164	Mason Moore (55.0 IP)	2023
.184	Zack Thompson (90.0 IP)	2019
.185	Ben Cleaver (83.0 IP)	2025

VICTORIES

11	Sean Hjelle	2017
9	Mason Moore	2024
8	Zack Thompson	2017
	Dominic Niman	2024
	Jaxon Jelkin	2026

SAVES

12	Logan Salow	2017
10	Chris Machamer	2018
7	Johnny Hummel	2024
	Jack Bennett	2026
6	Tyler Guilfoil	2022
	Sean Harney	2021

APPEARANCES

36	Cameron O'Brien	2024
31	Logan Salow	2017
28	Evan Byers	2025
	Jackson Nove	2024
	Daniel Harper	2019
	Cole Daniels	2019
26	Daniel Harper	2022
	Cole Ayers	2019
	Jimmy Ramsey	2018

INNINGS PITCHED

108.2	Sean Hjelle	2017
99.1	Sean Hjelle	2018
92.2	Mason Moore	2024
91.0	Justin Lewis	2017
90.0	Zack Thompson	2019
90.0	Trey Pooser	2024
87.0	Zach Logue	2017

STRIKEOUTS

130	Zack Thompson	2019
102	Sean Hjelle	2017
96	Zack Thompson	2017
92	Justin Lewis	2018
92	Jaxon Jelkin	2026
	Ben Cleaver	2025
91	Sean Hjelle	2018



**2026 Kentucky Baseball
Overall Statistics for KENTUCKY (as of May 10, 2026)
(All games Sorted by Batting avg)**

Record: 30-18 Home: 19-6 Away: 11-12 Conference: 12-15

Player	avg	gp-gs	ab	r	h	2b	3b	hr	rbi	tb	slg%	bb	hp	so	gdp	ob%	sf	sh	sb-att	po	a	e	fld%	
37 Jayce Tharnish	.356	48-48	202	54	72	11	3	4	34	101	.500	17	6	29	0	.419	2	0	27-29	117	2	1	.992	
6 Tyler Bell	.355	33-33	110	37	39	8	0	6	26	65	.591	29	15	25	2	.535	1	0	10-12	32	56	3	.967	
10 Luke Lawrence	.341	48-48	182	41	62	11	0	3	37	82	.451	24	14	34	3	.450	2	6	13-17	66	87	7	.956	
23 Hudson Brown	.336	36-36	122	30	41	11	0	4	30	64	.525	24	12	24	2	.475	4	1	4-6	230	17	2	.992	
9 Ethan Hindle	.288	47-47	163	43	47	16	3	10	45	99	.607	27	15	45	1	.428	3	6	15-15	81	88	5	.971	
11 Scott Campbell Jr.	.261	42-34	119	22	31	9	1	3	26	51	.429	11	13	47	1	.379	2	5	13-14	57	8	3	.956	
29 Owen Jenkins	.246	32-30	118	15	29	4	2	1	13	40	.339	5	5	25	1	.305	0	1	6-6	225	14	5	.980	
25 Ryan Schwartz	.243	36-31	115	23	28	6	0	4	19	46	.400	14	5	26	1	.348	1	2	5-8	74	2	3	.962	
1 Caeden Cloud	.222	27-22	81	14	18	6	0	4	16	36	.444	8	6	30	0	.333	1	0	1-4	14	32	4	.920	
34 Carson Hansen	.217	30-25	83	12	18	1	1	2	16	27	.325	12	4	32	0	.340	1	1	4-7	26	1	1	.964	

4 Alex Duffey	.308	6-4	13	2	4	0	2	0	4	8	.615	2	0	3	0	.400	0	0	3-3	10	0	0	1.000	
13 Tagger Tyson	.268	27-21	71	13	19	3	0	0	9	22	.310	7	7	6	4	.379	2	2	8-9	159	14	6	.966	
24 Braxton Van Cleave	.254	23-17	71	11	18	4	0	5	20	37	.521	6	2	19	0	.329	0	0	3-4	18	1	0	1.000	
2 Tyler Cerny	.181	26-21	72	15	13	4	1	1	11	22	.306	8	11	17	0	.348	1	4	2-4	59	30	4	.957	
3 Will Marcy	.167	25-15	54	8	9	2	0	2	12	17	.315	13	3	10	3	.357	0	0	2-3	52	1	2	.964	
49 Tristan Hunter	.000	1-0	1	0	0	0	0	0	0	0	.000	0	0	1	0	.000	0	0	0-0	0	0	0	.000	
17 Cameron Owens	.000	5-0	0	2	0	0	0	0	0	0	.000	0	0	0	0	.000	0	0	0-0	0	0	0	.000	
Totals	.284	48	1577	342	448	96	13	49	318	717	.455	207	118	373	18	.402	20	28	116-141	1241	400	52	.969	
Opponents	.253	48	1581	270	400	85	3	46	235	629	.398	206	83	433	28	.365	17	16	45-54	1220	405	57	.966	

LOB - Team (389), Opp (395). DPs turned - Team (32), Opp (27). CI - Team (3), T. Tyson 3, Opp (1). IBB - Team (5), H. Brown 2, J. Tharnish 2, T. Bell 1, Opp (4). Picked off - L. Lawrence 4, T. Tyson 1, E. Hindle 1, S. Campbell 1, W. Marcy 1, T. Cerny 1, R. Schwartz 1, T. Bell 1.

(All games Sorted by Earned run avg)

Player	era	w-l	app	gs	cg	sho	sv	ip	h	r	er	bb	so	2b	3b	hr	b/avg	wp	hp	bk	sfa	sha
0 Jaxon Jelkin	3.57	8-2	13	13	2	0/0	0	80.2	68	40	32	17	92	7	0	11	.224	5	6	0	1	2

25 Ryan Schwartz	0.00	0-0	1	0	0	0/0	0	0.1	0	0	0	0	1	0	0	0	.000	0	0	0	0	0
19 Jack Sams	0.71	1-0	7	0	0	0/0	0	12.2	9	1	1	4	15	2	0	0	.196	0	1	1	0	1
47 Will Coleman	3.12	0-0	5	3	0	0/1	0	8.2	5	3	3	8	9	1	0	0	.161	5	5	0	1	0
35 Jackson Soucie	3.52	0-1	20	0	0	0/1	1	15.1	16	9	6	9	13	6	0	0	.271	2	4	1	0	2
48 Ben Cleaver	3.57	2-3	12	12	0	0/1	0	40.1	38	22	16	23	41	6	0	3	.247	1	9	0	2	3
38 Ryan Mullan	4.20	2-0	21	0	0	0/1	0	15.0	11	10	7	10	17	2	0	3	.208	6	3	0	1	0
8 Nile Adcock	4.76	4-1	20	0	0	0/0	2	28.1	27	15	15	14	37	9	0	1	.248	9	4	0	1	1
7 Toby Peterson	5.40	0-1	5	0	0	0/0	0	1.2	1	1	1	3	2	0	0	0	.167	0	1	0	0	0
36 Nate Harris	5.72	4-2	10	10	0	0/0	0	39.1	37	26	25	20	36	10	0	3	.248	2	6	0	2	0
31 Oliver Boone	5.73	2-1	9	1	0	0/0	0	11.0	14	9	7	9	14	5	1	2	.304	1	2	0	0	0
20 Tommy Skelding	5.74	2-0	9	0	0	0/1	0	15.2	17	12	10	11	6	6	0	1	.270	2	4	1	1	0
21 Chase Alderman	6.06	0-0	9	3	0	0/0	0	16.1	21	14	11	7	10	5	0	3	.323	1	5	0	1	0
49 Tristan Hunter	6.06	0-0	15	0	0	0/0	0	16.1	13	11	11	14	26	2	0	1	.210	9	3	0	1	1
5 Jack Bennett	6.43	1-3	17	1	0	0/0	7	28.0	30	20	20	14	26	6	0	4	.278	0	6	0	3	2
12 Connor Mattison	6.63	2-2	13	5	0	0/1	0	36.2	38	27	27	12	37	5	1	8	.270	3	10	0	1	2
22 Burkley Bounds	8.53	2-1	16	0	0	0/0	1	19.0	20	19	18	11	27	6	0	2	.274	3	3	0	0	1
45 Leighton Harris	8.59	0-0	19	0	0	0/0	1	14.2	18	16	14	12	8	2	0	2	.321	3	2	0	1	0
30 Bryson Treichel	9.00	0-0	2	0	0	0/0	0	2.0	4	2	2	1	1	0	0	0	.444	0	2	0	0	0
16 Ira Austin IV	9.82	0-1	20	0	0	0/0	0	11.0	11	12	12	6	14	4	1	2	.256	4	7	0	1	1
17 Cameron Owens	13.50	0-0	1	0	0	0/0	0	0.2	2	1	1	1	1	1	0	0	.500	0	0	0	0	0
Totals	5.20	30-18	48	48	2	2/2	12	413.2	400	270	239	206	433	85	3	46	.253	56	83	3	17	16
Opponents	6.68	18-30	48	48	1	4/3	11	406.2	448	342	302	207	373	96	13	49	.284	43	118	7	20	28

PB - Team (4), T. Tyson 2, O. Jenkins 1, R. Schwartz 1, Opp (6). Pickoffs - Team (4), O. Jenkins 2, L. Harris 1, R. Mullan 1, Opp (10). SBA/ATT - T. Tyson (20-23), O. Jenkins (12-15), R. Schwartz (11-11), N. Adcock (7-8), N. Harris (5-7), J. Jelkin (5-6), C. Alderman (5-6), B. Cleaver (4-6), T. Hunter (5-5), B. Bounds (2-3), J. Bennett (3-3), J. Soucie (1-2), A. Duffey (2-2), I. Austin (2-2), O. Boone (2-2), T. Peterson (1-1), C. Mattison (1-1), J. Sams (1-1), C. Owens (1-1).



**2026 Kentucky Baseball
Conference statistics for KENTUCKY (as of May 10, 2026)
(Conference games only Sorted by Batting avg)**

Record: 12-15 Home: 7-5 Away: 5-10 Conference: 12-15

Player	avg	gp-gs	ab	r	h	2b	3b	hr	rbi	tb	slg%	bb	hp	so	gdp	ob%	sf	sh	sb-att	po	a	e	fld%	
10 Luke Lawrence	.350	27-27	100	18	35	7	0	1	23	45	.450	16	5	18	2	.459	1	4	6-8	46	50	4	.960	
6 Tyler Bell	.341	24-24	85	21	29	7	0	5	18	51	.600	18	7	19	1	.486	1	0	7-8	26	44	2	.972	
37 Jayce Tharnish	.333	27-27	117	28	39	8	1	1	14	52	.444	9	2	20	0	.388	1	0	11-13	77	1	1	.987	
23 Hudson Brown	.286	17-17	56	13	16	4	0	4	14	32	.571	9	6	13	1	.425	2	1	3-5	95	11	0	1.000	
9 Ethan Hindle	.267	26-26	90	16	24	7	1	4	14	45	.500	12	8	30	0	.400	0	4	6-6	52	46	4	.961	
24 Braxton Van Cleave	.263	16-14	57	10	15	3	0	4	16	30	.526	3	2	15	0	.323	0	0	3-4	15	0	0	1.000	
29 Owen Jenkins	.246	17-17	61	8	15	2	1	1	5	22	.361	3	3	13	1	.313	0	1	2-2	121	11	5	.964	
11 Scott Campbell Jr.	.235	22-18	68	10	16	4	0	2	11	26	.382	4	3	27	1	.303	1	2	3-4	31	6	1	.974	
25 Ryan Schwartz	.208	15-12	48	4	10	2	0	2	5	18	.375	4	0	17	0	.269	0	0	0-2	39	2	0	1.000	
34 Carson Hansen	.191	17-15	47	6	9	0	0	1	7	12	.255	9	1	20	0	.328	1	0	3-3	18	1	1	.950	
1 Caeden Cloud	.188	15-13	48	6	9	3	0	3	9	21	.438	5	2	21	0	.291	0	0	1-1	7	13	2	.909	

13 Tagger Tyson	.243	14-11	37	8	9	1	0	0	3	10	.270	3	3	3	4	.341	1	1	2-3	69	3	3	.960	
3 Will Marcy	.175	19-12	40	6	7	1	0	2	9	14	.350	11	3	7	2	.389	0	0	2-3	38	1	1	.975	
2 Tyler Cerny	.079	14-10	38	5	3	0	1	0	3	5	.132	4	3	9	0	.222	0	1	1-2	43	10	1	.981	
17 Cameron Owens	.000	3-0	0	2	0	0	0	0	0	0	.000	0	0	0	0	.000	0	0	0-0	0	0	0	.000	
Totals	.265	27	892	161	236	49	4	30	151	383	.429	110	48	232	12	.372	8	14	50-64	692	221	30	.968	
Opponents	.275	27	906	179	249	56	1	35	157	412	.455	110	43	220	17	.376	10	12	16-20	701	215	33	.965	

LOB - Team (210), Opp (210). DPs turned - Team (18), Opp (13). IBB - Team (2), J. Tharnish 2, Opp (4). Picked off - L. Lawrence 2, E. Hindle 1, T. Bell 1, R. Schwartz 1, W. Marcy 1.

(Conference games only Sorted by Earned run avg)

Player	era	w-l	app	gs	cg	sho	sv	ip	h	r	er	bb	so	2b	3b	hr	b/avg	wp	hp	bks	sfa	sha
0 Jaxon Jelkin	3.94	5-2	9	9	2	0/0	0	59.1	53	33	26	13	66	5	0	9	.232	5	5	0	1	1

25 Ryan Schwartz	0.00	0-0	1	0	0	0/0	0	0.1	0	0	0	0	1	0	0	0	.000	0	0	0	0	0
19 Jack Sams	0.87	1-0	4	0	0	0/0	0	10.1	9	1	1	2	12	2	0	0	.231	0	0	1	0	1
48 Ben Cleaver	4.97	1-3	7	7	0	0/0	0	25.1	25	17	14	13	20	3	0	3	.260	1	5	0	2	3
8 Nile Adcock	5.30	2-0	12	0	0	0/0	2	18.2	16	11	11	10	20	7	0	1	.229	6	4	0	1	1
16 Ira Austin IV	5.40	0-1	14	0	0	0/0	0	6.2	6	4	4	1	8	2	0	1	.240	3	5	0	1	1
35 Jackson Soucie	5.68	0-1	12	0	0	0/0	0	6.1	9	4	4	3	5	2	0	0	.333	1	3	0	0	1
38 Ryan Mullan	5.79	0-0	15	0	0	0/0	0	9.1	9	9	6	8	8	2	0	2	.257	5	1	0	1	0
36 Nate Harris	6.65	2-1	6	6	0	0/0	0	23.0	25	18	17	13	15	8	0	3	.272	2	2	0	1	0
49 Tristan Hunter	6.75	0-0	7	0	0	0/0	0	9.1	8	7	7	8	13	2	0	0	.216	7	0	0	0	1
21 Chase Alderman	6.75	0-0	3	0	0	0/0	0	2.2	4	2	2	0	0	2	0	0	.444	0	2	0	0	0
31 Oliver Boone	7.11	0-1	5	1	0	0/0	0	6.1	11	7	5	6	8	3	1	2	.379	0	1	0	0	0
20 Tommy Skelding	9.00	1-0	2	0	0	0/0	0	4.0	6	4	4	4	2	4	0	1	.333	2	1	0	0	0
30 Bryson Treichel	9.00	0-0	1	0	0	0/0	0	1.0	2	1	1	0	1	0	0	0	.400	0	1	0	0	0
7 Toby Peterson	9.00	0-1	4	0	0	0/0	0	1.0	1	1	1	1	1	0	0	0	.250	0	1	0	0	0
45 Leighton Harris	9.39	0-0	12	0	0	0/0	1	7.2	11	10	8	7	3	1	0	1	.367	3	0	0	0	0
5 Jack Bennett	10.54	0-2	10	1	0	0/0	3	13.2	17	16	16	10	14	5	0	3	.321	0	5	0	3	2
12 Connor Mattison	10.61	0-2	7	3	0	0/0	0	18.2	25	22	22	5	17	3	0	7	.321	2	6	0	0	0
22 Burkley Bounds	14.14	0-1	7	0	0	0/0	0	7.0	12	12	11	6	6	5	0	2	.400	1	1	0	0	1
Totals	6.24	12-15	27	27	2	0/0	6	230.2	249	179	160	110	220	56	1	35	.275	38	43	1	10	12
Opponents	5.66	15-12	27	27	1	3/2	8	233.2	236	161	147	110	232	49	4	30	.265	22	48	2	8	14

PB - Team (2), T. Tyson 1, O. Jenkins 1, Opp (1). Pickoffs - Team (1), O. Jenkins 1, Opp (5). SBA/ATT - T. Tyson (7-7), O. Jenkins (4-6), R. Schwartz (5-5), N. Harris (3-5), N. Adcock (4-4), J. Jelkin (2-3), B. Cleaver (2-3), T. Hunter (2-2), J. Sams (1-1), O. Boone (1-1), I. Austin (1-1).



NCAA Statistics

Kentucky - 2025-26 Baseball Ranking Summary thru games 05/11/2026

Statistic	National Rank	Conference Rank	Value	National Leader	Value	Conference Leader	Value
Base on Balls (304 ranked)	203	15	207	Pittsburgh	337	Texas	303
Batting Average (304 ranked)	103	7	0.284	Georgia Tech	0.360	Georgia	0.328
Double Plays (303 ranked)	169	6	32	New Orleans	60	Vanderbilt	44
Double Plays Per Game (304 ranked)	159	6	0.67	UC Davis	1.14	Vanderbilt	0.83
Doubles (304 ranked)	91	7	96	Texas Tech	140	Mississippi St.	117
Doubles Per Game (304 ranked)	59	3	2.00	Texas Tech	2.75	Mississippi St.	2.25
Earned Run Average (304 ranked)	93	12	5.20	Oregon St. UCLA	3.27 3.27	Auburn	3.48
Fielding Percentage (304 ranked)	168	12	0.970	Tennessee	0.986	Tennessee	0.986
Hit Batters (304 ranked)	65	1	83	Oakland	122	Kentucky Vanderbilt	83 83
Hit by Pitch (304 ranked)	6	1	118	Coastal Carolina	125	Kentucky	118
Hits (304 ranked)	171	11	448	Georgia Tech Texas Tech	624 624	Georgia	584
Hits Allowed Per Nine Innings (304 ranked)	64	15	8.70	Southern California	6.83	Texas	7.51
Home Runs (304 ranked)	141	15	49	Georgia	140	Georgia	140
Home Runs Per Game (304 ranked)	135	15	1.02	Georgia	2.69	Georgia	2.69
On Base Percentage (304 ranked)	60	5	0.402	Georgia Tech	0.470	Georgia	0.445
Runs (304 ranked)	108	12	342	Georgia Tech	531	Georgia	502
Sacrifice Bunts (304 ranked)	61	1	28	Coastal Carolina	64	Kentucky	28
Sacrifice Flies (301 ranked)	164	11	20	Bethune-Cookman Wagner	39 39	Florida	31
Scoring (304 ranked)	101	9	7.1	Georgia Tech	10.6	Georgia	9.7
Shutouts (145 ranked)	145	15	1	Southern California	9	Florida	7
Slugging Percentage (304 ranked)	102	13	0.455	Georgia Tech	0.630	Georgia	0.628
Stolen Bases (304 ranked)	27	1	115	Northeastern	191	Kentucky	115
Stolen Bases Per Game (304 ranked)	23	1	2.40	Northeastern	3.90	Kentucky	2.40
Strikeout-to-Walk Ratio (304 ranked)	86	13	2.10	Auburn	3.95	Auburn	3.95
Strikeouts Per Nine Innings (304 ranked)	52	13	9.4	Wake Forest	12.5	LSU	12.1
Triple Plays (1 ranked)				11 teams tied	1		
Triples (302 ranked)	50	2	13	New Mexico St. Washington St.	22 22	Oklahoma	14
Triples Per Game (304 ranked)	53	2	0.27	Wright St.	0.45	Oklahoma	0.29
WHIP (304 ranked)	79	14	1.46	Oregon St.	1.16	Auburn	1.17
WL Pct (304 ranked)	56	12	0.625	UCLA	0.902	Georgia	0.788
Walks Allowed Per Nine Innings (304 ranked)	133	10	4.48	Auburn	2.70	Auburn	2.70