
KENTUCKY
WOMEN'S BASKETBALL
NOV. 2 MOREHEAD STATE LEXINGTON, KY
NOV. 5 NORTHERN KENTUCKY LEXINGTON, KY
NOV. 8 NC STATE CHARLOTTE, NC
NOV. 11 EVANSVILLE LEXINGTON, KY
NOV. 15 EASTERN MICHIGAN LEXINGTON, KY
NOV. 20 MARSHALL LEXINGTON, KY
NOV. 27 MAINE DAYTONA BEACH, FL
NOV. 28 SOUTH DAKOTA STATE DAYTONA BEACH, FL
DEC. 3 CLEMSON LEXINGTON, KY
DEC. 6 BELLARMINE LEXINGTON, KY
DEC. 9 LOUISVILLE LEXINGTON, KY
DEC. 13 LE MOYNE SYRACUSE, NY
DEC. 20 VIRGINIA NASHVILLE, TN
DEC. 28 KENT STATE LEXINGTON, KY
DEC. 31 FLORIDA GAINESVILLE, FL
JAN. 3 AUBURN LEXINGTON, KY
JAN. 7 MISSOURI COLUMBIA, MO
JAN. 10 TEXAS LEXINGTON, KY
JAN. 14 ARKANSAS LEXINGTON, KY
JAN. 21 TENNESSEE LEXINGTON, KY
JAN. 24 OKLAHOMA NORMAN, OK
JAN. 28 ALABAMA LEXINGTON, KY
JAN. 31 SOUTH CAROLINA COLUMBIA, SC
FEB. 4 LSU LEXINGTON, KY
FEB. 7 GEORGIA ATHENS, GA
FEB. 11 OLE MISS OXFORD, MS
FEB. 15 VANDERBILT LEXINGTON, KY
FEB. 21 TENNESSEE KNOXVILLE, TN
FEB. 25 TEXAS A&M BRYAN-COLLEGE STATION, TX
FEB. 28 MISSISSIPPI STATE LEXINGTON, KY
@KENTUCKYWBB
@KENTUCKYWBB
@KENTUCKYWBB

TABLE OF CONTENTS

THE PREVIEW

Quick Facts . . . 2
Roster . . . 3
Players & Coaches Headshot Chart . . . 4
Coaches & Support Staff Headshot Chart . . . 5
Team Photo . . . 6
Schedule . . . 7

THE REVIEW

2025-26 Game-by-Game Results . . . 9
2025-26 Game-by-Game Stats . . . 10
2025-26 Game-by-Game Opponent Stats . . . 11
2025-26 Final Stats . . . 12
2025-26 Superlatives . . . 13
2025-26 Game-by-Game Reviews . . . 14-22

THE HISTORY

History & Traditions . . . 24
All-Time Letterwinners . . . 25-26
All-Time Letterwinners by Number . . . 27-28
All-Time Letterwinners by State . . . 29-30
All-Time Letterwinners by Country . . . 31
All-Time Letterwinners by Previous School . . . 32
Miss Kentucky Basketball . . . 33
All-Time Head Coaches . . . 34-35
All-Time Assistant Coaches . . . 36-37
All-Time Teams . . . 38-44
Kentucky Women's Basketball Timeline . . . 45-67

KENTUCKY IN THE PROS

WNBA Draft Picks . . . 69
Wildcats in the Professional / International Ranks . . . 70
Wildcats Reppin' the United States . . . 71

THE RESULTS

Year-by-Year Agate . . . 73
Year-by-Year Stats . . . 74-77
All-Time Results . . . 78-88
All-Time Series Results . . . 89-95
Kentucky in Overtime . . . 96
100-Point Games . . . 96
Records by Month . . . 96
Kentucky in the National Rankings (AP) . . . 97
- UK All-time vs. AP-Ranked Opponents . . . 97

Kentucky in the National Rankings (Coaches) . . . 98
Ranked Contests by Rank . . . 99-103
- UK Upsets Against Higher Ranked Teams . . . 99
- UK vs. All Opponents When Opponents Are Ranked . . . 99
- UK vs. All Opponents When UK is Ranked . . . 101

Ranked Contests by Year . . . 104-106
- Overtime Games vs. Ranked Opponents . . . 106

Regular Season Tournaments . . . 107-109
Historic Memorial Coliseum Records . . . 110-111
Rupp Arena Record . . . 112-113

THE POSTSEASON

Wildcats in the SEC . . . 115
Wildcats in the SEC Tournament . . . 116-117
Wildcats in the NCAA Tournament . . . 118-119
NCAA Tournament Game-by-Game Stats . . . 120-121
All-Time NCAA Tournament Teams . . . 122-128
All-Time WNIT Teams . . . 129-130

SCHOOL RECORDS & TOP PERFORMANCES

Top-10 Team Season Records . . . 132
Top-10 Team Single-Game Records . . . 133
Top-10 Kentucky Career Records . . . 134-135
Top-10 Individual Single-Season Records . . . 136
Top-10 Individual Single-Game Records . . . 137
Top-10 Freshman Season Records . . . 138
1,000-Point Club . . . 139-144
Scoring . . . 145-146
Field Goals . . . 147-148
Three-Point Field Goals . . . 149-150
Free Throws . . . 151-152
Rebounds . . . 153-154
Assists . . . 155-156
Steals . . . 157-158
Blocks . . . 159-160
Double-Doubles . . . 161-169
Streaks . . . 170-171

AWARDS & HONORS

Awards & Honors . . . 173-176
Valerie Still's Retired Jersey . . . 177

To obtain additional copies of the 2026-27 Kentucky Women's Basketball Fact Book, contact the UK Athletics Communications and Public Relations office at (859) 257-3838.



THE PREVIEW

QUICK FACTS

GENERAL INFORMATION

Location . . . . . Lexington, Ky.
Enrollment 39,541
Founded 1865
Colors . . . . . Blue (PMS 286) & White
Nickname . . . . . Wildcats
Conference . . . . . Southeastern
Primary Arena . . . . . Historic Memorial Coliseum (6,250)
Secondary Arena . . . . . Rupp Arena at Central Bank Center (20,500)
Joe Craft Center Ticket Office . . . . . (859) 928-CATS
Website . . . . . UKathletics.com
X/Instagram . . . . . @KentuckyWBB
Facebook . . . . . facebook.com/KentuckyWBB

ADMINISTRATION

President . . . . . Dr. Eli Capilouto (Alabama, 1971)
Faculty Rep. . Joseph L. Fink III (Philadelphia College of Pharmacy & Science, 1970)
Athletics Director . . . . . J Batt (North Carolina, 2001)
Senior Woman Admin. .Rachel Baker (Berea College, 1999; OSU, 2001)
Athletics Phone Number . . . . . (859) 257-8000

COMMUNICATIONS AND PUBLIC RELATIONS

Basketball Contact . . . . . Cami Moore Williams (Kentucky, 2018)
E-mail . . . . . camiranmoore@uky.edu
Office Phone . . . . . (859) 257-3747
Cell Phone . . . . . (859) 396-0368
Office Fax . . . . . (859) 323-4310
Office Address . . . Joe Craft Center, 338 Lexington Avenue, Lexington, KY 40506-0604
Office Phone: . . . . . (859) 257-3838

KENTUCKY WOMEN'S BASKETBALL STAFF

Head Coach . . . . . Kenny Brooks (3rd Season at UK)
Overall Record . . . . . .565-223 (.717) (24 Seasons)
at Kentucky . . . . . 48-19 (.716) (Two Seasons)
Alma Mater . . . . . James Madison, 1992
Associate Head Coach . . . . . Lindsey Hicks (3rd Season at UK)
Alma Mater . . . . . Purdue, 2004
Assistant Coach & Recruiting Coord. . . . . Radvile Autukaite (3rd Season at UK)
Alma Mater . . .Reinhardt, 2015; Webber, 2017; Virginia Tech, 2020
Assistant Coach . . . . . Josh Petersen (3rd Season at UK)
Alma Mater . . . . . Florida State, 2012, 2014
Dir. of Recruiting Ops. & Asst. Coach . Ciara Gregory (3rd Season at UK)
Alma Mater . . . . . Charlotte, 2017, 2021
Dir. of Player Dev. & Asst. Coach . . . . . Will Sims (3rd Season at UK)
. . . . . Indiana, 2019
Director of Scouting & Program Analytics. . Kendall Dillard (Virginia Tech, 2020)
Dir. of S&C & Ath. Perf. . . . . Kevin Konopasek (Indiana, 2015; Purdue, 2013)
Special Asst. & Chief of Staff. . . Tim Clark (James Madison, 2011, 2009)
Operations Coordinator . . . . . Ally McKeown (Northwestern, 2024)
Graduate Assistant . . . . . Bryce Willis (Kentucky, 2026)
Graduate Assistant . . . . . Jaelynn Penn (Indiana, 2021; UCLA, 2023)
Director of Creative Content . . . . . Jake Spencer (Kentucky, 2021)
Athletic Trainer Senior Associate . . . Taylor Pitts (Aquinas College 2018)
Staff Support Associate . . . . . Victoria Meredith (Kentucky, 2021)
Academic Counselor . . . . . Josh Ray (EKU, 2012; EKU 2014)
Dir. of Olympic Performance Nutrition . Xaymara Gonzalez Adams (Johnson & Wales, 2017;
. . . . . Lipscomb 2019)
Assoc. Ath. Dir./Comm. & Belonging/Sport Admin. . . Tiffany Massey (UK, 2001; UofL, 2009)
Senior Woman Administration . Rachel Baker (Berea, 1999; OSU, 2001)
Associate Director of Athletics Marketing . . . . . Emma Anderson (UK, 2020; Ole Miss, 2022)
Assoc. Director of Athletics Communications & Public Relations . . . . . Cami Moore Williams
. . . . . (UK, 2018)

RADIO NETWORK

Radio Network . . . . . UK Sports Network
Owner . . . . . JMI
Play-by-Play Announcer . . . . . Darren Headrick (10th Season)

VIDEO & PRESS CONFERENCES

UK Sports Video . . . . . UKsportsvideo@uky.edu
Press Conferences . . . . vimeo.com/showcase/ukathleticsmediarequest

HISTORY

Seasons . . . . . 53rd Season in 2026-27
All-Time Record . . . . . .954-627 (.603)
All-Time Home Record . . . . . .555-205 (.730)
Historic Memorial Coliseum . . . . . .515-178 (.743)
Rupp Arena . . . . . .36-28 (.594)
Clive M. Beck Center 4-0 (1.000)
Davis-Reid Alumni Gym . . . . . 0-1 (.000)
All-Time SEC Record (regular-season games only) . . . . . .268-316 (.459)
All-Time SEC Tournament Record . . . . . .46-46 (.500)
SEC Regular Season Championships . . . . . Two (1982, 2012)
SEC Tournament Championships . . . . . Two (1982, 2022)
NCAA Tournament Appearances . . . . . .19 (last in 2026)
NCAA Tournament Record . . . . . .25-19 (.568)

If you do the math, you will notice UK's losses in Memorial Coliseum, Rupp Arena, Clive M. Beck Center (Transylvania) and the Davis-Reid Alumni Gym (Georgetown College) are two more than UK's all-time home record. That reason is UK's NCAA Tournament Sweet 16 game vs. Washington at Rupp Arena on March 25, 2016, and its NCAA Tournament game vs. Indiana on March 18, 1983, at Memorial Coliseum cannot count towards UK's home record because they were considered neutral-site tournament games.

2025-26 REVIEW

Record 25-11
Home 12-3
Away 9-5
Neutral 4-3
Ranked Games (AP) 6-8
SEC (Finish) 8-8 (T6)
SEC Tournament (Record) . . . . . SEC Quarterfinals (2-1)
Last SEC Tournament Game . . . . . L, vs. No. 3 South Carolina (87-64)
NCAA Tournament (Record) . . . . . NCAA Sweet 16 (2-1)
Last NCAA Tournament Game . . . . . L, vs. No. 3 Texas (76-54)

2026-27 PREVIEW

Players Returning/Lost: 4/8
Starters Returning/Lost: 2/3
Incoming Transfers/Incoming Freshmen: 4/4

Players Returning (4)

No.	Player	G-S	POS	HT	CL	PPG	RPG	APG
13	Clara Strack*	36-36	C	6-5	Jr.	16.9	10.1	1.8
8	Asia Boone*	36-19	G	5-8	Jr.	10.1	2.7	2.3
11	Gabby Brooks	8-0	G	5-10	Jr.	0.8	0.1	0.6
12	Dominika Paurová			(DNP - Lower Leg Injury)				

Players Lost (8)

No.	Player	G-S	POS	HT	CL	PPG	RPG	APG
5	Tonie Morgan	36-36	G	5-9	Sr.	13.8	3.1	7.9
7	Teonni Key	28-28	F	6-5	Gr.	11.4	7.5	1.2
32	Amelia Hassett	36-36	F	6-4	Sr.	10.5	5.3	1.6
0	Jordan Obi	36-25	G	6-1	Gr.	9.0	6.0	1.1
20	Kaelyn Carroll	34-0	F	6-3	Fr.	3.4	2.2	0.4
4	Lexi Blue	28-0	G	6-2	So.	2.1	1.0	0.4
33	Josie Gilvin	24-0	G	6-0	Sr.	1.2	0.7	0.5

*Starters**

Newcomers (8)

No.	Player	POS	CL	HT	Hometown
2	Me'Arah O'Neal	F	Jr.	6-5	Houston, Texas
3	Emily McDonald	G	Fr.	6-0	Buffalo, N.Y.
4	Jemma Amoore	G	Jr.	5-4	Ballarat, Victoria, Australia
7	Ajša Sivka	G	TBA	6-5	Slovenske Konjice, Slovenia
20	Diana Collins	G	Sr.	5-10	Lilburn, Ga.
21	Savvy Swords	F	Fr.	6-2	Sudbury, Ontario, Canada
30	Maddyn Greenway	G	Fr.	5-8	Wayzata, Minn.
34	Ayanna Patterson	F	R-Jr.	6-2	Fort Wayne, Ind.

ROSTER

NUMERICAL

No.	Name	Hometown / HS / Previous School	Pos.	Ht.	Yr.
2	Me'Arah O'Neal	Houston, Texas / Episcopal HS / Florida	F	6-5	Jr.
3	Emily McDonald	Buffalo, N.Y. / Long Island Lutheran	G	6-0	Fr.
4	Jemma Amoore	Ballarat, Victoria, Australia / Loreto College Ballarat / Sac State / IU-Indy	G	5-4	Jr.
7	Ajša Sivka	Slovenske Konjice, Slovenia	G	6-5	TBA
8	Asia Boone	San Diego, Calif. / IMG Academy / Liberty	G	5-8	Sr.
11	Gabby Brooks	Harrisonburg, Va. / Blacksburg HS / Virginia Tech	G	5-10	Sr.
12	Dominika Paurová	Mladá Boleslav, Czech Republic / DME Academy / Oregon State	G	6-1	R-So.
13	Clara Strack	Buffalo, N.Y. / Hamburg HS / Virginia Tech	C	6-5	Sr.
20	Diana Collins	Lilburn, Ga. / Brookwood HS / Ohio State / Alabama	G	5-10	Sr.
21	Savvy Swords	Sudbury, Ontario, Canada / Long Island Lutheran	F	6-2	Fr.
30	Maddyn Greenway	Wayzata, Minn. / Providence Academy	G	5-8	Fr.
34	Ayanna Patterson	Fort Wayne, Ind. / Homestead HS / UConn	F	6-2	R-Jr.

ALPHABETICAL

No.	Name	Hometown / HS / Previous School	Pos.	Ht.	Yr.
4	Jemma Amoore	Ballarat, Victoria, Australia / Loreto College Ballarat / Sac State / IU-Indy	G	5-4	Jr.
8	Asia Boone	San Diego, Calif. / IMG Academy / Liberty	G	5-8	Sr.
11	Gabby Brooks	Harrisonburg, Va. / Blacksburg HS / Virginia Tech	G	5-10	Sr.
20	Diana Collins	Lilburn, Ga. / Brookwood HS / Ohio State / Alabama	G	5-10	Sr.
30	Maddyn Greenway	Wayzata, Minn. / Providence Academy	G	5-8	Fr.
3	Emily McDonald	Buffalo, N.Y. / Long Island Lutheran	G	6-0	Fr.
2	Me'Arah O'Neal	Houston, Texas / Episcopal HS / Florida	F	6-5	Jr.
34	Ayanna Patterson	Fort Wayne, Ind. / Homestead HS / UConn	F	6-2	R-Jr.
12	Dominika Paurová	Mladá Boleslav, Czech Republic / DME Academy / Oregon State	G	6-1	R-So.
7	Ajša Sivka	Slovenske Konjice, Slovenia	G	6-5	TBA
13	Clara Strack	Buffalo, N.Y. / Hamburg HS / Virginia Tech	C	6-5	Sr.
21	Savvy Swords	Sudbury, Ontario, Canada / Long Island Lutheran	F	6-2	Fr.

COACHES & SUPPORT STAFF

Kenny Brooks ..... Head Coach
Lindsey Hicks ..... Associate Head Coach
Radvile Autukaite ..... Assistant Coach & Recruiting Coordinator
Josh Petersen ..... Assistant Coach
Ciara Gregory ..... Director of Recruiting Operations & Assistant Coach
Will Sims ..... Director of Player Development & Assistant Coach
Kendall Dillard ..... Director of Scouting & Program Analytics
Kevin Konopasek ..... Director of Strength & Conditioning and Athletic Performance for Women's Basketball
Tim Clark ..... Special Assistant and Chief of Staff
Taylor Pitts ..... Athletic Trainer Senior Associate
Ally McKeown ..... Operations Coordinator
Bryce Willis ..... Graduate Assistant
Jaelynn Penn ..... Graduate Assistant
Jake Spencer ..... Director of Creative Content
Victoria Meredith ..... Staff Support Associate
Josh Ray ..... Academic Counselor
Xaymara Gonzalez Adams ..... Dietitian
Dr. Scott D. Mair ..... UK Healthcare Team Physician
Dr. Kimberly Kaiser ..... Primary Care Team Physician
Dr. Kyle Smoot ..... Associate Head Team Physician
Tiffany Smith Massey ..... Women's Basketball Administrator
Rachel Baker ..... Senior Woman Administrator
Emma Anderson ..... Associate Director of Athletics Marketing
Cami Moore Williams ..... Associate Director of Athletics Communications & Public Relations
Lucy Behr ..... Athletics Communications and Public Relations Assistant

PRONUNCIATIONS

Jemma Amoore ..... A-moore
Radvile Autukaite ..... Rad-ville-ay Oh-to-kay-ta
Diana Collins ..... Die-anna
Me'Arah O'Neal ..... Me-are-uh
Ayanna Patterson ..... Aye-on-uh
Dominika Paurová ..... Daw-mi-ni-kah Par-oh-va
Ajša Sivka ..... Eye-shah See-oh-ka *(say last name fast - it is not drawn out)*
Savvy Swords ..... *(like fighting swords - don't overpronounce the "w")*

BY CLASS

Freshmen (3)
Maddyn Greenway
Emily McDonald
Savvy Swords

Sophomores (1)
Dominika Paurová (R)

Juniors (3)
Jemma Amoore
Me'Arah O'Neal
Ayanna Patterson (R)

Seniors (4)
Asia Boone
Gabby Brooks
Diana Collins
Clara Strack

TBA (1)
Ajša Sivka

BY HEIGHT

5-4 ..... Jemma Amoore
5-8 ..... Asia Boone
..... Maddyn Greenway
5-10 ..... Gabby Brooks
..... Diana Collins
6-0 ..... Emily McDonald
6-1 ..... Dominika Paurová
6-2 ..... Ayanna Patterson
..... Savvy Swords
6-5 ..... Me'Arah O'Neal
..... Ajša Sivka
..... Clara Strack

PLAYERS & COACHES HEADSHOT CHART



ME'ARAH O'NEAL **2**

F - 6-5 - Jr.
Houston, Texas
(Episcopal High School / Florida)



EMILY McDONALD **3**

G - 6-0 - Fr.
Buffalo, N.Y.
(Long Island Lutheran)



JEMMA AMOORE **4**

G - 5-4 - Jr.
Ballarat, Victoria, Australia
(Loreto College Ballarat / IU-Indianapolis)



AJŠA SIVKA **7**

G - 6-5 - TBA
Slovenske Konjice, Slovenia



ASIA BOONE **8**

G - 5-8 - Sr.
San Diego, Calif.
(IMG Academy / Liberty



GABBY BROOKS **11**

G - 5-10 - Sr.
Harrisonburg, Va.
(Blacksburg High School / Virginia Tech)



DOMINIKA PAUROVÁ **12**

G - 6-1 - R-So.
Mladá Boleslav, Czech Republic
(DME Academy / Oregon State)



CLARA STRACK **13**

C - 6-5 - Sr.
Buffalo, N.Y.
(Hamburg High School / Virginia Tech)



DIANA COLLINS **20**

G - 5-10 - Sr.
Lilburn, Ga.
(Brookwood High School / Alabama)



SAVVY SWORDS **21**

F - 6-2 - Fr.
Sudbury, Ontario, Canada
(Long Island Lutheran)



MADDYN GREENWAY **30**

G - 5-8 - Fr.
Wayzata, Minn.
(Providence Academy)



AYANNA PATTERSON **34**

F - 6-2 - R-Jr.
Fort Wayne, Ind.
(Homestead High School / UConn)



KENNY BROOKS

Head Coach
Third Season at Kentucky



LINDSEY HICKS

Associate Head Coach
Third Season at Kentucky



RADVILE AUTUKAITE

Assistant Coach & Recruiting Coordinator
Third Season at Kentucky



JOSH PETERSEN

Assistant Coach
Third Season at Kentucky



CIARA GREGORY

Director of Recruiting Operations & Assistant Coach
Third Season at Kentucky



WILL SIMS

Director of Player Development & Assistant Coach
Third Season at Kentucky



KENDALL DILLARD

Director of Scouting & Program Analytics
Third Season at Kentucky



KEVIN KONOPASEK

Director of Strength & Conditioning and Athletic Performance
Third Season at Kentucky

COACHES & SUPPORT STAFF HEADSHOT CHART



KENNY BROOKS

Head Coach
Third Season at Kentucky



LINDSEY HICKS

Associate Head Coach
Third Season at Kentucky



RADVILE AUTUKAITE

Assistant Coach &
Recruiting Coordinator
Third Season at Kentucky



JOSH PETERSEN

Assistant Coach
Third Season at Kentucky



CIARA GREGORY

Director of Recruiting
Operations &
Assistant Coach
Third Season at Kentucky



WILL SIMS

Director of Player
Development &
Assistant Coach
Third Season at Kentucky



KENDALL DILLARD

Director of Scouting &
Program Analytics
Third Season at Kentucky



KEVIN KONOPASEK

Director of Strength &
Conditioning and Athletic
Performance
Third Season at Kentucky



TIM CLARK

Special Assistant and
Chief of Staff
Third Season at Kentucky



TAYLOR PITSS

Athletic Trainer Senior
Associate
First Season at Kentucky



ALLY MCKEOWN

Operations Coordinator
First Season at Kentucky



BRYCE WILLIS

Graduate Assistant
Fifth Season



JAELYNN PENN

Graduate Assistant
First Season at Kentucky



JAKE SPENCER

Director of Creative
Content
Second Season at Kentucky



VICTORIA MEREDITH

Staff Support Associate
First Season at Kentucky



JOSH RAY

Academic Counselor
13th Season at Kentucky



XAYMARA GONZALEZ
ADAMS

Director of Olympic
Performance Nutrition
Fourth Season at Kentucky



TIFFANY SMITH
MASSEY

Women's Basketball
Administrator
18th Season at Kentucky



EMMA ANDERSON

Associate Director of
Marketing
Fifth Season at Kentucky



CAMI MOORE
WILLIAMS

Associate Director of
Communication &
Public Relation
Eighth Season at Kentucky

TEAM PHOTO



Front Row (L-R): Jemma Amoore, Diana Collins, Asia Boone, Kenny Brooks, Gabby Brooks, Maddyn Greenway, Emily McDonald;
Back Row (L-R): Dominika Paurová, Me'Arah O'Neal, Clara Strack, Ajša Sivka, Ayanna Patterson, Savvy Swords



Left Side Coaches / Staff (L-R): Victoria Meredith, Josh Petersen, Taylor Pitts, Tiffany Massey, Radvile Autukaite, Tim Clark, Lindsey Hicks;
Right Side Coachest Staff (L-R): Kendall Dillard, Ciara Gregory, Jake Spencer, Will Sims, Bryce Willis, Kevin Konopasek, Jaelynn Penn, Ally McKeown

SCHEDULE

DATE	TIME (ET)	OPPONENT	SITE	TV
Mon., Nov. 2	**6:30 p.m.**	**MOREHEAD STATE**	**Historic Memorial Coliseum**	**SECN+**
Thur., Nov. 5	**6:30 p.m.**	**NORTHERN KENTUCKY**	**Historic Memorial Coliseum**	**SECN+**
Sun., Nov. 8	3 p.m.	vs. NC State !	Spectrum Center / Charlotte, N.C.	ESPN2
Wed., Nov 11	**6:30 p.m.**	**EVANSVILLE**	**Historic Memorial Coliseum**	**SECN+**
Sun., Nov. 15	**Noon**	**EASTERN MICHIGAN**	**Historic Memorial Coliseum**	**SECN**
Fri., Nov. 20	**6 p.m.**	**MARSHALL**	**Historic Memorial Coliseum**	**SECN+**
Fri., Nov. 27	4:45 p.m.	vs. Maine ^	Ocean Center / Daytona Beach, Fla.	TBA
Sat. Nov. 28	3:30 p.m.	vs. South Dakota State ^	Ocean Center / Daytona Beach, Fla.	TBA
Thurs., Dec. 3	**7 p.m.**	**CLEMSON #**	**Rupp Arena at Central Bank Center**	**ESPN2**
Sun., Dec. 6	**2 p.m.**	**BELLARMINE**	**Historic Memorial Coliseum**	**SECN+**
Wed., Dec. 9	**9 p.m.**	**LOUISVILLE**	**Rupp Arena at Central Bank Center**	**ESPN**
Sun., Dec. 13	Noon	Le Moyne	Donald J. Savage '51 Basketball Arena / Syracuse, N.Y.	TBA
Sun., Dec. 20	3:30 p.m.	vs. Virginia %	Bridgestone Arena / Nashville, Tenn.	ESPN2
Mon., Dec. 28	**3 p.m.**	**KENT STATE**	**Historic Memorial Coliseum**	**SECN+**
Thurs., Dec. 31	3 p.m.	Florida *	Stephen C. O'Connell Center / Gainesville, Fla.	SECN+
Sun., Jan. 3	**Noon**	**AUBURN ***	**Historic Memorial Coliseum**	**SECN**
Thurs., Jan 7	7:30 p.m.	Missouri *	Mizzou Arena / Columbia, Mo.	SECN+
Sun., Jan. 10	**2 p.m.**	**TEXAS ***	**Historic Memorial Coliseum**	**ABC**
Thurs., Jan. 14	**7:30 p.m.**	**ARKANSAS ***	**Historic Memorial Coliseum**	**SECN**
Thurs., Jan. 21	**8 p.m.**	**TENNESSEE ***	**Historic Memorial Coliseum**	**ESPNU**
Sun., Jan. 24	2 p.m.	Oklahoma *	Lloyd Noble Center / Norman, Okla.	ESPN / ESPN2 / ESPNU
Thurs., Jan. 28	**8:30 p.m.**	**ALABAMA ***	**Historic Memorial Coliseum**	**SECN**
Sun., Jan. 31	3 p.m.	South Carolina *	Colonial Life Arena / Columbia, S.C.	ESPN
Thurs., Feb. 4	**8 p.m.**	**LSU ***	**Historic Memorial Coliseum**	**ESPN2**
Sun., Feb. 7	Noon	Georgia *	Stegeman Coliseum / Athens, Ga.	SECN
Thurs, Feb. 11	7 p.m.	Ole Miss *	The Sandy and John Black Pavilion / Oxford, Miss.	SECN+
Mon., Feb. 15	**6 p.m.**	**VANDERBILT ***	**Historic Memorial Coliseum**	**ESPN2**
Sun., Feb. 21	1 p.m.	Tennessee *	Thompson-Boling Arena at Food City Center / Knoxville, Tenn.	SECN
Thurs., Feb 25	8 p.m.	Texas A&M *	Reed Arena / Bryan-College Station, Texas	SECN+
Sun., Feb. 28	**2 p.m.**	**MISSISSIPPI STATE ***	**Historic Memorial Coliseum**	**SECN**
March 3-7	TBD	SEC Tournament	Bon Secours Wellness Arena / Greenville, S.C.	--
March 19-22	TBD	NCAA First & Second Rounds	TBA / TBA	--
March 26-29	TBD	NCAA Sweet Sixteen & Elite Eight	Xfinity Mobile Arena / Philadelphia, Penn. & T-Mobile Arena / Las Vegas, Nev.	--
April 2 & 4	TBD	NCAA Final Four	Nationwide Arena / Columbus, Ohio	--

BOLD / ALL CAPS – home game; ! – Ally Tipoff; ^ – Daytona Beach Classic; # – SEC / ACC Challenge; % – Sprouts Farmers Market espnW Invitational; * – SEC game



THE REVIEW

GAME-BY-GAME RESULTS

RECORD	OVERALL	HOME	AWAY	NEUTRAL
ALL	25-11	12-3	9-5	4-3
SEC	8-8	5-3	3-5	0-0
NONCONFERENCE	17-3	7-0	6-0	4-3

DATE	OPPONENT	W/L	SCORE	ATTND	HIGH POINTS	HIGH REBOUNDS
11/03/2025	Morehead St.	W	75-59	4024	(16) MORGAN, Tonie	(15) OBI, Jordan
						(15) STRACK, Clara
11/06/2025	Monmouth	W	104-46	4096	(18) BLUE, Lexi	(8) OBI, Jordan
11/09/2025	at Buffalo	W	81-47	1715	(27) STRACK, Clara	(12) KEY, Teonni
						(12) STRACK, Clara
11/12/2025	USC Upstate	W	90-30	4060	(20) HASSETT, Amelia	(16) STRACK, Clara
11/15/2025	at Marshall	W	76-44	3040	(17) OBI, Jordan	(14) HASSETT, Amelia
11/18/2025	Purdue	W	76-35	4625	(17) OBI, Jordan	(13) STRACK, Clara
					(17) STRACK, Clara	
11/22/2025	at #21/19 Louisville	W	72-62	10442	(19) MORGAN, Tonie	(10) STRACK, Clara
11/26/2025	vs #7/6 Maryland	L	66-74	250	(22) MORGAN, Tonie	(9) STRACK, Clara
11/28/2025	vs Morgan St.	W	101-39	250	(21) BOONE, Asia	(7) HASSETT, Amelia
12/03/2025	at Miami (FL)	W	64-48	859	(20) MORGAN, Tonie	(9) STRACK, Clara
12/07/2025	Central Mich.	W	82-55	4290	(17) KEY, Teonni	(11) KEY, Teonni
12/14/2025	at Belmont	W	77-69	1115	(19) HASSETT, Amelia	(10) OBI, Jordan
						(10) HASSETT, Amelia
12/19/2025	Wright St.	W	96-53	4188	(26) STRACK, Clara	(13) OBI, Jordan
12/28/2025	Hofstra	W	80-42	4609	(24) STRACK, Clara	(11) STRACK, Clara
01/01/2026	at #5/5 LSU	W	80-78	11485	(24) MORGAN, Tonie	(16) KEY, Teonni
01/04/2026	Missouri	W	74-52	4534	(19) STRACK, Clara	(10) STRACK, Clara
01/08/2026	at RV/#24 Alabama	L	51-64	2911	(14) MORGAN, Tonie	(13) STRACK, Clara
01/11/2026	#5/5 Oklahoma	W	63-57	5714	(22) MORGAN, Tonie	(12) STRACK, Clara
01/15/2026	Florida	W	94-89	3368	(26) MORGAN, Tonie	(8) HASSETT, Amelia
01/18/2026	at Mississippi St.	L	59-71	4612	(15) MORGAN, Tonie	(15) STRACK, Clara
01/22/2026	at #17/17 Tennessee	L	58-60	12551	(16) HASSETT, Amelia	(15) STRACK, Clara
01/24/2026	Georgia	L	67-72	4195	(15) BOONE, Asia	(9) OBI, Jordan
					(15) HASSETT, Amelia	
02/01/2026	at Arkansas	W	93-73	3074	(33) STRACK, Clara	(15) STRACK, Clara
02/05/2026	#7/8 Vanderbilt	L	83-84	5187	(27) KEY, Teonni	(15) STRACK, Clara
02/09/2026	at #4/4 Texas	L	53-64	9572	(16) BOONE, Asia	(7) STRACK, Clara
02/12/2026	Texas A&M	W	75-55	4315	(19) MORGAN, Tonie	(13) STRACK, Clara
					(19) BOONE, Asia	
02/15/2026	#14/16 Ole Miss	W	74-57	5285	(28) STRACK, Clara	(9) STRACK, Clara
02/22/2026	at #5/6 Vanderbilt	L	79-81	6277	(17) STRACK, Clara	(8) KEY, Teonni
						(8) HASSETT, Amelia
02/26/2026	at Auburn	W	63-56	3341	(15) HASSETT, Amelia	(9) KEY, Teonni
03/01/2026	#3/3 South Carolina	L	56-60	6250	(24) STRACK, Clara	(9) STRACK, Clara
03/04/2026	vs Arkansas	W	94-64	10322	(20) STRACK, Clara	(13) STRACK, Clara
03/05/2026	vs #22/22 Georgia	W	76-61	6928	(33) STRACK, Clara	(12) KEY, Teonni
03/06/2026	vs #3/3 S S. Carolina	L	64-87	11154	(15) HASSETT, Amelia	(8) KEY, Teonni
03/21/2026	vs James Madison	W	71-56	13504	(18) MORGAN, Tonie	(14) STRACK, Clara
03/23/2026	at #11/13 West Virg.	W	74-73	12830	(19) KEY, Teonni	(15) STRACK, Clara
03/28/2026	vs #3/3 Texas	L	54-76	11197	(16) STRACK, Clara	(9) KEY, Teonni

GAME-BY-GAME STATS

2025-26 Kentucky Women's Basketball
Team Game-by-Game
All games

as of Jun 29, 2026

				Total		3-Pointers		Free throws		Rebounds										
Opponent	Date	Score		FG-FGA	PCT	3FG-3FGA	PCT	FT-FTA	PCT	OFF	DEF	TOT	AVG	PF	A	TO	BLK	STL	PTS	AVG
Morehead St.	11/03/2025	75-59	W	28-75	.373	4-24	.167	15-22	.682	21	33	54	54.0	17	13	11	12	9	75	75.0
Monmouth	11/06/2025	104-46	W	39-67	.582	17-36	.472	9-13	.692	12	30	42	48.0	13	26	8	8	7	104	89.5
at Buffalo	11/09/2025	81-47	W	30-65	.462	5-29	.172	16-23	.696	17	24	41	45.7	20	17	12	11	9	81	86.7
USC Upstate	11/12/2025	90-30	W	32-67	.478	14-40	.350	12-14	.857	12	28	40	44.3	9	24	5	12	8	90	87.5
at Marshall	11/15/2025	76-44	W	25-64	.391	9-32	.281	17-21	.810	24	30	54	46.2	22	16	18	7	6	76	85.2
Purdue	11/18/2025	76-35	W	26-63	.413	11-30	.367	13-15	.867	10	39	49	46.7	13	16	6	10	2	76	83.7
at Louisville	11/22/2025	72-62	W	31-59	.525	4-15	.267	6-8	.750	8	33	41	45.9	10	13	12	8	5	72	82.0
vs Maryland	11/26/2025	66-74	L	25-58	.431	10-28	.357	6-8	.750	10	28	38	44.9	17	16	20	6	5	66	80.0
vs Morgan St.	11/28/2025	101-39	W	40-69	.580	11-29	.379	10-13	.769	14	25	39	44.2	11	25	4	6	7	101	82.3
at Miami (FL)	12/03/2025	64-48	W	24-55	.436	5-20	.250	11-17	.647	11	22	33	43.1	19	14	13	4	9	64	80.5
Central Mich.	12/07/2025	82-55	W	34-68	.500	6-26	.231	8-10	.800	10	25	35	42.4	18	25	8	8	7	82	80.6
at Belmont	12/14/2025	77-69	W	25-62	.403	8-31	.258	19-24	.792	19	30	49	42.9	17	18	17	6	4	77	80.3
Wright St.	12/19/2025	96-53	W	33-74	.446	15-39	.385	15-18	.833	12	31	43	42.9	11	20	5	9	5	96	81.5
Hofstra	12/28/2025	80-42	W	31-62	.500	11-27	.407	7-12	.583	14	29	43	42.9	13	27	10	10	8	80	81.4
at LSU	01/01/2026	80-78	W	30-69	.435	8-27	.296	12-22	.545	17	28	45	43.1	17	19	10	0	4	80	81.3
Missouri	01/04/2026	74-52	W	29-66	.439	11-32	.344	5-8	.625	5	36	41	42.9	10	19	8	7	7	74	80.9
at Alabama	01/08/2026	51-64	L	17-54	.315	7-22	.318	10-16	.625	12	26	38	42.6	19	10	20	6	7	51	79.1
Oklahoma	01/11/2026	63-57	W	22-65	.338	5-27	.185	14-20	.700	11	30	41	42.6	13	9	15	8	4	63	78.2
Florida	01/15/2026	94-89	W	34-62	.548	12-31	.387	14-19	.737	10	20	30	41.9	19	21	11	3	4	94	79.1
at Mississippi St.	01/18/2026	59-71	L	23-72	.319	5-29	.172	8-15	.533	12	23	35	41.6	17	9	6	6	8	59	78.1
at Tennessee	01/22/2026	58-60	L	18-47	.383	6-17	.353	16-25	.640	11	32	43	41.6	14	10	21	7	5	58	77.1
Georgia	01/24/2026	67-72	L	23-58	.397	11-27	.407	10-17	.588	8	26	34	41.3	18	17	11	6	3	67	76.6
at Arkansas	02/01/2026	93-73	W	33-68	.485	8-22	.364	19-30	.633	18	33	51	41.7	16	17	15	3	6	93	77.3
Vanderbilt	02/05/2026	83-84	L	31-55	.564	10-20	.500	11-16	.688	8	31	39	41.6	16	23	20	2	3	83	77.6
at Texas	02/09/2026	53-64	L	18-46	.391	6-14	.429	11-19	.579	11	19	30	41.1	16	10	23	5	5	53	76.6
Texas A&M	02/12/2026	75-55	W	26-72	.361	7-25	.280	16-25	.640	25	27	52	41.5	20	18	15	6	3	75	76.5
Ole Miss	02/15/2026	74-57	W	29-57	.509	7-19	.368	9-10	.900	8	25	33	41.2	19	17	14	7	2	74	76.4
at Vanderbilt	02/22/2026	79-81	L	30-64	.469	10-30	.333	9-11	.818	11	22	33	40.9	13	15	10	7	9	79	76.5
at Auburn	02/26/2026	63-56	W	24-52	.462	7-19	.368	8-12	.667	10	27	37	40.8	14	14	17	6	2	63	76.1
South Carolina	03/01/2026	56-60	L	24-63	.381	5-13	.385	3-8	.375	15	25	40	40.8	9	15	13	5	3	56	75.4
vs Arkansas	03/04/2026	94-64	W	34-70	.486	10-30	.333	16-22	.727	17	35	52	41.1	12	22	14	6	5	94	76.0
vs Georgia	03/05/2026	76-61	W	28-56	.500	6-17	.353	14-20	.700	8	27	35	40.9	13	19	8	7	3	76	76.0
vs South Carolina	03/06/2026	64-87	L	25-58	.431	10-20	.500	4-7	.571	6	24	30	40.6	19	13	19	3	3	64	75.6
vs James Madison	03/21/2026	71-56	W	24-63	.381	8-26	.308	15-18	.833	13	33	46	40.8	11	16	16	8	10	71	75.5
at West Virginia	03/23/2026	74-73	W	27-56	.482	5-17	.294	15-18	.833	12	27	39	40.7	16	13	17	6	2	74	75.5
vs Texas	03/28/2026	54-76	L	19-51	.373	5-15	.333	11-14	.786	8	21	29	40.4	16	12	24	4	10	54	74.9
Total		**2695**		**991-2232**	**.444**	**299-905**	**.330**	**414-590**	**.702**	**450**	**1004**	**1454**	**40.4**	**547**	**608**	**476**	**235**	**199**	**2695**	**74.9**
Opponents		2193		797-2110	.378	189-666	.284	410-551	.744	349	825	1174	32.6	593	399	485	87	229	2193	60.9

Kentucky Averages

Games Played	Points/ game	FG Pct	3FG Pct	FT Pct	Rebounds/ game	Assists/ game	Turnovers/ game	Assist/Turnover ratio	Steals/ game	Blocks/ game
36	74.9	44.4	33.0	70.2	40.4	16.9	13.2	1.3	5.5	6.5

GAME-BY-GAME OPPONENT STATS

2025-26 Kentucky Women's Basketball
Opponents Game-by-Game
All games

as of Jun 29, 2026

				Total		3-Pointers		Free throws		Rebounds										
Opponent	Date	Score		FG-FGA	PCT	3FG-3FGA	PCT	FT-FTA	PCT	OFF	DEF	TOT	AVG	PF	A	TO	BLK	STL	PTS	AVG
Morehead St.	11/03/2025	75-59	W	20-56	.357	10-27	.370	9-16	.563	5	28	33	33.0	17	15	16	3	5	59	59.0
Monmouth	11/06/2025	104-46	W	17-61	.279	5-25	.200	7-13	.538	15	16	31	32.0	16	5	15	1	2	46	52.5
at Buffalo	11/09/2025	81-47	W	17-58	.293	4-16	.250	9-14	.643	19	20	39	34.3	21	10	23	2	7	47	50.7
USC Upstate	11/12/2025	90-30	W	11-52	.212	4-16	.250	4-4	1.000	11	21	32	33.8	15	5	24	1	0	30	45.5
at Marshall	11/15/2025	76-44	W	14-50	.280	3-16	.188	13-22	.591	11	17	28	32.6	24	3	18	4	15	44	45.2
Purdue	11/18/2025	76-35	W	13-65	.200	3-19	.158	6-9	.667	13	27	40	33.8	15	6	9	2	1	35	43.5
at Louisville	11/22/2025	72-62	W	25-63	.397	6-16	.375	6-7	.857	6	21	27	32.9	13	13	6	1	7	62	46.1
vs Maryland	11/26/2025	66-74	L	22-62	.355	9-24	.375	21-23	.913	13	23	36	33.3	11	13	13	1	11	74	49.6
vs Morgan St.	11/28/2025	101-39	W	12-37	.324	4-9	.444	11-18	.611	3	17	20	31.8	12	7	22	1	0	39	48.4
at Miami (FL)	12/03/2025	64-48	W	16-50	.320	2-18	.111	14-17	.824	11	21	32	31.8	18	3	15	1	5	48	48.4
Central Mich.	12/07/2025	82-55	W	21-53	.396	1-6	.167	12-17	.706	9	22	31	31.7	13	8	15	1	2	55	49.0
at Belmont	12/14/2025	77-69	W	22-59	.373	10-28	.357	15-17	.882	7	22	29	31.5	21	14	10	2	9	69	50.7
Wright St.	12/19/2025	96-53	W	20-60	.333	5-15	.333	8-10	.800	8	25	33	31.6	17	11	18	3	1	53	50.8
Hofstra	12/28/2025	80-42	W	16-49	.327	0-3	.000	10-15	.667	7	18	25	31.1	14	6	14	1	4	42	50.2
at LSU	01/01/2026	80-78	W	30-61	.492	5-11	.455	13-15	.867	4	25	29	31.0	20	12	8	4	5	78	52.1
Missouri	01/04/2026	74-52	W	19-64	.297	5-28	.179	9-10	.900	7	33	40	31.6	10	8	10	3	4	52	52.1
at Alabama	01/08/2026	51-64	L	23-60	.383	7-23	.304	11-15	.733	13	27	40	32.1	18	13	15	4	12	64	52.8
Oklahoma	01/11/2026	63-57	W	24-67	.358	2-19	.105	7-9	.778	13	32	45	32.8	22	15	18	5	4	57	53.0
Florida	01/15/2026	94-89	W	32-56	.571	9-20	.450	16-19	.842	6	22	28	32.5	17	20	15	0	3	89	54.9
at Mississippi St.	01/18/2026	59-71	L	27-58	.466	6-16	.375	11-17	.647	11	41	52	33.5	16	10	14	7	3	71	55.7
at Tennessee	01/22/2026	58-60	L	23-67	.343	7-30	.233	7-16	.438	14	21	35	33.6	18	9	9	3	11	60	55.9
Georgia	01/24/2026	67-72	L	23-59	.390	8-23	.348	18-20	.900	9	31	40	33.9	12	13	9	2	4	72	56.6
at Arkansas	02/01/2026	93-73	W	24-59	.407	10-26	.385	15-21	.714	4	20	24	33.4	25	12	12	0	7	73	57.3
Vanderbilt	02/05/2026	83-84	L	30-67	.448	11-28	.393	13-15	.867	6	15	21	32.9	16	16	6	0	10	84	58.5
at Texas	02/09/2026	53-64	L	22-48	.458	3-14	.214	17-22	.773	10	19	29	32.8	18	12	16	4	11	64	58.7
Texas A&M	02/12/2026	75-55	W	18-54	.333	1-11	.091	18-24	.750	11	21	32	32.7	24	9	18	6	6	55	58.5
Ole Miss	02/15/2026	74-57	W	16-59	.271	3-15	.200	22-25	.880	18	19	37	32.9	10	9	14	5	7	57	58.5
at Vanderbilt	02/22/2026	79-81	L	31-65	.477	7-24	.292	12-15	.800	14	24	38	33.1	13	15	13	3	8	81	59.3
at Auburn	02/26/2026	63-56	W	22-57	.386	2-11	.182	10-12	.833	7	19	26	32.8	13	8	8	1	7	56	59.2
South Carolina	03/01/2026	56-60	L	26-61	.426	5-18	.278	3-7	.429	11	23	34	32.9	10	16	11	8	6	60	59.2
vs Arkansas	03/04/2026	94-64	W	24-66	.364	6-28	.214	10-10	1.000	7	20	27	32.7	20	11	12	0	8	64	59.4
vs Georgia	03/05/2026	76-61	W	25-60	.417	5-26	.192	6-8	.750	8	18	26	32.5	22	10	8	0	2	61	59.4
vs South Carolina	03/06/2026	64-87	L	31-59	.525	6-12	.500	19-26	.731	9	27	36	32.6	14	21	11	4	10	87	60.2
vs James Madison	03/21/2026	71-56	W	22-65	.338	3-17	.176	9-12	.750	11	27	38	32.7	15	10	16	2	8	56	60.1
at West Virginia	03/23/2026	74-73	W	25-60	.417	9-19	.474	14-16	.875	6	17	23	32.5	15	9	8	2	8	73	60.5
vs Texas	03/28/2026	54-76	L	34-63	.540	3-9	.333	5-15	.333	12	26	38	32.6	18	22	16	0	16	76	60.9
Total		**2193**		**797-2110**	**.378**	**189-666**	**.284**	**410-551**	**.744**	**349**	**825**	**1174**	**32.6**	**593**	**399**	**485**	**87**	**229**	**2193**	**60.9**
Kentucky		2695		991-2232	.444	299-905	.330	414-590	.702	450	1004	1454	40.4	547	608	476	235	199	2695	74.9

Opponents Averages

Games Played	Points/ game	FG Pct	3FG Pct	FT Pct	Rebounds/ game	Assists/ game	Turnovers/ game	Assist/Turnover ratio	Steals/ game	Blocks/ game
36	60.9	37.8	28.4	74.4	32.6	11.1	13.5	0.8	6.4	2.4

FINAL STATS

ALL GAMES

OVERALL: 25-11 | HOME: 12-3 | AWAY: 9-5 | NEUTRAL: 4-3

No.	Player				Total		3-Point		F-Throw		Rebounds											
		GP-GS	MIN	AVG	FG-FGA	FG%	3FG-3FGA	3FG%	FT-FTA	FT%	OFF	DEF	TOT	AVG	PF	DQ	A	TO	BLK	STL	PTS	AVG
13	STRACK, Clara	36-36	1123:24	31.2	240-498	.482	25-100	.250	102-154	.662	109	256	365	10.1	87	1	68	80	91	44	607	16.9
5	MORGAN, Tonie	36-36	1242:45	34.5	176-377	.467	21-61	.344	122-167	.731	21	90	111	3.1	73	0	286	133	22	34	495	13.8
7	KEY, Teonni	28-28	747:52	26.7	125-244	.512	2-15	.133	67-96	.698	77	133	210	7.5	63	1	33	56	36	20	319	11.4
32	HASSETT, Amelia	36-36	1168:54	32.5	124-312	.397	99-274	.361	30-35	.857	41	148	189	5.3	78	2	56	42	48	29	377	10.5
8	BOONE, Asia	36-19	1053:23	29.3	122-334	.365	96-263	.365	24-31	.774	20	77	97	2.7	97	3	83	48	3	27	364	10.1
0	OBI, Jordan	36-25	943:57	26.2	131-253	.518	8-32	.250	53-81	.654	84	132	216	6.0	85	2	38	71	21	17	323	9.0
20	CARROLL, Kaelyn	34-0	403:42	11.9	41-117	.350	29-94	.309	6-10	.600	20	56	76	2.2	23	0	14	11	12	12	117	3.4
4	BLUE, Lexi	28-0	304:09	10.9	20-66	.303	16-53	.302	3-8	.375	10	17	27	1.0	20	0	12	10	1	4	59	2.1
33	GILVIN, Josie	24-0	160:47	6.7	10-24	.417	1-6	.167	7-8	.875	9	8	17	0.7	19	0	13	6	1	12	28	1.2
11	BROOKS, Gabby	8-0	51:05	6.4	2-7	.286	2-7	.286	0-0	.000	1	0	1	0.1	2	0	5	3	0	0	6	0.8
Team											58	87	145					16				
Total		**36**	**7200**		**991-2232**	**.444**	**299-905**	**.330**	**414-590**	**.702**	**450**	**1004**	**1454**	**40.4**	**547**	**9**	**608**	**476**	**235**	**199**	**2695**	**74.9**
Opponents		**36**	**7200**		**797-2110**	**.378**	**189-666**	**.284**	**410-551**	**.744**	**349**	**825**	**1174**	**32.6**	**593**	**8**	**399**	**485**	**87**	**229**	**2193**	**60.9**

NONCONFERENCE GAMES

OVERALL: 17-3 | HOME: 7-0 | AWAY:6-0 | NEUTRAL: 4-3

No.	Player				Total		3-Point		F-Throw		Rebounds											
		GP-GS	MIN	AVG	FG-FGA	FG%	3FG-3FGA	3FG%	FT-FTA	FT%	OFF	DEF	TOT	AVG	PF	DQ	A	TO	BLK	STL	PTS	AVG
13	STRACK, Clara	20-20	589:50	29.5	139-263	.529	17-53	.321	48-64	.750	59	139	198	9.9	42	0	42	44	57	28	343	17.2
5	MORGAN, Tonie	20-20	663:14	33.2	90-195	.462	10-33	.303	69-89	.775	11	54	65	3.3	37	0	159	64	13	18	259	13.0
7	KEY, Teonni	18-18	442:43	24.6	82-151	.543	2-13	.154	43-58	.741	42	81	123	6.8	39	1	20	30	26	14	209	11.6
32	HASSETT, Amelia	20-20	617:17	30.9	70-176	.398	54-156	.346	21-22	.955	28	81	109	5.5	42	1	35	19	29	14	215	10.8
0	OBI, Jordan	20-14	512:32	25.6	80-141	.567	6-21	.286	35-47	.745	48	77	125	6.3	42	0	20	39	14	10	201	10.1
8	BOONE, Asia	20-8	525:31	26.3	63-171	.368	50-132	.379	7-11	.636	10	36	46	2.3	48	1	54	26	2	17	183	9.2
20	CARROLL, Kaelyn	18-0	252:33	14.0	28-83	.337	19-67	.284	6-10	.600	12	38	50	2.8	16	0	10	6	8	9	81	4.5
4	BLUE, Lexi	16-0	198:39	12.4	16-53	.302	13-43	.302	3-8	.375	10	12	22	1.4	13	0	7	4	1	2	48	3.0
33	GILVIN, Josie	18-0	146:36	8.1	10-22	.455	1-6	.167	7-8	.875	9	8	17	0.9	16	0	13	4	1	12	28	1.6
11	BROOKS, Gabby	8-0	51:05	6.4	2-7	.286	2-7	.286	0-0	.000	1	0	1	0.1	2	0	5	3	0	0	6	0.8
Team											28	48	76					8				
Total		**20**	**4000**		**580-1262**	**.460**	**174-531**	**.328**	**239-317**	**.754**	**258**	**574**	**832**	**41.6**	**297**	**3**	**365**	**247**	**151**	**124**	**1573**	**78.7**
Opponents		**20**	**4000**		**407-1148**	**.355**	**98-349**	**.281**	**208-289**	**.720**	**191**	**433**	**624**	**31.2**	**331**	**4**	**202**	**289**	**32**	**121**	**1120**	**56.0**

SOUTHEASTERN CONFERENCE GAMES

OVERALL: 8-8 | HOME: 5-3 | AWAY: 3-5 | NEUTRAL: 0-0

No.	Player				Total		3-Point		F-Throw		Rebounds											
		GP-GS	MIN	AVG	FG-FGA	FG%	3FG-3FGA	3FG%	FT-FTA	FT%	OFF	DEF	TOT	AVG	PF	DQ	A	TO	BLK	STL	PTS	AVG
13	STRACK, Clara	16-16	533:35	33.3	101-235	.430	8-47	.170	54-90	.600	50	117	167	10.4	45	1	26	36	34	16	264	16.5
5	MORGAN, Tonie	16-16	579:31	36.2	86-182	.473	11-28	.393	53-78	.679	10	36	46	2.9	36	0	127	69	9	16	236	14.8
8	BOONE, Asia	16-11	527:52	33.0	59-163	.362	46-131	.351	17-20	.850	10	41	51	3.2	49	2	29	22	1	10	181	11.3
7	KEY, Teonni	10-10	305:10	30.5	43-93	.462	0-2	.000	24-38	.632	35	52	87	8.7	24	0	13	26	10	6	110	11.0
32	HASSETT, Amelia	16-16	551:37	34.5	54-136	.397	45-118	.381	9-13	.692	13	67	80	5.0	36	1	21	23	19	15	162	10.1
0	OBI, Jordan	16-11	431:25	27.0	51-112	.455	2-11	.182	18-34	.529	36	55	91	5.7	43	2	18	32	7	7	122	7.6
20	CARROLL, Kaelyn	16-0	151:10	9.4	13-34	.382	10-27	.370	0-0	.000	8	18	26	1.6	7	0	4	5	4	3	36	2.3
4	BLUE, Lexi	12-0	105:30	8.8	4-13	.308	3-10	.300	0-0	.000	0	5	5	0.4	7	0	5	6	0	2	11	0.9
33	GILVIN, Josie	6-0	14:11	2.4	0-2	.000	0-0	.000	0-0	.000	0	0	0	0.0	3	0	0	2	0	0	0	0.0
Team											30	39	69					8				
Total		**16**	**3200**		**411-970**	**.424**	**125-374**	**.334**	**175-273**	**.641**	**192**	**430**	**622**	**38.9**	**250**	**6**	**243**	**229**	**84**	**75**	**1122**	**70.1**
Opponents		**16**	**3200**		**390-962**	**.405**	**91-317**	**.287**	**202-262**	**.771**	**158**	**392**	**550**	**34.4**	**262**	**4**	**197**	**196**	**55**	**108**	**1073**	**67.1**

SUPERLATIVES

KENTUCKY GAME HIGHS

POINTS . . . . . 104 Monmouth (11/06/2025)
FIELD GOALS MADE . . . . . 40 vs Morgan St. (N) (11/28/2025)
FIELD GOAL ATTEMPTS . . . . . 75 Morehead St. (11/03/2025
FIELD GOAL PERCENTAGE . . . . . .582 (39-67) Monmouth (11/06/2025)
3 PT FIELD GOALS MADE . . . . . 17 Monmouth (11/06/2025)
3 PT FG ATTEMPTS . . . . . 40 USC Upstate (11/12/2025)
3 PT FG PERCENTAGE . . . . . .500 (10-20) vs South Carolina (N) (03/06/2026)
. . . . . .500 (10-20) Vanderbilt (02/05/2026)
FREE THROWS MADE . . . . . 19 at Arkansas (02/01/2026)
. . . . . 19 at Belmont (12/14/2025)
FREE THROW ATTEMPTS . . . . . 30 at Arkansas (02/01/2026
FREE THROW PERCENTAGE . . . . . .900 (9-10) Ole Miss (02/15/2026)
REBOUNDS . . . . . 54 at Marshall (11/15/2025)
. . . . . 54 Morehead St. (11/03/2025)
ASSISTS . . . . . 27 Hofstra (12/28/2025)
STEALS . . . . . 10 vs Texas (N) (03/28/2026)
. . . . . 10 vs James Madison (N) (03/21/2026)
BLOCKED SHOTS . . . . . 12 USC Upstate (11/12/2025)
. . . . . 12 Morehead St. (11/03/2025)
TURNOVERS COMMITTED . . . . . 24 vs Texas (N) (03/28/2026)
FOULS . . . . . 22 at Marshall (11/15/2025)

KENTUCKY GAME LOWS

POINTS . . . . . 51 at Alabama (01/08/2026)
FIELD GOALS MADE . . . . . 17 at Alabama (01/08/2026
FIELD GOAL ATTEMPTS . . . . . 46 at Texas (02/09/2026)
FIELD GOAL PERCENTAGE . . . . . .315 (17-54) at Alabama (01/08/2026)
3 PT FIELD GOALS MADE . . . . . 4 at Louisville (11/22/2025)
. . . . . 4 Morehead St. (11/03/2025)
3 PT FG ATTEMPTS . . . . . 13 South Carolina (03/01/2026)
3 PT FG PERCENTAGE . . . . . .167 (4-24) Morehead St. (11/03/2025)
FREE THROWS MADE . . . . . 3 South Carolina (03/01/2026)
FREE THROW ATTEMPTS . . . . . 7 vs South Carolina (N) (03/06/2026)
FREE THROW PERCENTAGE . . . . . .375 (3-8) South Carolina (03/01/2026)
REBOUNDS . . . . . 29 vs Texas (N) (03/28/2026
ASSISTS . . . . . 9 at Mississippi St. (01/18/2026)
. . . . . 9 Oklahoma (01/11/2026)
STEALS . . . . . 2 at West Virginia (03/23/2026)
. . . . . 2 at Auburn (02/26/2026)
. . . . . 2 Ole Miss (02/15/2026)
. . . . . 2 Purdue (11/18/2025)
BLOCKED SHOTS . . . . . 0 at LSU (01/01/2026)
TURNOVERS COMMITTED . . . . . 4 vs Morgan St. (N) (11/28/2025)
FOULS . . . . . 9 South Carolina (03/01/2026)
. . . . . 9 USC Upstate (11/12/2025)

OPPONENT GAME HIGHS

POINTS . . . . . 89 Florida (01/15/2026)
FIELD GOALS MADE . . . . . 34 vs Texas (N) (03/28/2026)
FIELD GOAL ATTEMPTS . . . . . 67 Vanderbilt (02/05/2026)
. . . . . 67 at Tennessee (01/22/2026)
. . . . . 67 Oklahoma (01/11/2026)
FIELD GOAL PERCENTAGE . . . . . .571 (32-56) Florida (01/15/2026)
3 PT FIELD GOALS MADE . . . . . 11 Vanderbilt (02/05/2026)
3 PT FG ATTEMPTS . . . . . 30 at Tennessee (01/22/2026
3 PT FG PERCENTAGE . . . . . .500 (6-12) vs South Carolina (N) (03/06/2026
FREE THROWS MADE . . . . . 22 Ole Miss (02/15/2026)
FREE THROW ATTEMPTS . . . . . 26 vs South Carolina (N) (03/06/2026)
FREE THROW PERCENTAGE . . . . . 1.000 (10-10) vs Arkansas (N) (03/04/2026)
REBOUNDS . . . . . 52 at Mississippi St. (01/18/2026)
ASSISTS . . . . . 22 vs Texas (N) (03/28/2026)
STEALS . . . . . 16 vs Texas (N) (03/28/2026
BLOCKED SHOTS . . . . . 8 South Carolina (03/01/2026)
TURNOVERS COMMITTED . . . . . 24 USC Upstate (11/12/2025)
FOULS . . . . . 25 at Arkansas (02/01/2026)

OPPONENT TEAM LOWS

POINTS . . . . . 30 USC Upstate (11/12/2025)
FIELD GOALS MADE . . . . . 11 USC Upstate (11/12/2025)
FIELD GOAL ATTEMPTS . . . . . 37 vs Morgan St. (N) (11/28/2025)
FIELD GOAL PERCENTAGE . . . . . .200 (13-65) Purdue (11/18/2025)
3 PT FIELD GOALS MADE . . . . . 0 Hofstra (12/28/2025)
3 PT FG ATTEMPTS . . . . . 3 Hofstra (12/28/2025)
3 PT FG PERCENTAGE . . . . . .000 (0-3) Hofstra (12/28/2025)
FREE THROWS MADE . . . . . 3 South Carolina (03/01/2026)
FREE THROW ATTEMPTS . . . . . 4 USC Upstate (11/12/2025)
FREE THROW PERCENTAGE . . . . . .333 (5-15) vs Texas (N) (03/28/2026)
REBOUNDS . . . . . 20 vs Morgan St. (N) (11/28/2025)
ASSISTS . . . . . 3 at Miami (FL) (12/03/2025)
. . . . . 3 at Marshall (11/15/2025)
STEALS . . . . . 0 vs Morgan St. (N) (11/28/2025)
. . . . . 0 USC Upstate (11/12/2025)
BLOCKED SHOTS . . . . . 0 vs Texas (N) (03/28/2026
. . . . . 0 vs Georgia (N) (03/05/2026)
. . . . . 0 vs Arkansas (N) (03/04/2026)
. . . . . 0 Vanderbilt (02/05/2026)
. . . . . 0 at Arkansas (02/01/2026)
. . . . . 0 Florida (01/15/2026)
TURNOVERS COMMITTED . . . . . 6 Vanderbilt (02/05/2026)
. . . . . 6 at Louisville (11/22/2025)
FOULS . . . . . 10 South Carolina (03/01/2026)
. . . . . 10 Ole Miss (02/15/2026)
. . . . . 10 Missouri (01/04/2026)

GAME-BY-GAME REVIEWS

1 #24/20 Kentucky 75, Morehead State 59

Nov. 3, 2025 | Historic Memorial Coliseum | Lexington, Ky.

Official Basketball Box Score - Final
Morehead St. at Kentucky
11/03/25 Historic Memorial Coliseum, Lexington, KY
2025-26 Women's Basketball

Game Time: 6:30 PM
Game Duration: 1:51
Attendance: 4,024

Officials: Toni Patillo, Marla Gearhart, Kaz Beverly

Morehead St. - 59 **Record: 0-1**

NO.	Name		Min	FG M-A	3P M-A	FT M-A	Rebounds OR	DR	TOT	Fouls PF	FD	TP	AS	TO	ST	Blocks BS	BA	+/-
1	Millie Pearson	F	15:33	1-4	1-3	0-0	1	2	3	3	0	3	1	1	0	0	1	0
20	Kate Dike	F	30:19	3-13	3-7	0-0	0	5	5	0	1	9	2	2	2	2	3	-8
3	Anja Ekstrom	G	27:35	0-3	0-2	0-0	0	0	0	0	2	0	1	1	0	0	0	-9
11	Laura Toffali	G	21:28	3-7	0-1	5-10	1	4	5	2	7	11	0	3	2	0	2	2
30	Marie Sepp	G	40:00	8-16	2-4	3-4	0	8	8	2	5	21	9	5	0	0	3	-16
33	Violet McNece		20:39	5-8	4-7	1-2	0	1	1	4	1	15	0	3	0	0	0	-9
2	Josefine Enander		13:42	0-3	0-1	0-0	0	1	1	0	1	0	1	0	0	0	2	-16
5	Landon Forbes		21:16	0-0	0-0	0-0	0	3	3	2	0	0	0	1	0	1	0	-14
9	Irene Fernandez Pavesio		06:53	0-2	0-2	0-0	0	0	0	2	0	0	1	0	1	0	1	-4
15	Minna Ersdala		00:55	0-0	0-0	0-0	0	0	0	1	0	0	0	0	0	0	0	-3
55	Circe Rubio Remolar		01:41	0-0	0-0	0-0	0	1	1	1	0	0	0	0	0	0	0	-3
Team							3	3	6	0		0		0				
Totals				20-56	10-27	9-16	5	28	33	17	17	59	15	16	5	3	12	-16

Major Fouls: NONE

Shooting By Period		
1st	FG%	7-15 46.7%
	3PT%	3-6 50.0%
	FT%	0-0 0%
2nd	FG%	3-10 30.0%
	3PT%	1-6 16.7%
	FT%	3-8 37.5%
3rd	FG%	5-16 31.3%
	3PT%	4-8 50.0%
	FT%	5-6 83.3%
4th	FG%	5-15 33.3%
	3PT%	2-7 28.6%
	FT%	1-2 50%
GM	FG%	20-56 35.7%
	3PT%	10-27 37.0%
	FT%	9-16 56.3%

Dead Ball Rebounds: 5, 1

Kentucky - 75 **Record: 1-0**

NO.	Name		Min	FG M-A	3P M-A	FT M-A	Rebounds OR	DR	TOT	Fouls PF	FD	TP	AS	TO	ST	Blocks BS	BA	+/-
0	Jordan Obi	F	31:34	6-11	0-0	3-5	7	8	15	2	3	15	1	2	1	0	1	4
7	Teonni Key	F	18:17	1-7	0-0	3-8	2	4	6	1	4	5	1	1	1	4	0	-5
32	Amelia Hassett	F	32:49	4-10	2-7	0-0	3	5	8	3	2	10	2	0	1	2	0	14
13	Clara Strack	C	34:47	6-13	0-1	3-3	6	9	15	3	4	15	2	1	3	3	0	11
5	Tonie Morgan	G	33:34	6-15	0-2	4-4	0	2	2	3	3	16	4	5	0	1	1	12
8	Asia Boone		26:10	2-11	1-8	2-2	0	2	2	2	1	7	2	1	1	2	0	24
20	Kaelyn Carroll		13:01	2-5	1-4	0-0	1	2	3	1	0	5	1	1	1	0	1	15
33	Josie Gilvin		06:30	1-2	0-1	0-0	0	1	1	1	0	2	0	0	1	0	0	5
4	Lexi Blue		03:18	0-1	0-1	0-0	1	0	1	1	0	0	0	0	0	0	0	0
Team							1	0	1	0		0		0				
Totals				28-75	4-24	15-22	21	33	54	17	17	75	13	11	9	12	3	16

Major Fouls: NONE

Shooting By Period		
1st	FG%	10-22 45.5%
	3PT%	2-8 25.0%
	FT%	3-5 60%
2nd	FG%	7-20 35.0%
	3PT%	1-8 12.5%
	FT%	3-4 75%
3rd	FG%	8-17 47.1%
	3PT%	1-3 33.3%
	FT%	3-5 60%
4th	FG%	3-16 18.8%
	3PT%	0-5 0.0%
	FT%	6-8 75%
GM	FG%	28-75 37.3%
	3PT%	4-24 16.7%
	FT%	15-22 68.2%

Dead Ball Rebounds: 4, 0

	MSU	UK
Biggest lead	9 (1st 6:20)	20 (3rd 1:38)
Best Scoring Run	8 (3rd 8:11)	16 (1st 1:27)
Lead Changes	1	
Times Tied	1	
Time with Lead	05:14	32:48

Points from	MSU	UK
Turnovers	10	13
Paint	20	38
Second Chance	3	22
Fast Breaks	2	11
Bench	15	14

Period by Period Scoring	1st	2nd	3rd	4th	TOT
MSU	17	10	19	13	59
UK	25	18	20	12	75

2 #24/20 Kentucky 104, Monmouth 46

Nov. 6, 2025 | Historic Memorial Coliseum | Lexington, Ky.

Official Basketball Box Score - Final
Monmouth at Kentucky
11/06/25 Historic Memorial Coliseum, Lexington, KY
2025-26 Women's Basketball

Game Time: 6:30 PM
Game Duration: 1:51
Attendance: 4,096

Officials: Bill Larance, Karen Preato, Cori Chambers

Monmouth - 46 **Record: 0-1**

NO.	Name		Min	FG M-A	3P M-A	FT M-A	Rebounds OR	DR	TOT	Fouls PF	FD	TP	AS	TO	ST	Blocks BS	BA	+/-
13	Divine Dibula	F	16:08	1-3	0-0	2-4	2	2	4	4	2	4	2	2	0	0	1	-29
40	Alexis Davis	F	19:19	1-12	0-1	3-3	5	1	6	0	2	5	0	1	0	0	3	-38
2	GiGi Gamble	G	17:43	2-9	1-5	0-1	0	0	0	2	1	5	0	2	0	0	2	-28
4	Alexis Andrews	G	40:00	5-18	2-11	0-0	1	1	2	2	3	12	1	3	0	0	1	-58
8	Fatumata Djalo	G	22:23	4-5	0-0	0-1	1	1	2	1	2	8	1	2	1	1	0	-28
6	Kathy Kersaint-Pierre		26:41	1-2	0-1	1-2	2	4	6	1	1	3	1	3	1	0	0	-28
23	Ella Farrelly		28:13	2-8	1-4	0-0	2	5	7	3	0	5	0	1	0	0	1	-42
14	Kellyn Preira		19:41	1-3	1-3	0-0	0	0	0	1	0	3	0	0	0	0	0	-33
24	Madalena Amaro		09:52	0-1	0-0	1-2	1	0	1	2	2	1	0	1	0	0	0	-6
Team							1	2	3	0		0		0				
Totals				17-61	5-25	7-13	15	16	31	16	13	46	5	15	2	1	8	-58

Major Fouls: NONE

Shooting By Period		
1st	FG%	11-23 47.8%
	3PT%	2-10 20.0%
	FT%	0-1 0%
2nd	FG%	11-17 64.7%
	3PT%	5-9 55.6%
	FT%	4-6 66.7%
3rd	FG%	11-16 68.8%
	3PT%	5-8 62.5%
	FT%	2-2 100%
4th	FG%	6-11 54.5%
	3PT%	5-9 55.6%
	FT%	3-4 75%
GM	FG%	39-67 58.2%
	3PT%	17-36 47.2%
	FT%	9-13 69.2%

Dead Ball Rebounds: 5, 2

Kentucky - 104 **Record: 1-0**

NO.	Name		Min	FG M-A	3P M-A	FT M-A	Rebounds OR	DR	TOT	Fouls PF	FD	TP	AS	TO	ST	Blocks BS	BA	+/-
0	Jordan Obi	F	24:46	3-5	0-1	3-5	3	5	8	2	4	9	3	1	1	2	0	35
7	Teonni Key	F	21:31	6-9	0-1	2-3	1	2	3	2	2	14	1	0	1	2	0	31
32	Amelia Hassett	F	25:06	6-11	3-8	2-2	3	4	7	1	3	17	2	0	1	1	0	47
13	Clara Strack	C	18:02	4-7	1-3	0-0	2	4	6	1	2	9	3	0	1	3	0	36
5	Tonie Morgan	G	27:08	4-9	0-2	0-1	0	2	2	0	2	8	9	4	1	0	1	45
8	Asia Boone		23:26	5-8	4-6	0-0	0	1	1	4	1	14	4	1	2	0	0	25
20	Kaelyn Carroll		21:17	3-7	1-5	0-0	2	4	6	0	1	7	2	1	0	0	0	26
33	Josie Gilvin		10:32	0-1	0-1	2-2	1	2	3	1	1	2	1	0	0	0	0	19
4	Lexi Blue		18:12	6-8	6-7	0-0	0	1	1	2	0	18	1	0	0	0	0	18
11	Gabby Brooks		10:00	2-2	2-2	0-0	0	0	0	0	0	6	0	1	0	0	0	8
Team							0	5	5	0		0		0				
Totals				39-67	17-36	9-13	12	30	42	13	16	104	26	8	7	8	1	58

Major Fouls: NONE

Shooting By Period		
1st	FG%	12-22 54.5%
	3PT%	3-5 60%
	FT%	3-4 75%
2nd	FG%	13-23 56.5%
	3PT%	4-7 57.1%
	FT%	2-2 100%
3rd	FG%	9-17 52.9%
	3PT%	3-6 50.0%
	FT%	2-2 100%
4th	FG%	6-12 50.0%
	3PT%	3-5 60.0%
	FT%	1-1 100%
GM	FG%	40-74 54.1%
	3PT%	13-23 56.5%
	FT%	11-13 84.6%

Dead Ball Rebounds: 2, 0

	MON	UK
Biggest lead	0 (1st 10:00)	58 (4th 0:14)
Best Scoring Run	6 (4th 8:21)	19 (1st 2:42)
Lead Changes	0	
Times Tied	0	
Time with Lead	00:00	39:45

Points from	MON	UK
Turnovers	5	24
Paint	22	34
Second Chance	12	18
Fast Breaks	4	2
Bench	12	47

Period by Period Scoring	1st	2nd	3rd	4th	TOT
MON	4	14	16	12	46
UK	24	31	29	20	104

3 #24/20 Kentucky 81, Buffalo 47

Nov. 9, 2025 | UB Alumni Arena | Buffalo, N.Y.

Official Basketball Box Score - Final
Kentucky at Buffalo
11/09/25 Alumni Arena, Buffalo, NY
2025-26 Women's Basketball

Game Time: 2:00 PM
Game Duration: 2:03
Attendance: 1,715

Officials: Cameron Inouye, Frank Steratore, Felicia Young

Kentucky - 81 **Record: 3-0**

NO.	Name		Min	FG M-A	3P M-A	FT M-A	Rebounds OR	DR	TOT	Fouls PF	FD	TP	AS	TO	ST	Blocks BS	BA	+/-
0	Jordan Obi	F	24:01	3-5	0-0	2-2	0	2	2	4	2	8	2	0	1	2	0	16
7	Teonni Key	F	31:49	8-12	0-2	1-2	7	5	12	3	3	17	2	1	1	0	0	22
32	Amelia Hassett	F	21:59	3-7	2-6	0-0	2	3	5	5	0	8	0	2	1	5	0	31
13	Clara Strack	C	29:06	9-14	1-4	8-11	2	10	12	3	10	27	2	3	1	4	0	37
5	Tonie Morgan	G	31:41	2-7	0-2	1-2	0	1	1	2	2	5	9	1	2	0	0	36
8	Asia Boone		19:55	1-8	0-5	0-0	0	1	1	0	1	2	1	2	1	0	1	12
20	Kaelyn Carroll		19:25	3-8	2-7	0-0	0	0	0	1	0	8	0	1	1	0	0	8
4	Lexi Blue		12:37	0-3	0-3	1-2	1	1	2	1	1	1	0	2	0	0	1	5
33	Josie Gilvin		06:29	1-1	0-0	3-4	0	0	0	1	2	5	1	0	1	0	0	2
11	Gabby Brooks		02:58	0-0	0-0	0-0	0	0	0	0	0	0	0	0	0	0	0	1
Team							5	1	6	0		0		0				
Totals				30-65	5-29	16-23	17	24	41	20	21	81	17	12	9	11	2	34

Major Fouls: Strack (F1) 3rd 0:04 Key (F1) 3rd 0:04

Shooting By Period		
1st	FG%	7-17 41.2%
	3PT%	1-7 14.3%
	FT%	4-6 66.7%
2nd	FG%	7-14 50.0%
	3PT%	1-5 20.0%
	FT%	3-4 75%
3rd	FG%	7-15 46.7%
	3PT%	1-7 14.3%
	FT%	1-2 50%
4th	FG%	9-19 47.4%
	3PT%	2-10 20.0%
	FT%	8-11 72.7%
GM	FG%	30-65 46.2%
	3PT%	5-29 17.2%
	FT%	16-23 69.6%

Dead Ball Rebounds: 5, 0

Buffalo - 47 **Record: 0-2**

NO.	Name		Min	FG M-A	3P M-A	FT M-A	Rebounds OR	DR	TOT	Fouls PF	FD	TP	AS	TO	ST	Blocks BS	BA	+/-
24	Meg Lucas	F	26:37	1-6	0-1	1-2	5	6	11	3	1	3	2	4	0	0	2	-24
43	Ally Carman	C	12:57	0-0	0-0	0-0	2	0	2	3	0	0	1	2	0	0	0	-16
1	Gabby McDuffie	G	21:38	1-5	0-1	0-0	0	0	0	2	3	2	0	0	0	0	3	-26
7	Aniya Rowe	G	32:22	2-10	1-6	3-5	2	3	5	1	5	8	3	5	1	2	0	-28
12	Paula Lopez	G	24:47	5-14	0-3	3-4	0	1	1	2	3	13	1	3	1	0	2	-20
21	Diann Jackson		10:14	0-3	0-0	0-0	1	2	3	3	0	0	0	1	0	0	1	-7
32	Janyah Bohanon		14:03	2-6	0-0	0-1	1	1	2	2	3	4	0	4	1	0	1	-15
2	Anaya Coleman		11:54	1-1	1-1	0-0	1	1	2	1	1	3	1	0	0	0	0	-7
11	Deana Thompson		22:26	2-6	1-1	2-2	0	0	0	3	1	7	1	1	4	0	1	-9
23	Amber Howard		21:43	3-7	1-3	0-0	1	1	2	1	3	7	1	2	0	0	1	-12
13	Ella Corry		01:19	0-0	0-0	0-0	0	0	0	0	0	0	0	0	0	0	0	-6
Team							6	5	11	0		0		1				
Totals				17-58	4-16	9-14	19	20	39	21	20	47	10	23	7	2	11	-34

Major Fouls: Lucas (F1) 1st 3:23 Bohanon (F1) 3rd 0:04

Shooting By Period		
1st	FG%	4-17 23.5%
	3PT%	0-3 0.0%
	FT%	0-0 0%
2nd	FG%	3-11 27.3%
	3PT%	2-5 40.0%
	FT%	1-2 50%
3rd	FG%	4-16 25.0%
	3PT%	0-3 0.0%
	FT%	7-8 87.5%
4th	FG%	6-14 42.9%
	3PT%	2-5 40.0%
	FT%	1-4 25%
GM	FG%	17-58 29.3%
	3PT%	4-16 25.0%
	FT%	9-14 64.3%

Dead Ball Rebounds: 3, 0

	UKY	BUF
Biggest lead	34 (4th 0:12)	2 (1st 8:49)
Best Scoring Run	9 (1st 6:06)	7 (3rd 2:43)
Lead Changes	2	
Times Tied	2	
Time with Lead	38:13	00:15

Points from	UKY	BUF
Turnovers	27	9
Paint	44	22
Second Chance	22	9
Fast Breaks	10	10
Bench	16	21

Period by Period Scoring	1st	2nd	3rd	4th	TOT
UKY	19	18	16	28	81
BUF	8	9	15	15	47

4 #23/20 Kentucky 90, USC Upstate 30

Nov. 12, 2025 | Historic Memorial Coliseum | Lexington, Ky.

Official Basketball Box Score - Final
USC Upstate at Kentucky
11/12/25 Historic Memorial Coliseum, Lexington
2025-26 Women's Basketball

Game Time: 6:30 PM
Game Duration: 1:42
Attendance: 4,060

Officials: Saif Echo, Melissa Barlow, Kenya Kirkland

USC Upstate - 30 **Record: 1-3**

NO.	Name		Min	FG M-A	3P M-A	FT M-A	Rebounds OR	DR	TOT	Fouls PF	FD	TP	AS	TO	ST	Blocks BS	BA	+/-
0	Zora Fray-Chinn	F	12:14	0-3	0-0	0-0	0	1	1	0	0	0	0	1	0	0	1	-23
34	Vera Söderblom	F	14:06	0-3	0-0	0-0	2	3	5	2	0	0	0	3	0	0	1	-17
3	Gwen Jenkins	G	21:40	0-3	0-1	0-0	0	4	4	0	0	0	1	2	0	0	0	-47
5	Lexi Castator	G	16:51	0-1	0-1	0-0	0	0	0	2	0	0	0	5	0	0	0	-36
25	Cassie Gallagher	G	28:10	2-12	1-6	2-2	1	0	1	1	3	7	1	3	0	0	1	-40
13	Aijah Palmore		14:00	0-5	0-0	2-2	2	1	3	0	2	2	0	0	0	0	4	-35
35	Aubrie Kierscht		19:48	1-6	1-4	0-0	0	1	1	1	0	3	0	3	0	0	1	-34
42	Emma Blair		14:56	0-2	0-0	0-0	0	3	3	1	1	0	0	1	0	0	1	-30
4	Kinley Paterson		10:12	1-4	0-0	0-0	0	1	1	5	1	2	1	0	0	0	1	-9
32	Madison Miller		10:58	3-5	1-2	0-0	2	2	4	0	1	7	0	0	0	1	1	-13
33	Zoe Richardson		13:46	3-6	0-1	0-0	0	2	2	3	0	6	0	1	0	0	1	-2
2	Macy Wike		10:22	0-1	0-0	0-0	0	0	0	0	1	0	2	1	0	0	0	-12
22	Gracie Barnes		09:08	0-0	0-0	0-0	0	0	0	0	0	0	0	0	0	0	0	-4
24	Jessa Troy		03:49	1-1	1-1	0-0	0	0	0	0	0	3	0	1	0	0	0	2
Team							4	3	7	1		0		3				
Totals				11-52	4-16	4-4	11	21	32	16	9	30	5	24	0	1	12	-60

Major Fouls: Bench (TF) 1st 5:53

Shooting By Period		
1st	FG%	4-13 30.8%
	3PT%	1-1 100.0%
	FT%	2-2 100%
2nd	FG%	1-12 8.3%
	3PT%	0-6 0.0%
	FT%	2-2 100%
3rd	FG%	3-15 20.0%
	3PT%	1-5 20.0%
	FT%	0-0 0%
4th	FG%	3-12 25.0%
	3PT%	2-4 50.0%
	FT%	0-0 0%
GM	FG%	11-52 21.2%
	3PT%	4-16 25.0%
	FT%	4-4 100.0%

Dead Ball Rebounds: 2, 1

Kentucky - 90 **Record: 4-0**

NO.	Name		Min	FG M-A	3P M-A	FT M-A	Rebounds OR	DR	TOT	Fouls PF	FD	TP	AS	TO	ST	Blocks BS	BA	+/-
0	Jordan Obi	F	23:27	5-10	1-4	1-2	0	4	4	1	2	12	0	2	0	0	0	32
7	Teonni Key	F	15:53	2-7	1-3	5-6	0	3	3	1	3	10	0	1	2	1	1	25
32	Amelia Hassett	F	29:09	7-12	4-9	2-2	3	2	5	0	0	20	3	0	0	1	0	45
13	Clara Strack	C	25:31	8-12	2-5	0-0	4	12	16	1	2	18	1	2	3	4	0	49
5	Tonie Morgan	G	33:06	4-7	1-1	2-2	1	1	2	1	4	11	16	0	0	2	0	56
8	Asia Boone		24:03	4-9	4-9	0-0	0	1	1	1	2	12	3	0	1	0	0	43
4	Lexi Blue		09:51	0-2	0-2	0-0	0	0	0	1	0	0	0	0	0	0	0	5
20	Kaelyn Carroll		20:06	1-5	1-5	2-2	2	4	6	1	2	5	1	0	2	3	0	28
33	Josie Gilvin		12:43	1-1	0-0	0-0	0	0	0	2	2	2	0	0	0	1	0	18
11	Gabby Brooks		06:12	0-2	0-2	0-0	0	0	0	0	0	0	0	0	0	0	0	-1
Team							2	1	3	0		0		0				
Totals				32-67	14-40	12-14	12	28	40	9	15	90	24	5	8	12	1	60

Major Fouls: NONE

Shooting By Period		
1st	FG%	9-20 45.0%
	3PT%	5-12 41.7%
	FT%	2-2 100%
2nd	FG%	8-16 50.0%
	3PT%	3-10 30.0%
	FT%	2-2 100%
3rd	FG%	8-17 47.1%
	3PT%	4-10 40.0%
	FT%	5-6 83.3%
4th	FG%	7-14 50.0%
	3PT%	2-8 25.0%
	FT%	3-4 75%
GM	FG%	32-67 47.8%
	3PT%	14-40 35.0%
	FT%	12-14 85.7%

Dead Ball Rebounds: 3, 0

	USC	UK
Biggest lead	2 (1st 9:46)	62 (4th 4:31)
Best Scoring Run	5 (4th 1:52)	18 (2nd 2:38)
Lead Changes	1	
Times Tied	1	
Time with Lead	00:16	38:05

Points from	USC	UK
Turnovers	5	26
Paint	10	32
Second Chance	6	16
Fast Breaks	3	16
Bench	23	19

Period by Period Scoring	1st	2nd	3rd	4th	TOT
USC	11	4	7	8	30
UK	25	21	25	19	90

GAME-BY-GAME REVIEWS

5 #23/20 KENTUCKY 76, MARSHALL 44

Nov. 15, 2025 | Cam Henderson Center | Huntington, W. Va.

Official Basketball Box Score - Final
Kentucky at Marshall
11/15/25 Cam Henderson Center, Huntington, WV
2025-26 Women's Basketball

Game Time: 1:00 PM
Game Duration: 1:59
Attendance: 3,040

Officials: Demoya Pugh, Royce Blevins, Deanna Jackson

Kentucky - 76 **Record: 5-0**

NO.	Name		Min	FG M-A	3P M-A	FT M-A	Rebounds OR	DR	TOT	Fouls PF	FD	TP	AS	TO	ST	Blocks BS	BA	+/-
0	Jordan Obi	F	30:55	5-12	1-3	6-7	1	3	4	3	9	17	0	4	0	1	1	30
7	Teonni Key	F	21:24	3-6	0-0	4-4	4	0	4	4	2	10	2	1	0	1	1	15
32	Amelia Hassett	F	35:31	3-9	3-9	0-0	6	8	14	2	0	9	1	2	1	2	0	32
13	Clara Strack	C	26:10	5-10	0-1	5-6	5	8	13	3	7	15	1	5	1	1	1	23
5	Tonie Morgan	G	35:44	3-7	0-2	0-0	2	2	4	3	2	6	11	3	1	1	0	35
8	Asia Boone		29:18	4-13	4-11	2-4	1	3	4	2	4	14	1	2	2	0	1	23
20	Kaelyn Carroll		08:37	1-3	0-2	0-0	1	2	3	1	0	2	0	0	0	1	0	0
33	Josie Gilvin		04:03	0-1	0-1	0-0	0	0	0	0	0	0	0	0	1	0	0	-3
4	Lexi Blue		08:18	1-3	1-3	0-0	0	1	1	4	0	3	0	0	0	0	0	5
Team							4	3	7	0		0		1				
Totals				25-64	9-32	17-21	24	30	54	22	24	76	16	18	6	7	4	32

Major Fouls: NONE

Shooting By Period		
1st	FG%	3-17 17.6%
	3PT%	1-8 12.5%
	FT%	2-2 100%
2nd	FG%	9-16 56.3%
	3PT%	3-7 42.9%
	FT%	6-7 85.7%
3rd	FG%	5-15 33.3%
	3PT%	2-8 25.0%
	FT%	4-4 100%
4th	FG%	8-16 50.0%
	3PT%	3-9 33.3%
	FT%	5-8 62.5%
GM	FG%	25-64 39.1%
	3PT%	9-32 28.1%
	FT%	17-21 81.0%

Dead Ball Rebounds: 2, 0

Marshall - 44 **Record: 2-2**

NO.	Name		Min	FG M-A	3P M-A	FT M-A	Rebounds OR	DR	TOT	Fouls PF	FD	TP	AS	TO	ST	Blocks BS	BA	+/-
1	TreShondra Williams	F	14:51	1-4	0-1	1-1	0	1	1	4	2	3	0	0	0	1	0	-10
23	Meredith Maier	F	27:11	1-6	1-3	0-0	1	1	2	2	0	3	0	1	1	1	1	-25
3	Timaya Lewis-Eutsey	G	27:25	2-12	0-3	5-8	3	2	5	4	8	9	1	1	1	0	0	-28
5	Olivia Olson	G	25:51	1-9	1-5	2-2	2	1	3	0	2	5	0	3	2	1	3	-24
20	Peyton Ilderton	G	25:20	2-4	1-2	0-0	0	2	2	3	1	5	2	1	2	0	0	-10
15	Ni'Kiah Chesterfield		10:38	1-1	0-0	0-0	1	2	3	1	0	2	0	1	1	0	0	-4
2	Blessing King		23:53	3-5	0-0	3-8	2	3	5	2	6	9	0	1	3	1	1	-15
0	Timberlynn Yeast		16:53	3-6	0-0	0-1	0	0	0	0	1	6	0	1	2	0	2	-17
24	Kassie Ingram		12:03	0-3	0-2	2-2	0	0	0	3	2	2	0	3	1	0	0	-12
13	Leyocha Marigney		07:23	0-0	0-0	0-0	0	1	1	3	0	0	0	3	0	0	0	-10
30	Aarionna Redman		08:32	0-0	0-0	0-0	0	0	0	2	0	0	0	1	2	0	0	-5
Team							2	4	6	0		0		2				
Totals				14-50	3-16	13-22	11	17	28	24	22	44	3	18	15	4	7	-32

Major Fouls: NONE

Shooting By Period		
1st	FG%	2-11 18.2%
	3PT%	1-3 33.3%
	FT%	1-2 50%
2nd	FG%	4-11 36.4%
	3PT%	1-3 33.3%
	FT%	2-4 50%
3rd	FG%	3-15 20.0%
	3PT%	0-5 0.0%
	FT%	4-8 50%
4th	FG%	5-13 38.5%
	3PT%	1-5 20.0%
	FT%	6-8 75%
GM	FG%	14-50 28.0%
	3PT%	3-16 18.8%
	FT%	13-22 59.1%

Dead Ball Rebounds: 4, 0

	UKY	MAR
Biggest lead	34 (4th 1:07)	0 (1st 10:00)
Best Scoring Run	9 (3rd 9:46)	6 (3rd 4:30)
Lead Changes	0	
Times Tied	0	
Time with Lead	39:42	00:00

Points from	UKY	MAR
Turnovers	23	17
Paint	30	20
Second Chance	14	5
Fast Breaks	1	12
Bench	19	19

Period by Period Scoring	1st	2nd	3rd	4th	TOT
UKY	9	27	16	24	76
MAR	6	11	10	17	44

6 #20/18 KENTUCKY 76, PURDUE 35

Nov. 18, 2025 | Historic Memorial Coliseum | Lexington, Ky.

Official Basketball Box Score - Final
Purdue at Kentucky
11/18/25 Historic Memorial Coliseum, Lexington
2025-26 Women's Basketball

Game Time: 7:00 PM
Game Duration: 1:48
Attendance: 4,625

Officials: Tiffany Bird, Brenda Pantoja, Maggie Tieman

Purdue - 35 **Record: 0-1**

NO.	Name		Min	FG M-A	3P M-A	FT M-A	Rebounds OR	DR	TOT	Fouls PF	FD	TP	AS	TO	ST	Blocks BS	BA	+/-
35	Lana McCarthy	F	16:54	0-5	0-1	0-0	1	2	3	4	1	0	1	1	0	1	1	-12
8	Hila Karsh	G	32:23	1-7	1-4	0-0	0	2	2	0	1	3	1	0	0	0	1	-32
23	Kiki Smith	G	19:03	1-8	0-3	0-0	0	4	4	0	0	2	2	0	0	1	2	-17
33	Madison Layden-Zay	G	27:33	2-6	1-2	0-0	0	1	1	2	0	5	1	0	0	0	1	-34
44	Tara Daye	G	25:15	3-11	0-1	4-4	4	6	10	0	3	10	0	0	0	0	2	-25
22	Kendall Puryear		20:04	2-10	0-0	0-1	1	1	2	3	2	4	0	2	1	0	0	-17
3	Nya Smith		13:10	0-5	0-3	0-0	0	3	3	1	0	0	1	2	0	0	1	-14
5	Taylor Feldman		17:55	2-10	1-5	2-2	0	3	3	3	5	7	0	1	0	0	1	-16
13	Saige Stahl		16:24	0-1	0-0	0-2	3	0	3	1	1	0	0	2	0	0	1	-20
55	Avery Gordon		06:13	2-2	0-0	0-0	1	0	1	0	0	4	0	1	0	0	0	-15
11	McKenna Layden		05:06	0-0	0-0	0-0	0	0	0	1	0	0	0	0	0	0	0	-3
Team							3	5	8	0		0		0				
Totals				13-65	3-19	6-9	13	27	40	15	13	35	6	9	1	2	10	-41

Major Fouls: NONE

Shooting By Period		
1st	FG%	9-17 52.9%
	3PT%	4-6 66.7%
	FT%	1-1 100%
2nd	FG%	7-16 43.8%
	3PT%	2-7 28.6%
	FT%	5-6 83.3%
3rd	FG%	4-14 28.6%
	3PT%	0-6 0.0%
	FT%	7-8 87.5%
4th	FG%	6-16 37.5%
	3PT%	5-11 45.5%
	FT%	0-0 0%
GM	FG%	26-63 41.3%
	3PT%	11-30 36.7%
	FT%	13-15 86.7%

Dead Ball Rebounds: 2, 0

Kentucky - 76 **Record: 1-0**

NO.	Name		Min	FG M-A	3P M-A	FT M-A	Rebounds OR	DR	TOT	Fouls PF	FD	TP	AS	TO	ST	Blocks BS	BA	+/-
0	Jordan Obi	F	26:26	6-10	2-4	3-4	3	5	8	0	3	17	0	0	1	1	1	28
7	Teonni Key	F	27:17	1-8	0-2	4-4	2	5	7	2	2	6	3	1	0	3	1	26
32	Amelia Hassett	F	29:06	4-8	3-7	0-0	0	4	4	4	1	11	0	1	1	1	0	29
13	Clara Strack	C	26:25	7-14	1-4	2-2	1	12	13	1	4	17	2	1	0	5	0	41
5	Tonie Morgan	G	22:09	3-7	1-2	4-5	0	2	2	3	4	11	6	2	0	0	0	20
8	Asia Boone		31:09	2-10	2-7	0-0	0	3	3	1	1	6	3	0	0	0	0	32
20	Kaelyn Carroll		08:11	1-1	1-1	0-0	0	3	3	0	0	3	0	1	0	0	0	8
4	Lexi Blue		17:12	1-3	1-3	0-0	1	1	2	1	0	3	0	0	0	0	0	11
33	Josie Gilvin		09:56	1-2	0-0	0-0	1	0	1	1	0	2	2	0	0	0	0	10
11	Gabby Brooks		02:09	0-0	0-0	0-0	0	0	0	0	0	0	0	0	0	0	0	0
Team							2	4	6	0		0		0				
Totals				26-63	11-30	13-15	10	39	49	13	15	76	16	6	2	10	2	41

Major Fouls: NONE

Shooting By Period		
1st	FG%	6-16 37.5%
	3PT%	2-5 40.0%
	FT%	2-2 100%
2nd	FG%	7-13 53.8%
	3PT%	1-3 33.3%
	FT%	2-2 100%
3rd	FG%	3-20 15.0%
	3PT%	0-3 0.0%
	FT%	0-0 0%
4th	FG%	8-14 57.1%
	3PT%	3-5 60.0%
	FT%	2-3 66.7%
GM	FG%	25-63 39.7%
	3PT%	6-16 37.5%
	FT%	6-7 85.7%

Dead Ball Rebounds: 0, 0

	PUR	UK
Biggest lead	0 (1st 10:00)	41 (4th 3:31)
Best Scoring Run	5 (3rd 4:20)	11 (4th 9:29)
Lead Changes	0	
Times Tied	0	
Time with Lead	00:00	39:45

Points from	PUR	UK
Turnovers	4	13
Paint	16	18
Second Chance	2	7
Fast Breaks	0	9
Bench	15	14

Period by Period Scoring	1st	2nd	3rd	4th	TOT
PUR	13	13	5	4	35
UK	23	21	15	17	76

7 #20/18 KENTUCKY 72, #21/19 LOUISVILLE 62

Nov. 22, 2025 | KFC Yum! Center | Louisville, Ky.

Official Basketball Box Score - Final
Kentucky at Louisville
11/22/25 KFC Yum! Center, Louisville, KY
2025-26 Women's Basketball

Game Time: 2:06 PM
Game Duration: 1:39
Attendance: 10,442

Officials: Pualani Spurlock, Gina Cross, Jeff Wooten

Kentucky - 72 **Record: 7-0**

NO.	Name		Min	FG M-A	3P M-A	FT M-A	Rebounds OR	DR	TOT	Fouls PF	FD	TP	AS	TO	ST	Blocks BS	BA	+/-
0	Jordan Obi	F	33:39	5-7	0-2	0-0	1	4	5	3	0	10	0	4	0	0	0	2
7	Teonni Key	F	32:19	8-13	0-1	1-1	2	6	8	1	2	17	1	3	1	4	1	2
32	Amelia Hassett	F	36:07	2-8	2-8	0-0	0	7	7	2	1	6	1	0	1	2	0	11
13	Clara Strack	C	36:34	7-12	1-1	2-3	1	9	10	3	4	17	3	2	2	2	0	6
5	Tonie Morgan	G	37:48	8-16	0-0	3-4	2	3	5	1	6	19	7	1	1	0	0	12
8	Asia Boone		13:26	0-1	0-1	0-0	1	2	3	0	0	0	2	0	0	0	0	6
4	Lexi Blue		10:07	1-2	1-2	0-0	1	2	3	0	0	3	1	0	0	0	0	11
Team							0	0	0	0		0		0				
Totals				31-59	4-15	6-8	8	33	41	10	13	72	13	12	5	8	1	10

Major Fouls: NONE

Shooting By Period		
1st	FG%	8-14 57.1%
	3PT%	1-2 50.0%
	FT%	2-3 66.7%
2nd	FG%	8-15 53.3%
	3PT%	1-2 50.0%
	FT%	1-1 100%
3rd	FG%	9-19 47.4%
	3PT%	2-8 25.0%
	FT%	0-0 0%
4th	FG%	6-11 54.5%
	3PT%	0-3 0.0%
	FT%	3-4 75%
GM	FG%	31-59 52.5%
	3PT%	4-15 26.7%
	FT%	6-8 75.0%

Dead Ball Rebounds: 1, 0

Louisville - 62 **Record: 4-2**

NO.	Name		Min	FG M-A	3P M-A	FT M-A	Rebounds OR	DR	TOT	Fouls PF	FD	TP	AS	TO	ST	Blocks BS	BA	+/-
0	Laura Ziegler	F	36:02	6-15	4-7	2-2	1	10	11	2	3	18	2	1	1	1	2	-4
4	Mackenly Randolph	F	21:41	1-1	0-0	0-0	1	0	1	3	0	2	2	0	0	0	0	-5
11	Elif Istanbulluoglu	F	26:44	3-6	0-1	1-1	1	2	3	1	4	7	0	0	0	0	0	-23
1	Reyna Scott	G	26:40	2-7	0-0	0-0	0	1	1	1	0	4	2	1	3	0	3	-9
22	Tajianna Roberts	G	38:39	10-18	2-5	0-0	0	1	1	1	0	22	2	2	1	0	1	-8
2	Imari Berry		22:27	1-7	0-2	1-2	2	2	4	2	1	3	4	1	1	0	1	0
23	Skylar Jones		15:28	1-5	0-1	2-2	0	3	3	1	1	4	1	1	1	0	1	-5
12	Yevheniia Putra		03:46	0-3	0-0	0-0	0	0	0	1	0	0	0	0	0	0	0	-6
9	Anaya Hardy		08:33	1-1	0-0	0-0	0	2	2	1	1	2	0	0	0	0	0	10
Team							1	0	1	0		0		0				
Totals				25-63	6-16	6-7	6	21	27	13	10	62	13	6	7	1	8	-10

Major Fouls: NONE

Shooting By Period		
1st	FG%	7-16 43.8%
	3PT%	2-5 40.0%
	FT%	2-2 100%
2nd	FG%	7-13 53.8%
	3PT%	1-3 33.3%
	FT%	2-2 100%
3rd	FG%	3-20 15.0%
	3PT%	0-3 0.0%
	FT%	0-0 0%
4th	FG%	8-14 57.1%
	3PT%	3-5 60.0%
	FT%	2-3 66.7%
GM	FG%	25-63 39.7%
	3PT%	6-16 37.5%
	FT%	6-7 85.7%

Dead Ball Rebounds: 0, 0

	UK	LOU
Biggest lead	18 (3rd 1:16)	6 (2nd 6:57)
Best Scoring Run	13 (3rd 1:16)	10 (1st 3:44)
Lead Changes	16	
Times Tied	5	
Time with Lead	30:37	07:50

Points from	UK	LOU
Turnovers	10	12
Paint	40	24
Second Chance	13	8
Fast Breaks	4	7
Bench	3	9

Period by Period Scoring	1st	2nd	3rd	4th	TOT
UK	19	18	20	15	72
LOU	18	17	6	21	62

8 #7/6 MARYLAND 74, #16/15 KENTUCKY 66

Nov. 26, 2025 | Coliseo Guillermo Angulo Carolina | San Juan, Puerto Rico

Official Basketball Box Score - Final
Kentucky at Maryland
11/26/25 Coliseo Guillermo Angulo, Carolina
2025-26 Women's Basketball

Game Time: 6:30 PM
Game Duration: 1:47
Attendance: 250

Officials: Missy Brooks, Cheryll Blue, Henry Sevilla

Kentucky - 66 **Record: 7-1**

NO.	Name		Min	FG M-A	3P M-A	FT M-A	Rebounds OR	DR	TOT	Fouls PF	FD	TP	AS	TO	ST	Blocks BS	BA	+/-
0	Jordan Obi	F	26:44	2-6	0-2	2-2	3	5	8	2	1	6	0	3	2	0	0	-15
7	Teonni Key	F	13:38	2-4	0-0	0-0	0	0	0	5	1	4	0	0	0	0	0	-4
32	Amelia Hassett	F	32:55	4-10	2-7	0-0	0	4	4	1	2	10	4	3	0	3	0	-1
13	Clara Strack	C	39:13	4-9	1-1	0-2	4	5	9	3	3	9	2	2	0	2	0	-8
5	Tonie Morgan	G	37:20	7-11	4-5	4-4	1	3	4	4	2	22	8	8	2	1	1	-4
8	Asia Boone		31:36	5-12	3-9	0-0	0	3	3	2	2	13	1	2	1	0	0	4
20	Kaelyn Carroll		03:04	0-2	0-1	0-0	0	0	0	0	0	0	0	0	0	0	0	-3
4	Lexi Blue		12:52	1-4	0-3	0-0	1	3	4	0	0	2	1	0	0	0	0	-5
33	Josie Gilvin		02:40	0-0	0-0	0-0	0	0	0	0	0	0	0	0	0	0	0	-4
Team							1	5	6	0		0		2				
Totals				25-58	10-28	6-8	10	28	38	17	11	66	16	20	5	6	1	-8

Major Fouls: NONE

Shooting By Period		
1st	FG%	5-15 33.3%
	3PT%	0-3 0.0%
	FT%	2-2 100%
2nd	FG%	6-15 40.0%
	3PT%	4-11 36.4%
	FT%	0-0 0%
3rd	FG%	6-11 54.5%
	3PT%	3-5 60.0%
	FT%	2-4 50%
4th	FG%	8-17 47.1%
	3PT%	3-9 33.3%
	FT%	2-2 100%
GM	FG%	25-58 43.1%
	3PT%	10-28 35.7%
	FT%	6-8 75.0%

Dead Ball Rebounds: 1, 0

Maryland - 74 **Record: 8-0**

NO.	Name		Min	FG M-A	3P M-A	FT M-A	Rebounds OR	DR	TOT	Fouls PF	FD	TP	AS	TO	ST	Blocks BS	BA	+/-
2	Kaylene Smikle	G	22:55	6-12	1-3	9-11	2	3	5	2	6	22	3	3	0	0	2	19
3	Addi Mack	G	40:00	5-9	1-1	4-4	0	5	5	2	3	15	6	2	2	0	0	8
6	Saylor Poffenbarger	G	37:32	3-14	2-7	4-4	0	6	6	1	2	12	1	1	3	0	1	7
7	Oluchi Okananwa	G	35:22	0-7	0-2	4-4	3	3	6	2	3	4	2	4	2	0	2	6
12	Yarden Garzon	G	29:48	6-14	5-10	0-0	0	2	2	3	0	17	1	2	1	1	1	7
9	Isimenme Ozzy-Momodu		03:23	1-3	0-0	0-0	0	0	0	0	0	2	0	0	0	0	0	-2
0	Rainey Welson		06:05	0-1	0-1	0-0	0	0	0	0	0	0	0	0	0	0	0	-1
10	Mir McLean		24:40	1-2	0-0	0-0	4	2	6	1	2	2	0	1	3	0	0	-4
11	Marya Bolko		00:16	0-0	0-0	0-0	0	0	0	0	1	0	0	0	0	0	0	0
Team							4	2	6	0		0		0				
Totals				22-62	9-24	21-23	13	23	36	11	17	74	13	13	11	1	6	8

Major Fouls: NONE

Shooting By Period		
1st	FG%	6-17 35.3%
	3PT%	2-7 28.6%
	FT%	7-7 100%
2nd	FG%	6-17 35.3%
	3PT%	2-4 50.0%
	FT%	4-4 100%
3rd	FG%	7-13 53.8%
	3PT%	4-8 50.0%
	FT%	3-3 100%
4th	FG%	3-15 20.0%
	3PT%	1-5 20.0%
	FT%	7-9 77.8%
GM	FG%	22-62 35.5%
	3PT%	9-24 37.5%
	FT%	21-23 91.3%

Dead Ball Rebounds: 1, 1

	KEN	MAR
Biggest lead	2 (1st 8:52)	20 (3rd 6:04)
Best Scoring Run	8 (3rd 3:23)	10 (1st 7:05)
Lead Changes	1	
Times Tied	1	
Time with Lead	00:25	38:19

Points from	KEN	MAR
Turnovers	18	20
Paint	26	20
Second Chance	8	7
Fast Breaks	6	21
Bench	15	4

Period by Period Scoring	1st	2nd	3rd	4th	TOT
KEN	12	16	17	21	66
MAR	21	18	21	14	74

GAME-BY-GAME REVIEWS

9 — #16/15 Kentucky 101, Morgan State 39

Nov. 28, 2025 | Coliseo Guillermo Angulo Carolina | San Juan, Puerto Rico

Official Basketball Box Score - Final
Morgan St. at Kentucky
11/28/25 Coliseo Guillermo Angulo, San Juan
2025-26 Women's Basketball

Game Time: 6:30 PM
Game Duration: 1:33
Attendance: 250

Officials: Xiomara Cruz, David Jenkins, Henry Sevilla

Morgan St. - 39 Record: 1-8

NO.	Name		Min	FG M-A	3P M-A	FT M-A	Rebounds OR	DR	TOT	Fouls PF	FD	TP	AS	TO	ST	Blocks BS	BA	+/-
23	Maya Woodson	F	17:32	0-0	0-0	2-2	0	1	1	4	1	2	0	1	0	0	0	-31
30	Sierra Headquist	F	22:51	1-1	0-0	0-0	1	2	3	1	0	2	0	2	0	0	0	-33
0	Mihjae Hayes	G	23:34	5-8	2-2	1-2	0	0	0	1	1	13	1	2	0	0	0	-39
2	Gabrielle Johnson	G	23:13	1-6	1-2	2-4	0	1	1	1	2	5	1	3	0	0	0	-34
20	Michaela Bogans	G	20:37	1-6	0-1	2-4	0	3	3	2	2	4	1	1	0	0	3	-36
12	Selina Gutierrez		15:17	0-2	0-1	0-0	0	0	0	0	1	0	0	1	0	1	0	-20
3	Success Prysock		24:59	1-3	0-0	0-2	0	5	5	1	1	2	1	2	0	0	1	-37
14	Tiyanna James		14:03	0-1	0-0	0-0	0	1	1	1	0	0	1	0	0	0	0	-23
4	Ja'la Bannerman		23:16	2-8	1-3	4-4	0	1	1	0	3	9	2	3	0	0	1	-34
22	Jael Butler		09:27	0-0	0-0	0-0	0	1	1	1	0	0	0	0	0	0	0	-17
11	Kimora Daly		05:11	1-2	0-0	0-0	0	0	0	0	0	2	0	1	0	0	1	-6
Team							2	2	4	0		0		6				
Totals				12-37	4-9	11-18	3	17	20	12	11	39	7	22	0	1	6	-62

Major Fouls: NONE

Shooting By Period		
1st FG%	2-10	20.0%
3PT%	0-2	0.0%
FT%	3-6	50%
2nd FG%	4-11	36.4%
3PT%	2-4	50.0%
FT%	3-4	75%
3rd FG%	3-8	37.5%
3PT%	1-2	50.0%
FT%	4-6	66.7%
4th FG%	3-8	37.5%
3PT%	1-1	100.0%
FT%	1-2	50%
GM FG%	12-37	32.4%
3PT%	4-9	44.4%
FT%	11-18	61.1%

Dead Ball Rebounds: 4, 0

Kentucky - 101 Record: 8-1

NO.	Name		Min	FG M-A	3P M-A	FT M-A	Rebounds OR	DR	TOT	Fouls PF	FD	TP	AS	TO	ST	Blocks BS	BA	+/-
0	Jordan Obi	F	18:29	8-10	0-0	1-3	3	3	6	1	4	17	2	1	2	1	0	33
7	Teonni Key	F	19:40	7-7	0-0	2-2	0	4	4	3	1	16	1	0	1	1	0	31
32	Amelia Hassett	F	27:39	1-6	0-5	3-3	3	4	7	2	2	5	3	1	1	2	0	37
13	Clara Strack	C	16:20	6-11	0-1	1-1	3	2	5	1	1	13	2	1	1	1	0	29
5	Tonie Morgan	G	23:35	2-5	0-1	2-2	1	4	5	0	1	6	8	1	0	0	0	41
4	Lexi Blue		21:04	2-7	1-4	1-2	1	0	1	0	1	6	2	0	1	0	0	37
8	Asia Boone		22:36	8-10	5-7	0-0	1	2	3	2	0	21	1	0	0	0	0	34
20	Kaelyn Carroll		24:12	5-11	5-10	0-0	1	4	5	1	1	15	2	0	1	1	1	31
33	Josie Gilvin		16:25	1-1	0-0	0-0	0	0	0	1	1	2	2	0	0	0	0	21
11	Gabby Brooks		10:00	0-1	0-1	0-0	0	0	0	0	0	0	2	0	0	0	0	16
Team							1	2	3	0		0		0				
Totals				40-69	11-29	10-13	14	25	39	11	12	101	25	4	7	6	1	62

Major Fouls: NONE

Shooting By Period		
1st FG%	8-17	47.1%
3PT%	2-5	40.0%
FT%	6-6	100%
2nd FG%	11-20	55.0%
3PT%	1-7	14.3%
FT%	0-2	0%
3rd FG%	13-18	72.2%
3PT%	4-8	50.0%
FT%	0-0	0%
4th FG%	8-14	57.1%
3PT%	4-9	44.4%
FT%	4-5	80%
GM FG%	40-69	58.0%
3PT%	11-29	37.9%
FT%	10-13	76.9%

Dead Ball Rebounds: 1, 0

	MOR	KEN
Biggest lead	1 (1st 9:18)	62 (4th 1:09)
Best Scoring Run	3 (2nd 6:57)	20 (2nd 9:52)
Lead Changes	7	
Times Tied	1	
Time with Lead	01:27	37:51

Points from	MOR	KEN
Turnovers	0	31
Paint	10	50
Second Chance	2	16
Fast Breaks	4	17
Bench	13	44

Period by Period Scoring	1st	2nd	3rd	4th	TOT
MOR	7	13	11	8	39
KEN	24	23	30	24	101

10 — #17/16 Kentucky 64, Miami 48

Dec. 3, 2025 | Watsco Center | Coral Gables, Fla.

Official Basketball Box Score - Final
#17 Kentucky at Miami (FL)
12/03/25 Watsco Center, Coral Gables
2025-26 Women's Basketball

Game Time: 5:00 PM
Game Duration: 1:55
Attendance: 859

Officials: Joseph Vaszily, Angelica Suffren, Teresa Stuck

#17 Kentucky - 64 Record: 9-1

NO.	Name		Min	FG M-A	3P M-A	FT M-A	Rebounds OR	DR	TOT	Fouls PF	FD	TP	AS	TO	ST	Blocks BS	BA	+/-
0	Jordan Obi	F	27:17	3-5	0-0	3-5	1	5	6	1	5	9	0	1	0	0	0	3
7	Teonni Key	F	26:37	4-6	0-0	3-4	1	4	5	3	3	11	2	2	2	0	0	18
32	Amelia Hassett	F	32:57	1-7	1-7	0-0	1	1	2	3	0	3	4	1	1	1	0	26
13	Clara Strack	C	32:57	6-15	1-5	0-0	4	5	9	3	1	13	4	4	4	2	1	22
5	Tonie Morgan	G	34:37	7-14	1-2	5-6	1	1	2	4	5	20	4	3	2	1	0	16
8	Asia Boone		28:25	2-6	2-5	0-0	0	1	1	4	3	6	0	2	0	0	0	5
4	Lexi Blue		14:53	0-1	0-1	0-2	1	0	1	0	1	0	0	0	0	0	0	-7
33	Josie Gilvin		02:17	1-1	0-0	0-0	1	0	1	1	0	2	0	0	0	0	0	-3
Team							1	5	6	0		0		0				
Totals				24-55	5-20	11-17	11	22	33	19	18	64	14	13	9	4	1	16

Major Fouls: NONE

Shooting By Period		
1st FG%	5-17	29.4%
3PT%	1-4	25.0%
FT%	5-5	100%
2nd FG%	4-12	33.3%
3PT%	1-5	20.0%
FT%	1-1	100%
3rd FG%	9-15	60.0%
3PT%	2-5	40.0%
FT%	4-7	57.1%
4th FG%	6-11	54.5%
3PT%	1-6	16.7%
FT%	1-4	25%
GM FG%	24-55	43.6%
3PT%	5-20	25.0%
FT%	11-17	64.7%

Dead Ball Rebounds: 5, 0

Miami (FL) - 48 Record: 5-3

NO.	Name		Min	FG M-A	3P M-A	FT M-A	Rebounds OR	DR	TOT	Fouls PF	FD	TP	AS	TO	ST	Blocks BS	BA	+/-
12	Natalie Wetzel	F	08:30	1-2	0-1	0-0	0	2	2	3	1	2	0	0	0	0	0	-7
0	Ra Shaya Kyle	C	28:52	1-5	0-0	9-10	5	5	10	3	8	11	1	3	0	1	1	-14
5	Ahnay Adams	G	28:50	3-10	0-5	0-0	1	1	2	2	1	6	1	1	1	0	1	-9
14	Gal Raviv	G	31:13	5-11	2-3	0-0	1	1	2	2	2	12	0	6	2	0	0	-17
33	Amarachi Kimpson	G	23:29	2-6	0-3	2-3	1	2	3	0	2	6	0	2	0	0	0	-14
7	Danielle Osho		10:58	0-2	0-2	0-0	0	2	2	0	0	0	0	0	0	2	0	-7
15	Vittoria Blasigh		24:34	2-6	0-3	0-0	0	2	2	0	2	4	0	2	0	0	0	-9
3	Soma Okolo		22:13	1-6	0-1	1-2	0	1	1	3	1	3	1	0	0	0	2	-2
4	Candace Kpetikou		09:27	1-1	0-0	0-0	0	0	0	2	0	2	0	1	0	0	0	-2
23	Meredith Tippner		07:41	0-1	0-0	0-0	0	2	2	2	1	0	0	0	0	0	0	-5
8	Mya Kone		02:37	0-0	0-0	0-0	0	0	0	1	0	0	0	0	0	0	0	3
22	Simone Pelish		01:36	0-0	0-0	2-2	0	1	1	0	1	2	0	0	0	0	0	3
Team							3	2	5	0		0		0				
Totals				16-50	2-18	14-17	11	21	32	18	19	48	3	15	5	1	4	-16

Major Fouls: NONE

Shooting By Period		
1st FG%	6-16	37.5%
3PT%	1-8	12.5%
FT%	0-0	0%
2nd FG%	3-13	23.1%
3PT%	0-2	0.0%
FT%	4-6	66.7%
3rd FG%	5-10	50.0%
3PT%	0-3	0.0%
FT%	5-5	100%
4th FG%	2-11	18.2%
3PT%	1-5	20.0%
FT%	5-6	83.3%
GM FG%	16-50	32.0%
3PT%	2-18	11.1%
FT%	14-17	82.4%

Dead Ball Rebounds: 4, 0

	UK	MIA
Biggest lead	19 (4th 7:32)	2 (1st 9:17)
Best Scoring Run	12 (3rd 4:29)	5 (2nd 7:40)
Lead Changes	3	
Times Tied	4	
Time with Lead	32:36	05:00

Points from	UK	MIA
Turnovers	25	11
Paint	30	20
Second Chance	13	9
Fast Breaks	5	0
Bench	8	11

Period by Period Scoring	1st	2nd	3rd	4th	TOT
UK	16	10	24	14	64
MIA	13	10	15	10	48

11 — #17/16 Kentucky 82, Central Michigan 55

Dec. 7, 2025 | Historic Memorial Coliseum | Lexington, Ky.

Official Basketball Box Score - Final
Central Mich. at Kentucky
12/07/25 Historic Memorial Coliseum, Lexington
2025-26 Women's Basketball

Game Time: 12:00 PM
Game Duration: 1:44
Attendance: 4,290

Officials: Eric Koch, Natasha Brown, Jeff Wooten

Central Mich. - 55 Record: 5-4

NO.	Name		Min	FG M-A	3P M-A	FT M-A	Rebounds OR	DR	TOT	Fouls PF	FD	TP	AS	TO	ST	Blocks BS	BA	+/-
11	Nekhu Mitchell	F	25:57	3-5	1-1	2-2	0	2	2	1	1	9	2	3	1	0	1	-23
21	Zareia Chevre	F	28:14	3-6	0-1	2-2	0	4	4	1	3	8	1	1	0	0	0	-19
25	Ayanna-Sarai Darrington	F	26:29	5-11	0-0	1-3	4	1	5	1	5	11	1	4	0	0	4	-26
0	Madi Morson	G	27:55	5-12	0-1	2-4	0	3	3	3	3	12	1	1	0	0	1	-23
2	Lilah Turnbull	G	17:49	1-6	0-2	0-0	0	0	0	3	1	2	1	0	1	0	0	-22
24	Taylor Anderson		20:35	1-5	0-0	2-2	1	4	5	0	2	4	2	1	0	1	0	-5
10	Rylan Buschell		21:47	0-0	0-0	0-0	0	5	5	1	0	0	0	2	0	0	0	-7
23	Demetria Prewitt		10:55	2-4	0-0	3-4	2	0	2	2	2	7	0	0	0	0	1	2
12	Riley Smith		11:05	1-3	0-1	0-0	1	0	1	1	0	2	0	2	0	0	1	-8
40	Taylor Johnson		05:57	0-1	0-0	0-0	0	0	0	0	1	0	0	0	0	0	0	-4
30	Jayda Mosley		03:17	0-0	0-0	0-0	0	2	2	0	0	0	0	1	0	0	0	0
Team							1	1	2	0		0		0				
Totals				21-53	1-6	12-17	9	22	31	13	18	55	8	15	2	1	8	-27

Major Fouls: NONE

Shooting By Period		
1st FG%	7-14	50.0%
3PT%	0-0	0.0%
FT%	3-4	75%
2nd FG%	9-14	64.3%
3PT%	1-2	50.0%
FT%	2-3	66.7%
3rd FG%	3-12	25.0%
3PT%	0-3	0.0%
FT%	3-4	75%
4th FG%	2-13	15.4%
3PT%	0-1	0.0%
FT%	4-6	66.7%
GM FG%	21-53	39.6%
3PT%	1-6	16.7%
FT%	12-17	70.6%

Dead Ball Rebounds: 2, 0

Kentucky - 82 Record: 10-1

NO.	Name		Min	FG M-A	3P M-A	FT M-A	Rebounds OR	DR	TOT	Fouls PF	FD	TP	AS	TO	ST	Blocks BS	BA	+/-
0	Jordan Obi	F	24:19	7-10	0-1	0-0	0	2	2	3	1	14	3	1	0	0	1	18
7	Teonni Key	F	27:15	8-10	0-0	1-2	3	8	11	2	4	17	1	2	1	2	0	28
32	Amelia Hassett	F	31:04	3-13	2-10	0-0	1	3	4	2	0	8	1	0	0	2	0	27
13	Clara Strack	C	28:14	7-9	0-1	0-0	1	3	4	4	1	14	4	3	3	3	0	31
5	Tonie Morgan	G	31:21	3-8	0-0	6-6	0	3	3	3	6	12	11	0	2	0	0	28
8	Asia Boone		28:07	4-11	3-8	0-0	4	3	7	2	0	11	3	0	1	0	0	9
4	Lexi Blue		17:32	2-5	1-4	1-2	0	0	0	1	1	6	1	0	0	0	0	-3
20	Kaelyn Carroll		06:17	0-1	0-1	0-0	0	1	1	1	0	0	0	0	1	0	0	-3
33	Josie Gilvin		05:51	0-1	0-1	0-0	0	0	0	0	0	0	1	0	0	0	0	0
Team							1	2	3	0		0		2				
Totals				34-68	6-26	8-10	10	25	35	18	13	82	25	8	7	8	1	27

Major Fouls: NONE

Shooting By Period		
1st FG%	11-18	61.1%
3PT%	1-5	20.0%
FT%	2-2	100%
2nd FG%	7-14	50.0%
3PT%	2-4	50.0%
FT%	4-4	100%
3rd FG%	9-17	52.9%
3PT%	1-6	16.7%
FT%	2-4	50%
4th FG%	7-19	36.8%
3PT%	2-11	18.2%
FT%	0-0	0%
GM FG%	34-68	50.0%
3PT%	6-26	23.1%
FT%	8-10	80.0%

Dead Ball Rebounds: 4, 1

	CMU	UK
Biggest lead	0 (1st 10:00)	30 (4th 1:32)
Best Scoring Run	6 (2nd 2:20)	12 (3rd 5:21)
Lead Changes	0	
Times Tied	0	
Time with Lead	00:00	39:21

Points from	CMU	UK
Turnovers	5	15
Paint	26	46
Second Chance	7	6
Fast Breaks	2	9
Bench	13	17

Period by Period Scoring	1st	2nd	3rd	4th	TOT
CMU	17	21	9	8	55
UK	25	20	21	16	82

12 — #15/15 Kentucky 77, Belmont 69

Dec. 14, 2025 | Curb Event Center | Nashville, Tenn.

Official Basketball Box Score - Final
Kentucky at Belmont
12/14/25 Curb Event Center, Nashville
2025-26 Women's Basketball

Game Time: 2:00 PM
Game Duration: 2:03
Attendance: 1,115

Officials: Kylie Galloway, Dawn Marsh, Corey Malone

Kentucky - 77 Record: 11-1

NO.	Name		Min	FG M-A	3P M-A	FT M-A	Rebounds OR	DR	TOT	Fouls PF	FD	TP	AS	TO	ST	Blocks BS	BA	+/-
0	Jordan Obi	F	30:37	4-7	1-2	4-5	7	3	10	2	4	13	2	5	0	0	0	20
7	Teonni Key	F	18:38	2-4	0-1	1-2	4	2	6	3	2	5	0	1	1	1	0	8
32	Amelia Hassett	F	38:48	6-15	5-14	2-2	1	9	10	1	2	19	1	1	1	1	0	8
13	Clara Strack	C	35:34	8-21	0-5	2-3	3	5	8	4	4	18	1	3	1	2	1	7
5	Tonie Morgan	G	40:00	4-8	1-3	9-10	0	4	4	2	7	18	9	6	1	1	0	8
8	Asia Boone		28:40	1-5	1-5	0-0	0	3	3	4	1	3	4	1	0	0	0	-3
4	Lexi Blue		02:27	0-0	0-0	0-0	0	0	0	1	0	0	0	0	0	1	0	0
20	Kaelyn Carroll		05:16	0-2	0-1	1-2	2	0	2	0	1	1	1	0	0	0	1	-8
Team							2	4	6	0		0		0				
Totals				25-62	8-31	19-24	19	30	49	17	21	77	18	17	4	6	2	8

Major Fouls: NONE

Shooting By Period		
1st FG%	7-17	41.2%
3PT%	1-5	20.0%
FT%	1-2	50%
2nd FG%	8-19	42.1%
3PT%	5-12	41.7%
FT%	4-5	80%
3rd FG%	5-15	33.3%
3PT%	1-9	11.1%
FT%	4-5	80%
4th FG%	5-11	45.5%
3PT%	1-5	20.0%
FT%	10-12	83.3%
GM FG%	25-62	40.3%
3PT%	8-31	25.8%
FT%	19-24	79.2%

Dead Ball Rebounds: 1, 0

Belmont - 69 Record: 4-6

NO.	Name		Min	FG M-A	3P M-A	FT M-A	Rebounds OR	DR	TOT	Fouls PF	FD	TP	AS	TO	ST	Blocks BS	BA	+/-
9	Hilary Fuller	F	22:46	5-15	0-3	1-2	0	1	1	1	3	11	2	3	2	1	2	-9
0	Tuti Jones	G	36:39	6-11	4-9	8-8	0	10	10	3	6	24	5	2	3	0	0	-6
5	Sanaa Tripp	G	33:31	5-12	2-4	4-5	1	1	2	4	3	16	1	0	1	0	1	-8
13	Avery Strickland	G	31:13	0-5	0-3	2-2	1	3	4	4	1	2	2	1	0	0	1	-16
22	Quinn Eubank	G	27:12	3-5	1-1	0-0	0	2	2	2	1	7	1	0	0	0	1	-14
33	KK Brodie		15:02	0-2	0-0	0-0	0	2	2	3	1	0	1	1	1	1	1	1
7	Claire Hyde		09:38	1-3	1-2	0-0	1	0	1	1	1	3	1	0	0	0	0	-2
55	Leah West		13:01	1-1	1-1	0-0	1	1	2	1	0	3	1	0	1	0	0	3
12	Kate McGinnis		10:59	1-5	1-5	0-0	1	0	1	2	1	3	0	3	1	0	0	11
Team							2	2	4	0		0		0				
Totals				22-59	10-28	15-17	7	22	29	21	17	69	14	10	9	2	6	-8

Major Fouls: NONE

Shooting By Period		
1st FG%	5-14	35.7%
3PT%	2-6	33.3%
FT%	2-2	100%
2nd FG%	6-16	37.5%
3PT%	4-11	36.4%
FT%	2-2	100%
3rd FG%	5-15	33.3%
3PT%	2-6	33.3%
FT%	2-2	100%
4th FG%	6-14	42.9%
3PT%	2-5	40.0%
FT%	9-11	81.8%
GM FG%	22-59	37.3%
3PT%	10-28	35.7%
FT%	15-17	88.2%

Dead Ball Rebounds: 2, 0

	KTY	BEL
Biggest lead	17 (3rd 7:16)	0 (1st 10:00)
Best Scoring Run	11 (3rd 7:16)	11 (3rd 2:06)
Lead Changes	0	
Times Tied	3	
Time with Lead	38:10	00:00

Points from	KTY	BEL
Turnovers	9	20
Paint	30	20
Second Chance	16	11
Fast Breaks	12	2
Bench	4	9

Period by Period Scoring	1st	2nd	3rd	4th	TOT
KTY	16	25	15	21	77
BEL	14	18	14	23	69

GAME-BY-GAME REVIEWS

13 #12/13 KENTUCKY 96, WRIGHT STATE 53

Dec. 19, 2025 | Historic Memorial Coliseum | Lexington, Ky.

Official Basketball Box Score - Final
Wright St. at Kentucky
12/19/25 Historic Memorial Coliseum, Lexington
2025-26 Women's Basketball

Game Time: 6:30 PM
Game Duration: 1:45
Attendance: 4,188

Officials: Maggie Tieman, Molly Caldwell, Nicole Brannon

Wright St. - 53 Record: 5-9

NO.	Name		Min	FG M-A	3P M-A	FT M-A	Rebounds OR	DR	TOT	Fouls PF	FD	TP	AS	TO	ST	Blocks BS	BA	+/-
0	Breezie Williams	G	22:42	1-13	0-3	0-0	1	3	4	3	0	2	2	4	0	1	1	-31
1	Rylee Sagester	G	24:45	2-3	2-3	0-0	0	0	0	1	2	6	0	2	0	0	0	-18
5	Claire Henson	G	23:49	3-7	0-0	4-6	1	7	8	1	3	10	2	2	1	1	2	-27
15	Abbie Riddle	G	08:45	4-5	2-2	0-0	0	1	1	5	0	10	0	2	0	0	1	8
21	Lauren Scott	G	23:23	3-7	0-0	2-2	0	2	2	0	1	8	2	0	0	0	0	-13
13	Maja Dilen		18:00	3-7	0-1	1-1	3	2	5	0	1	7	1	0	0	0	1	-24
8	Grace Okih		06:27	0-1	0-0	0-0	0	0	0	2	0	0	0	2	0	1	1	-7
11	Elaina Rager		14:31	0-4	0-3	0-0	0	2	2	3	2	0	0	0	0	0	2	-16
12	Ellie Magestro-Kennedy		15:15	0-3	0-1	0-0	0	1	1	1	0	0	0	1	0	0	0	-25
20	MaKenzie Drout		16:37	3-4	1-1	1-1	1	1	2	0	1	8	0	0	0	0	0	-30
24	Olivia Brown		17:18	0-3	0-0	0-0	0	3	3	1	0	0	3	1	0	0	0	-12
23	Florrie Cotterill		08:28	1-3	0-1	0-0	0	0	0	0	1	2	1	0	0	0	1	-20
Team							2	3	5	0		0		4				
Totals				20-60	5-15	8-10	8	25	33	17	11	53	11	18	1	3	9	-43

Shooting By Period		
1st FG%	5-16	31.3%
3PT%	2-3	66.7%
FT%	1-2	50%
2nd FG%	4-15	26.7%
3PT%	1-5	20.0%
FT%	2-2	100%
3rd FG%	5-13	38.5%
3PT%	1-3	33.3%
FT%	2-3	66.7%
4th FG%	6-16	37.5%
3PT%	1-4	25.0%
FT%	3-3	100%
GM FG%	20-60	33.3%
3PT%	5-15	33.3%
FT%	8-10	80.0%

Major Fouls: NONE

Dead Ball Rebounds: 3, 2

Kentucky - 96 Record: 12-1

NO.	Name		Min	FG M-A	3P M-A	FT M-A	Rebounds OR	DR	TOT	Fouls PF	FD	TP	AS	TO	ST	Blocks BS	BA	+/-
0	Jordan Obi	F	29:51	1-6	0-0	2-2	5	8	13	1	1	4	1	1	0	3	2	32
32	Amelia Hassett	F	17:36	1-4	1-4	0-0	0	3	3	3	0	3	1	0	0	0	0	19
13	Clara Strack	C	26:58	9-18	1-4	7-9	2	5	7	0	5	26	3	0	0	4	0	20
5	Tonie Morgan	G	31:00	7-11	0-2	4-5	1	5	6	0	7	18	6	2	2	2	0	24
8	Asia Boone	G	23:37	6-13	5-11	0-0	0	2	2	1	2	17	4	1	0	0	0	41
4	Lexi Blue		21:01	1-5	1-4	0-0	2	0	2	1	0	3	1	1	0	0	1	23
20	Kaelyn Carroll		25:28	6-12	6-11	0-0	1	4	5	2	0	18	0	0	2	0	0	36
33	Josie Gilvin		14:29	2-4	1-2	2-2	0	2	2	2	2	7	1	0	1	0	0	14
11	Gabby Brooks		10:00	0-1	0-1	0-0	0	0	0	1	0	0	3	0	0	0	0	6
Team							1	2	3	0		0		0				
Totals				33-74	15-39	15-18	12	31	43	11	17	96	20	5	5	9	3	43

Shooting By Period		
1st FG%	11-20	55.0%
3PT%	4-9	44.4%
FT%	5-8	62.5%
2nd FG%	8-18	44.4%
3PT%	6-10	60.0%
FT%	4-4	100%
3rd FG%	6-18	33.3%
3PT%	1-9	11.1%
FT%	4-4	100%
4th FG%	8-18	44.4%
3PT%	4-11	36.4%
FT%	2-2	100%
GM FG%	33-74	44.6%
3PT%	15-39	38.5%
FT%	15-18	83.3%

Major Fouls: NONE

Dead Ball Rebounds: 5, 0

	WS	UK
Biggest lead	3 (1st 9:35)	46 (4th 0:46)
Best Scoring Run	5 (4th 6:52)	22 (2nd 0:20)
Lead Changes	3	
Times Tied	2	
Time with Lead	01:33	37:19

Points from	WS	UK
Turnovers	6	20
Paint	28	24
Second Chance	5	19
Fast Breaks	6	6
Bench	17	28

Period by Period Scoring	1st	2nd	3rd	4th	TOT
WS	13	11	13	16	53
UK	31	26	17	22	96

14 #11/12 KENTUCKY 80, HOFSTRA 42

Dec. 28, 2025 | Historic Memorial Coliseum | Lexington, Ky.

Official Basketball Box Score - Final
Hofstra at Kentucky
12/28/25 Historic Memorial Coliseum, Lexington
2025-26 Women's Basketball

Game Time: 2:00 PM
Game Duration: 1:49
Attendance: 4,609

Officials: Nykesha Thompson, Gina Cross, Brandon Enterline

Hofstra - 42 Record: 2-9

NO.	Name		Min	FG M-A	3P M-A	FT M-A	Rebounds OR	DR	TOT	Fouls PF	FD	TP	AS	TO	ST	Blocks BS	BA	+/-
13	Sandra Magolico	F	22:43	2-8	0-0	0-0	0	3	3	1	0	4	0	0	1	1	5	-30
3	Chloe Sterling	G	30:11	7-14	0-1	2-3	1	1	2	0	2	16	1	1	2	0	1	-25
5	Ema Karim	G	26:54	2-3	0-1	1-2	0	0	0	3	3	5	2	0	0	0	0	-15
10	Alarice Gooden	G	15:31	1-3	0-0	2-2	0	0	0	2	1	4	0	4	0	0	1	-26
25	Micaela Carter	G	32:36	1-8	0-1	0-0	0	1	1	2	0	2	2	2	0	0	2	-33
6	Ayen Angoi		21:46	0-2	0-0	2-2	0	4	4	1	1	2	1	2	0	0	0	-33
2	Emma Von Essen		14:13	0-2	0-0	0-0	0	1	1	0	1	0	0	4	0	0	0	-23
7	Deivejon Harris		17:56	3-7	0-0	1-2	2	3	5	2	3	7	0	1	0	0	0	-11
1	Maddie Pounds		12:04	0-1	0-0	0-0	0	0	0	3	0	0	0	0	1	0	1	4
23	Olivia VanPatten		03:53	0-0	0-0	0-0	0	1	1	0	0	0	0	0	0	0	0	1
32	Michaela Hodge		02:13	0-1	0-0	2-4	0	0	0	0	2	2	0	0	0	0	0	1
Team							4	4	8	0		0		0				
Totals				16-49	0-3	10-15	7	18	25	14	13	42	6	14	4	1	10	-38

Shooting By Period		
1st FG%	7-13	53.8%
3PT%	0-0	0.0%
FT%	1-2	50%
2nd FG%	3-15	20.0%
3PT%	0-2	0.0%
FT%	0-0	0%
3rd FG%	2-10	20.0%
3PT%	0-1	0.0%
FT%	5-6	83.3%
4th FG%	4-11	36.4%
3PT%	0-0	0.0%
FT%	4-7	57.1%
GM FG%	16-49	32.7%
3PT%	0-3	0.0%
FT%	10-15	66.7%

Major Fouls: NONE

Dead Ball Rebounds: 2, 0

Kentucky - 80 Record: 13-1

NO.	Name		Min	FG M-A	3P M-A	FT M-A	Rebounds OR	DR	TOT	Fouls PF	FD	TP	AS	TO	ST	Blocks BS	BA	+/-
0	Jordan Obi	F	25:50	3-6	0-0	0-0	2	1	3	2	0	6	2	1	0	0	0	15
32	Amelia Hassett	F	29:29	6-9	5-8	1-2	1	4	5	1	2	18	4	0	2	1	0	36
13	Clara Strack	C	27:05	11-17	0-3	2-2	1	10	11	3	3	24	2	2	2	7	0	40
5	Tonie Morgan	G	30:59	3-7	0-0	3-6	0	3	3	1	6	9	10	2	1	1	0	38
8	Asia Boone	G	32:53	4-10	3-8	0-0	2	1	3	3	0	11	8	2	1	0	1	35
20	Kaelyn Carroll		21:20	3-8	2-5	1-2	1	4	5	2	2	9	0	0	0	1	0	16
4	Lexi Blue		17:42	1-4	1-3	0-0	1	2	3	0	1	3	0	0	1	0	0	12
33	Josie Gilvin		09:22	0-1	0-0	0-0	2	1	3	0	0	0	1	0	1	0	0	0
11	Gabby Brooks		05:20	0-0	0-0	0-0	0	0	0	1	0	0	0	2	0	0	0	-2
Team							4	3	7	0		0		1				
Totals				31-62	11-27	7-12	14	29	43	13	14	80	27	10	8	10	1	38

Shooting By Period		
1st FG%	10-15	66.7%
3PT%	4-9	44.4%
FT%	2-3	66.7%
2nd FG%	6-16	37.5%
3PT%	2-8	25.0%
FT%	2-3	66.7%
3rd FG%	12-19	63.2%
3PT%	5-8	62.5%
FT%	0-0	0%
4th FG%	3-12	25.0%
3PT%	0-2	0.0%
FT%	3-6	50%
GM FG%	31-62	50.0%
3PT%	11-27	40.7%
FT%	7-12	58.3%

Major Fouls: NONE

Dead Ball Rebounds: 4, 0

	HOF	UK
Biggest lead	0 (1st 10:00)	43 (3rd 1:24)
Best Scoring Run	4 (4th 9:44)	17 (3rd 2:11)
Lead Changes	0	
Times Tied	0	
Time with Lead	00:00	39:32

Points from	HOF	UK
Turnovers	0	20
Paint	22	24
Second Chance	4	12
Fast Breaks	0	6
Bench	11	12

Period by Period Scoring	1st	2nd	3rd	4th	TOT
HOF	15	6	9	12	42
UK	26	16	29	9	80

15 #11/12 KENTUCKY 80, #5/5 LSU 78

Jan. 1, 2026 | Pete Maravich Assembly Center | Baton Rouge, La.

Official Basketball Box Score - Final
Kentucky at LSU
01/01/26 Maravich Assembly Center, Baton Rouge
2025-26 Women's Basketball

Game Time: 7:02 PM
Game Duration: 1:58
Attendance: 11,485

Officials: Tiffany Bird, Ifeyinwa Seales, Toni Patillo

Kentucky - 80 Record: 14-1 (1-0)

NO.	Name		Min	FG M-A	3P M-A	FT M-A	Rebounds OR	DR	TOT	Fouls PF	FD	TP	AS	TO	ST	Blocks BS	BA	+/-
0	Jordan Obi	F	30:53	3-11	0-3	0-0	3	7	10	3	0	6	2	4	0	0	1	3
7	Teonni Key	F	38:58	8-14	0-2	1-1	9	7	16	2	3	17	0	4	1	0	0	1
32	Amelia Hassett	F	16:14	0-4	0-3	0-0	0	0	0	2	0	0	1	1	0	0	0	-15
13	Clara Strack	C	31:12	6-13	0-2	3-7	4	5	9	4	5	15	1	0	1	0	1	8
5	Tonie Morgan	G	39:14	7-10	3-3	7-12	0	3	3	2	9	24	12	0	1	0	1	2
8	Asia Boone		34:42	6-16	5-13	1-2	1	3	4	4	1	18	3	0	1	0	1	10
20	Kaelyn Carroll		05:37	0-1	0-1	0-0	0	2	2	0	0	0	0	0	0	0	0	-3
4	Lexi Blue		03:11	0-0	0-0	0-0	0	0	0	0	0	0	0	0	0	0	0	4
Team							0	1	1	0		0		1				
Totals				30-69	8-27	12-22	17	28	45	17	20	80	19	10	4	0	4	2

Shooting By Period		
1st FG%	9-17	52.9%
3PT%	2-8	25.0%
FT%	2-6	33.3%
2nd FG%	7-19	36.8%
3PT%	1-5	20.0%
FT%	4-5	80%
3rd FG%	8-18	44.4%
3PT%	3-7	42.9%
FT%	0-0	0%
4th FG%	6-15	40.0%
3PT%	2-7	28.6%
FT%	6-11	54.5%
GM FG%	30-69	43.5%
3PT%	8-27	29.6%
FT%	12-22	54.5%

Major Fouls: NONE

Dead Ball Rebounds: 7, 0

LSU - 78 Record: 14-1 (0-1)

NO.	Name		Min	FG M-A	3P M-A	FT M-A	Rebounds OR	DR	TOT	Fouls PF	FD	TP	AS	TO	ST	Blocks BS	BA	+/-
1	Amiya Joyner	F	27:01	7-8	0-0	0-0	1	4	5	1	2	14	0	1	0	1	0	3
13	Kate Koval	F	16:43	1-4	0-0	0-0	1	1	2	5	1	2	0	1	2	1	0	-7
4	Flau'jae Johnson	G	37:54	7-13	0-2	1-1	0	1	1	1	2	15	2	0	3	1	0	4
12	Mikaylah Williams	G	37:36	9-17	3-5	5-6	0	8	8	2	5	26	5	2	0	0	0	-2
30	Jada Richard	G	31:07	4-9	2-4	4-4	0	3	3	4	3	14	2	1	0	0	0	-1
2	Grace Knox		20:37	1-3	0-0	3-4	2	2	4	2	3	5	0	1	0	0	0	-2
23	MiLaysia Fulwiley		16:33	1-6	0-0	0-0	0	1	1	3	1	2	1	1	0	1	0	-6
11	ZaKiyah Johnson		12:29	0-1	0-0	0-0	0	2	2	2	0	0	2	1	0	0	0	1
Team							0	3	3	0		0		0				
Totals				30-61	5-11	13-15	4	25	29	20	17	78	12	8	5	4	0	-2

Shooting By Period		
1st FG%	8-16	50.0%
3PT%	3-7	42.9%
FT%	4-4	100%
2nd FG%	7-15	46.7%
3PT%	0-1	0.0%
FT%	4-5	80%
3rd FG%	11-16	68.8%
3PT%	2-2	100.0%
FT%	0-0	0%
4th FG%	4-14	28.6%
3PT%	0-1	0.0%
FT%	5-6	83.3%
GM FG%	30-61	49.2%
3PT%	5-11	45.5%
FT%	13-15	86.7%

Major Fouls: NONE

Dead Ball Rebounds: 1, 0

	UKY	LSU
Biggest lead	5 (2nd 7:39)	12 (1st 6:04)
Best Scoring Run	13 (1st 1:48)	10 (3rd 3:11)
Lead Changes	13	
Times Tied	7	
Time with Lead	06:01	31:08

Points from	UKY	LSU
Turnovers	10	10
Paint	30	34
Second Chance	18	4
Fast Breaks	7	13
Bench	18	7

Period by Period Scoring	1st	2nd	3rd	4th	TOT
UKY	22	19	19	20	80
LSU	23	18	24	13	78

16 #11/12 KENTUCKY 74, MISSOURI 52

Jan. 4, 2026 | Historic Memorial Coliseum | Lexington, Ky.

Official Basketball Box Score - Final
Missouri at Kentucky
01/04/26 Historic Memorial Coliseum, Lexington, KY
2025-26 Women's Basketball

Game Time: 12:00 PM
Game Duration: 1:36
Attendance: 4,534

Officials: Melissa Barlow, Eric Brewton, Royce Blevins

Missouri - 52 Record: 12-5 (0-2)

NO.	Name		Min	FG M-A	3P M-A	FT M-A	Rebounds OR	DR	TOT	Fouls PF	FD	TP	AS	TO	ST	Blocks BS	BA	+/-
10	Jordana Reisma	F	27:06	3-12	0-4	4-4	2	4	6	3	3	10	0	3	0	0	0	-14
0	Grace Slaughter	G	36:10	6-14	1-3	2-2	1	6	7	1	4	15	2	1	1	0	3	-25
4	Lisa Thompson	G	14:09	1-6	0-1	3-4	0	2	2	0	2	5	2	1	0	0	1	-8
22	Chloe Sotell	G	34:44	0-5	0-5	0-0	2	10	12	2	0	0	1	3	3	1	0	-23
23	Abbey Schreacke	G	30:22	2-6	2-6	0-0	0	5	5	0	0	6	0	0	0	0	0	-17
2	Saniah Tyler		18:41	2-8	2-5	0-0	1	0	1	0	0	6	1	0	0	0	1	-6
11	Jayla Smith		24:01	4-10	0-3	0-0	0	1	1	1	1	8	2	0	0	1	1	-14
12	Ma'Riya Vincent		06:58	1-2	0-0	0-0	0	1	1	2	0	2	0	1	0	1	1	-2
55	Reka Toman		07:49	0-1	0-1	0-0	0	1	1	1	0	0	0	0	0	0	0	-1
Team							1	3	4	0		0		1				
Totals				19-64	5-28	9-10	7	33	40	10	10	52	8	10	4	3	7	-22

Shooting By Period		
1st FG%	6-14	42.9%
3PT%	1-5	20.0%
FT%	4-4	100%
2nd FG%	4-17	23.5%
3PT%	1-6	16.7%
FT%	2-2	100%
3rd FG%	5-18	27.8%
3PT%	2-10	20.0%
FT%	0-0	0%
4th FG%	4-15	26.7%
3PT%	1-7	14.3%
FT%	3-4	75%
GM FG%	19-64	29.7%
3PT%	5-28	17.9%
FT%	9-10	90.0%

Major Fouls: NONE

Dead Ball Rebounds: 1, 0

Kentucky - 74 Record: 15-1 (2-0)

NO.	Name		Min	FG M-A	3P M-A	FT M-A	Rebounds OR	DR	TOT	Fouls PF	FD	TP	AS	TO	ST	Blocks BS	BA	+/-
0	Jordan Obi	F	19:41	5-8	0-1	0-0	1	2	3	4	1	10	1	1	0	0	1	8
7	Teonni Key	F	22:10	2-6	0-0	1-2	1	5	6	0	2	5	1	0	1	0	1	10
32	Amelia Hassett	F	35:01	3-13	2-10	0-0	0	7	7	1	1	8	3	2	2	2	0	25
13	Clara Strack	C	33:18	7-18	3-9	2-2	0	10	10	3	2	19	0	0	2	3	1	16
5	Tonie Morgan	G	38:04	7-11	2-3	2-4	0	2	2	0	4	18	14	3	1	1	0	20
8	Asia Boone		29:54	3-7	3-7	0-0	0	4	4	2	0	9	0	0	1	1	0	28
20	Kaelyn Carroll		07:31	1-1	0-0	0-0	1	1	2	0	0	2	0	1	0	0	0	-4
4	Lexi Blue		12:25	1-2	1-2	0-0	0	3	3	0	0	3	0	1	0	0	0	5
33	Josie Gilvin		01:56	0-0	0-0	0-0	0	0	0	0	0	0	0	0	0	0	0	2
Team							2	2	4	0		0		0				
Totals				29-66	11-32	5-8	5	36	41	10	10	74	19	8	7	7	3	22

Shooting By Period		
1st FG%	10-20	50.0%
3PT%	3-9	33.3%
FT%	1-2	50%
2nd FG%	6-15	40.0%
3PT%	2-6	33.3%
FT%	0-0	0%
3rd FG%	6-16	37.5%
3PT%	2-9	22.2%
FT%	2-2	100%
4th FG%	7-15	46.7%
3PT%	4-8	50.0%
FT%	2-4	50%
GM FG%	29-66	43.9%
3PT%	11-32	34.4%
FT%	5-8	62.5%

Major Fouls: NONE

Dead Ball Rebounds: 2, 2

	MIZ	UK
Biggest lead	3 (1st 9:05)	27 (4th 6:13)
Best Scoring Run	6 (3rd 8:09)	15 (4th 6:13)
Lead Changes	5	
Times Tied	2	
Time with Lead	05:13	33:09

Points from	MIZ	UK
Turnovers	5	9
Paint	24	30
Second Chance	7	7
Fast Breaks	4	0
Bench	16	14

Period by Period Scoring	1st	2nd	3rd	4th	TOT
MIZ	17	11	12	12	52
UK	24	14	16	20	74

GAME-BY-GAME REVIEWS

17 RV/#24 Alabama 64, #6/7 Kentucky 51

Jan. 8, 2026 | Coleman Coliseum | Tuscaloosa, Ala.

Official Basketball Box Score - Final
Kentucky at Alabama
01/08/26 Coleman Coliseum, Tuscaloosa
2025-26 Women's Basketball

Game Time: 6:00 PM
Game Duration: 1:53
Attendance: 2,911

Officials: Joseph Vaszily, Fatou Cissoko-Stephans, Meadow Overstreet

Kentucky - 51 Record: 15-2 (2-1)

NO.	Name		Min	FG M-A	3P M-A	FT M-A	Rebounds OR	DR	TOT	Fouls PF	FD	TP	AS	TO	ST	Blocks BS	BA	+/-
0	Jordan Obi	F	26:01	3-5	1-1	0-2	2	2	4	2	2	7	1	3	1	0	1	0
32	Amelia Hassett	F	37:22	3-9	3-8	0-0	1	5	6	3	1	9	0	4	2	2	0	-11
13	Clara Strack	C	31:57	1-13	0-4	2-5	3	10	13	3	4	4	2	3	2	3	1	-17
5	Tonie Morgan	G	35:39	4-13	0-2	6-7	2	7	9	4	8	14	5	5	1	1	1	-15
8	Asia Boone	G	30:09	4-9	2-5	2-2	1	0	1	5	3	12	1	2	0	0	1	-18
4	Lexi Blue		11:10	0-0	0-0	0-0	0	0	0	1	0	0	1	2	1	0	0	-9
20	Kaelyn Carroll		19:19	2-4	1-2	0-0	1	1	2	0	0	5	0	0	0	0	0	-5
33	Josie Gilvin		08:23	0-1	0-0	0-0	0	0	0	1	0	0	0	1	0	0	0	10
Team							2	1	3	0		0		0				
Totals				17-54	7-22	10-16	12	26	38	19	18	51	10	20	7	6	4	-13

Major Fouls: NONE

Shooting By Period		
1st FG%	5-12	41.7%
3PT%	3-7	42.9%
FT%	3-6	50%
2nd FG%	5-12	41.7%
3PT%	3-6	50.0%
FT%	0-0	0%
3rd FG%	3-16	18.8%
3PT%	0-4	0.0%
FT%	3-5	60%
4th FG%	4-14	28.6%
3PT%	1-5	20.0%
FT%	4-5	80%
GM FG%	17-54	31.5%
3PT%	7-22	31.8%
FT%	10-16	62.5%

Dead Ball Rebounds: 4, 0

Alabama - 64 Record: 16-1 (2-1)

NO.	Name		Min	FG M-A	3P M-A	FT M-A	Rebounds OR	DR	TOT	Fouls PF	FD	TP	AS	TO	ST	Blocks BS	BA	+/-
21	Essence Cody	F	14:43	2-6	0-0	2-3	1	1	2	3	4	6	0	3	2	0	2	10
15	Ta'Mia Scott	G	23:50	0-3	0-0	0-0	0	3	3	2	1	0	2	1	0	1	0	-1
20	Diana Collins	G	37:22	6-16	3-9	1-1	0	4	4	1	5	16	2	1	1	0	2	12
22	Karly Weathers	G	37:53	3-6	1-4	0-0	3	5	8	1	1	7	2	3	7	0	0	13
23	Jessica Timmons	G	38:35	8-16	2-7	6-7	0	4	4	3	5	24	2	4	1	0	0	17
31	Naomi Jones		22:32	2-6	0-0	1-3	5	3	8	3	2	5	0	0	0	3	0	2
1	Ace Austin		16:11	1-4	1-2	1-1	0	3	3	4	0	4	5	3	1	0	2	17
7	Waiata Jennings		04:02	0-1	0-1	0-0	0	0	0	0	1	0	0	0	0	0	0	-5
32	Alancia Ramsey		04:52	1-2	0-0	0-0	0	1	1	1	0	2	0	0	0	0	0	0
Team							4	3	7	0		0		0				
Totals				23-60	7-23	11-15	13	27	40	18	19	64	13	15	12	4	6	13

Major Fouls: NONE

Shooting By Period		
1st FG%	6-16	37.5%
3PT%	1-4	25.0%
FT%	2-2	100%
2nd FG%	8-17	47.1%
3PT%	2-6	33.3%
FT%	3-4	75%
3rd FG%	7-16	43.8%
3PT%	3-7	42.9%
FT%	2-3	66.7%
4th FG%	2-11	18.2%
3PT%	1-6	16.7%
FT%	4-6	66.7%
GM FG%	23-60	38.3%
3PT%	7-23	30.4%
FT%	11-15	73.3%

Dead Ball Rebounds: 2, 0

	UK	ALA
Biggest lead	9 (1st 4:29)	23 (4th 5:06)
Best Scoring Run	10 (1st 4:29)	11 (4th 8:48)
Lead Changes	5	
Times Tied	0	
Time with Lead	10:48	27:46

Points from	UK	ALA
Turnovers	14	21
Paint	12	26
Second Chance	11	20
Fast Breaks	6	8
Bench	5	11

Period by Period Scoring	1st	2nd	3rd	4th	TOT
UK	16	13	9	13	51
ALA	15	21	19	9	64

18 #6/7 Kentucky 63, No. 5/5 Oklahoma 57

Jan. 11, 2026 | Historic Memorial Coliseum | Lexington, Ky.

Official Basketball Box Score - Final
Oklahoma at Kentucky
01/11/26 Historic Memorial Coliseum, Lexington
2025-26 Women's Basketball

Game Time: 4:00 PM
Game Duration: 2:00
Attendance: 5,714

Officials: Gina Cross, Kyle Bacon, Timothy Greene

Oklahoma - 57 Record: 14-3 (2-2)

NO.	Name		Min	FG M-A	3P M-A	FT M-A	Rebounds OR	DR	TOT	Fouls PF	FD	TP	AS	TO	ST	Blocks BS	BA	+/-
6	Sahara Williams	F	32:37	1-7	0-3	0-0	2	6	8	4	1	2	6	5	0	1	2	1
15	Raegan Beers	C	23:24	7-14	0-2	0-1	3	6	9	4	2	14	0	4	0	3	2	-2
2	Aaliyah Chavez	G	40:00	7-23	1-8	3-3	0	4	4	2	2	18	3	1	0	0	1	-6
3	Zya Vann	G	34:05	0-1	0-0	3-3	1	4	5	3	2	3	2	5	3	0	0	-6
12	Payton Verhulst	G	40:00	6-14	1-4	0-0	5	4	9	2	1	13	3	1	1	0	1	-6
21	Brooklyn Stewart		13:21	3-7	0-2	0-0	0	1	1	4	1	6	1	0	0	1	1	1
4	Caya Smith		07:38	0-1	0-0	1-2	1	1	2	0	4	1	0	0	0	0	1	-6
0	Beatrice Culliton		07:13	0-0	0-0	0-0	0	0	0	2	0	0	0	0	1	0	0	-6
22	Keziah Lofton		01:42	0-0	0-0	0-0	0	0	0	1	0	0	0	1	0	0	0	0
Team							1	6	7	0		0		0				
Totals				24-67	2-19	7-9	13	32	45	22	13	57	15	18	4	5	8	-6

Major Fouls: NONE

Shooting By Period		
1st FG%	7-18	38.9%
3PT%	1-7	14.3%
FT%	2-3	66.7%
2nd FG%	7-15	46.7%
3PT%	0-1	0.0%
FT%	3-3	100%
3rd FG%	5-17	29.4%
3PT%	0-4	0.0%
FT%	0-0	0%
4th FG%	5-17	29.4%
3PT%	1-7	14.3%
FT%	2-3	66.7%
GM FG%	24-67	35.8%
3PT%	2-19	10.5%
FT%	7-9	77.8%

Dead Ball Rebounds: 2, 1

Kentucky - 63 Record: 16-2 (3-1)

NO.	Name		Min	FG M-A	3P M-A	FT M-A	Rebounds OR	DR	TOT	Fouls PF	FD	TP	AS	TO	ST	Blocks BS	BA	+/-
0	Jordan Obi	F	26:13	4-11	0-0	3-5	4	2	6	4	6	11	1	0	0	0	2	4
32	Amelia Hassett	F	36:48	2-9	2-9	0-0	1	1	2	1	3	6	1	3	1	2	1	10
13	Clara Strack	C	35:57	6-12	0-3	6-8	3	9	12	3	5	18	1	3	0	3	0	5
5	Tonie Morgan	G	39:45	8-19	2-4	4-5	2	6	8	2	5	22	4	5	2	1	2	6
8	Asia Boone	G	32:24	0-6	0-6	1-2	0	4	4	3	3	1	1	2	0	0	0	-4
4	Lexi Blue		09:31	0-2	0-1	0-0	0	1	1	0	0	0	0	0	0	0	0	-3
20	Kaelyn Carroll		19:22	2-6	1-4	0-0	0	2	2	0	0	5	1	1	1	2	0	12
Team							1	5	6	0		0		1				
Totals				22-65	5-27	14-20	11	30	41	13	22	63	9	15	4	8	5	6

Major Fouls: NONE

Shooting By Period		
1st FG%	4-15	26.7%
3PT%	0-5	0%
FT%	3-5	60%
2nd FG%	8-17	47.1%
3PT%	4-9	44.4%
FT%	3-3	100%
3rd FG%	5-18	27.8%
3PT%	1-8	12.5%
FT%	4-5	80%
4th FG%	5-15	33.3%
3PT%	0-5	0.0%
FT%	4-7	57.1%
GM FG%	22-65	33.8%
3PT%	5-27	18.5%
FT%	14-20	70.0%

Dead Ball Rebounds: 5, 0

	OU	UK
Biggest lead	13 (2nd 7:17)	6 (4th 0:02)
Best Scoring Run	10 (1st 5:07)	7 (3rd 4:12)
Lead Changes	4	
Times Tied	8	
Time with Lead	17:06	15:37

Points from	OU	UK
Turnovers	10	7
Paint	38	34
Second Chance	13	9
Fast Breaks	2	7
Bench	7	5

Period by Period Scoring	1st	2nd	3rd	4th	TOT
OU	17	17	10	13	57
UK	11	23	15	14	63

19 #6/7 Kentucky 94, Florida 89

Jan. 15, 2026 | Historic Memorial Coliseum | Lexington, Ky.

Official Basketball Box Score - Final
Florida at Kentucky
01/15/26 Historic Memorial Coliseum, Lexington
2025-26 Women's Basketball

Game Time: 7:00 PM
Game Duration: 2:00
Attendance: 3,368

Officials: Roy Gulbeyan, Talisa Green, Eric Koch

Florida - 89 Record: 12-8 (0-5)

NO.	Name		Min	FG M-A	3P M-A	FT M-A	Rebounds OR	DR	TOT	Fouls PF	FD	TP	AS	TO	ST	Blocks BS	BA	+/-
8	Me'Arah O'Neal	F	28:26	6-12	2-4	9-11	1	3	4	0	8	23	1	0	0	0	1	8
14	Caterina Piatti	F	18:05	2-4	1-2	0-0	0	1	1	2	0	5	0	2	0	0	0	-25
7	Emilija Dakic	G	11:16	0-1	0-1	0-0	0	0	0	0	2	0	0	0	0	0	0	-17
13	Laila Reynolds	G	37:00	3-5	1-1	4-4	0	2	2	3	3	11	4	2	2	0	0	-3
23	Liv McGill	G	38:51	9-19	1-6	1-2	1	4	5	5	3	20	11	6	0	0	2	-3
21	Gift Ezekiel		03:39	0-0	0-0	0-0	0	0	0	0	0	0	0	1	0	0	0	1
2	Nyadieng Yiech		02:51	0-0	0-0	0-0	0	0	0	0	0	0	0	1	0	0	0	-4
1	Jade Weathersby		27:19	7-10	2-4	2-2	1	5	6	4	3	18	0	2	0	0	0	8
9	Alexia Dizeko		28:44	5-5	2-2	0-0	0	3	3	3	0	12	4	0	1	0	0	12
0	Sarah Deng		00:49	0-0	0-0	0-0	0	0	0	0	0	0	0	0	0	0	0	0
12	Daviane Mindoudi		03:00	0-0	0-0	0-0	0	0	0	0	0	0	0	0	0	0	0	-2
Team							3	4	7	0		0		1				
Totals				32-56	9-20	16-19	6	22	28	17	19	89	20	15	3	0	3	-5

Major Fouls: NONE

Shooting By Period		
1st FG%	6-12	50.0%
3PT%	2-6	33.3%
FT%	0-0	0%
2nd FG%	8-14	57.1%
3PT%	4-6	66.7%
FT%	4-5	80%
3rd FG%	11-13	84.6%
3PT%	3-4	75.0%
FT%	10-12	83.3%
4th FG%	7-17	41.2%
3PT%	0-4	0.0%
FT%	2-2	100%
GM FG%	32-56	57.1%
3PT%	9-20	45.0%
FT%	16-19	84.2%

Dead Ball Rebounds: 1, 0

Kentucky - 94 Record: 17-2 (4-1)

NO.	Name		Min	FG M-A	3P M-A	FT M-A	Rebounds OR	DR	TOT	Fouls PF	FD	TP	AS	TO	ST	Blocks BS	BA	+/-
0	Jordan Obi	F	29:53	6-7	0-0	0-0	3	2	5	3	1	12	1	2	1	0	0	2
32	Amelia Hassett	F	36:24	4-10	3-8	1-2	1	7	8	3	2	12	2	0	1	0	0	-1
13	Clara Strack	C	27:51	8-14	3-4	2-2	1	4	5	5	1	21	2	0	0	3	0	9
5	Tonie Morgan	G	38:16	8-9	1-2	9-13	0	1	1	1	9	26	13	7	1	0	0	5
8	Asia Boone	G	38:27	4-15	2-11	2-2	2	1	3	4	3	12	3	1	1	0	0	11
4	Lexi Blue		15:04	3-4	2-3	0-0	0	1	1	1	1	8	0	1	0	0	0	3
20	Kaelyn Carroll		14:05	1-3	1-3	0-0	2	1	3	2	0	3	0	0	0	0	0	-4
Team							1	3	4	0		0		0				
Totals				34-62	12-31	14-19	10	20	30	19	17	94	21	11	4	3	0	5

Major Fouls: NONE

Shooting By Period		
1st FG%	12-18	66.7%
3PT%	5-8	62.5%
FT%	0-0	0%
2nd FG%	6-17	35.3%
3PT%	2-11	18.2%
FT%	2-2	100%
3rd FG%	7-15	46.7%
3PT%	2-7	28.6%
FT%	5-7	71.4%
4th FG%	9-12	75.0%
3PT%	3-5	60.0%
FT%	7-10	70%
GM FG%	34-62	54.8%
3PT%	12-31	38.7%
FT%	14-19	73.7%

Dead Ball Rebounds: 1, 0

	UF	UK
Biggest lead	7 (3rd 0:39)	17 (1st 1:34)
Best Scoring Run	10 (3rd 3:36)	12 (1st 4:27)
Lead Changes	6	
Times Tied	7	
Time with Lead	08:53	26:29

Points from	UF	UK
Turnovers	13	18
Paint	40	28
Second Chance	7	12
Fast Breaks	2	6
Bench	30	11

Period by Period Scoring	1st	2nd	3rd	4th	TOT
UF	14	24	35	16	89
UK	29	16	21	28	94

20 Mississippi State 71, #7/9 Kentucky 59

Jan. 18, 2026 | The Hump | Starkville, Miss.

Official Basketball Box Score - Final
Kentucky at Mississippi St.
01/18/26 Humphrey Coliseum, Starkville
2025-26 Women's Basketball

Game Time: 2:02 PM
Game Duration: 1:55
Attendance: 4,612

Officials: Felicia Grinter, Angel Kent, Fatou Cissoko-Stephens

Kentucky - 59 Record: 17-3 (4-2)

NO.	Name		Min	FG M-A	3P M-A	FT M-A	Rebounds OR	DR	TOT	Fouls PF	FD	TP	AS	TO	ST	Blocks BS	BA	+/-
0	Jordan Obi	F	37:01	6-11	0-1	0-0	3	4	7	5	1	12	1	3	2	1	3	-10
32	Amelia Hassett	F	38:56	4-10	2-7	1-2	2	3	5	3	1	11	0	0	2	0	0	-10
13	Clara Strack	C	39:22	3-16	0-2	4-6	5	10	15	2	5	10	1	0	1	5	2	-10
5	Tonie Morgan	G	36:05	6-14	0-2	3-7	1	2	3	2	7	15	7	1	2	0	1	-9
8	Asia Boone	G	37:35	4-18	3-16	0-0	0	3	3	2	2	11	0	1	1	0	1	-18
4	Lexi Blue		07:24	0-2	0-1	0-0	0	0	0	0	0	0	0	1	0	0	0	1
20	Kaelyn Carroll		01:41	0-1	0-0	0-0	0	0	0	1	0	0	0	0	0	0	0	-3
33	Josie Gilvin		01:56	0-0	0-0	0-0	0	0	0	2	0	0	0	0	0	0	0	-1
Team							1	2	3	0		0		0				
Totals				23-72	5-29	8-15	12	23	35	17	16	59	9	6	8	6	7	-12

Major Fouls: NONE

Shooting By Period		
1st FG%	3-15	20.0%
3PT%	1-3	33.3%
FT%	6-8	75%
2nd FG%	9-20	45.0%
3PT%	2-10	20.0%
FT%	0-0	0%
3rd FG%	5-18	27.8%
3PT%	1-8	12.5%
FT%	0-1	0%
4th FG%	6-19	31.6%
3PT%	1-8	12.5%
FT%	2-6	33.3%
GM FG%	23-72	31.9%
3PT%	5-29	17.2%
FT%	8-15	53.3%

Dead Ball Rebounds: 3, 0

Mississippi St. - 71 Record: 15-5 (2-4)

NO.	Name		Min	FG M-A	3P M-A	FT M-A	Rebounds OR	DR	TOT	Fouls PF	FD	TP	AS	TO	ST	Blocks BS	BA	+/-
25	Favour Nwaedozi	F	36:22	5-10	0-0	0-3	5	16	21	1	5	10	0	2	0	0	3	15
33	Kharyssa Richardson	F	30:44	9-13	1-2	4-6	1	6	7	1	4	23	0	2	0	1	0	21
40	Madison Francis	F	30:56	3-12	0-3	1-2	1	5	6	3	2	7	1	1	0	6	0	12
2	Destiney McPhaul	G	26:35	1-6	0-2	2-2	1	3	4	3	3	4	6	2	0	0	1	17
4	Trayanna Crisp	G	32:18	5-8	4-5	2-2	0	2	2	4	1	16	2	3	0	0	1	14
5	Chandler Prater		19:57	4-5	1-1	0-0	0	5	5	3	0	9	1	4	3	0	0	-10
1	Saniyah King		06:22	0-2	0-2	0-0	0	0	0	1	0	0	0	0	0	0	0	-8
10	Jaylah Lampley		15:53	0-2	0-1	2-2	0	4	4	0	2	2	0	0	0	0	1	-1
85	Melissa Guillet		00:53	0-0	0-0	0-0	0	0	0	0	0	0	0	0	0	0	0	0
Team							3	0	3	0		0		0				
Totals				27-58	6-16	11-17	11	41	52	16	17	71	10	14	3	7	6	12

Major Fouls: NONE

Shooting By Period		
1st FG%	8-17	47.1%
3PT%	1-3	33.3%
FT%	1-2	50%
2nd FG%	3-10	30.0%
3PT%	1-4	25.0%
FT%	5-8	62.5%
3rd FG%	8-14	57.1%
3PT%	1-4	25.0%
FT%	1-3	33.3%
4th FG%	8-17	47.1%
3PT%	3-5	60.0%
FT%	4-4	100%
GM FG%	27-58	46.6%
3PT%	6-16	37.5%
FT%	11-17	64.7%

Dead Ball Rebounds: 3, 0

	UK	STATE
Biggest lead	6 (3rd 8:18)	14 (4th 5:52)
Best Scoring Run	14 (2nd 3:26)	10 (4th 5:52)
Lead Changes	4	
Times Tied	0	
Time with Lead	09:47	29:06

Points from	UK	STATE
Turnovers	15	6
Paint	32	38
Second Chance	5	9
Fast Breaks	8	12
Bench	0	11

Period by Period Scoring	1st	2nd	3rd	4th	TOT
UK	13	20	11	15	59
STATE	18	12	18	23	71

GAME-BY-GAME REVIEWS

21 #17/17 Tennessee 60, #11/12 Kentucky 58

Jan. 22, 2026 | Food City Center | Knoxville, Tenn.

Official Basketball Box Score - Final
Kentucky at Tennessee
01/22/26 Food City Center, Knoxville, Tennessee
2025-2026 Women's Basketball

Game Time: 6:36 PM
Game Duration: 2:05
Attendance: 12,551

Officials: Brenda Pantoja, Denise Brooks, Saif Esho

Kentucky - 58 Record: 17-4 (4-3)

NO.	Name		Min	FG M-A	3P M-A	FT M-A	Rebounds OR	DR	TOT	Fouls PF	FD	TP	AS	TO	ST	Blocks BS	BA	+/-
0	Jordan Obi	F	36:15	5-8	0-0	4-6	3	8	11	2	4	14	2	5	0	3	1	3
32	Amelia Hassett	F	38:43	5-10	4-7	2-4	1	5	6	3	3	16	1	3	0	3	2	-4
13	Clara Strack	C	34:43	2-7	0-1	5-8	4	11	15	4	5	9	0	4	2	1	0	5
5	Tonie Morgan	G	39:15	5-14	1-2	2-4	1	3	4	2	3	13	4	6	3	0	0	0
8	Asia Boone	G	31:00	1-6	1-5	3-3	1	2	3	3	3	6	2	2	0	0	0	3
4	Lexi Blue		17:10	0-1	0-1	0-0	0	0	0	0	0	1	0	0	0	0	0	-12
20	Kaelyn Carroll		02:54	0-1	0-1	0-0	0	0	0	0	0	0	0	0	0	0	0	-5
Team							1	3	4	0		0		1				
Totals				18-47	6-17	16-25	11	32	43	14	18	58	10	21	5	7	3	-2

Major Fouls: NONE

Shooting By Period		
1st FG%	3-14	21.4%
3PT%	0-3	0.0%
FT%	1-2	50%
2nd FG%	6-13	46.2%
3PT%	2-3	66.7%
FT%	1-2	50%
3rd FG%	3-8	37.5%
3PT%	2-4	50.0%
FT%	10-17	58.8%
4th FG%	6-12	50.0%
3PT%	2-7	28.6%
FT%	4-4	100%
GM FG%	18-47	38.3%
3PT%	6-17	35.3%
FT%	16-25	64.0%

Dead Ball Rebounds: 6, 1

Tennessee - 60 Record: 14-3 (6-0)

NO.	Name		Min	FG M-A	3P M-A	FT M-A	Rebounds OR	DR	TOT	Fouls PF	FD	TP	AS	TO	ST	Blocks BS	BA	+/-
11	Zee Spearman	F	22:07	2-8	2-7	2-4	2	1	3	3	4	8	0	1	0	2	1	-1
33	Alyssa Latham	F	26:59	1-3	0-0	0-0	0	2	2	3	1	2	0	1	0	0	0	2
13	Mia Pauldo	G	35:40	9-22	2-11	1-2	2	2	4	3	2	21	2	4	1	0	0	4
25	Deniya Prawl	G	25:40	3-3	1-1	2-4	1	3	4	1	2	9	0	0	4	1	0	10
55	Talaysia Cooper	G	21:23	3-15	1-5	0-0	0	5	5	4	0	7	3	1	5	0	3	5
4	Kaniya Boyd		10:45	1-1	0-0	0-2	1	2	3	1	1	2	1	0	0	0	0	0
7	Lauren Hurst		05:05	0-0	0-0	0-0	0	1	1	0	0	0	0	0	0	0	0	-4
12	Mya Pauldo		04:13	0-1	0-0	0-0	0	0	0	0	0	0	0	0	1	0	1	-4
1	Nya Robertson		20:48	1-9	1-5	0-0	1	1	2	0	1	3	0	0	0	0	1	-3
15	Jaida Civil		23:57	3-5	0-1	2-4	2	4	6	3	3	8	3	1	0	0	1	3
8	Jersey Wolfenbarger		03:24	0-0	0-0	0-0	2	0	2	0	0	0	0	0	0	0	0	-2
Team							3	0	3	0		0		1				
Totals				23-67	7-30	7-16	14	21	35	18	14	60	9	9	11	3	7	2

Major Fouls: NONE

Shooting By Period		
1st FG%	4-16	25.0%
3PT%	1-8	12.5%
FT%	2-2	100%
2nd FG%	6-16	37.5%
3PT%	2-6	33.3%
FT%	4-6	66.7%
3rd FG%	5-17	29.4%
3PT%	2-8	25.0%
FT%	0-4	0%
4th FG%	8-18	44.4%
3PT%	2-8	25.0%
FT%	1-4	25%
GM FG%	23-67	34.3%
3PT%	7-30	23.3%
FT%	7-16	43.8%

Dead Ball Rebounds: 6, 0

	CATS	TENN
Biggest lead	2 (2nd 7:34)	10 (3rd 5:56)
Best Scoring Run	6 (3rd 7:42)	7 (3rd 5:56)
Lead Changes	6	
Times Tied	3	
Time with Lead	02:37	34:48

Points from	CATS	TENN
Turnovers	5	21
Paint	22	20
Second Chance	9	13
Fast Breaks	15	11
Bench	0	13

Period by Period Scoring					
	1st	2nd	3rd	4th	TOT
CATS	7	15	18	18	58
TENN	11	18	12	19	60

22 RV/RV Georgia 72, #11/12 Kentucky 67

Jan. 24, 2026 | Historic Memorial Coliseum | Lexington, Ky.

Official Basketball Box Score - Final
Georgia at Kentucky
01/24/26 Historic Memorial Coliseum, Lexington
2025-26 Women's Basketball

Game Time: 1:00 PM
Game Duration: 1:57
Attendance: 4,195

Officials: Timothy Greene, Marla Gearhart, Molly Caldwell

Georgia - 72 Record: 18-3 (4-3)

NO.	Name		Min	FG M-A	3P M-A	FT M-A	Rebounds OR	DR	TOT	Fouls PF	FD	TP	AS	TO	ST	Blocks BS	BA	+/-
8	Zhen Craft	F	19:54	1-3	0-0	0-0	1	3	4	1	0	2	1	0	0	0	1	11
33	Mia Woolfolk	F	28:23	4-9	0-0	3-4	3	10	13	2	5	11	1	0	0	0	1	10
0	Trinity Turner	G	40:00	5-14	2-5	2-2	1	3	4	0	3	14	3	0	1	1	1	5
2	Savannah Henderson	G	23:49	1-6	1-5	2-2	0	3	3	2	1	5	0	1	1	0	2	-11
3	Dani Carnegie	G	35:42	6-15	1-5	6-6	0	2	2	1	6	19	8	2	1	0	1	-2
22	Vera Ojenuwa		13:56	1-1	0-0	0-0	1	4	5	3	0	2	0	2	0	1	0	-3
4	Miyah Verse		03:18	0-1	0-0	0-0	0	1	1	0	0	0	0	0	0	0	0	0
14	Rylie Theuerkauf		28:15	5-9	4-7	5-6	1	4	5	3	3	19	0	1	1	0	0	12
11	Enjulina Gonzalez		06:43	0-1	0-1	0-0	0	0	0	0	0	0	0	0	0	0	0	3
Team							2	1	3	0		0		3				
Totals				23-59	8-23	18-20	9	31	40	12	18	72	13	9	4	2	6	5

Major Fouls: NONE

Shooting By Period		
1st FG%	9-15	60.0%
3PT%	1-2	50.0%
FT%	2-2	100%
2nd FG%	4-16	25.0%
3PT%	3-8	37.5%
FT%	2-2	100%
3rd FG%	5-15	33.3%
3PT%	4-10	40.0%
FT%	4-6	66.7%
4th FG%	5-13	38.5%
3PT%	0-3	0.0%
FT%	10-10	100%
GM FG%	23-59	39.0%
3PT%	8-23	34.8%
FT%	18-20	90.0%

Dead Ball Rebounds: 3, 0

Kentucky - 67 Record: 17-5 (4-4)

NO.	Name		Min	FG M-A	3P M-A	FT M-A	Rebounds OR	DR	TOT	Fouls PF	FD	TP	AS	TO	ST	Blocks BS	BA	+/-
0	Jordan Obi	F	37:19	5-13	0-2	2-6	4	5	9	5	6	12	0	4	0	1	1	1
32	Amelia Hassett	F	38:12	4-8	4-8	3-3	2	5	7	5	1	15	1	1	1	1	0	-5
13	Clara Strack	C	28:12	3-13	0-1	3-6	1	7	8	3	3	9	2	0	0	2	0	-3
5	Tonie Morgan	G	40:00	4-7	0-0	2-2	1	3	4	2	2	10	12	4	1	2	0	-5
8	Asia Boone	G	35:30	5-11	5-10	0-0	0	3	3	2	0	15	0	0	1	0	1	-4
4	Lexi Blue		09:18	0-2	0-2	0-0	0	0	0	1	0	0	2	1	0	0	0	-5
20	Kaelyn Carroll		11:23	2-4	2-4	0-0	0	1	1	0	0	6	0	1	0	0	0	-2
33	Josie Gilvin		00:07	0-0	0-0	0-0	0	0	0	0	0	0	0	0	0	0	0	-2
Team							0	2	2	0		0		0				
Totals				23-58	11-27	10-17	8	26	34	18	12	67	17	11	3	6	2	-5

Major Fouls: NONE

Shooting By Period		
1st FG%	5-15	33.3%
3PT%	2-6	33.3%
FT%	0-0	0%
2nd FG%	4-11	36.4%
3PT%	1-5	20.0%
FT%	5-8	62.5%
3rd FG%	9-16	56.3%
3PT%	6-8	75.0%
FT%	0-2	0%
4th FG%	5-16	31.3%
3PT%	2-8	25.0%
FT%	5-7	71.4%
GM FG%	23-58	39.7%
3PT%	11-27	40.7%
FT%	10-17	58.8%

Dead Ball Rebounds: 3, 0

	UGA	UK
Biggest lead	12 (2nd 8:26)	3 (3rd 5:29)
Best Scoring Run	11 (2nd 8:26)	7 (1st 4:13)
Lead Changes	2	
Times Tied	2	
Time with Lead	36:10	02:01

Points from	UGA	UK
Turnovers	8	7
Paint	20	16
Second Chance	3	3
Fast Breaks	0	2
Bench	21	6

Period by Period Scoring					
	1st	2nd	3rd	4th	TOT
UGA	21	13	18	20	72
UK	12	14	24	17	67

23 #18/18 Kentucky 93, Arkansas 73

Feb. 1 |Bud Walton Arena | Fayetteville, Ark.

Official Basketball Box Score - Final
Kentucky at Arkansas
02/01/26 Bud Walton Arena, Fayetteville
2025-26 Women's Basketball

Game Time: 1:00 PM
Game Duration: 1:58
Attendance: 3,074

Officials: Nykesha Thompson, Kristen Bell, Travis Jones

Kentucky - 93 Record: 18-5 (5-4)

NO.	Name		Min	FG M-A	3P M-A	FT M-A	Rebounds OR	DR	TOT	Fouls PF	FD	TP	AS	TO	ST	Blocks BS	BA	+/-
0	Jordan Obi	F	29:48	1-5	0-0	2-2	3	3	6	3	1	4	2	2	0	1	0	13
7	Teonni Key	F	32:08	5-12	0-0	5-10	4	6	10	1	8	15	3	1	1	1	0	14
32	Amelia Hassett	F	36:34	5-10	4-9	2-2	2	5	7	4	1	16	2	1	1	1	0	24
13	Clara Strack	C	33:18	13-20	1-4	6-11	6	9	15	2	7	33	0	5	2	0	0	13
5	Tonie Morgan	G	28:20	5-10	0-0	4-5	0	1	1	3	5	14	8	4	0	0	0	24
8	Asia Boone		30:49	4-10	3-8	0-0	0	6	6	2	3	11	2	1	2	0	0	19
4	Lexi Blue		00:53	0-0	0-0	0-0	0	0	0	0	0	0	0	0	0	0	0	-2
20	Kaelyn Carroll		08:10	0-1	0-1	0-0	1	0	1	1	0	0	0	1	0	0	0	-5
Team							2	3	5	0		0		0				
Totals				33-68	8-22	19-30	18	33	51	16	25	93	17	15	6	3	0	20

Major Fouls: Strack (F1) 3rd 5:26

Shooting By Period		
1st FG%	7-17	41.2%
3PT%	2-7	28.6%
FT%	1-1	100%
2nd FG%	6-19	31.6%
3PT%	0-2	0.0%
FT%	5-6	83.3%
3rd FG%	8-19	42.1%
3PT%	2-8	25.0%
FT%	8-15	53.3%
4th FG%	12-13	92.3%
3PT%	4-5	80.0%
FT%	5-8	62.5%
GM FG%	33-68	48.5%
3PT%	8-22	36.4%
FT%	19-30	63.3%

Dead Ball Rebounds: 7, 1

Arkansas - 73 Record: 11-12 (0-8)

NO.	Name		Min	FG M-A	3P M-A	FT M-A	Rebounds OR	DR	TOT	Fouls PF	FD	TP	AS	TO	ST	Blocks BS	BA	+/-
21	Ashlynn Chlarson	C	24:16	1-5	0-2	0-1	3	7	10	4	2	2	0	0	1	0	0	-3
10	Taleyah Jones	G	36:59	4-11	1-5	10-10	0	2	2	0	4	19	0	2	1	0	1	-16
11	Wyvette Mayberry	G	27:37	2-6	2-5	1-2	0	0	0	2	1	7	3	0	1	0	0	2
22	Bonnie Deas	G	22:41	7-14	4-5	0-2	0	3	3	4	2	18	2	2	1	0	1	-1
23	Emily Robinson	G	37:34	8-11	3-6	1-1	0	2	2	3	4	20	6	2	1	0	0	-20
1	Maria Anais Rodriguez		16:10	0-3	0-0	0-0	0	1	1	3	0	0	0	2	0	0	0	-14
3	Harmonie Ware		10:44	2-5	0-1	3-5	0	1	1	3	3	7	1	1	1	0	0	-16
34	Jenna Lawrence		10:40	0-1	0-1	0-0	0	1	1	4	0	0	0	1	1	0	0	-8
15	Jada Bates		10:57	0-3	0-1	0-0	0	0	0	2	0	0	0	2	0	0	1	-22
44	Maryn Archer		00:54	0-0	0-0	0-0	0	0	0	0	0	0	0	0	0	0	0	0
25	Danika Galea		01:28	0-0	0-0	0-0	0	0	0	0	0	0	0	0	0	0	0	-2
Team							1	3	4	0		0		0				
Totals				24-59	10-26	15-21	4	20	24	25	16	73	12	12	7	0	3	-20

Major Fouls: NONE

Shooting By Period		
1st FG%	7-15	46.7%
3PT%	3-6	50.0%
FT%	0-0	0%
2nd FG%	4-14	28.6%
3PT%	0-6	0.0%
FT%	3-4	75%
3rd FG%	4-12	33.3%
3PT%	3-6	50.0%
FT%	10-14	71.4%
4th FG%	9-18	50.0%
3PT%	4-8	50.0%
FT%	2-3	66.7%
GM FG%	24-59	40.7%
3PT%	10-26	38.5%
FT%	15-21	71.4%

Dead Ball Rebounds: 3, 1

	UKY	ARK
Biggest lead	26 (4th 6:24)	3 (1st 4:40)
Best Scoring Run	13 (4th 6:24)	6 (1st 7:14)
Lead Changes	8	
Times Tied	6	
Time with Lead	31:30	05:12

Points from	UKY	ARK
Turnovers	9	18
Paint	40	28
Second Chance	18	0
Fast Breaks	15	4
Bench	11	7

Period by Period Scoring					
	1st	2nd	3rd	4th	TOT
UKY	17	17	26	33	93
ARK	17	11	21	24	73

24 #7/8 Vanderbilt 84, #16/16 Kentucky 83

Feb. 5 | Historic Memorial Coliseum | Lexington, Ky.

Official Basketball Box Score - Final
Vanderbilt at Kentucky
02/05/26 Historic Memorial Coliseum, Lexington
2025-26 Women's Basketball

Game Time: 7:00 PM
Game Duration: 2:03
Attendance: 5,187

Officials: Felicia Grinter, Frank Steratore, Brandon Enterline

Vanderbilt - 84 Record: 22-2 (8-2)

NO.	Name		Min	FG M-A	3P M-A	FT M-A	Rebounds OR	DR	TOT	Fouls PF	FD	TP	AS	TO	ST	Blocks BS	BA	+/-
35	Sacha Washington	F	31:21	7-7	0-0	1-2	2	2	4	3	3	15	3	1	0	0	0	6
1	Mikayla Blakes	G	40:00	13-25	6-9	5-6	1	1	2	2	7	37	4	3	4	0	0	1
3	Aubrey Galvan	G	36:49	4-11	1-6	7-7	1	0	1	3	6	16	7	1	3	0	0	1
13	Justine Pissott	G	30:18	3-7	2-6	0-0	0	5	5	4	0	8	2	0	0	0	0	12
15	Ndjakalenga Mwenentanda	G	11:56	0-4	0-1	0-0	0	0	0	0	0	0	0	0	1	0	0	7
24	Aga Makurat		15:41	3-5	2-4	0-0	0	0	0	1	0	8	0	0	1	0	0	-4
14	Aiyana Mitchell		10:27	0-4	0-0	0-0	1	2	3	1	0	0	0	0	0	0	1	-11
2	Jada Brown		14:05	0-2	0-1	0-0	1	0	1	0	0	0	0	0	0	0	0	-20
8	Ava Black		09:24	0-2	0-1	0-0	0	2	2	2	0	0	0	0	1	0	1	13
Team							0	3	3	0		0		1				
Totals				30-67	11-28	13-15	6	15	21	16	16	84	16	6	10	0	2	1

Major Fouls: NONE

Shooting By Period		
1st FG%	7-17	41.2%
3PT%	3-6	50.0%
FT%	2-2	100%
2nd FG%	6-19	31.6%
3PT%	2-10	20.0%
FT%	1-2	50%
3rd FG%	8-17	47.1%
3PT%	2-5	40.0%
FT%	2-2	100%
4th FG%	9-14	64.3%
3PT%	4-7	57.1%
FT%	8-9	88.9%
GM FG%	30-67	44.8%
3PT%	11-28	39.3%
FT%	13-15	86.7%

Dead Ball Rebounds: 1, 0

Kentucky - 83 Record: 18-6 (5-5)

NO.	Name		Min	FG M-A	3P M-A	FT M-A	Rebounds OR	DR	TOT	Fouls PF	FD	TP	AS	TO	ST	Blocks BS	BA	+/-
0	Jordan Obi	F	16:31	1-4	0-1	1-2	0	1	1	1	1	3	0	0	0	0	0	-10
7	Teonni Key	F	37:28	11-15	0-0	5-8	4	8	12	4	5	27	1	5	1	1	0	1
32	Amelia Hassett	F	36:22	7-12	5-10	0-0	1	4	5	1	0	19	4	1	1	0	0	1
13	Clara Strack	C	40:00	5-9	1-3	3-4	3	12	15	1	4	14	7	6	0	1	0	-1
5	Tonie Morgan	G	37:16	3-9	0-1	2-2	0	1	1	4	6	8	10	4	1	0	0	10
8	Asia Boone		28:12	4-6	4-5	0-0	0	3	3	5	0	12	1	4	0	0	0	-2
20	Kaelyn Carroll		04:11	0-0	0-0	0-0	0	1	1	0	0	0	0	0	0	0	0	-4
Team							0	1	1	0		0		0				
Totals				31-55	10-20	11-16	8	31	39	16	16	83	23	20	3	2	0	-1

Major Fouls: NONE

Shooting By Period		
1st FG%	6-14	42.9%
3PT%	3-5	60.0%
FT%	1-2	50%
2nd FG%	8-12	66.7%
3PT%	3-4	75.0%
FT%	3-4	75%
3rd FG%	8-15	53.3%
3PT%	2-4	50.0%
FT%	2-2	100%
4th FG%	9-14	64.3%
3PT%	2-7	28.6%
FT%	5-8	62.5%
GM FG%	31-55	56.4%
3PT%	10-20	50.0%
FT%	11-16	68.8%

Dead Ball Rebounds: 6, 1

	VU	UK
Biggest lead	10 (4th 6:15)	9 (3rd 2:49)
Best Scoring Run	9 (4th 8:44)	10 (2nd 1:02)
Lead Changes	7	
Times Tied	0	
Time with Lead	23:31	16:10

Points from	VU	UK
Turnovers	25	5
Paint	26	36
Second Chance	14	12
Fast Breaks	6	1
Bench	8	12

Period by Period Scoring					
	1st	2nd	3rd	4th	TOT
VU	19	15	20	30	84
UK	16	22	20	25	83

GAME-BY-GAME REVIEWS

25 #4/4 Texas 64, #18/19 Kentucky 53

Feb. 9, 2026 | Moody Center | Austin, Texas

Official Basketball Box Score - Final
Kentucky at Texas
02/09/26 Moody Center, Austin
2025-26 Women's Basketball

Game Time: 6:30 PM
Game Duration: 2:03
Attendance: 9,572

Officials: Katie Lukanich, Fatou Cissoko-Stephens, Eric Brewton

Kentucky - 53 Record: 18-7 (5-6)

NO.	Name		Min	FG M-A	3P M-A	FT M-A	Rebounds OR	DR	TOT	Fouls PF	FD	TP	AS	TO	ST	Blocks BS	BA	+/-
0	Jordan Obi	F	28:37	0-1	0-0	0-0	0	4	4	2	0	1	1	0	1	0		-6
7	Teonni Key	F	30:10	3-9	0-0	2-5	1	2	3	4	5	8	0	6	1	1	2	-16
32	Amelia Hassett	F	33:46	1-3	1-3	0-0	1	1	2	2	0	3	1	2	1	1	0	-7
13	Clara Strack	C	36:31	5-12	0-4	4-8	4	3	7	3	7	14	2	2	3	2	1	-13
5	Tonie Morgan	G	37:09	4-10	1-1	3-4	1	1	2	2	4	12	4	6	0	0	0	-9
8	Asia Boone		29:37	5-11	4-6	2-2	1	2	3	3	2	16	1	1	0	0	1	-9
20	Kaelyn Carroll		04:10	0-0	0-0	0-0	0	0	0	0	0	0	1	1	0	0	0	5
Team							3	6	9	0		0		4				
Totals				18-46	6-14	11-19	11	19	30	16	18	53	10	23	5	5	4	-11

Major Fouls: NONE

Shooting By Period		
1st FG%	7-13	53.8%
3PT%	3-6	50.0%
FT%	2-2	100%
2nd FG%	3-8	37.5%
3PT%	3-3	100.0%
FT%	0-2	0%
3rd FG%	4-12	33.3%
3PT%	0-3	0.0%
FT%	5-8	62.5%
4th FG%	4-13	30.8%
3PT%	0-2	0.0%
FT%	4-7	57.1%
GM FG%	18-46	39.1%
3PT%	6-14	42.9%
FT%	11-19	57.9%

Dead Ball Rebounds: 6, 0

Texas - 64 Record: 23-2 (8-2)

NO.	Name		Min	FG M-A	3P M-A	FT M-A	Rebounds OR	DR	TOT	Fouls PF	FD	TP	AS	TO	ST	Blocks BS	BA	+/-
11	Justice Carlton	F	24:58	8-12	1-3	0-0	1	2	3	1	1	17	0	2	2	1	1	14
25	Breya Cunningham	F	18:07	2-4	0-0	2-2	2	2	4	5	1	6	2	2	0	1	2	11
35	Madison Booker	F	35:43	1-6	0-1	6-6	3	2	5	3	3	8	4	2	2	0	0	16
3	Rori Harmon	G	30:14	2-4	0-0	1-2	0	3	3	2	2	5	3	1	2	0	1	21
7	Jordan Lee	G	40:00	4-13	2-8	3-4	0	4	4	1	4	13	2	0	2	1	1	11
1	Bryanna Preston		09:46	1-1	0-0	0-0	0	0	0	0	0	2	0	2	0	0	0	-10
00	Kyla Oldacre		21:53	2-3	0-0	5-6	3	3	6	4	4	9	1	3	3	1	0	0
23	Aaliyah Crump		04:17	0-1	0-1	0-0	0	2	2	2	0	0	0	3	0	0	0	-5
32	Teya Sidberry		13:41	2-3	0-0	0-0	0	0	0	0	0	4	0	0	0	0	0	0
21	Ashton Judd		01:21	0-1	0-1	0-2	0	0	0	0	1	0	0	1	0	0	0	-3
Team							1	1	2	0		0		0				
Totals				22-48	3-14	17-22	10	19	29	18	16	64	12	16	11	4	5	11

Major Fouls: NONE

Shooting By Period		
1st FG%	10-14	71.4%
3PT%	0-1	0.0%
FT%	3-4	75%
2nd FG%	6-12	50.0%
3PT%	1-4	25.0%
FT%	2-2	100%
3rd FG%	4-15	26.7%
3PT%	1-5	20.0%
FT%	1-2	50%
4th FG%	2-7	28.6%
3PT%	1-4	25.0%
FT%	11-14	78.6%
GM FG%	22-48	45.8%
3PT%	3-14	21.4%
FT%	17-22	77.3%

Dead Ball Rebounds: 2, 0

	UK	TEXAS
Biggest lead	2 (1st 7:58)	14 (3rd 6:39)
Best Scoring Run	7 (1st 3:55)	13 (3rd 9:29)
Lead Changes	4	
Times Tied	6	
Time with Lead	00:46	35:56

Points from	UK	TEXAS
Turnovers	16	19
Paint	16	30
Second Chance	11	9
Fast Breaks	3	10
Bench	16	15

Period by Period Scoring	1st	2nd	3rd	4th	TOT
UK	19	9	13	12	53
TEXAS	23	15	10	16	64

26 #18/19 Kentucky 75, Texas A&M 55

Feb. 12, 2026 | Historic Memorial Coliseum | Lexington, Ky.

Official Basketball Box Score - Final
Texas A&M at Kentucky
02/12/26 Historic Memorial Coliseum, Lexington
2025-26 Women's Basketball

Game Time: 6:30 PM
Game Duration: 2:08
Attendance: 4,315

Officials: Pualani Spurlock, Billy Smith, Royce Blevins

Texas A&M - 55 Record: 9-11 (2-9)

NO.	Name		Min	FG M-A	3P M-A	FT M-A	Rebounds OR	DR	TOT	Fouls PF	FD	TP	AS	TO	ST	Blocks BS	BA	+/-
32	Lauren Ware	F	19:19	1-4	0-0	1-2	0	0	0	5	2	3	4	1	0	3	0	-14
44	Fatmata Janneh	F	27:36	3-12	0-3	4-4	4	4	8	4	4	10	0	4	0	1	1	-20
1	Ny'Ceara Pryor	G	32:42	7-15	1-2	6-8	2	6	8	2	8	21	3	3	4	1	1	-16
10	Lemyah Hylton	G	23:06	1-6	0-2	1-2	1	0	1	2	1	3	0	2	0	0	1	-7
20	Janae Kent	G	30:55	4-7	0-0	5-6	1	2	3	3	3	13	1	1	1	0	2	-7
25	Salese Blow		14:15	0-0	0-0	1-2	0	0	0	2	1	1	0	1	0	0	0	-11
26	Anita Franchini		13:55	0-0	0-0	0-0	0	0	0	0	0	0	0	0	0	0	0	-13
6	Jordan Webster		11:44	0-3	0-2	0-0	1	2	3	1	1	0	0	3	0	0	1	-15
24	Emerald Parker		02:15	0-0	0-0	0-0	0	0	0	3	0	0	1	0	0	0	0	-3
7	Pien Steenbergen		16:55	2-5	0-2	0-0	0	3	3	1	0	4	0	1	1	1	0	10
4	Chaney Spencer		03:46	0-0	0-0	0-0	0	1	1	0	0	0	0	1	0	0	0	0
11	Talia Kavoka		03:32	0-2	0-0	0-0	0	0	0	1	0	0	0	1	0	0	0	-4
Team							2	3	5	0		0		0				
Totals				18-54	1-11	18-24	11	21	32	24	20	55	9	18	6	6	6	-20

Major Fouls: Parker (F2) 3rd 6:08

Shooting By Period		
1st FG%	2-14	14.3%
3PT%	0-2	0.0%
FT%	1-2	50%
2nd FG%	5-13	38.5%
3PT%	0-2	0.0%
FT%	3-4	75%
3rd FG%	5-15	33.3%
3PT%	1-4	25.0%
FT%	5-5	100%
4th FG%	6-12	50.0%
3PT%	0-3	0.0%
FT%	9-13	69.2%
GM FG%	18-54	33.3%
3PT%	1-11	9.1%
FT%	18-24	75.0%

Dead Ball Rebounds: 4, 1

Kentucky - 75 Record: 19-7 (6-6)

NO.	Name		Min	FG M-A	3P M-A	FT M-A	Rebounds OR	DR	TOT	Fouls PF	FD	TP	AS	TO	ST	Blocks BS	BA	+/-
7	Teonni Key	F	25:35	2-8	0-0	3-4	5	6	11	4	6	7	2	0	0	2	1	14
32	Amelia Hassett	F	32:33	1-8	0-7	0-0	0	3	3	0	1	2	1	2	0	0	0	18
13	Clara Strack	C	27:20	8-21	0-3	1-5	7	6	13	1	5	17	2	1	0	3	0	23
5	Tonie Morgan	G	32:24	6-11	1-2	6-6	1	2	3	3	4	19	8	4	0	1	1	18
8	Asia Boone	G	33:14	5-11	4-9	5-6	1	1	2	4	5	19	3	5	0	0	1	14
0	Jordan Obi		25:02	3-8	1-1	1-4	3	5	8	2	3	8	2	2	1	0	1	8
20	Kaelyn Carroll		08:11	1-4	1-3	0-0	1	2	3	2	0	3	0	0	1	0	1	-4
4	Lexi Blue		13:59	0-0	0-0	0-0	0	0	0	4	0	0	0	0	1	0	0	8
33	Josie Gilvin		01:42	0-1	0-0	0-0	0	0	0	0	0	0	0	1	0	0	1	1
Team							7	2	9	0		0		0				
Totals				26-72	7-25	16-25	25	27	52	20	24	75	18	15	3	6	6	20

Major Fouls: NONE

Shooting By Period		
1st FG%	11-18	61.1%
3PT%	4-5	80.0%
FT%	1-1	100%
2nd FG%	5-22	22.7%
3PT%	1-10	10.0%
FT%	0-0	0%
3rd FG%	4-15	26.7%
3PT%	0-6	0.0%
FT%	12-18	66.7%
4th FG%	6-17	35.3%
3PT%	2-4	50.0%
FT%	3-6	50%
GM FG%	26-72	36.1%
3PT%	7-25	28.0%
FT%	16-25	64.0%

Dead Ball Rebounds: 8, 0

	A&M	UK
Biggest lead	0 (1st 10:00)	27 (2nd 6:19)
Best Scoring Run	6 (2nd 3:32)	16 (1st 5:24)
Lead Changes	0	
Times Tied	0	
Time with Lead	00:00	39:45

Points from	A&M	UK
Turnovers	14	22
Paint	24	32
Second Chance	10	17
Fast Breaks	4	4
Bench	5	11

Period by Period Scoring	1st	2nd	3rd	4th	TOT
A&M	5	13	16	21	55
UK	27	11	20	17	75

27 #18/19 Kentucky 74, #14/16 Ole Miss 57

Feb. 15, 2026 | Historic Memorial Coliseum | Lexington, Ky.

Official Basketball Box Score - Final
Ole Miss at Kentucky
02/15/26 Historic Memorial Coliseum, Lexington
2025-26 Women's Basketball

Game Time: 2:00 PM
Game Duration: 1:55
Attendance: 5,285

Officials: Gina Cross, Talisa Green, Ifeyinwa Seales

Ole Miss - 57 Record: 20-6 (7-4)

NO.	Name		Min	FG M-A	3P M-A	FT M-A	Rebounds OR	DR	TOT	Fouls PF	FD	TP	AS	TO	ST	Blocks BS	BA	+/-
8	Latasha Lattimore	F	36:06	6-17	0-2	3-4	6	5	11	3	3	15	2	3	0	3	2	-14
12	Christeen Iwuala	F	31:55	3-5	0-0	4-6	3	4	7	2	3	10	2	4	6	2	0	-4
32	Cotie McMahon	F	40:00	4-18	2-5	8-8	0	3	3	1	7	18	1	2	1	0	1	-17
0	Sira Thienou	G	29:24	1-7	0-3	3-3	1	1	2	1	3	5	2	0	0	0	0	-3
21	Debreasha Powe	G	37:53	2-6	1-4	2-2	4	3	7	1	1	7	2	1	0	0	0	-17
10	J'Adore Young		07:29	0-1	0-0	0-0	0	1	1	1	0	0	0	1	0	0	1	-11
22	Denim DeShields		05:45	0-1	0-0	2-2	0	0	0	0	2	2	0	1	0	0	0	1
3	Kaitlin Peterson		07:07	0-0	0-0	0-0	0	0	0	0	0	0	0	1	0	0	0	-10
35	Tianna Thompson		04:21	0-4	0-1	0-0	1	0	1	1	0	0	0	0	0	0	3	-10
Team							3	2	5	0		0		1				
Totals				16-59	3-15	22-25	18	19	37	10	19	57	9	14	7	5	7	-17

Major Fouls: NONE

Shooting By Period		
1st FG%	4-11	36.4%
3PT%	1-3	33.3%
FT%	2-4	50%
2nd FG%	1-17	5.9%
3PT%	0-4	0.0%
FT%	7-8	87.5%
3rd FG%	6-18	33.3%
3PT%	1-4	25.0%
FT%	9-9	100%
4th FG%	5-13	38.5%
3PT%	1-4	25.0%
FT%	4-4	100%
GM FG%	16-59	27.1%
3PT%	3-15	20.0%
FT%	22-25	88.0%

Dead Ball Rebounds: 3, 0

Kentucky - 74 Record: 20-7 (7-6)

NO.	Name		Min	FG M-A	3P M-A	FT M-A	Rebounds OR	DR	TOT	Fouls PF	FD	TP	AS	TO	ST	Blocks BS	BA	+/-
7	Teonni Key	F	24:09	2-4	0-0	0-0	0	5	5	4	1	4	0	4	0	3	2	17
32	Amelia Hassett	F	35:43	3-6	3-6	0-0	0	2	2	2	0	9	2	1	0	1	1	18
13	Clara Strack	C	35:02	11-23	0-3	6-6	3	6	9	3	3	28	1	1	0	2	3	12
5	Tonie Morgan	G	34:25	6-9	0-1	2-3	0	2	2	3	3	14	9	6	0	2	0	17
8	Asia Boone	G	37:22	5-9	4-8	1-1	1	5	6	3	2	15	3	0	2	0	0	15
0	Jordan Obi		23:37	2-5	0-0	0-0	1	0	1	3	1	4	1	2	0	0	0	13
20	Kaelyn Carroll		07:53	0-1	0-1	0-0	0	2	2	1	0	0	1	0	0	0	0	-7
4	Lexi Blue		01:43	0-0	0-0	0-0	0	0	0	0	0	0	0	0	0	0	0	2
33	Josie Gilvin		00:07	0-0	0-0	0-0	0	0	0	0	0	0	0	0	0	0	0	-2
Team							3	3	6	0		0		0				
Totals				29-57	7-19	9-10	8	25	33	19	10	74	17	14	2	7	5	17

Major Fouls: NONE

Shooting By Period		
1st FG%	7-14	50.0%
3PT%	1-3	33.3%
FT%	2-2	100%
2nd FG%	8-17	47.1%
3PT%	5-12	41.7%
FT%	1-1	100%
3rd FG%	5-12	41.7%
3PT%	1-5	20.0%
FT%	5-5	100%
4th FG%	9-14	64.3%
3PT%	0-2	0.0%
FT%	1-2	50%
GM FG%	29-57	50.9%
3PT%	7-19	36.8%
FT%	9-10	90.0%

Dead Ball Rebounds: 2, 0

	OM	UK
Biggest lead	2 (1st 9:03)	24 (2nd 3:18)
Best Scoring Run	10 (3rd 7:42)	19 (2nd 3:18)
Lead Changes	1	
Times Tied	2	
Time with Lead	01:05	36:49

Points from	OM	UK
Turnovers	8	22
Paint	22	30
Second Chance	11	9
Fast Breaks	0	2
Bench	2	4

Period by Period Scoring	1st	2nd	3rd	4th	TOT
OM	11	9	22	15	57
UK	17	22	16	19	74

28 #5/6 Vanderbilt 81, #16/18 Kentucky 79

Feb. 22, 2026 | Memorial Gymnasium | Lexington, Ky.

Official Basketball Box Score - Final
Kentucky at Vanderbilt
02/22/26 Memorial Gymnasium, Nashville
2025-26 Women's Basketball

Game Time: 3:00 PM
Game Duration: 1:59
Attendance: 6,277

Officials: Eric Brewton, Angel Kent, Ashlee Goode

Kentucky - 79 Record: 20-8 (7-7)

NO.	Name		Min	FG M-A	3P M-A	FT M-A	Rebounds OR	DR	TOT	Fouls PF	FD	TP	AS	TO	ST	Blocks BS	BA	+/-
7	Teonni Key	F	30:07	3-5	0-0	4-4	3	5	8	2	2	10	1	2	1	1	1	3
32	Amelia Hassett	F	30:32	5-12	5-12	0-0	0	8	8	3	0	15	0	1	1	1	0	2
13	Clara Strack	C	37:51	7-15	0-2	3-4	4	3	7	1	3	17	2	2	2	4	0	3
5	Tonie Morgan	G	40:00	5-12	0-3	0-0	0	1	1	1	5	10	9	3	2	1	1	-2
8	Asia Boone	G	33:39	5-12	3-10	0-0	0	1	1	4	0	13	1	1	1	0	0	0
0	Jordan Obi		16:47	3-5	0-0	2-3	2	1	3	2	3	8	1	0	2	0	1	-8
4	Lexi Blue		03:43	0-0	0-0	0-0	0	0	0	0	0	0	1	0	0	0	0	-8
20	Kaelyn Carroll		07:21	2-3	2-3	0-0	1	1	2	0	0	6	0	0	0	0	0	0
Team							1	2	3	0		0		1				
Totals				30-64	10-30	9-11	11	22	33	13	13	79	15	10	9	7	3	-2

Major Fouls: Key (F1) 3rd 4:26

Shooting By Period		
1st FG%	9-17	52.9%
3PT%	4-8	50.0%
FT%	4-4	100%
2nd FG%	8-17	47.1%
3PT%	3-12	25.0%
FT%	1-1	100%
3rd FG%	8-16	50.0%
3PT%	1-2	50.0%
FT%	2-3	66.7%
4th FG%	5-14	35.7%
3PT%	2-8	25.0%
FT%	2-3	66.7%
GM FG%	30-64	46.9%
3PT%	10-30	33.3%
FT%	9-11	81.8%

Dead Ball Rebounds: 0, 1

Vanderbilt - 81 Record: 25-3 (11-3)

NO.	Name		Min	FG M-A	3P M-A	FT M-A	Rebounds OR	DR	TOT	Fouls PF	FD	TP	AS	TO	ST	Blocks BS	BA	+/-
14	Aiyana Mitchell	F	26:00	5-7	0-0	2-3	4	5	9	0	2	12	1	3	1	0	2	-4
1	Mikayla Blakes	G	40:00	11-22	3-6	10-13	1	4	5	0	9	35	3	3	2	1	3	2
2	Jada Brown	G	09:02	0-1	0-1	0-0	0	0	0	0	0	0	1	1	0	0	0	-10
13	Justine Pissott	G	37:26	3-11	2-9	0-0	2	4	6	3	1	8	4	2	1	2	0	0
15	Ndjakalenga Mwenentanda	G	04:03	0-0	0-0	0-0	0	0	0	2	0	0	0	1	0	0	0	-10
3	Aubrey Galvan		36:40	9-17	2-7	0-0	0	0	0	2	1	20	5	1	2	0	1	10
8	Ava Black		27:48	3-6	0-1	0-0	3	6	9	4	0	6	0	1	1	0	0	17
32	Aalyah Del Rosario		08:29	0-0	0-0	0-0	0	1	1	2	0	0	0	0	0	0	0	8
30	Trinity Wilson		05:31	0-1	0-0	0-0	1	1	2	0	0	0	1	0	1	0	1	-2
24	Aga Makurat		05:01	0-0	0-0	0-0	1	0	1	0	0	0	0	0	0	0	0	-1
Team							2	3	5	0		0		0				
Totals				31-65	7-24	12-16	14	24	38	13	13	81	15	12	8	3	7	2

Major Fouls: NONE

Shooting By Period		
1st FG%	11-18	61.1%
3PT%	2-6	33.3%
FT%	0-0	0%
2nd FG%	7-16	43.8%
3PT%	4-9	44.4%
FT%	2-2	100%
3rd FG%	6-12	50.0%
3PT%	0-3	0.0%
FT%	5-6	83.3%
4th FG%	7-19	36.8%
3PT%	1-6	16.7%
FT%	5-8	62.5%
GM FG%	31-65	47.7%
3PT%	7-24	29.2%
FT%	12-16	75.0%

Dead Ball Rebounds: 1, 1

	KENT	VANDY
Biggest lead	12 (1st 4:20)	2 (3rd 4:26)
Best Scoring Run	7 (2nd 8:31)	7 (1st 2:48)
Lead Changes	11	
Times Tied	10	
Time with Lead	30:41	03:38

Points from	KENT	VANDY
Turnovers	14	13
Paint	26	30
Second Chance	14	14
Fast Breaks	7	9
Bench	14	26

Period by Period Scoring	1st	2nd	3rd	4th	TOT
KENT	26	20	19	14	79
VANDY	24	20	17	20	81

GAME-BY-GAME REVIEWS

29 #16/18 KENTUCKY 63, AUBURN 56

Feb. 26, 2026 | Neville Arena | Auburn, Ala.

Official Basketball Box Score - Final
Kentucky at Auburn
02/26/26 Neville Arena, Auburn, Ala.
2025-26 Women's Basketball

Game Time: 6:00 PM
Game Duration: 1:47
Attendance: 3,341

Officials: Brenda Pantoja, Nykesha Thompson, Timothy Daley

Kentucky - 63 Record: 21-8 (8-7)

NO.	Name		Min	FG M-A	3P M-A	FT M-A	Rebounds OR	DR	TOT	Fouls PF	FD	TP	AS	TO	ST	Blocks BS	BA	+/-
7	Teonni Key	F	33:37	4-7	0-0	3-4	3	6	9	2	4	11	3	3	0	1	0	0
32	Amelia Hassett	F	31:49	5-8	5-8	0-0	1	5	6	2	0	15	0	1	1	2	0	15
13	Clara Strack	C	27:02	5-10	0-0	2-4	0	5	5	3	4	12	1	4	0	2	0	-2
5	Tonie Morgan	G	39:18	5-13	0-2	1-2	0	1	1	4	3	11	4	7	1	0	1	7
8	Asia Boone	G	33:11	0-6	0-6	0-0	2	1	3	2	1	0	5	0	0	0	0	6
0	Jordan Obi		21:36	3-6	0-1	2-2	1	4	5	1	1	8	0	2	0	0	0	9
20	Kaelyn Carroll		13:27	2-2	2-2	0-0	1	2	3	0	0	6	1	0	0	1	0	0
Team							2	3	5	0		0		0				
Totals				24-52	7-19	8-12	10	27	37	14	13	63	14	17	2	6	1	7

Major Fouls: NONE

Shooting By Period		
1st FG%	7-13	53.8%
3PT%	2-5	40.0%
FT%	3-4	75%
2nd FG%	7-13	53.8%
3PT%	2-6	33.3%
FT%	0-0	0%
3rd FG%	7-11	63.6%
3PT%	2-3	66.7%
FT%	1-4	25%
4th FG%	3-15	20.0%
3PT%	1-5	20.0%
FT%	4-4	100%
GM FG%	24-52	46.2%
3PT%	7-19	36.8%
FT%	8-12	66.7%

Dead Ball Rebounds: 3, 1

Auburn - 56 Record: 14-15 (3-12)

NO.	Name		Min	FG M-A	3P M-A	FT M-A	Rebounds OR	DR	TOT	Fouls PF	FD	TP	AS	TO	ST	Blocks BS	BA	+/-
6	Khady Leye	F	31:32	9-12	0-0	2-2	1	7	8	4	3	20	1	1	2	0	0	1
1	Mya Petticord	G	27:34	1-8	0-6	0-0	0	0	0	0	1	2	1	1	0	0	2	0
2	Ja'Mia Harris	G	26:01	3-7	0-1	0-0	0	0	0	3	2	6	1	2	0	0	2	-3
3	Harissoum Coulibaly	G	36:11	6-14	0-0	1-2	0	3	3	1	2	13	2	2	0	1	1	-7
4	Kaitlyn Duhon	G	33:54	1-5	0-0	5-6	0	3	3	1	5	7	2	0	5	0	0	-10
7	A'riel Jackson		10:23	0-4	0-1	2-2	0	2	2	1	1	2	0	1	0	0	1	-4
0	Angena Belloso		12:42	1-4	1-1	0-0	2	1	3	1	0	3	0	0	0	0	0	-5
11	Syriah Daniels		10:07	0-0	0-0	0-0	0	1	1	1	0	0	0	0	0	0	0	-3
30	Clara Koulibaly		06:30	0-0	0-0	0-0	0	0	0	0	0	0	1	0	0	0	0	-5
10	Sania Richardson		05:06	1-3	1-2	0-0	0	0	0	1	0	3	0	0	0	0	0	1
Team							4	2	6	0		0		1				
Totals				22-57	2-11	10-12	7	19	26	13	14	56	8	8	7	1	6	-7

Major Fouls: NONE

Shooting By Period		
1st FG%	4-15	26.7%
3PT%	0-3	0.0%
FT%	3-4	75%
2nd FG%	6-14	42.9%
3PT%	2-3	66.7%
FT%	2-2	100%
3rd FG%	5-16	31.3%
3PT%	0-3	0.0%
FT%	1-2	50%
4th FG%	7-12	58.3%
3PT%	0-2	0.0%
FT%	4-4	100%
GM FG%	22-57	38.6%
3PT%	2-11	18.2%
FT%	10-12	83.3%

Dead Ball Rebounds: 2, 0

	UK	AUB
Biggest lead	19 (4th 7:46)	2 (1st 9:14)
Best Scoring Run	10 (1st 7:12)	8 (4th 3:22)
Lead Changes	1	
Times Tied	0	
Time with Lead	38:55	00:19

Points from	UK	AUB
Turnovers	9	15
Paint	30	36
Second Chance	10	7
Fast Breaks	2	12
Bench	14	8

Period by Period Scoring	1st	2nd	3rd	4th	TOT
UK	19	16	17	11	63
AUB	11	16	11	18	56

30 #3/3 SOUTH CAROLINA 60, #16/18 KENTUCKY 56

March 1, 2026 | Historic Memorial Coliseum | Lexington, Ky.

Official Basketball Box Score - Final
South Carolina at Kentucky
03/01/26 Historic Memorial Coliseum, Lexington
2025-26 Women's Basketball

Game Time: 2:00 PM
Game Duration: 1:47
Attendance: 6,250

Officials: Billy Smith, Maggie Tieman, Timothy Greene

South Carolina - 60 Record: 29-2 (15-1)

NO.	Name		Min	FG M-A	3P M-A	FT M-A	Rebounds OR	DR	TOT	Fouls PF	FD	TP	AS	TO	ST	Blocks BS	BA	+/-
8	Joyce Edwards	F	35:04	3-11	0-1	3-7	4	5	9	1	5	9	0	2	1	3	2	8
11	Madina Okot	C	26:15	10-15	1-2	0-0	4	9	13	4	0	21	1	1	2	2	0	6
00	Ta'Niya Latson	G	25:00	3-6	1-2	0-0	0	0	0	1	1	7	3	2	0	1	2	-4
5	Tessa Johnson	G	33:09	5-15	2-10	0-0	0	1	1	0	2	12	4	3	0	0	1	4
25	Raven Johnson	G	37:16	5-9	1-2	0-0	0	1	1	3	0	11	5	1	1	0	0	0
30	Maryam Dauda		08:40	0-0	0-0	0-0	1	2	3	0	0	0	0	0	1	1	0	5
44	Agot Makeer		04:40	0-1	0-0	0-0	0	0	0	0	0	0	0	1	0	0	0	3
1	Maddy McDaniel		19:55	0-3	0-0	0-0	0	2	2	1	1	0	2	1	0	0	0	9
31	Alicia Tournebize		06:14	0-0	0-0	0-0	0	2	2	0	0	0	0	0	1	1	0	-5
24	Ayla McDowell		03:47	0-1	0-1	0-0	0	1	1	0	0	0	0	0	0	0	0	-6
Team							2	0	2	0		0		0				
Totals				26-61	5-18	3-7	11	23	34	10	9	60	16	11	6	8	5	4

Major Fouls: NONE

Shooting By Period		
1st FG%	8-13	61.5%
3PT%	2-4	50.0%
FT%	1-3	33.3%
2nd FG%	5-17	29.4%
3PT%	2-8	25.0%
FT%	2-2	100%
3rd FG%	10-15	66.7%
3PT%	1-1	100.0%
FT%	0-2	0%
4th FG%	3-16	18.8%
3PT%	0-5	0.0%
FT%	0-0	0%
GM FG%	26-61	42.6%
3PT%	5-18	27.8%
FT%	3-7	42.9%

Dead Ball Rebounds: 2, 1

Kentucky - 56 Record: 21-9 (8-8)

NO.	Name		Min	FG M-A	3P M-A	FT M-A	Rebounds OR	DR	TOT	Fouls PF	FD	TP	AS	TO	ST	Blocks BS	BA	+/-
7	Teonni Key	F	30:47	3-13	0-0	0-0	5	2	7	1	1	6	2	1	0	1	3	-5
32	Amelia Hassett	F	36:39	2-4	2-3	0-0	0	6	6	1	0	6	2	0	1	3	0	0
13	Clara Strack	C	33:59	11-19	0-2	2-4	2	7	9	4	3	24	2	5	1	0	2	5
5	Tonie Morgan	G	24:21	3-11	0-0	0-2	1	0	1	1	2	6	4	4	0	0	1	-18
8	Asia Boone	G	32:08	4-10	3-6	0-0	0	2	2	1	2	11	3	2	0	0	2	9
0	Jordan Obi		26:11	1-4	0-0	1-2	3	5	8	1	2	3	2	1	0	0	0	-8
20	Kaelyn Carroll		15:55	0-2	0-2	0-0	0	2	2	0	0	0	0	0	1	1	0	-3
Team							4	1	5	0		0		0				
Totals				24-63	5-13	3-8	15	25	40	9	10	56	15	13	3	5	8	-4

Major Fouls: NONE

Shooting By Period		
1st FG%	6-17	35.3%
3PT%	1-1	100.0%
FT%	0-2	0%
2nd FG%	6-19	31.6%
3PT%	2-8	25.0%
FT%	0-0	0%
3rd FG%	5-15	33.3%
3PT%	2-2	100.0%
FT%	2-2	100%
4th FG%	7-12	58.3%
3PT%	0-2	0.0%
FT%	1-4	25%
GM FG%	24-63	38.1%
3PT%	5-13	38.5%
FT%	3-8	37.5%

Dead Ball Rebounds: 5, 1

	SC	UK
Biggest lead	14 (2nd 3:45)	2 (1st 7:14)
Best Scoring Run	9 (3rd 2:35)	11 (3rd 9:48)
Lead Changes	6	
Times Tied	3	
Time with Lead	35:44	02:57

Points from	SC	UK
Turnovers	16	11
Paint	36	24
Second Chance	14	8
Fast Breaks	5	0
Bench	0	3

Period by Period Scoring	1st	2nd	3rd	4th	TOT
SC	19	14	21	6	60
UK	13	14	14	15	56

31 #17/19 KENTUCKY 94, ARKANSAS 64

March 4, 2026 | Bon Secours Wellness Arena | Greenville, S.C.

Official Basketball Box Score - Final
Arkansas at Kentucky
03/04/26 Bon Secours Wellness Arena, Greenville, SC
2025-26 Women's Basketball

Game Time: 11:00 AM
Game Duration: 1:49

Officials: Pualani Spurlock, Denise Brooks, Brian Garland

Arkansas - 64 Record: 12-20

NO.	Name		Min	FG M-A	3P M-A	FT M-A	Rebounds OR	DR	TOT	Fouls PF	FD	TP	AS	TO	ST	Blocks BS	BA	+/-
21	Ashlynn Chlarson	C	03:09	0-1	0-0	0-0	0	0	0	4	0	0	0	2	0	0	0	-5
10	Taleyah Jones	G	36:44	7-18	2-5	5-5	0	3	3	2	3	21	3	3	1	0	2	-25
11	Wyvette Mayberry	G	18:53	1-5	1-5	2-2	0	1	1	0	2	5	0	1	0	0	0	-25
22	Bonnie Deas	G	37:21	5-11	0-2	0-0	2	6	8	5	3	10	3	0	4	0	1	-33
23	Emily Robinson	G	38:32	3-9	2-7	0-0	0	1	1	2	0	8	3	1	0	0	1	-33
1	Maria Anais Rodriguez		09:09	2-5	0-2	0-0	0	2	2	2	0	4	0	2	0	0	0	-24
15	Jada Bates		05:05	1-4	0-1	1-1	1	0	1	0	1	3	0	0	1	0	0	-5
25	Danika Galea		05:25	0-0	0-0	0-0	0	1	1	1	1	0	0	0	0	0	0	-7
3	Harmonie Ware		16:16	1-5	0-1	2-2	0	2	2	1	1	4	2	0	0	0	1	6
34	Jenna Lawrence		22:17	3-6	1-4	0-0	1	3	4	1	1	7	0	1	0	0	1	6
44	Maryn Archer		07:10	1-2	0-1	0-0	0	0	0	2	0	2	0	2	2	0	0	-5
Team							3	1	4	0		0		0				
Totals				24-66	6-28	10-10	7	20	27	20	12	64	11	12	8	0	6	-30

Major Fouls: NONE

Shooting By Period		
1st FG%	4-18	22.2%
3PT%	1-7	14.3%
FT%	1-1	100%
2nd FG%	9-18	50.0%
3PT%	2-6	33.3%
FT%	3-3	100%
3rd FG%	4-17	23.5%
3PT%	0-8	0.0%
FT%	2-2	100%
4th FG%	7-13	53.8%
3PT%	3-7	42.9%
FT%	4-4	100%
GM FG%	24-66	36.4%
3PT%	6-28	21.4%
FT%	10-10	100.0%

Dead Ball Rebounds: 0, 1

Kentucky - 94 Record: 22-9

NO.	Name		Min	FG M-A	3P M-A	FT M-A	Rebounds OR	DR	TOT	Fouls PF	FD	TP	AS	TO	ST	Blocks BS	BA	+/-
7	Teonni Key	F	22:28	5-5	0-0	2-2	2	3	5	2	1	12	1	1	0	0	0	31
32	Amelia Hassett	F	29:57	6-11	6-11	0-0	1	4	5	0	0	18	1	2	0	2	0	25
13	Clara Strack	C	22:25	7-12	0-0	6-8	4	9	13	2	6	20	0	1	0	3	0	28
5	Tonie Morgan	G	29:28	5-10	0-1	4-7	0	6	6	1	5	14	10	3	0	0	0	33
8	Asia Boone	G	23:58	3-7	3-6	1-2	0	1	1	3	3	10	4	2	2	0	0	17
0	Jordan Obi		27:20	5-8	1-1	3-3	6	4	10	1	3	14	0	2	0	1	0	21
20	Kaelyn Carroll		22:13	1-9	0-7	0-0	0	4	4	2	1	2	3	1	2	0	0	0
4	Lexi Blue		06:25	0-5	0-3	0-0	0	1	1	0	0	0	0	1	0	0	0	-6
33	Josie Gilvin		11:21	2-2	0-0	0-0	3	1	4	1	1	4	3	1	1	0	0	2
11	Gabby Brooks		04:26	0-1	0-1	0-0	1	0	1	0	0	0	0	0	0	0	0	-1
Team							0	2	2	0		0		0				
Totals				34-70	10-30	16-22	17	35	52	12	20	94	22	14	5	6	0	30

Major Fouls: NONE

Shooting By Period		
1st FG%	9-20	45.0%
3PT%	5-12	41.7%
FT%	6-9	66.7%
2nd FG%	6-16	37.5%
3PT%	1-7	14.3%
FT%	0-0	0%
3rd FG%	9-17	52.9%
3PT%	2-6	33.3%
FT%	8-11	72.7%
4th FG%	10-17	58.8%
3PT%	2-5	40.0%
FT%	2-2	100%
GM FG%	34-70	48.6%
3PT%	10-30	33.3%
FT%	16-22	72.7%

Dead Ball Rebounds: 4, 0

	ARK	UK
Biggest lead	0 (1st 10:00)	36 (4th 3:09)
Best Scoring Run	8 (4th 0:34)	11 (1st 1:01)
Lead Changes	0	
Times Tied	0	
Time with Lead	00:00	39:51

Points from	ARK	UK
Turnovers	15	16
Paint	30	40
Second Chance	4	17
Fast Breaks	6	2
Bench	20	20

Period by Period Scoring	1st	2nd	3rd	4th	TOT
ARK	10	23	10	21	64
UK	29	13	28	24	94

32 #17/19 KENTUCKY 76, #22/22 GEORGIA 61

March 5, 2026 | Bon Secours Wellness Arena | Greenville, S.C.

Official Basketball Box Score - Final
Kentucky at Georgia
03/05/26 Bon Secours Wellness Arena, Greenville
2025-26 Women's Basketball

Game Time: 11:00 AM
Game Duration: 1:55

Officials: Tiffany Bird, Eric Brewton, Natasha Camy

Kentucky - 76 Record: 23-9

NO.	Name		Min	FG M-A	3P M-A	FT M-A	Rebounds OR	DR	TOT	Fouls PF	FD	TP	AS	TO	ST	Blocks BS	BA	+/-
7	Teonni Key	F	34:10	6-10	0-0	2-4	3	9	12	0	2	14	1	5	0	1	0	13
32	Amelia Hassett	F	34:28	1-5	1-5	4-4	0	4	4	3	2	7	4	0	1	1	0	16
13	Clara Strack	C	34:27	12-22	5-7	4-4	3	5	8	3	10	33	2	1	1	3	0	9
5	Tonie Morgan	G	38:41	6-11	0-2	2-4	0	0	0	2	3	14	7	2	0	0	0	14
8	Asia Boone	G	16:53	0-3	0-2	0-0	0	1	1	3	2	0	4	0	1	0	0	8
0	Jordan Obi		28:11	3-3	0-0	0-0	2	4	6	1	0	6	1	0	0	2	0	13
20	Kaelyn Carroll		06:02	0-1	0-1	2-4	0	0	0	1	2	2	0	0	0	0	0	5
33	Josie Gilvin		07:08	0-1	0-0	0-0	0	0	0	0	1	0	0	0	0	0	0	-3
Team							0	4	4	0		0		0				
Totals				28-56	6-17	14-20	8	27	35	13	22	76	19	8	3	7	0	15

Major Fouls: NONE

Shooting By Period		
1st FG%	7-14	50.0%
3PT%	2-5	40.0%
FT%	4-7	57.1%
2nd FG%	7-14	50.0%
3PT%	1-3	33.3%
FT%	0-0	0%
3rd FG%	8-13	61.5%
3PT%	2-5	40.0%
FT%	1-1	100%
4th FG%	6-15	40.0%
3PT%	1-4	25.0%
FT%	9-12	75%
GM FG%	28-56	50.0%
3PT%	6-17	35.3%
FT%	14-20	70.0%

Dead Ball Rebounds: 8, 1

Georgia - 61 Record: 22-9

NO.	Name		Min	FG M-A	3P M-A	FT M-A	Rebounds OR	DR	TOT	Fouls PF	FD	TP	AS	TO	ST	Blocks BS	BA	+/-
33	Mia Woolfolk	F	26:00	4-7	0-0	3-5	1	2	3	4	5	11	0	3	0	0	2	-13
0	Trinity Turner	G	37:20	6-14	1-7	1-1	1	3	4	3	3	14	3	2	0	0	0	-16
2	Savannah Henderson	G	09:39	1-4	0-3	0-0	0	1	1	4	0	2	0	0	0	0	0	-9
3	Dani Carnegie	G	38:42	7-21	2-11	2-2	2	2	4	2	3	18	4	1	1	0	4	-12
14	Rylie Theuerkauf	G	31:25	2-5	2-5	0-0	0	1	1	2	0	6	2	2	0	0	0	-14
22	Vera Ojenuwa		13:11	1-2	0-0	0-0	0	2	2	3	2	2	0	0	0	0	0	-4
11	Enjulina Gonzalez		11:35	2-2	0-0	0-0	1	1	2	0	0	4	0	0	0	0	0	0
21	Aicha Ndour		04:28	0-1	0-0	0-0	1	0	1	2	0	0	0	0	0	0	1	-1
4	Miyah Verse		27:40	2-4	0-0	0-0	1	3	4	2	0	4	1	0	1	0	0	-6
Team							1	3	4	0		0		0				
Totals				25-60	5-26	6-8	8	18	26	22	13	61	10	8	2	0	7	-15

Major Fouls: NONE

Shooting By Period		
1st FG%	7-19	36.8%
3PT%	1-9	11.1%
FT%	1-1	100%
2nd FG%	7-12	58.3%
3PT%	2-5	40.0%
FT%	4-6	66.7%
3rd FG%	6-17	35.3%
3PT%	1-7	14.3%
FT%	0-0	0%
4th FG%	5-12	41.7%
3PT%	1-5	20.0%
FT%	1-1	100%
GM FG%	25-60	41.7%
3PT%	5-26	19.2%
FT%	6-8	75.0%

Dead Ball Rebounds: 1, 0

	UK	UGA
Biggest lead	16 (4th 1:50)	3 (2nd 0:43)
Best Scoring Run	8 (4th 3:39)	5 (2nd 9:10)
Lead Changes	7	
Times Tied	6	
Time with Lead	33:07	02:53

Points from	UK	UGA
Turnovers	14	8
Paint	32	28
Second Chance	10	4
Fast Breaks	2	2
Bench	8	10

Period by Period Scoring	1st	2nd	3rd	4th	TOT
UK	20	15	19	22	76
UGA	16	20	13	12	61

GAME-BY-GAME REVIEWS

33 #3/3 South Carolina 87, #17/19 Kentucky 64

March 6, 2026 | Bon Secours Wellness Arena | Greenville, S.C.

Official Basketball Box Score - Final
Kentucky at South Carolina
03/06/26 Bon Secours Wellness Arena, Greenville
2025-26 Women's Basketball

Game Time: 12:00 PM
Game Duration: 1:51

Officials: Gina Cross, Fatou Cissoko-Stephens, Katie Lukanich

Kentucky - 64 Record: 23-10

NO.	Name		Min	FG M-A	3P M-A	FT M-A	Rebounds OR	DR	TOT	Fouls PF	FD	TP	AS	TO	ST	Blocks BS	BA	+/-
7	Teonni Key	F	24:45	5-12	1-1	2-2	2	6	8	1	2	13	0	2	0	0	1	-23
32	Amelia Hassett	F	27:46	5-5	5-5	0-0	0	5	5	3	0	15	1	2	0	0	0	-25
13	Clara Strack	C	23:05	5-8	1-2	0-0	1	4	5	2	1	11	0	5	1	2	0	-20
5	Tonie Morgan	G	32:35	4-9	0-1	1-3	1	3	4	2	6	9	7	4	0	0	0	-16
8	Asia Boone	G	32:42	3-11	3-7	1-2	0	0	0	3	3	10	3	3	0	0	2	-28
0	Jordan Obi		21:51	3-8	0-1	0-0	1	2	3	3	1	6	2	2	0	1	0	-6
20	Kaelyn Carroll		19:00	0-3	0-3	0-0	0	3	3	2	0	0	0	0	0	0	0	1
33	Josie Gilvin		13:08	0-2	0-0	0-0	0	1	1	3	1	0	0	1	2	0	1	-1
4	Lexi Blue		05:08	0-0	0-0	0-0	0	0	0	0	0	0	0	0	0	0	0	3
Team							1	0	1	0		0		0				
Totals				25-58	10-20	4-7	6	24	30	19	14	64	13	19	3	3	4	-23

Major Fouls: NONE

Shooting By Period		
1st FG%	6-12	50.0%
3PT%	2-2	100.0%
FT%	2-4	50%
2nd FG%	5-15	33.3%
3PT%	1-6	16.7%
FT%	0-0	0%
3rd FG%	7-16	43.8%
3PT%	2-6	33.3%
FT%	2-3	66.7%
4th FG%	7-15	46.7%
3PT%	5-6	83.3%
FT%	0-0	0%
GM FG%	25-58	43.1%
3PT%	10-20	50.0%
FT%	4-7	57.1%

Dead Ball Rebounds: 3, 1

South Carolina - 87 Record: 30-2

NO.	Name		Min	FG M-A	3P M-A	FT M-A	Rebounds OR	DR	TOT	Fouls PF	FD	TP	AS	TO	ST	Blocks BS	BA	+/-
8	Joyce Edwards	F	22:56	8-12	0-0	5-6	1	3	4	2	4	21	2	2	2	0	0	28
11	Madina Okot	C	22:44	5-10	1-1	1-2	3	10	13	0	1	12	2	1	3	1	2	22
00	Ta'Niya Latson	G	24:08	3-6	0-1	5-6	1	0	1	2	5	11	6	2	0	0	0	19
5	Tessa Johnson	G	17:24	5-10	3-4	2-2	0	0	0	1	1	15	3	0	1	0	1	18
25	Raven Johnson	G	25:49	3-5	1-1	0-0	0	2	2	1	1	7	5	2	0	1	0	17
1	Maddy McDaniel		24:06	2-6	0-1	3-4	1	4	5	1	2	7	2	1	3	0	0	7
30	Maryam Dauda		17:25	2-2	1-1	0-0	1	2	3	5	0	5	0	1	0	0	0	-4
44	Agot Makeer		24:24	3-5	0-2	0-0	0	4	4	1	1	6	1	2	1	1	0	7
31	Alicia Tournebize		13:44	0-3	0-1	3-6	1	1	2	1	4	3	0	0	0	1	0	0
24	Ayla McDowell		07:21	0-0	0-0	0-0	0	0	0	0	0	0	0	0	0	0	0	1
Team							1	1	2	0		0		0				
Totals				31-59	6-12	19-26	9	27	36	14	19	87	21	11	10	4	3	23

Major Fouls: NONE

Shooting By Period		
1st FG%	9-19	47.4%
3PT%	1-4	25.0%
FT%	3-6	50%
2nd FG%	7-15	46.7%
3PT%	3-3	100.0%
FT%	5-6	83.3%
3rd FG%	9-15	60.0%
3PT%	2-3	66.7%
FT%	4-4	100%
4th FG%	6-10	60.0%
3PT%	0-2	0.0%
FT%	7-10	70%
GM FG%	31-59	52.5%
3PT%	6-12	50.0%
FT%	19-26	73.1%

Dead Ball Rebounds: 1, 0

	UK	USC
Biggest lead	3 (1st 8:58)	26 (3rd 6:03)
Best Scoring Run	6 (3rd 4:02)	11 (2nd 3:22)
Lead Changes	1	
Times Tied	1	
Time with Lead	01:35	37:05

Points from	UK	USC
Turnovers	8	25
Paint	24	46
Second Chance	11	7
Fast Breaks	0	15
Bench	6	21

Period by Period Scoring						
	1st	2nd	3rd	4th	TOT
UK	16	11	18	19	64
USC	22	22	24	19	87

34 #16/17 Kentucky 71, James Madison 56

March 21, 2026 | Hope Coliseum | Morgantown, West Virginia

Official Basketball Box Score - Final
James Madison at Kentucky
03/21/26 Hope Coliseum, Morgantown, W.Va.
NCAA Women's Basketball Championship First Round

Game Time: 2:30 PM
Game Duration: 1:52

Officials: Roy Gulbeyan, Nic Cappel, Adrienne Gilmore

James Madison - 56 Record: 26-9

NO.	Name		Min	FG M-A	3P M-A	FT M-A	Rebounds OR	DR	TOT	Fouls PF	FD	TP	AS	TO	ST	Blocks BS	BA	+/-
5	Ashanti Barnes	F	31:22	5-17	1-4	5-7	3	3	6	3	5	16	2	5	2	0	2	-5
22	Grace McDonough	F	25:03	4-6	0-0	1-2	4	2	6	3	1	9	0	2	1	0	0	-3
00	Peyton McDaniel	G	34:09	7-18	1-6	0-0	0	7	7	1	2	15	3	3	0	1	2	-8
11	Bree Robinson	G	35:37	1-6	0-0	3-3	0	4	4	2	2	5	2	2	0	0	2	-14
21	Zakiya Stephenson	G	31:40	3-11	0-4	0-0	0	2	2	3	1	6	0	1	3	0	2	-26
14	Regina Walton		04:55	0-0	0-0	0-0	0	0	0	2	0	0	0	1	0	0	0	3
25	Brianna McLeod		13:08	1-1	0-0	0-0	0	0	0	0	0	2	0	0	0	1	0	-8
10	Angela Williams		07:38	1-3	1-2	0-0	0	0	0	1	0	3	0	1	1	0	0	-11
4	Delilah Soltys		15:48	0-3	0-1	0-0	1	4	5	0	0	0	3	1	1	0	0	-6
12	Jemma Eleby		00:40	0-0	0-0	0-0	0	0	0	0	0	0	0	0	0	0	0	3
Team							3	5	8	0		0		0				
Totals				22-65	3-17	9-12	11	27	38	15	11	56	10	16	8	2	8	-15

Major Fouls: NONE

Shooting By Period		
1st FG%	5-15	33.3%
3PT%	0-1	0.0%
FT%	0-0	0%
2nd FG%	4-16	25.0%
3PT%	0-6	0.0%
FT%	0-0	0%
3rd FG%	7-17	41.2%
3PT%	0-4	0.0%
FT%	4-6	66.7%
4th FG%	6-17	35.3%
3PT%	3-6	50.0%
FT%	5-6	83.3%
GM FG%	22-65	33.8%
3PT%	3-17	17.6%
FT%	9-12	75.0%

Dead Ball Rebounds: 2, 1

Kentucky - 71 Record: 24-10

NO.	Name		Min	FG M-A	3P M-A	FT M-A	Rebounds OR	DR	TOT	Fouls PF	FD	TP	AS	TO	ST	Blocks BS	BA	+/-
7	Teonni Key	F	21:58	3-9	0-0	3-4	4	6	10	1	3	9	0	2	2	3	0	13
32	Amelia Hassett	F	37:12	4-13	4-13	2-2	0	2	2	1	1	14	1	1	1	2	0	8
13	Clara Strack	C	35:59	4-11	0-1	2-2	5	9	14	0	1	10	4	2	2	2	2	15
5	Tonie Morgan	G	35:32	5-12	2-3	6-8	0	7	7	2	7	18	7	5	0	1	0	24
8	Asia Boone	G	36:34	2-8	2-7	0-0	0	3	3	3	1	6	3	1	3	0	0	6
0	Jordan Obi		24:15	5-7	0-0	2-2	3	2	5	3	2	12	1	5	2	0	0	13
20	Kaelyn Carroll		07:40	1-3	0-2	0-0	0	1	1	0	0	2	0	0	0	0	0	1
33	Josie Gilvin		00:50	0-0	0-0	0-0	0	0	0	1	0	0	0	0	0	0	0	-5
Team							1	3	4	0		0		0				
Totals				24-63	8-26	15-18	13	33	46	11	15	71	16	16	10	8	2	15

Major Fouls: NONE

Shooting By Period		
1st FG%	11-18	61.1%
3PT%	4-7	57.1%
FT%	6-6	100%
2nd FG%	4-17	23.5%
3PT%	1-6	16.7%
FT%	2-2	100%
3rd FG%	5-15	33.3%
3PT%	2-8	25.0%
FT%	1-2	50%
4th FG%	4-13	30.8%
3PT%	1-5	20.0%
FT%	6-8	75%
GM FG%	24-63	38.1%
3PT%	8-26	30.8%
FT%	15-18	83.3%

Dead Ball Rebounds: 1, 0

	JMU	KEN
Biggest lead	0 (1st 10:00)	29 (2nd 6:47)
Best Scoring Run	7 (3rd 1:38)	13 (1st 0:45)
Lead Changes	0	
Times Tied	0	
Time with Lead	00:00	39:38

Points from	JMU	KEN
Turnovers	9	16
Paint	30	18
Second Chance	7	15
Fast Breaks	0	5
Bench	5	14

Period by Period Scoring						
	1st	2nd	3rd	4th	TOT
JMU	10	8	18	20	56
KEN	32	11	13	15	71

35 #16/17 Kentucky 74, #11/13 West Virginia 73

March 23, 2026 | Hope Coliseum | Morgantown, West Virginia

Official Basketball Box Score - Final
Kentucky at West Virginia
03/23/26 Hope Coliseum, Morgantown, W.Va.
NCAA Women's Basketball Championship Second Round

Game Time: 5:00 PM
Game Duration: 2:10
Attendance: 12,830

Officials: Brenda Pantoja, Roy Gulbeyan, Michael Price

Kentucky - 74 Record: 25-10

NO.	Name		Min	FG M-A	3P M-A	FT M-A	Rebounds OR	DR	TOT	Fouls PF	FD	TP	AS	TO	ST	Blocks BS	BA	+/-
7	Teonni Key	F	33:33	9-14	0-1	1-2	3	7	10	1	2	19	2	4	0	0	0	4
32	Amelia Hassett	F	37:31	2-7	2-7	3-3	1	5	6	3	1	9	1	1	1	0	0	1
13	Clara Strack	C	39:02	8-14	0-0	2-3	5	10	15	1	5	18	4	4	1	4	1	3
5	Tonie Morgan	G	40:00	3-9	0-1	9-10	1	1	2	2	7	15	3	4	0	2	0	1
8	Asia Boone	G	28:17	3-9	3-7	0-0	1	2	3	5	0	9	3	1	0	0	0	5
0	Jordan Obi		10:29	2-2	0-0	0-0	0	0	0	3	0	4	0	0	0	0	0	-3
20	Kaelyn Carroll		10:26	0-1	0-1	0-0	1	1	2	1	0	0	0	1	0	0	1	-4
33	Josie Gilvin		00:43	0-0	0-0	0-0	0	0	0	0	0	0	0	0	0	0	0	-2
Team							0	1	1	0		0		2				
Totals				27-56	5-17	15-18	12	27	39	16	15	74	13	17	2	6	2	1

Major Fouls: NONE

Shooting By Period		
1st FG%	9-18	50.0%
3PT%	2-5	40.0%
FT%	0-0	0%
2nd FG%	5-11	45.5%
3PT%	0-2	0.0%
FT%	6-8	75%
3rd FG%	8-17	47.1%
3PT%	3-8	37.5%
FT%	7-8	87.5%
4th FG%	5-10	50.0%
3PT%	0-2	0.0%
FT%	2-2	100%
GM FG%	27-56	48.2%
3PT%	5-17	29.4%
FT%	15-18	83.3%

Dead Ball Rebounds: 3, 0

West Virginia - 73 Record: 28-7

NO.	Name		Min	FG M-A	3P M-A	FT M-A	Rebounds OR	DR	TOT	Fouls PF	FD	TP	AS	TO	ST	Blocks BS	BA	+/-
1	Carter McCray	F	11:09	0-2	0-0	0-0	1	0	1	1	1	0	0	0	0	1	1	-11
22	Kierra Wheeler	F	38:37	8-11	0-0	0-1	1	4	5	3	2	16	1	4	0	0	1	1
3	Gia Cooke	G	37:08	5-13	2-6	11-12	1	0	1	3	7	23	1	0	0	0	1	3
5	Sydney Shaw	G	36:45	8-16	6-11	1-1	0	2	2	2	1	23	2	2	4	1	1	2
10	Jordan Harrison	G	36:31	4-13	1-3	2-2	1	3	4	2	3	11	4	0	4	0	1	4
37	Celia Riviere		28:45	0-4	0-0	0-0	0	3	3	2	2	0	1	1	0	0	1	10
2	Sydney Woodley		08:07	0-1	0-0	0-0	0	3	3	0	0	0	0	0	0	0	0	-12
21	Riley Makalusky		02:58	0-0	0-0	0-0	0	0	0	2	0	0	0	0	0	0	0	-2
Team							2	2	4	0		0		1				
Totals				25-60	9-20	14-16	6	17	23	15	16	73	9	8	8	2	6	-1

Major Fouls: NONE

Shooting By Period		
1st FG%	5-16	31.3%
3PT%	2-5	40.0%
FT%	3-3	100%
2nd FG%	8-14	57.1%
3PT%	1-4	25.0%
FT%	4-4	100%
3rd FG%	5-16	31.3%
3PT%	2-5	40.0%
FT%	2-3	66.7%
4th FG%	7-14	50.0%
3PT%	4-6	66.7%
FT%	5-6	83.3%
GM FG%	25-60	41.7%
3PT%	9-20	45.0%
FT%	14-16	87.5%

Dead Ball Rebounds: 4, 0

	KEN	WVU
Biggest lead	14 (3rd 0:56)	4 (1st 8:28)
Best Scoring Run	11 (1st 5:11)	9 (2nd 3:35)
Lead Changes	1	
Times Tied	6	
Time with Lead	33:36	02:05

Points from	KEN	WVU
Turnovers	8	15
Paint	32	28
Second Chance	16	7
Fast Breaks	6	8
Bench	4	0

Period by Period Scoring						
	1st	2nd	3rd	4th	TOT
KEN	20	16	26	12	74
WVU	15	21	14	23	73

36 #3/3 Texas 76, #16/17 Kentucky 54

March 28, 2026 | Dickies Arena | Fort Worth, Texas

Official Basketball Box Score - Final
Kentucky at Texas
03/28/26 Dickies Arena, Fort Worth
2025-26 Women's Basketball

Game Time: 2:12 PM
Game Duration: 1:55
Attendance: 11,197

Officials: Melissa Barlow, Eric Brewton, Teresa Stuck

Kentucky - 54 Record: 25-11

NO.	Name		Min	FG M-A	3P M-A	FT M-A	Rebounds OR	DR	TOT	Fouls PF	FD	TP	AS	TO	ST	Blocks BS	BA	+/-
7	Teonni Key	F	31:31	2-8	0-1	6-6	2	7	9	4	6	10	2	3	1	3	0	-17
32	Amelia Hassett	F	30:08	1-6	1-6	2-2	2	0	2	2	2	5	0	2	0	0	0	-7
13	Clara Strack	C	31:58	6-14	2-4	2-5	2	3	5	1	4	16	0	2	1	0	0	-29
5	Tonie Morgan	G	36:57	4-12	0-1	0-0	0	1	1	1	2	8	7	8	3	0	0	-29
8	Asia Boone	G	23:46	4-6	2-3	1-1	0	1	1	3	3	11	2	3	1	0	0	-22
0	Jordan Obi		22:34	1-3	0-0	0-0	0	7	7	4	1	2	0	4	0	0	0	-3
20	Kaelyn Carroll		10:58	1-1	0-0	0-0	0	1	1	0	0	2	0	0	0	1	0	-5
33	Josie Gilvin		12:09	0-1	0-0	0-0	1	0	1	1	0	0	1	2	4	0	0	2
Team							1	1	2	0		0		0				
Totals				19-51	5-15	11-14	8	21	29	16	18	54	12	24	10	4	0	-22

Major Fouls: Key (F1) 4th 0:30

Shooting By Period		
1st FG%	5-13	38.5%
3PT%	1-3	33.3%
FT%	0-2	0%
2nd FG%	5-14	35.7%
3PT%	1-4	25.0%
FT%	4-5	80%
3rd FG%	6-13	46.2%
3PT%	1-3	33.3%
FT%	3-3	100%
4th FG%	3-11	27.3%
3PT%	2-5	40.0%
FT%	4-4	100%
GM FG%	19-51	37.3%
3PT%	5-15	33.3%
FT%	11-14	78.6%

Dead Ball Rebounds: 1, 0

Texas - 76 Record: 34-3

NO.	Name		Min	FG M-A	3P M-A	FT M-A	Rebounds OR	DR	TOT	Fouls PF	FD	TP	AS	TO	ST	Blocks BS	BA	+/-
11	Justice Carlton	F	31:47	2-6	1-1	0-0	4	1	5	2	1	5	2	4	0	0	1	20
25	Breya Cunningham	F	20:47	4-4	0-0	0-0	1	4	5	3	0	8	0	1	1	0	0	17
35	Madison Booker	F	31:39	8-16	0-2	1-4	2	6	8	2	4	17	5	0	2	0	0	18
3	Rori Harmon	G	28:42	5-10	1-2	0-2	0	7	7	0	4	11	7	1	6	0	1	27
7	Jordan Lee	G	37:18	8-13	1-3	1-3	0	2	2	1	2	18	3	3	3	0	0	24
00	Kyla Oldacre		19:13	4-9	0-0	1-4	3	4	7	2	5	9	0	2	2	0	1	5
1	Bryanna Preston		11:18	2-2	0-0	0-0	1	0	1	4	0	4	1	0	1	0	0	-5
32	Teya Sidberry		05:00	0-0	0-0	0-0	0	0	0	1	0	0	1	1	0	0	0	2
23	Aaliyah Crump		09:57	1-2	0-1	0-0	0	1	1	3	0	2	3	2	1	0	0	2
21	Ashton Judd		03:13	0-1	0-0	0-0	0	0	0	0	0	0	0	1	0	0	1	0
6	Sarah Graves		01:06	0-0	0-0	2-2	0	0	0	0	0	2	0	0	0	0	0	0
Team							1	1	2	0		0		1				
Totals				34-63	3-9	5-15	12	26	38	18	16	76	22	16	16	0	4	22

Major Fouls: NONE

Shooting By Period		
1st FG%	14-21	66.7%
3PT%	1-3	33.3%
FT%	0-2	0%
2nd FG%	8-16	50.0%
3PT%	1-3	33.3%
FT%	2-5	40%
3rd FG%	7-16	43.8%
3PT%	0-1	0.0%
FT%	1-4	25%
4th FG%	5-10	50.0%
3PT%	1-2	50.0%
FT%	2-4	50%
GM FG%	34-63	54.0%
3PT%	3-9	33.3%
FT%	5-15	33.3%

Dead Ball Rebounds: 6, 0

	UK	UT
Biggest lead	3 (1st 9:14)	25 (2nd 1:10)
Best Scoring Run	8 (4th 6:52)	15 (1st 5:20)
Lead Changes	1	
Times Tied	0	
Time with Lead	00:58	38:16

Points from	UK	UT
Turnovers	8	26
Paint	22	44
Second Chance	6	7
Fast Breaks	0	20
Bench	4	17

Period by Period Scoring						
	1st	2nd	3rd	4th	TOT
UK	11	15	16	12	54
UT	29	19	15	13	76



THE HISTORY

HISTORY & TRADITIONS

KENTUCKY FIGHT SONG

On, on U of K,
we are right for the fight today,

Hold that ball and hit that line,

Every Wildcat star will shine,

We'll fight, fight, fight,

For the blue and white,

As we roll to that goal, varsity,

And we'll kick, pass and run,

'til the battle is won,

And we'll bring home the victory.

MY OLD KENTUCKY HOME

The sun shines bright
on my old Kentucky home,

'Tis summer, the people are gay;

The corntop's ripe
and the meadow's in the bloom,

While the birds make music all the day.

(Chorus)

Weep no more, my lady!

Oh! Weep no more today!

We will sing one song
for my old Kentucky home,

For my old Kentucky home far away.

The young folks roll
on the little cabin floor,

All merry, all happy, and bright;

By-n-by hard times
come a-knocking at the door,

Then my old Kentucky home, goodnight!

UK ALMA MATER

Hail Kentucky, Alma Mater!

Loyal sons and daughters sing;

Sound her praise with voice united;

To the breeze her colors fling.

To the Blue and White be true;

Badge triumphant age on age;

Blue, the sky that o'er us bends;

White, Kentucky's stainless page.

WILDCATS NICKNAME

The nickname "Wildcats" became synonymous with UK shortly after a 6-2 football victory at Illinois on Oct. 9, 1909. Commandant Philip Carbusier, then head of the military department, told a group of students in a chapel service following the game that the Kentucky football team had "fought like wildcats." The nickname grew in popularity and was adopted by the University.

MASCOTS

The Wildcat mascot originated during the 1976-77 year at Kentucky. Gary Tanner was the original Wildcat, entertaining fans at Commonwealth Stadium, Rupp Arena and Memorial Coliseum during athletic events. Today, the Wildcat mascot also attends academic functions and generally serves as a friendly ambassador for the University. Scratch, another costumed mascot, was unveiled in August 1996. During UK games, Wildcat and Scratch entertain with enthusiastic dances and cheers. In the past, UK had a live wildcat mascot that resided in the Kentucky Department of Fish and Wildlife's Salato Wildlife Center three miles west of Frankfort on US 60. The most recent live mascot was named "Blue." Through the years, UK has had other official live mascots with colorful names. Records indicate that the first wild animal, named "Tom," was given to the University in 1921. Other live mascots followed, including "TNT," "Whiskers," "Hot Tamale" and "Colonel."

CHEER AND DANCE TEAMS

The UK Cheer and Dance programs are recognized as two of the finest programs in America. On the UK campus, they are recognized as some of the most elite athletes in the University's sports programs and as public relations ambassadors of UK and the entire Commonwealth of Kentucky. The Kentucky cheerleading squad won an unprecedented 24th national cheerleading championship in 2019 at the competition sponsored by the Universal Cheerleaders Association.

SENIOR DAY

Senior Day at Kentucky is one of the most celebrated ceremonies in college basketball. Honoring the senior class, UK's event is one of the most elaborate and moving programs of its kind. The pregame ceremony begins with player introductions. Once they all have stepped on the court with their families, receiving framed jerseys and flowers from the coaching staff, then the state song, "My Old Kentucky Home," is sung as the home crowd bids farewell.

BLUE AND WHITE

The University of Kentucky adopted blue and white as its official colors in 1892. Originally, however, UK students had decided on blue and light yellow prior to the Kentucky-Centre College football game on Dec. 19, 1891. The shade of blue, which is close to a royal blue, was chosen when a student asked the question, "What color blue?" At the time, Richard C. Stoll (who lettered in football at UK in 1889-94) pulled off his necktie and held it up. The students then adopted that particular shade of blue. A year later, UK students officially dropped the light yellow color for white.

BIG BLUE NATION

UK fans, also known as Big Blue Nation, are known for the electric atmosphere they create at all athletic events. Not only do the players feed off of their energy, but opposing teams often fear the intimidating roar of the UK crowd.

UK PEP BAND

With more than 80 members, the University of Kentucky pep band is one of the largest in the nation. Performing at both home football and men's and women's basketball games, the pep band has been named by Southern Living magazine as one of the "top 10 bands in the South." The Alumni Band, composed of former UK band members, also is an important part of the women's basketball experience. The Alumni Band plays at several home games each year.

ALL-TIME LETTERWINNERS

Years are listed showing spring season. E.g., 2026-27 is listed as 2027.

–A–

Adams, Rita 2000-2003
Adeyeye, Adebola 2023
Akhator, Evelyn 2016-2017
Alcius, Natassia 2004-2007
Alexander, Carolyn 1999-2000
Ali, Bra'shey 2012
Amoore, Georgia 2025
Amoore, Jemma . . . . . 2027-Pres.
Andrew, Audre 1983
Anyagaligbo, Ogechi 2017-2020

–B–

Baker, Stephanie 1993-1995
Baluyut, Arlene 1979
Barber, Cathy 1980
Barnes, Jaye 1998-1999
Barnett, Sarah Beth 2011
Becker, Tanah 2025
Beickman, Julie 1996
Benton, Robyn 2021-2023
Bett, Catina 2008-2009
Bishop, Azia 2012-2015
Blue, Lexi 2025-2026
Boone, Asia . . . . . 2026-Pres.
Bonets, Aisha 2001
Bowman, Chanté 2005-2008
Boyd, Patrice 1997-1998
Boyd, Terry 1978
Brooks, Gabby . . . . . 2025-Pres.
Browning, Pam 1978

–C–

Camara, Batouly 2016
Cambridge, Kennedy 2023
Campbell, Kayla 1991-1994
Cann, Makenzie 2016-2018
Carroll, Kaelyn 2026
Christman, Stephanie 1998-2000
Chowning, Chelsea 2008
Coe, Jaycee 2015
Cole, Anna 2010
Cole, Nae Nae 2018-2020
Collins, Diana . . . . . 2027-Pres.
Collins, Lisa 1981-1984
Combs, Mitzi 1978
Conwright, Maegan 2011-2013
Croley, Bebe 1985-1988
Cushenberry, Kristi 1989-1992
Custard, Mary 1989

–D–

Daniel, Mia 1990-1993
Davis, Tracye 1988-1991
Denkins, Kim 1995-1998
Donhoff, Maria 1978-1981
Dowdell, Tammy 1990
Drake, Samantha 2011-2014
Dunlap, Victoria 2008-2011

–E–

Eagan 1978
Eberhart, Tedra 1991-1994
Edelen, Brittany 2007-2009
Edelman, Linda 1978-1980
Edington, Lori 1980-1982
Edwards, Dre'una 2020-2022
Elbert, Lynne 1986-1987
Elliott, Sarah 2005-2008
Ellis, Lisa 1989-1990
Ellis, Racquel 2003-2004
Embry, Robyn 1997
Epps, Makayla 2014-2017
Evans, Kastine 2011-2014
Everette, Jenerrie 2001-2004

–F–

Fetter, Denise 1979
Fogle, Tayna 1979-1982
Foster-Sutton, Vanessa 1989-1990
Franklin, Amani 2007-2010
Freeman, Shannon 1987

–G–

Gamble, LaQwesha 2006
Garland, Sharon 1980
Gilvin, Josie 2026
Goin, Jennifer 2003-2004
Goss, Bria 2012-2015
Goodin-Rogers, Kyvin 2014-2015
Griggs, Jordy 2024
Grassi, Kristen 2003-2004
Gray, Rebecca 2009-2010
Gray, Jennifer 1991-1994
Green, Blair 2019-2023
Greenway, Maddyn . . . . . 2027-Pres.
Greenfield, Carmen 1996
Grigsby, Geri 1978-1980

–H–

Haines, Sabrina 2019-2020
Halsel, LaShae 2017-2019
Hardin, Jessica 2016-2018
Harding, Sandy 1984-1987
Harper, Linnae 2014-2015
Harrell, Davitria 1987-1988
Harrison, Dorie 2018
Hassett, Amelia 2025-2026
Hawthorne, Dasieka 2001-2002
Hay, Nikki 1997-1998
Hedges, Patty Jo 1980-1983
Helm, SeSe 2001-2004
Henderson, Brittany 2010-2013
Herron, Tionna 2023
Higginbotham, Stephanie 1994-1995
Hobgood, Jamie 1989-1991
Hoskins, Debbie 1988
Howard, Rhyne 2019-2022
Hudgens, Laurie 1985-1986
Humphrey, Jennifer 2003-2007
Hunt, Treasure 2021-2022
Hurst 1978

–J–

Jackson, Erica 1999-2000
Jackson, Jenn'e 2006-2009
Jackson, Vonda 1995-1998
Jakubcova, Ivana 2015-2016
Jansen, Christina 1993-1996
Jenkins, Amiya 2023-2024
Jennings, Alexis 2015-2016
Johnson, Jennifer 1990
Jones, Shambrica 2001-2004
Jordan, Christie 1991-1994

–K–

Key, Teonni 2025-2026
Keith, Rae 1999
Killen, Karen 1991-1992
King, Emma 2020-2024
Koach, Karri 1992-1995
Kogoy, Beth 1981

–L–

Ladson, E'Lisa 2004
Langelier, Melissa 2000
Lawrence, Dazia 2025
Leonard, Pattresa 1990-1992
Leveretter, Nyah 2021-2024
Lewis, Lynnette 1981, 1983-1984
Lokie, Kathy 1981-1982
Love, Tiundra 1991
Lukschu, Liz 1978-1981
Lykins 1978

–M–

Mack, Debbie 1978-1979
Mahoney, Samantha 2005-2008
Manning, Shawn 1996-1997
Martin, Donna 1981-1984
Martinez, Natalie 1997-2000
Massengill, Jazmine 2021-2022
Mathies, A'dia 2010-2013
McDole, LaTonya 1999-2002
McDonald, Emily . . . . . 2027-Pres.
McIntyre, Stacy 1989-1992
McKinley, Becky 1993
McKinney, KeKe 2018-2021
Meadows, Laura 1998-2000

ALL-TIME LETTERWINNERS

Years are listed showing spring season. E.g., 2026-27 is listed as 2027.

Mendeng, Alvine 2001-2002
Merrill, Deasia 2020
Miles, Brooklynn 2024
Miller, Debbie 1984-1987
Miller, Kris 1987-1990
Miller, Shelly 1985-1986
Mills, Jocelyn 1990-1993
Mitchell, Domonique. 1996
Mjoseth, Jeannie 1978
Morgan, Tonie 2026
Morris, Maci 2016-2019
Morrow, Carly 2008-2011
Mosley, Karen 1983-1986
Mountain, Ruth 1989
Murray, Taylor 2016-2019

–N–

Naiser, Terri 1982-1983
Nichols, Leslie. 1983-1986

–O–

Obi, Jordan 2025-2026
Oden, Debra. 1978-1980
Odrick, Grace 1982
O'Neal Me'Arah . . . . . 2027-Pres.
O'Neill, Jennifer 2011-2015
Ormerod, Carly 2006-2009
Ousley, Beth. 1988
Owens, Olivia 2021-2022
Owens, Shantia 1999-2000

–P–

Paschal, Amanda 2018-2020
Patterson, Ayanna . . . . . 2027-Pres.
Patterson, Chasity 2019-2021
Patterson, Niecee 2002
Paurová, Dominika. . . . . 2025-Pres.
Payne, Danyelle 2002-2005
Pennie, Michele 1985-1988
Perry, Afton 2004, 2006
Peterson, Latasha 1995
Petty, Ajae. 2023-2024
Pfeiffer, Jenny 2003-2004, 2006-2007
Phillips, Angela. 2004-2005
Pinkett, Bernisha 2011-2014
Poffenberger, Paige 2017-2019
Potter, Rachel 2016
Potts, Sara 2002-2005
Proctor, Cathy 1990-1993

–R–

Reasor, Rebekah 1991-1992
Reed, Stacey. 1992-1995
Riley, Crystal. 2009-2012
Rice, Alyssa. 2015-2018
Roach, Kameron. 2017-2021
Roberts, Chrissy 1994-1995
Roberts, Shaunda. 1995-1997
Roddy, Eleia 2005-2009
Roper, Jaida 2016-2020
Rose 1983
Ross, Natasha. 1998
Rowe, Cassidy. 2023-25
Runge, Jody 1981-1984
Russell, Eniya 2023-2024

–S–

Salhi, Malinka. 1989-1990
Sarkalahti, Anne. 1989-1990
Scherr, Maddie. 2023-2024
Schultz, Jenny. 2002
Seaton, Tanesha. 1999-2000
Shrum, Pam 1986-1989
Sidney, Jelléah 2013-2015
Silva, Clara 2025
Simpson, Lyssa 1994
Sivka, Ajša. . . . . 2027-Pres.
Sizemore, Bonnie. 1979
Smith, Amber 2008-2012
Snowden, Keyla 2009-2012
Spence, Lora. 1987-1989
Stallworth, DeNesha 2012-2014
Stephens, Diane. 1982-1985
Stevens, Angel 1988-1989
Stewart, Theresa 1989
Still, Valerie 1980-1983
Stoglin, Stephanie 2001-2002
Strack, Clara . . . . . 2025-Pres.
Stumbo, Stephanie 2003-2006
Swarens, Julie. 1993-1995
Swords, Savvy . . . . . 2027-Pres.

–T–

Tarantini, Monique 1985-1988
Tate, Keiko 2002-2005
Taylor, Oreonna. 2006
Thomas, Zennia 2023-2024
Thompson, Janee. 2013-2016
Tillman, Tory 1996
Timperman, Janet 1978-1979
Toller, Erin. 2021
Tyler, Saniah 2023-25

–U–

Upton, Laura 1978

–V–

Vadfors, Elsa. 2026
Vieth, Katie. 1997-2000

–W–

Wait, Tiffany. 1996-2000
Walker, Jada 2022-2023
Walker, Janae 2024
Walker, Samarie. 2012-2014
Wardford, Keeoma 1994-1995
Warren, Melanie 1984-1987
Watkins, Lydia 2007-2010
Webb, Marcia. 1996
Whitaker, Jodie 1986-1989
Wise, Lea 1980-1983
Wyatt, Tatyana 2018-2021

–Y–

Young, Kenya 1998-1999
Young, Nikki 2000-2001

Letterwinners begin during the 1977-78 season

ALL-TIME LETTERWINNERS BY NUMBER

#0
Halsel, LaShae
Herron, Tionna
Miles, Brooklynn
Obi, Jordan
O'Neill, Jennifer

#00
Ormerod, Carly
Owens, Olivia

#1
Benton, Robyn
Camara, Batouly
Haines, Sabrina
Mathies, A'dia
Roddy, Eleia

#2
Chowning, Chelsea
Jakubcova, Ivana
O'Neal, Me'Arah
Poffenberger, Paige
Sanders, Jackie
Tyler, Saniah

#3
Amoore, Georgia
Cambridge, Kennedy
Griggs, Jordy
Grigsby, Geri
Massengill, Jazmine
McDonald, Emily
McKinney, KeKe
Potts, Sara
Riley, Crystal
Rowe, Sarah
Sizemore, Bonnie
Spencer, Lora
Taylor, Oreonna
Thompson, Janee

#4
Adams, Rita
Amoore, Jemma
Blue, Lexi
Crenshaw-Gill, Kristen
Elliott, Sarah
Martinez, Natalie
Morris, Maci
Reed, Stacey
Russell, Eniya
Snowden, Keyla
Stephens, Diane

#5
Alexander, Carolyn
Green, Blair
Grigsby, Geri
Harding, Sandy
Hoskins, Debbie
Johnson, Jennifer
Morgan, Tonie
Morrow, Carly
Kyvin Goodin-Rogers
Rowe, Cassidy
Schultz, Jenny
Stewart, Theresa

#7
Key, Teonni
Sivka, Ajša

#8
Becker, Tanah
Boone, Asia

#10
Alcius, Natassia
Collins, Lisa
Cowan, Nancy
Edelman, Linda
Howard, Rhyne
Lawrence, Dazia
Lomax, Ali
McIntyre, Stacy
Mendeng, Alvine
Pinkett, Bernisha

#11
Barnette, Sarah Beth
Brooks, Gabby
Everette, Jenerrie
Koach, Karri
Mahoney, Samantha
Malinka, Salhi
Merrill, Deasia
Nichols, Leslie
Potter, Rachel
Stallworth, DeNesha
Timperman, Janet
Walker, Jada
Wait, Tiffany

#12
Cushenberry, Kristi
Hunt, Treasure
Paschal, Amanda
Paurová Dominika
Payne, Danyelle
Sidney, Jelléah
Simpson, Lyssa
Still, Valerie
Watkins, Lydia

#13
Akhator, Evelyn
Boyd, Terry
Connolly, Kristin
Ellis, Lisa
Fetter, Denisse
Galloway, Cathy
Goss, Bria
Hedges, Patty Jo
Massengill, Jazmine
Petty, Ajae
Strack, Clara

#14
Embry, Robyn
Hobgood, Jamie
Phillips, Angela
Sarkalahti, Anne
Tarantini, Monique
Wise, Lea
Wyatt, Tatyana

#15
Edelen, Brittany
Ellis, Racquel
Hardin, Jessica
Harper, Linnae
Mack, Debbie
Mitchell, Domonique
Patterson, Chasity
Vadfors, Elsa
Whitaker, Jodie
Young, Nikki

#17
Silva, Clara

#20
Browning, Pam
Bowman, Chanté
Carroll, Kaelyn
Collins, Diana
Conwright, Maegan
Grassi, Kristen
Harrison, Dorie
Jenkins, Amiya
Miller, Shelly
Poffenberger, Paige
Tollery, Erin

#21
Anyagaligbo, Ogechi
Davis, Tracye
Donhoff, Maria
Jackson, Jenn'e
Leveretter, Nyah
Lewis, Karen
McDole, LaTonya
Payne, Danyelle
Postell, Porsha
Swords, Savvy

#22
Adams, Rita
Andrew, Audre
Cann, Makenzie
Barber, Cathy
Lokie, Kathy
Pennie, Michele
Scherr, Maddie
Stumbo, Stephanie
Wardford, Keeoma

#23
Combs, Mitzi
Custard, Mary
Galloway, Terri
Gamble, LaQwesha
Gray, Rebecca
Hawthorne, Dasieka
Hay, Nikki
Keith, Rae
Langelier, Melissa
Leonard, Pattresa
Roach, Kameron
Rowe, Cassidy
Stumbo, Stephanie
Walker, Samarie

#24
Coe, Jaycee
Elbert, Lynne
Foster-Sutton, Vanessa
Jackson, Erica
Love, Tiundra
Martin, Donna
Murray, Taylor
Smith, Amber
Thomas, Zennia

#25
Adeyeye, Adebola
Ali, Bra'Shey
Barry, Ceal
Epps, Makayla
Frankin, Amani
Goin, Jennifer
Roberts, Chrissy
Runge, Jody
Tillman, Tory
Vieth, Katie

#30
Barnes, Jaye
Cole, Anna
Combs, Mitzi
Daniel, Mia
Greenway, Maddyn
Jones, Shambrica
Warren, Melaine

#31
Drake, Samantha
Eberhart, Tedra

#32
Bett, Catina
Edgington, Lori
Evans, Kastine
Hassett, Amelia
Humphrey, Jennifer
Miller, Kris
Reasor, Rebekah
Roberts, Shaunda
Roper, Jaida
Ross, Natasha

#33
Baluyut, Arlene
Campbell, Kayla
Christman, Stephanie
Deters, Ann
Gilvin, Josie
Greenfield, Carmen
Kidd, Lisa
Miller, Debbie
Naiser, Terri
Ousley, Beth
Patterson, Niecee
Pfeiffer, Jenny

#34
Baker, Stephanie
Dunlap, Victoria
Killen, Karen
King, Emma
Owens, Shantia
Patterson, Ayanna
Perry, Afton
Shrum, Pam

#35
Bonets, Aisha
Boyd, Patrice
Grigsby, Geri
Jennings, Alexis
McKinley, Becky
Peterson, Latasha

ALL-TIME LETTERWINNERS BY NUMBER

#40
Harrell, Davitria
Henderson, Brittany
Jansen, Christina
Lewis, Lynnette
Tate, Keiko
Young, Kenya

#41
Ladson, E'Lisa
Runge, Jody
Webb, Marcia

#42
Hudgens, Laurie
Mills, Jocelyn
Seaton, Tanesha

#43
Jordan, Christie
Kogoy, Beth
Mjoseth, Jeannie

#44
Beickman, Julie
Cole, Nae Nae
Edwards, Dre'una
Freeman, Shannon
Meadowns, Laura
Mosley, Karen
Odrick, Grace
Swarens, Julie
Walker, Janae

#45
Manning, Shawn
Rice, Alyssa
Stoglin, Stephanie
Upton, Laura

#50
Bishop, Azia
Croley, Bebe
Garland, Sharon
Higginbotham, Stephanie

#51
Baker, Stephanie
Jackson, Vonda
Oden, Debra

#52
Denkins, Kim
Dowdell, Tammy
Gray, Jennifer

#53
Helm, SeSe
Lukschu, Liz
Manning, Shawn

#55
Fogle, Tanya
Proctor, Cathy
Stevens, Angel

Some players wore multiple numbers over the course of their career, all numbers each individual wore are listed. Numbers begin 1978-present. The followings players' numbers were unavailable: Eagan (1978), Hurst (1978), Lykins (1978), Mountain (1989), and Rose (1983).

ALL-TIME LETTERWINNERS BY STATE

ALABAMA (5)

Florence
Karen Killen

Birmingham
Stephanie Stumbo, Jackie Sanders

Gadsden
Catina Bett

Madison
Alexis Jennings

ARKANSAS (1)

Hot Springs
Tiffany Wait

ARIZONA (1)

Phoenix
Sabrina Haines

CALIFORNIA (5)

Compton
Dre'una Edwards

Moreno Valley
Jordy Griggs

Pasadena
Brittany Henderson

Richmond
DeNesha Stallworth

San Diego
Asia Boone

CONNECTICUT (2)

Hartford
Jordan Obi

Salem
Kastine Evans

FLORIDA (7)

Clearwater
Michele Pennie

Ft. Walton Beach
Afton Perry

Miami
Ogechi Anyagaligbo

Orlando
Lexi Blue

Tallahassee
Tonie Morgan

Winter Haven
Moe Gamble, Amber Smith

GEORGIA (12)

Atlanta
E'Lisa Ladson

Chickamauga
Vanessa Foster-Sutton

Columbus
Tatyana Wyatt

Conyers
Robyn Benton

Decatur
Tedra Eberhart, Amani Franklin

Hephzibah
Niecee Patterson

Jonesboro
Jaye Barnes

Lilburn
Diana Collins

Lookout Mountain
Carly Morrow

Tyrone
Janae Walker

Villa Rica
Deasia Merrill

ILLINOIS (7)

Altamont
Caroline Huelskoetter

Carmi
Jennifer Goin

Chicago
Stephanie Christman, Janee Thompson, Linnae Harper

East St. Louis
Rita Adams

Elmhurst
Laurie Hudgens

INDIANA (8)

Austin
Jodie Whitaker

Crown Point
Nancy Cowan

Fort Wayne
Ayanna Patterson

Indianapolis
Bria Goss

North Vernon
Jenny Pfeiffer

Peru
Arlene Baluyut

Portland
Shannon Freeman

Ramsey
Julie Swarens-Beickman

IOWA (2)

Panora
Cathy Proctor

Waukon
Jody Runge

KENTUCKY (86)

Alvaton
Laura Upton

Ashland
Terry Boyd, Nikki Young

Barbourville
Melissa Napier

Bardstown
Samantha Drake

Bedford
Audre Andrew

Berea
Chelsea Chowning

Bowling Green
Selia Helm, LaShae Halsel

Carlisle
Kim Denkins

Corbin
Lisa Collins

Covington
Lori Edgington, Katie Vieth

Cynthiana
Mary Custard

East McDowell
Geri Grigsby

Eminence
Chrissy Roberts

Florence
Julie Duerring, Maddie Scherr

Frankfort
Brooklynn Miles

Georgetown
Stacy McIntyre, Rebecca Gray

Ghent
Pam Browning

Harlan
Blair Green

Hazard
Stephanie Baker, Carolyn Alexander

Henderson
Nikki Hay

Hopkinsville
Lydia Watkins

Jackson
Angel Stevens

Jamestown
Stephanie Higginbotham

Jenkins
Mitzi Combs

Lawrenceburg
Makenzie Cann

Lebanon
Makayla Epps, Kyvin Goodin-Rogers

Lexington
Debbie Mack, Tayna Fogle, Lea Wise, Donna Martin, Leslie Nichols, Belitta Croley, Lisa Ellis, Tracye Davis, Marcia Webb, Erica Jackson, Nastassia Alcius, Keyla Snowden, Sarah Beth Barnette, Amiya Jenkins

Liberty
Debbie Miller

London
Bonnie Sizemore, Sharon Garland, Stacey Reed

Louisville
Carly Ormerod, Janet Timperman, Maria Donhoff, Denise Fetter, Patty Jo Hedges, Diane Stephens, Terri Naiser, Lynne Elbert, Christina Jansen, Latasha Peterson, Domonique Mitchell, A'dia Mathies, Erin Toller, Josie Gilvin

Loyall
Lynnette Lewis

Madisonville
Jamie Hobgood

McKee
Sarah Elliott

Manchester
Vonda Jackson

McRoberts
Debra Oden

Mt. Washington
Sarah Rowe, Becky McKinley

Monticello
Pam Shrum, Jessica Hardin

Owensboro
Elisabeth Lukschu, Melanie Warren, Kris Miller

Pikeville
Rachel Potter

Pineville
Maci Morris

Radcliff
Jenn'e Jackson

Richmond
Robyn Embry

ALL-TIME LETTERWINNERS BY STATE

Russellville
Lora Spencer

Scottsville
Morgan Rich

Springfield
Brittany Edelen

Stanford
Emma King

Virgie
Cassidy Rowe

LOUISIANA (1)

Metairie
Shawn Manning

MARYLAND (6)

Baltimore
Pattresa Leonard, Eniya Russell, Ajae Petty

Clarksville
Keiko Tate

Landover
Cathy Barber

Odenton
Taylor Murray

MASSACHUSETTS (1)

Dedham
Kaelyn Carroll

MICHIGAN (4)

Detroit
Chanté Bowman, Samantha Mahoney

Lansing
Michelle Smith

Rochester Hills
Sara Potts

MINNESOTA (1)

Wayzata
Maddyn Greenway

MISSISSIPPI (2)

Gulfport
Dasieka Hawthorne

Yazoo City
Shambrica Jones

MISSOURI (1)

Florissant
Saniah Tyler

NEVADA (1)

Carson City
Jennifer Gray

NEW JERSEY (5)

Camden
Grace Odrick

Cherry Hill
Valerie Still

Jersey City
Lyssa Simpson

Newark
Shantia Owens

Plainfield
Bra'Shey Ali

NEW YORK (11)

Albany
Olivia Owens

Auburn
Sandy Harding

Buffalo
Emily McDonald
Clara Strack

Brooklyn
Amanda Paschal

Bronx
Jennifer O'Neill

New York
Aisha Bonets, Batouly Camara

Queens
Tanesha Seaton

Queens Village
Jelleah Sidney

Rochester
Oreonna Taylor

NEW MEXICO (1)

Albuquerque
Natalie Martinez

NORTH CAROLINA (2)

Cary
Teonni Key

Greenville
Dazia Lawrence

NEW MEXICO (1)

Albuquerque
Natalie Martinez

OHIO (17)

Cincinnati
Rae Keith, Racquel Ellis

Clayton
Mary Jane White, Ruth Ann Mountain, Theresa Stewart

Columbus
Jenerrie Everette, Eleia Roddy

Dayton
LaTonya McDole, Alvine Mendeng

Lyndhurst
Zennia Thomas

Toledo
Karen Mosley, Shaunda Roberts, Azia Bishop

Medina
Shelly Miller

Reynoldsburg
Alyssa Rice

West Carrollton
Samarie Walker

Youngstown
Kristen Crenshaw-Gill

OKLAHOMA (2)

Oklahoma City
Christe Jordan

Tulsa
Stephanie Stoglin

OREGON (2)

Beaverton
Keeoma Wardford

Lake Oswego
Ali Lomax

PENNSYLVANIA (1)

Havertown
Linda Edelman

SOUTH CAROLINA (3)

Blythewood
Nyah Leveretter

Hopkins
Kameron Roach

Greenville
Kenya Young

TENNESSEE (21)

Brownsville
Patrice Boyd

Chattanooga
Jennifer Johnson, Tiundra Love, Jazmine Massengill, Treasure Hunt

Cleveland
Rhyne Howard

Collinwood
Mia Daniel

Gainesboro
Jaycee Coe

Hendersonville
Kristi Cushenberry

Kingsport
Josh Mills

Knoxville
Sade Buley, KeKe McKinney

Memphis
Davitria Harrell, Jennifer Humphrey, Crystal Riley, Jaida Roper

Nashville
Victoria Dunlap, Dorie Harrison, Kennedy Cambridge

Oak Ridge
Tammy Dowdell, Angela Phillips

TEXAS (5)

Arlington
Maegan Conwright

Colleyville
Kristen Grassi

DeSoto
Tionna Herron

Houston
Me'Arah O'Neal
Chasity Patterson

VIRGINIA (5)

Chesapeake
Kathy Lokie

Chilhowie
Rebekah Reasor

Gainesville
Nae Nae Cole

Harrisonburg
Gabby Brooks

Richmond
Jada Walker

WASHINGTON (1)

Sammamish
Kristin Connolly

WASHINGTON D.C. (2)

Danyelle Payne, Bernisha Pinkett

WEST VIRGINIA (6)

Beckley
Natasha Ross

So. Charleston
Beth Kogoy

Huntington
Laura Meadows

Morgantown
Paige Poffenberger

Westover Medina
Shelly Miller, Monique Tarantini

WISCONSIN (1)

Mondovi
Anna Cole

ALL-TIME LETTERWINNERS BY COUNTRY

AUSTRALIA

Ballarat, Victoria
Georgia Amoore
Jemma Amoore

Albury, New South Wales
Amelia Hassett

BAHAMAS

Nassau
Kayla Campbell

BELGIUM

Mons
Malinka Salhi

CANADA

Winnipeg, Manitoba
Tanaha Becker

Brampton, Ontario
Adebola Adeyeye

Brantford, Ontario
Karri Koach

Montreal, Quebec
Melissa Langelier

CZECH REPUBLIC

Mladá Boleslav
Dominika Paurová

FINLAND

Helsinki
Anne Sarkalahti

GERMANY

Zweibruecken
Jeannine Mjoseth

NIGERIA

Lagos
Evelyn Akhator

PORTUGAL

Faro
Clara Silva

SLOVAKIA

Bratislava
Ivana Jakubcova

SLOVENIA

Slovenske Konjice
Ajša Sivka

SWEEDEN

Hudiksvall
Elsa Vadfors

UNITED KINGDOM

Stafford
Sally Loughton

ALL-TIME LETTERWINNERS BY PREVIOUS SCHOOL

Years are listed showing just their spring season. E.g., if they came in for the 2026-27 season it is listed as 2027.

1982-1983
Terri Naiser..... Hanover College

1985-1986
Shelly Miller..... Penn St. (played volleyball)

1989
Mary Custard..... Lees Junior College
Ruth Ann Mountain..... Lees Junior College
Theresa Stewart ..... Lees Junior College

1989
Vanessa Foster-Sutton .... Truett-McConnell JC
Malinka Salhi ..... Independence Junior College
Lisa Ellis ..... Oregon St., Long Beach St.

1991
Rebekah Reasor..... Chowah Junior College

1993
Stephanie Baker ..... Sullivan Junior College

1997
Nikki Hay..... Northeastern Oklahoma Jr. College

1998
Jaye Barnes..... Florida Community College

1999
Rae Keith .... Cincinnati St. Community College

1999
Erica Jackson ..... Central Florida CC
Shantia Owens..... Trinity Valley CC

2002
Niecee Patterson..... Pensacola Junior College

2003
Racquel Ellis..... Cincinnati St. CC
Kristen Grassi ..... Hill Junior College

2004
E'Lisa Ladson ..... Wesleyan College (Ga.)

2004
Nastassia Alcius..... Dayton

2008
Chelsea Chowning..... Xavier

2009
Jackie Sanders ..... Gulf Coast CC

2009
Rebecca Gray..... North Carolina

2009
Keyla Snowden ..... Akron
Crystal Riley..... LSU

2012
Samarie Walker ..... Connecticut
DeNesha Stallworth ..... California

2013
Jelléah Sidney..... Chipola Junior College

2015
Ivana Jakubcova ..... Murray State College

2016
Evelyn Akhator ..... Chipola Junior College
Makenzie Cann..... Cincinnati
Jessica Hardin..... Bellarmine

2017
Ogechi Anyagaligbo..... Stony Brook

2018
Amanda Paschal ..... Gulf Coast State College
Nae Nae Cole..... NC State

2020
Sabrina Haines..... Arizona State
Chasity Patterson ..... Texas
Dre'una Edwards..... Utah

2021
Jazmine Massengill..... Tennessee
Olivia Owens ..... Maryland
Robyn Benton..... Auburn

2023
Maddie Scherr..... Oregon
Ajae Petty..... LSU
Eniya Russell..... South Carolina
Adebola Adeyeye ..... Buffalo

2024
Brooklynn Miles ..... Tennessee

2025
Georgia Amoore..... Virginia Tech
Dazia Lawrence ..... Charlotte
Jordan Obi ..... Penn
Teonni Key..... North Carolina
Gabby Brooks ..... Virginia Tech
Dominika Paurová ..... Oregon State
Clara Strack ..... Virginia Tech
Amelia Hassett .. Eastern Florida State College

2026
Asia Boone..... Liberty
Josie Gilvin..... Western Kentucky
Tonie Morgan..... Georgia Tech

2027
Me'Arah O'Neal..... Florida
Jemma Amoore ..... IU-Indianapolis
Diana Collins..... Alabama
Ayanna Patterson ..... UConn

MISS KENTUCKY BASKETBALLS

1977
Geri Grigsby (1978-80) ..... McDowell

1980
Lisa Collins (1981-84) ..... Laurel County

1986
Kris Miller (1987-90).....Owensboro Catholic

1992
Becky Miller (1993) ..... Bullitt East

2005
Carly Ormerod (2006-09) .....Sacred Heart

2007
Rebecca Gray (2009-10).....Scott Country

2009
A'dia Mathies (2010-13)..... Iroquois

2010
Sarah Beth Barnette (2011).....Lexington Christian Academy

2013
Makayla Epps (2014-17)..... Marion County

2015
Maci Morris (2016-19) ..... Bell County

2020
Maddie Scherr (2023-24) .....Ryle

2021
Brooklynn Miles (2024)..... Franklin County

2022
Amiya Jenkins (2023-24) ..... Anderson County

Kentucky has been the home to 13 winners of Miss Kentucky Basketball award. The award, given annually to the top high school basketball player in the state of Kentucky, has been awarded annually since 1976.

ALL-TIME HEAD COACHES



SUE FEAMSTER • 1972-76 • 64-39 (62.1%)

Sue Feamster became UK's first head women's basketball coach of the modern era when the program regained its varsity status in 1974. Women's basketball had been a varsity sport at UK from 1903 until 1925, when the University senate passed a bill abolishing the sport for being "too strenuous" for females. Feamster began coaching the UK women in 1971-72, when the squad earned a 10-3 record, and remained head coach as the squad rolled up a 26-15 record over the next two seasons. After women's basketball became a varsity sport, Feamster helped the program to a fast start, passing along to incoming coach Debbie Yow a squad that included All-American Pam Browning, who still holds several spots in the UK record book, and standout Ceal Barry.



DEBBIE YOW • 1977-80 • 79-40 (66.4%)

In the last year of her four seasons at Kentucky, Debbie Yow's Wildcats stormed to a 24-5 record and earned the school's first trip to the national playoffs — then the Association of Intercollegiate Women's Athletics Tournament. It was clear then that both Yow and the UK women's program were primed for success. And just as the Cats continued to earn postseason berths, Yow's career remained on the fast track as well. Yow enjoyed a successful coaching stint at Florida and subsequent athletics administration positions at Florida and UNC-Greensboro. She then became Athletics Director at St. Louis, and from 1994-2010, was AD at Maryland. She served as president of the National Association of Collegiate Athletics Directors.



TERRY HALL • 1981-87 • 138-66 (67.6%)

Terry Hall held the laudable distinction of being the winningest coach in UK women's basketball history as well as owning the best winning percentage of any coach to guide the program. Hall coached the Cats to seven straight winning seasons, starting with a 25-6 record and a trip to the second round of the AIAW national tournament before falling by one point to Maryland to end the 1980-81 season. The NCAA welcomed women's basketball into its ranks the following year, and that historical season ended with the Cats falling to eventual national champion Louisiana Tech in the Midwest Regional finals on the Lady Techsters' home floor. After the Cats failed to make the NCAA tournament in 1986-87, Hall left coaching for the business sector. But three years later, she accepted the head coaching job at Wright State, where she coached for seven years before succumbing to cancer in 1997.



SHARON FANNING • 1988-95 • 134-97 (58%)

Sharon Fanning guided the Cats through eight seasons and despite a dubious beginning that saw her squad record back-to-back losing seasons, she never suffered another losing season. In just her third year, Fanning coached the Wildcats to an impressive 23-8 record while also edging them into the top 25. UK won three tournament titles in 1989-90, including an 85-76 come-from-behind victory over Toledo in the NWIT Championship. The following season, the Wildcats advanced to the NCAA Tournament, UK's first appearance in the Big Dance in five years. Prior to her stint at UK, Fanning was a graduate assistant at Tennessee and a head coach at UT-Chattanooga. Since leaving UK, she was the head coach at Mississippi State University before retiring following the 2011-12 season.



BERNADETTE MATTOX • 1996-03 • 91-135 (40.2%)

Bernadette Mattox spent eight seasons at the helm of the Wildcats basketball program. She began her coaching career at her alma mater, Georgia, but became a household name in Kentucky and across the nation when she was hired by former Wildcats coach Rick Pitino as the first female Division I assistant "bench" coach for a men's team in 1990. She was promoted to assistant athletics director at Kentucky for one year before taking over the UK women's program in 1995. Her most notable season came in 1998-99, when she led the Cats to their first 20-plus win season and first appearance in the NCAA Tournament in nearly a decade. The Cats won their first NCAA Tournament game in 17 years, finished with a 21-11 overall record and captured seven wins in the SEC, the most conference wins in school history at the time. After leaving UK in 2003, Mattox served 10 seasons as an assistant coach for the WNBA's Connecticut Sun.



MICKIE DEMOSS • 2004-07 • 71-56 (55.9%)

Mickie DeMoss will best be remembered as the architect who took over a struggling program in 2003 and in just a short amount of time rebuilt UK women's basketball back into a national contender. During her tenure the Wildcats participated in postseason play three consecutive seasons (one NCAA Tournament and two WNIT) and captured back-to-back 20-win seasons (2005-06 and 2006-07) for the first time since the 1989-90 and 1990-91 teams accomplished the feat. DeMoss was named the 2006 SEC Coach of the Year, a UK first, after guiding the Wildcats to the NCAA Tournament for the first time in seven seasons. The Cats posted a 22-9 overall record in 2005-06, including a school-record nine conference wins and Kentucky made national headlines when it defeated No. 1 Tennessee in Rupp Arena. It was UK's first win over a top-ranked team in school history. DeMoss also drastically increased fan attendance, as UK ranked in the top three of the SEC and top 20 in the national average attendance poll all four of her seasons. UK went from averaging 1,694 fans prior to her arrival in 2003 to breaking the school record with 5,863 fans per game in her final season. Since leaving UK, DeMoss has served as an assistant coach at Texas, Tennessee, Louisiana Tech, LSU and for the WNBA's Indiana Fever. She was enshrined in the WBB Hall of Fame in 2018.



MATTHEW MITCHELL • 2008-20 • 303-133 (69.4%)

Matthew Mitchell's teams were known for using three "winning tools" for success: honesty, hard work and discipline. So it's no surprise that Mitchell retired in Nov. 2020 as the winningest head coach in program history. Mitchell became Kentucky's head coach on April 23, 2007, when he was hired by Barnhart. Year three (2009-10) was a pivotal season, as Mitchell was named SEC Coach of the Year for his remarkable job in turning around a team that went 16-16 overall, 5-9 in conference play a year prior, to an impressive 28-8 overall record in 2009-10. The Cats' 28 overall wins, including 11 in SEC play, represented a school record. UK finished second in the league despite being picked to finish 11th in the preseason polls. Mitchell's focus on the fundamentals and his "winning tools" helped the program reach new heights under his leadership. In his tenure in Lexington, UK advanced to the SEC Tournament semifinals or better nine times. In 2012, Mitchell led UK to the SEC regular season championship, its first in 30 years. Under Mitchell, the Cats finished top four in the SEC

ALL-TIME HEAD COACHES

11 times and charted seven 25-plus wins seasons. Mitchell was named the SEC Coach of the Year by league coaches in 2018-19 after guiding the Wildcats to a 25-8 season and a trip to the NCAA Tournament. Mitchell's retirement came after the head coach had offseason brain surgery which altered his future, choosing to step away from coaching.



KYRA ELZY • 2021-24 • 61-60 (50.4%)

After Matthew Mitchell's abrupt retirement in Nov. 2020, UK Athletic Director Mitch Barnhart knew exactly where to turn, immediately naming associate head coach Kyra Elzy as the interim head coach. She earned the full title of head coach in December and led UK to an 18-9 record. Her leadership helped Kentucky guard Rhyne Howard become a consensus three-time All-America honoree. A two-time national champion under legendary head coach Pat Sumitt at Tennessee, Elzy magically led UK to the 2022 SEC Tournament Championship, defeating No. 1 South Carolina in the title game. Much of the success during the Mitchell Era can be attributed to Elzy, who spent nine years working with Mitchell and building the Wildcats into a national contender.



KENNY BROOKS • 2025-PRES. • 48-19 (71.6%)

Kenny Brooks, who was chosen as the 2025 Sporting News National Coach of the Year in his first season in the Bluegrass, was named the ninth head coach of the University of Kentucky women's basketball program on March 26, 2024. He enters his third season as the Wildcats' head coach in 2026-27, while he enters his 25th season overall as a head coach. Boasting a 565-223 (.717) career record through 24 seasons as a head coach across his times at James Madison, Virginia Tech and Kentucky, Brooks has compiled five Colonial Athletic Association Tournament titles, four CAA regular-season titles, one Atlantic Coast Conference Tournament title, one ACC regular-season title, 12 NCAA Tournament appearances and one Final Four. In 24 seasons, he has had just one losing season (2003-04). Also in 24 seasons, he has produced 21 20-win seasons, including his first two seasons in Lexington. Through those first two seasons in Lexington, his teams have tied or broken 22 schools records (individual and team). In year two at UK in 2025-26, Coach Brooks earned the most wins through a head coach's first 50 games in program history (40 through 50 - .800). Also in year two, Coach Brooks, a former point guard himself, helped UK become the first Southeastern Conference school to have a different player record at least 213 assists in consecutive seasons. Coach Brooks has produced 11 WNBA Draft Picks since 2015, including most recently adding four to that number at the end of 2025-26. That moves his number to five draft picks in just two seasons in Lexington.

ALL-TIME HEAD COACHES

Year	Overall	SEC	Finish	Post-Season	Head Coach
1974-75	16-9	-	-	None	Sue Feamster
1975-76	13-12	-	-	None	Sue Feamster
1976-77	19-7	-	-	None	Debbie Yow
1977-78	23-12	-	-	AIAW, NWIT 3R	Debbie Yow
1978-79	13-16	-	-	None	Debbie Yow
1979-80	24-5	-	-	AIAW	Debbie Yow
1980-81	25-6	-	-	AIAW	Terry Hall
1981-82	24-8	-	-	NCAA Regionals	Terry Hall
1982-83	23-5	6-2	East 2nd	NCAA 1st Rd	Terry Hall
1983-84	15-13	2-6	East 3rd	None	Terry Hall
1984-85	16-12	3-5	East 4th	None	Terry Hall
1985-86	18-11	4-5	6th	NCAA 1R	Terry Hall
1986-87	17-11	3-6	7th	None	Terry Hall
1987-88	14-15	0-9	10th	None	Sharon Fanning
1988-89	12-16	3-6	8th	None	Sharon Fanning
1989-90	23-8	3-6	8th	NWIT Champs	Sharon Fanning
1990-91	20-9	4-5	5th	NCAA 1R	Sharon Fanning
1991-92	16-14	5-6	6th	None	Sharon Fanning
1992-93	18-10	5-6	6th	None	Sharon Fanning
1993-94	17-11	5-6	7th	None	Sharon Fanning
1994-95	14-14	4-7	9th	None	Sharon Fanning
1995-96	8-19	2-9	12th	None	Bernadette Mattox
1996-97	8-19	2-10	10th	None	Bernadette Mattox
1997-98	13-15	5-9	8th	None	Bernadette Mattox
1998-99	21-11	7-7	7th	NCAA 2R	Bernadette Mattox
1999-00	15-14	5-9	9th	None	Bernadette Mattox
2000-01	6-21	2-12	12th	None	Bernadette Mattox
2001-02	9-20	1-13	12th	None	Bernadette Mattox
2002-03	11-16	4-10	9th	None	Bernadette Mattox
2003-04	11-17	3-11	11th	None	Mickie DeMoss
2004-05	18-16	4-10	10th	WNIT FF	Mickie DeMoss
2005-06	22-9	9-5	4th	NCAA 2R	Mickie DeMoss
2006-07	20-14	6-8	7th	WNIT 3R	Mickie DeMoss
2007-08	17-16	8-6	4th	WNIT QF	Matthew Mitchell
2008-09	16-16	5-9	10th	WNIT 2R	Matthew Mitchell
2009-10	28-8	11-5	2nd	NCAA E8	Matthew Mitchell
2010-11	25-9	11-5	2nd	NCAA 2R	Matthew Mitchell
2011-12	28-7	13-3	1st	NCAA E8	Matthew Mitchell
2012-13	30-6	13-3	2nd	NCAA E8	Matthew Mitchell
2013-14	26-9	10-6	4th	NCAA S16	Matthew Mitchell
2014-15	24-10	10-6	T4th	NCAA 2R	Matthew Mitchell
2015-16	25-8	10-6	T4th	NCAA S16	Matthew Mitchell
2016-17	22-11	11-5	T3rd	NCAA 2R	Matthew Mitchell
2017-18	15-17	6-10	9th	None	Matthew Mitchell
2018-19	25-8	11-5	4th	NCAA 2R	Matthew Mitchell
2019-20	22-8	10-6	3rd	Canceled	Matthew Mitchell
2020-21	18-9	9-6	T5th	NCAA 2R	Kyra Elzy
2021-22	19-12	8-8	7th	NCAA 1R	Kyra Elzy
2022-23	12-19	2-14	14th	None	Kyra Elzy
2023-24	12-20	4-12	12th	None	Kyra Elzy
2024-25	23-8	11-5	4th	NCAA 2R	Kenny Brooks
2025-26	25-11	8-8	T6th	Sweet16	Kenny Brooks

ALL-TIME ASSISTANT COACHES

Years are listed showing their start in the fall. E.g., 2024-Pres. is the 2024-25, 2025-26 and 2026-27 seasons.

ALL-TIME

Adeniyi Amadou.....2014-16
Radvile Autukaite..... 2024-Pres.
Andy Barnes 1987-89
Diane Beauchamp* ..... 1977-78 (J.V.), 1978-80
Dorothy Jean Berry 1981-83
Robin Board..... 1983-85 (G.A.)
Daniel Boice..... 2020-21(Interim)
Karen Booker.....1989-91
Associate Head Coach.....1994-95
Lisa Bressman.....1989-91
Dawn Bryant.....1994-95
Meghan Burke.....1998-01
Niya Butts 2003-07. 2016-24
Associate Head Coach..... 2007-08, 2021-24
Ken Byrd 1995-97
Trey Clark 2001-03
Kerry Cremeans..... 1994-96 (G.A.)
Jane Dalton..... 1988-90 (G.A.)
Kendall Dillard^..... 2024-25
Brandi Dunigan..... 1991-92 (S.A.)
Lin Dunn 2016-18
Kyra Elzy 2008-10
Associate Head Coach..... 2010-12, 2016-20
Myra Fishback 1991-92
Gail Goestenkors 2021-22
Ciara Gregory^ ..... 2024-Pres.
Rick Griffith.....1997-02
Scott Groninger 2002-03
Ilene Hauser 1990-94
Cindy Noble-Hauserman 1985-89
Lindsey Hicks..... 2024-Pres.
Jeff House.....2013-14
Jen Hoover 2022-24
Jenny Huth^ 2023-24
Matt Insell 2008-13
Crystal Kelly.....2023-24
Mike Kindred.....1983-85
Jennifer Knoll..... 1992-94 (G.A.)
Mollie McClure.....1996-98
Jerry McLaughlin 1989-94
Matthew Mitchell.....2003-05
Donna Murphy 1985-87
Leslie Nichols.....1996-03
Lynn Norenberg..... 1981-83 (G.A.)
Hannah Orens ..... 2024-26 (G.A.)
Wendy Palmer.....2007-09
Carolyn Peck.....1995-96
Jaelynn Penn ..... 2026-Pres. (G.A.)
Josh Petersen ..... 2024-Pres.
Shalon Pillow.....2009-14
Vonn Read 2005-08
Jaamal Rhodes^.....2023-24
Crystal Riley..... 2012-13 (S.A.)
Danielle Santos.....2012-14
Will Sims^ ..... 2025-Pres.
Amber Smith 2018-23
Pam Stackhouse 2003-07
Christian Stefanopoulos 2014
Tamika Williams 2014-16
Bryce Willis ..... 2026-Pres. (G.A.)
Camryn Whitaker 2015-16

YEAR-BY-YEAR

Yow Era

1977-78 .....Diane Beauchamp
1978-79 .....Diane Beauchamp
1979-80 .....Diane Beauchamp

Hall Era

1980-81 ..... Dorothy Jean (Dottie) Berry
1981-82 ..... Dorothy Jean (Dottie) Berry, ...Lynn Norenberg
1982-83 ..... Dorothy Jean (Dottie) Berry, ...Lynn Norenberg
1983-84 ..... Mike Kindred, Robin Board
1984-85 ..... Mike Kindred, Robin Board
1985-86 .....Cindy Noble-Hauserman, ... Donna Murphy
1986-87 .....Cindy Noble-Hauserman, ... Donna Murphy

Fanning Era

1987-88 .....Andy Barnes, ...Cindy Noble-Hauserman
1988-89 .....Andy Barnes, Cindy Noble- ..... Hauserman, Jane Dalton
1989-90 .....Jerry McLaughlin, Karen Booker, ... Jane Dalton, Lisa Bressman
1990-91 .....Jerry McLaughlin, Karen Booker, ...Ilene Hauser, Lisa Bressman
1991-92 ..... Jerry McLaughlin, Myra Fishback, ...Ilene Hauser, Brandi Dunigan
1992-93 ..... Jerry McLaughlin, Ilene Hauser, ...Jennifer Knoll
1993-94 ..... Jerry McLaughlin, Ilene Hauser, ...Jennifer Knoll
1994-95 ..... Karen Booker, Dawn Bryant, ... Kerry Cremeans

Mattox Era

1995-96 .....Ken Byrd, Carolyn Peck, ... Kerry Cremeans
1996-97 .....Ken Byrd, Leslie Nichols, ... Mollie McClure
1997-98 ..... Rick Griffith, Leslie Nichols, ... Mollie McClure
1998-99 ..... Rick Griffith, Leslie Nichols, ... Meghan Burke
1999-2000 ..... Rick Griffith, Leslie Nichols, ... Meghan Burke
2000-01 ..... Leslie Nichols, Rick Griffith, ... Meghan Burke
2001-02 ..... Leslie Nichols, Rick Griffith, ...Trey Clark
2002-03 .....Leslie Nichols, Scott Groninger, ...Trey Clark

DeMoss Era

2003-04 .....Matthew Mitchell, Niya Butts, ... Pam Stackhouse
2004-05 .....Matthew Mitchell, Niya Butts, ... Pam Stackhouse
2005-06 .....Niya Butts, Vonn Read, ... Pam Stackhouse
2006-07 .....Niya Butts, Vonn Read, ... Pam Stackhouse

Mitchell Era

2007-08 .....Niya Butts (Assoc. Head Coach), ... Wendy Palmer, Vonn Read
2008-09 ..... Kyra Elzy, Matt Insell, ... Wendy Palmer
2009-10 ..... Kyra, Elzy, Matt Insell, ... Shalon Pillow
2010-11 ..... Kyra, Elzy (Assoc. Head Coach), ... Matt Insell, Shalon Pillow
2011-12 ..... Kyra, Elzy (Assoc. Head Coach), ... Matt Insell, Shalon Pillow
2012-13 ..... Matt Insell, Shalon Pillow, Danielle ..... Santos
2013-14 .....Jeff House, Shalon Pillow, Danielle ..... Santos
2014-15 ..... Adeniyi Amadou, Christian .....Stefanopoulos, Tamika Williams
2015-16 ...Adeniyi Amadou, Camryn Whitaker, ... Tamika Williams
2016-17 ....Kyra Elzy (Assoc. Head Coach), Niya ..... Butts, Lin Dunn
2017-18 ....Kyra Elzy (Assoc. Head Coach), Niya ..... Butts, Lin Dunn
2018-19 ....Kyra Elzy (Assoc. Head Coach), Niya ..... Butts, Amber Smith
2019-20 ....Kyra Elzy (Assoc. Head Coach), Niya ..... Butts, Amber Smith

Elzy Era

2020-21 Niya Butts, Amber Smith, Daniel Boice
2021-22 .....Niya Butts (Assoc. Head Coach), ... Amber Smith, Gail Goestenkors
2022-23 .....Niya Butts (Assoc. Head Coach), ...Amber Smith, Jen Hoover
2023-24 ... Niya Butts (Assoc. Head Coach), Jen ..... Hoover, Crystal Kelly, Jenny Huth, Jaamal ..... Rhodes

ALL-TIME ASSISTANT COACHES

Years are listed showing their start in the fall. E.g., 2024-Pres. is the 2024-25 season and the 2025-26 season.

Brooks Era

2024-25 .....Lindsey Hicks (Assoc. Head Coach), ...Radvile Autukaite, Josh Petersen, Ciara . Gregory, Kendall Dillard, Hannah Orens (G.A.)
2025-26 .....Lindsey Hicks (Assoc. Head Coach), ...Radvile Autukaite, Josh Petersen, Ciara .....Gregory, Will Sims, Hannah Orens (G.A.)
2026-27 .....Lindsey Hicks (Assoc. Head Coach), ...Radvile Autukaite, Josh Petersen, Ciara Gregory, Will Sims, Bryce Willis (G.A.), Jaelynn Penn (G.A.)

G.A. – Graduate Assistant; S.A. – Student Assistant
** First full-time women's assistant coach*
^ In January 2023, the NCAA DI Council voted to increase the number of assistant coaches allowed in men's and women's basketball by two.

ALL-TIME TEAMS



1974-75

Back Row (L-R): Janie Begley, Sally Bussell, Pam Browning, Karen Kidd, Liz March, Carol Mindell, Brenda Wheeler, Linda Finamore, Manager. **Front Row (L-R):** Coach Sue Feamster, Wendy Martin, Ceal Barry, Ann French Thomas, Laura Schwager, Susie Sweitzer, Pam Sullivan, Cynthia Douglas, Manager.



1975-76

Back Row (L-R): Coach Sue Feamster, Lisa Kidd, Brenda Wheeler, Cathy Galloway, Janet Timperman, Liz March, Terri Galloway, Ceal Barry, Teri Boyd, Debbie Mack, Manager Angie Williams. **Front Row (L-R)**: Noreen White, Pam Browning, Karen Lewis, Melinda Warren, Kassie Kessinger, Sally Bussell.



1976-77

Back Row (L-R): Coach Debbie Yow, Debbie Oden, Karen Lewis, Laura Upton, Ann Deters, Janet Timperman, Pam Browning, Linda Edelman, Sharon Shipley (scorekeeper), Angie Williams (Statistician). **Front Row:** Mitzi Combs, Cathy Galloway, Teri Boyd, Ceal Barry, Debbie Mack.



1977-78

Back Row (L-R): Coach Debbie Yow, Maria Donhoff, Pam Browning, Laura Upton, Liz Lukschu, Jeannine Mjoseth, Janet Timperman, Assistant Coach Diane Beauchamp. **Front Row (L-R):** Manager Margaret LaFontaine, Debra Oden, Linda Edelman, Geri Grigsby, Debbie Mack, Terry Boyd, Mitzi Combs, Trainer Mimi Porter.



1978-79

Back Row (L-R): Coach Debbie Yow, Trainer Mimi Porter, Tanya Fogle, Liz Lukschu, Maria Donhoff, Debra Oden, Manager Margaret LaFontaine, Assistant Coach Diane Beauchamp. **Front Row (L-R):** Caroline Huelskoetter, Arlene Baluyut, Linda Edelman, Debbie Mack, Janet Timperman, Geri Grigsby, Denise Fetter, Bonnie Sizemore.



1979-80

Back Row (L-R): Trainer Mimi Porter, Coach Debbie Yow, Debra Oden, Sharon Garland, Maria Donhoff, Liz Lukschu, Valerie Still, Linda Edelman, Tanya Fogle, Manager Margaret LaFontaine, Assistant Coach Diane Beauchamp. **Front Row (L-R):** Van Harden, Cathy Barber, Geri Grigsby, Patty Jo Hedges, Lea Wise, Lori Edgington.



1980-81

Back Row (L-R): Trainer Mimi Porter, Coach Terry Hall, Kathy Lokie, Maria Donhoff, Jody Runge, Liz Lukschu, Valerie Still, Tanya Fogle, Assistant Coach Dottie Berry, Graduate Assistant Margaret LaFontaine. **Front Row (L-R):** Beth Kogoy, Lynette Lewis, Lori Edgington, Patty Jo Hedges, Lea Wise, Lisa Collins.



1981-82 • SEC Champions

Back Row (L-R): Coach Terry Hall, Graduate Assistant Lynn Norenberg, Kathy Lokie, Valerie Still, Jody Runge, Grace Odrick, Terri Naiser, Tanya Fogle, Assistant Coach Dottie Berry, Trainer Mimi Porter. **Front Row (L-R):** Manager Michele Oberst, Lisa Collins, Donna Martin, Patty Jo Hedges, Lori Edgington, Lea Wise, Diane Stephens, Manager Gary Loyd.

ALL-TIME TEAMS



1982-83

Back Row (L-R): Assistant Coach Dottie Berry, Trainer Sue Stanley, Terri Naiser, Valerie Still, Jody Runge, Sally Loughton, Karen Mosley, Leslie Nichols, Lisa Collins, Graduate Assistant Lynn Norenberg, Coach Terry Hall. **Front Row (L-R):** Diane Stephens, Donna Martin, Patty Jo Hedges, Lea Wise, Audre Andrew, Lynnette Lewis.



1983-84

Back Row (L-R): Coach Terry Hall, Graduate Assistant Robin Board, Leslie Nichols, Debbie Miller, Karen Mosley, Melanie Warren, Jody Runge, Melissa Napier, Assistant Coach Mike Kindred, Volunteer Assistant Patty Jo Hedges, Trainer Sue Stanley. **Front Row (L-R):** Sandy Harding, Julie Duerring, Lisa Collins, Lynnette Lewis, Diane Stephens and Donna Martin.



1984-85

Back Row (L-R): Graduate Assistant Robin Board, Assistant Coach Mike Kindred, Laurie Hudgens, Shelly Miller, Michelle Smith, Melanie Warren, Karen Mosely, Debbie Miller, Coach Terry Hall. **Front Row (L-R):** Nancy Cowan, Monique Tarantini, Michele Pennie, Leslie Nichols, Diane Stephens, Belitta Croley, Sandy Harding.



1985-86

Back Row (L-R): Coach Terry Hall, Trainer Sue Stanley, Laurie Hudgens, Shelly Miller, Karen Mosley, Melanie Warren, Debbie Miller, Leslie Nichols, Assistant Coach Cindy Noble, Assistant Coach Donna Murphy. **Front Row (L-R):** Michele Pennie, Monique Tarantini, Pam Shrum, Jodie Whitaker, Bebe Croley, Lynne Elbert, Sandy Harding.



1986-87

Back Row (L-R): Assistant Coach Cindy Hauserman, Assistant Coach Donna Murphy, Lynne Elbert, Pam Shrum, Laurie Hudgens, Shannon Freeman, Melanie Warren, Davitria Harrell, Debbie Miller, Bebe Croley, Coach Terry Hall, Trainer Sue Stanley. **Front Row (L-R):** Kris Miller, Monique Tarantini, Michele Pennie, Lora Spencer, Mary Jane White, Jodie Whitaker, Sandy Harding.



1987-88

Back Row (L-R): Trainer Sue Stanley, Assistant Coach Cindy Noble Hauserman, Beth Ousley, Pam Shrum, Angel Stevens, Davitria Harrell, Shannon Freeman, Lora Spencer, Debbie Hoskins, Julie Whitaker, Assistant Coach Andy Barnes, Coach Sharon Fanning. **Front Row (L-R):** Kris Miller, Mary Jane White, Monique Tarantini, Michele Pennie, Bebe Croley, Jodie Whitaker, Tracye Davis.



1988-89

Back Row (L-R): Publicist Rena Vicini, Manager Jenn Holman, Assistant Coach Andy Barnes, Assistant Coach Cindy Noble, Mary Custard, Pam Shrum, Angel Stevens, Lora Spencer, Vanessa Foster-Sutton, Jamie Hobgood, Stacy McIntyre, Coach Sharon Fanning, Trainer Sue Stanley, Graduate Assistant Jane Dalton, Manager Sharon McCauley. **Front Row (L-R):** Kris Miller, Malinka Salhi, Theresa Stewart, Jodie Whitaker, Ruth Mountain, Kristi Cushenberry, Tracye Davis.



1989-90 • WNIT Champions

Back Row (L-R): Assistant Coach Karen Booker, Graduate Assistant Lisa Bressman, Graduate Assistant Jane Dalton, Assistant Coach Jerry McLaughlin, Mia Daniel, Vanessa Foster-Sutton, Cathy Proctor, Lisa Ellis, Patressa Leonard, Josh Mills, Trainer Sue Stanley, Manager Susan Crabtree, Manager Tracy Livingston, Coach Sharon Fanning. **Front Row (L-R):** Kris Miller, Stacy McIntyre, Tracye Davis, Kristi Cushenberry, Tammy Dowdell, Jennifer Johnson, Malinka Salhi.

ALL-TIME TEAMS



1990-91

Back Row (L-R): Graduate Assistant Ilene Hauser, Graduate Assistant Lisa Bressman, Jennifer Gray, Christe Jordan, Cathy Proctor, Tedra Eberhart, Coach Sharon Fanning, Jocelyn Mills, Rebekah Reasor, Tiundra Love, Pattressa Leonard, Assistant Coach Karen Booker, Assistant Coach Jerry McLaughlin. **Front Row (L-R):** Trainer Lucresia Hunter, Manager Mia Daniel, Stacy McIntyre, Jamie Hobgood, Tracye Davis, Kristi Cushenberry, Kayla Campbell, Karen Killen, Manager Jennifer Johnson, Manager Stacye Buzzanca.



1991-92

Back Row (L-R): Publicist Gail Dent, Assistant Coach Jerry McLaughlin, Assistant Coach Myra Fishback, Jocelyn Mills, Cathy Proctor, Christe Jordan, Karri Koach, Coach Sharon Fanning, Jennifer Gray, Pattresa Leonard, Tiundra Love, Mia Daniel, Student Asst. Brandi Dunigan, Trainer Kim Bartley, Graduate Asst. Ilene Hauser. **Front Row (L-R):** Mgr. Kevin Quatman, Manager Diana Pardee, Stacey Reed, Kayla Campbell, Rebekah Reasor, Stacy McIntyre, Kristi Cushenberry, Tedra Eberhart, Karen Killen, Mgr. Stacye Buzzanca, Trainer Charlie Penny.



1992-93

Back Row (L-R): Manager Sherri Hammons, Graduate Assistant Jennifer Kroll, Coach Jerry McLaughlin, Christina Jansen, Christe Jordan, Karri Koach, Coach Sharon Fanning, Jennifer Gray, Becky McKinley, Julie Swarens, Coach Ilene Hauser, Manager Nancy Eckland, Graduate Trainer Heidi Britten. **Front Row (L-R):** Manager Steven Duanhoo, Student Trainer Ericka Kennedy, Stacey Reed, Kayla Campbell, Cathy Proctor, Jocelyn Mills, Mia Daniel, Tedra Eberhart, Manager Brandi Dunigan, Manager Kevin Quatman.



1993-94

Back Row (L-R): Publicist Gail Dent, Grad. Asst. Trainer Jennifer Wheeler, Student Trainer Jennifer Stewart, Academic Asst. Ester Cruz, Chrissy Roberts, Lyssa Simpson, Anne Sarkalahti, Karri Koach, Keeoma Warford, Stephanie Higginbotham, Stephanie Baker, Mgr Steven Duanhoo, Mgr Nancy Eckland, Mgr Jeanna Wagner, Staff Asst. Lee Reedy. **Front Row (L-R):** Coach Sharon Fanning, Asst. Coach Jerry McLaughlin, Stacey Reed, Tedra Eberhart, Kayla Campbell, Jennifer Gray, Christe Jordan, Christiana Jansen, Julie Swarens, Asst. Coach Ilene Hauser, Grad. Asst. Coach Jennifer Kroll .



1994-95

Back Row (L-R): Assistant Coach Karen Booker, Shaundra Roberts, Keeoma Wardford, Kim Denkins, Anne Sarkalahti, Vonda Jackson, Latasha Peterson, Stephanie Higginbotham, Assistant Coach Dawn Bryant. **Front Row (L-R):** Coach Sharon Fanning, Kristie Combs, Christina Jansen, Stephanie Baker, Karri Koach, Stacey Reed, Julie Swarens-Beickman, Chrissy Roberts, Graduate Assistant Kerry Cremeans.



1995-96

Back Row (L-R): Assistant Coach Ken Byrd, Assistant Coach Carolyn Peck, Shawn Manning, Marcia Webb, Kim Denkins, Vonda Jackson, Carmen Greenfield, Assistant Coach Kerry Cremeans, Coach Bernadette Locke-Mattox. **Front Row (L-R):** Domonique Mitchell, Tiffany Wait, Christina Jansen, Julie Swarens-Beickman, Shaunda Roberts, Torri Tillman.



1996-97

Back Row (L-R): Assistant Coach Ken Byrd, Coach Bernadette Mattox, Tiffany Wait, Kim Denkins, Katie Vieth, Vonda Jackson, Shawn Manning, Assistant Coach Leslie Nichols, Assistant Coach Mollie McClure. **Front Row (L-R):** Natalie Martinez, Nikki Hay, Shaunda Roberts, Robyn Embry, Patrice Boyd.



1997-98

Back Row (L-R): Coach Bernadette Mattox, Assistant Coach Rick Griffith, Stephanie Christman, Vonda Jackson, Katie Vieth, Kim Denkins, Laura Meadows, Assistant Coach Millie McClure, Assistant Coach Leslie Nichols. **Front Row (L-R):** Natalie Martinez, Natasha Ross, Tiffany Wait, Nikki Hay, Patrice Boyd, Jaye Barnes, Kenya Young.

ALL-TIME TEAMS



1998-99

Back Row (L-R): Coach Bernadette Mattox, Assistant Coach Leslie Nichols, Katie Vieth, Shantia Owens, Laura Meadows, Tanesha Seaton, Stephanie Christman, Assistant Coach Meghan Burke, Assistant Coach Rick Griffith. **Front Row (L-R):** Natalie Martinez, Rae Keith, Carolyn Alexander, Tiffany Wait, Jaye Barnes, Kenya Young, Erica Jackson, LaTonya McDole.



1999-00

Back Row (L-R): Assistant Coach Rick Griffith, Assistant Coach Leslie Nichols, Tanesha Seaton, Shantia Owens, Katie Vieth, Laura Meadows, Stephanie Christman, LaTonya McDole, Assistant Coach Meghan Burke, Coach Bernadette Mattox. **Front Row (L-R):** Nikki Young, Natalie Martinez, Carolyn Alexander, Tiffany Wait, Melissa Langelier, Erica Jackson, Rita Adams.



2000-01

Back Row (L-R): Trainer Amy Plas Marlin, Assistant Coach Meghan Burke, Assistant Coach Rick Griffith, Assistant Coach Leslie Nichols, Strength and Conditioning Graduate Assistant Jason Nehring. **Middle Row (L-R):** Shareon "Niecee" Patterson, Shambrica Jones, Aisha Bonets, Selia Helm, LaTonya McDole, Alvine Mendeng. **Front Row (L-R):** Danyelle Payne, Dasieka Hawthorne, Nikki Young, Coach Bernadette Mattox, Rita Adams, Kristin Connoly, Stepanie Stoglin.



2001-02

Back Row (L-R): Trainer Amy Marlin, Assistant Coach Trey Clark, Assistant Coach Rick Griffith, Assistant Coach Leslie Nichols, Strength and Conditioning Graduate Asst. Jason Nehring. **Middle Row (L-R):** Danyelle Payne, Shambrica Jones, Keiko Miller-Tate, Selia Helm, LaTonya McDole, Alvine Mendeng, Jenerrie Everette, Stephanie Stoglin. **Front Row (L-R):** Dasieka Hawthorne, Sara Potts, Coach Bernadette Mattox, Kristin Connoly, Rita Adams.



2002-03

Back Row (L-R): Trainer Pam Waller, Assistant Coach Trey Clark, Assistant Coach Scott Groninger, Assistant Coach Leslie Nichols, Strength and Conditioning Graduate Asst. Jason Nehring. **Middle Row (L-R):** Kristen Grassi, Jennerie Everette, Keiko Tate, Jennifer Humphrey, Selia Helm, Stephanie Stumbo (not pictured), Shambrica Jones, Danyelle Payne. **Front Row (L-R):** Jenny Pfeiffer, Rita Adams, Coach Bernadette Mattox, Sara Potts, Racquel Ellis.



2003-04

Back Row (L-R): Afton Perry, Jennifer Goin, Keiko Tate, Jennifer Humphrey, Selia Helm, Jenerrie Everette, Shambrica Jones, Stephanie Stumbo, E'Lisa Ladson. **Front Row (L-R):** Assistant Coach Matthew Mitchell, Coach Mickie DeMoss, Angela Phillips, Nastassia Alcius, Danyelle Payne, Jenny Pfeiffer, Sara Potts, Racquel Ellis, Assistant Coach Niya Butts, Assistant Coach Pam Stackhouse.



2004-05

Back Row (L-R): Chante' Bowman, Keiko Tate, Eleia Roddy, Jennifer Humphrey, Sarah Elliott, Afton Perry, Stephanie Stumbo, Sade Buley. **Front Row (L-R):** Assistant Coach Matthew Mitchell, Coach Mickie DeMoss, Angela Phillips, Nastassia Alcius, Danyelle Payne, Sara Potts, Samantha Mahoney, Assistant Coach Pam Stackhouse, Assistant Coach Niya Butts.



2005-06

Back Row (L-R): LaQwesha "Moe" Gamble, Jenn'e Jackson, Jennifer "Lanky" Humphrey, Sarah Elliott, Eleia Roddy, Afton Perry, Stephanie Stumbo, Chante' Bowman. **Front Row (L-R):** Assistant Coach Vonn Read, Head Coach Mickie DeMoss, Carly Ormerod, Oreonna Taylor, Samantha Mahoney, Nastassia Alcius, Jenny Pfeiffer, Assistant Coach Pam Stackhouse, Assistant Coach Niya Butts.

ALL-TIME TEAMS



2006-07

Back Row (L-R): Brittany Edelen, Jenn'e Jackson, Jennifer Humphrey, Sarah Elliott, Eleia Roddy, Lydia Watkins, Amani Franklin. **Front Row (L-R):** Assistant Coach Vonn Read, Head Coach Mickie DeMoss, Carly Ormerod, Chante' Bowman, Nastassia Alcius, Samantha Mahoney, Jenny Pfeiffer, Moe Gamble, Assistant Coach Pam Stackhouse, Assistant Coach Niya Butts.



2007-08

Back Row (L-R): Christian Stefanopoulos (Video Coordinator), Leslie Lusk (Student Trainer), Melinda Redinger (Mgr.), Stephanie Tracey-Simmons (Strength Coach), Tricia Matysak (Head Trainer), Katie Kaiser (Mgr.), Beth Davis (Administrative Assistant). Middle Row (L-R): Assistant Coach Wendy Palmer, Assistant Coach Vonn Read, Lydia Watkins, Jenn'e Jackson, Eleia Roddy, Sarah Elliott, Catina Bett, Amani Franklin, Victoria Dunlap, (Assoc. Head Coach Niya Butts), Pam Stackhouse (Asst. AD/Women's Basketball), Matthew Mitchell (Head Coach). Front Row (L-R): Brittany Edelen, Amber Smith, Carly Ormerod, Chanté Bowman, Samantha Mahoney, Carly Morrow, Ali Lomax, Chelsea Chowning.



2008-09

Back Row (L-R): Lindsay Halligan (Mgr.), Dr. Robert Hosey (Team Doctor), Dean DiMarco (Mgr.), Melinda Redinger (Mgr.), Stephanie Tracey-Simmons (Strength Coach), Tricia Matysak (Head Trainer), David Stefanopoulos (Mgr.), Donovan Rogers (Mgr.), Angelique Moss (Student Trainer). Middle Row (L-R): Pam Stackhouse (Asst. AD/Women's Basketball), Sarah Rowe, Amani Franklin, Jenn'e Jackson, Jackie Sanders, Catina Bett, Eleia Roddy, Lydia Watkins, Victoria Dunlap, Rebecca Gray, Keyla Snowden, Christian Stefanopoulos (Video Coordinator). Front Row (L-R): Assistant Coach Kyra Elzy, Matthew Mitchell (Head Coach), Brittany Edelen, Carly Ormerod, Amber Smith, Carly Morrow, Assistant Coach Matt Insell, Assistant Coach Wendy Palmer.



2009-10

Back Row (L-R): Stephanie Campbell (Admin. Assistant), Brian Sensibaugh (Mgr.), B.J. Hazelwood (Mgr.), Stephanie Tracey-Simmons (Strength Coach), Christian Stefanopoulos (Video Coordinator), Donovan Rogers (Mgr.), David Stefanopoulos (Mgr.), Amy Tilley (Recruiting Assistant). Middle Row (L-R): Assistant Coach Matt Insell, Assistant Coach Shalon Pillow, Amani Franklin, Brittany Henderson, Anna Cole, Lydia Watkins, Victoria Dunlap, Assistant Coach Kyra Elzy, Pam Stackhouse (Asst. AD/Women's Basketball). Front Row (L-R): A'dia Mathies, Rebecca Gray, Crystal Riley, Matthew Mitchell (Head Coach), Amber Smith, Carly Morrow, Keyla Snowden. (Not pictured: Bernisha Pinkett)



2010-11

Back Row (L-R): Kyra Elzy (Associate Head Coach), Sarah Gerichs (Student Athletic Trainer), Karen Hewitt (Video Coordinator), Stephanie Campbell (Admin. Assistant), Nikki Stewart (Recruiting Assistant), Phillip Smith (Mgr.), David Stefanopoulos (Mgr.), Brian Sensibaugh (Mgr.), Donovan Rogers (Mgr.), Shalon Pillow (Assistant Coach). Middle Row (L-R): Assistant Coach Matt Insell, Stephanie Tracey-Simmons (Strength Coach), Amber Smith, Carly Morrow, Brittany Henderson, Samantha Drake, Sarah Beth Barnette, Victoria Dunlap, A'dia Mathies, Courtney Jones (Senior Athletic Trainer), Pam Stackhouse (Asst. AD/Women's Basketball). Front Row (L-R): Maegan Conwright, Jennifer O'Neill, Crystal Riley, Matthew Mitchell (Head Coach), Keyla Snowden, Bernisha Pinkett, Kastine Evans.



2011-12 • SEC Regular-Season Champions

Back Row (L-R): Sarah Gerichs (Student Athletic Trainer), Amy Tilley (Staff Support Associate), Karen Hewitt (Video Coordinator), Angela Schoenherr (Staff Support Associate), Stephanie Tracey-Simmons (Strength & Conditioning Coach), Courtney Jones (Senior Athletic Trainer), Kalee Robertson (Mgr.), Rachel Smith (Mgr.), Storm Dickerson (Mgr.). Middle Row (L-R): Brian Sensibaugh (Mgr.), Kevin Stewart (Mgr.), Kastine Evans, Maegan Conwright, Brittany Henderson, DeNesha Stallworth, Samantha Drake, Azia Bishop, Samarie Walker, Bra'Shey Ali, Bria Goss, Donovan Rogers (Mgr.), David Stefanopoulos (Mgr.). Front Row (L-R): Ukari Figgs (Asst. AD/Women's Basketball), Kyra Elzy (Associate Head Coach), Bernisha Pinkett, Crystal Riley, Amber Smith, Matthew Mitchell (Head Coach), Keyla Snowden, Jennifer O'Neill, A'dia Mathies, Matt Insell (Assistant Coach), Shalon Pillow (Assistant Coach).



2012-13

Back Row (L-R): Morgan Jett (Mgr.), Amy Tilley (Staff Support Associate), Courtney Jones (Senior Athletic Trainer), Angela Schoenherr (Staff Support Associate), Tiffany Hayden (Academic Counselor), Brian Sensibaugh (Mgr.), Brice Littlepage (Mgr.), Justin McKinley (Mgr.), Storm Dickerson (Mgr.). Middle Row (L-R): Bob Dunn (Video Coordinator), Crystal Riley (Student Assistant), Shalon Pillow (Assistant Coach), Danielle Santos (Assistant Coach), Brittany Henderson, Jelléah Sidney, Denesha Stallworth, Samantha Drake, Azia Bishop, Samarie Walker, Maegan Conwright, Matt Insell (Assistant Coach), Ukari Figgs (Asst. AD/Women's Basketball), Stephanie Tracey-Simmons, Strength & Conditioning Coach. Front Row (L-R): Bernisha Pinkett, Jennifer O'Neill, Bria Goss, Matthew Mitchell (Head Coach), A'dia Mathies, Kastine Evans and Janee Thompson.



2013-14

Back Row (L-R): Danielle Santos (Assistant Coach), Jeff House (Assistant Coach), Shalon Pillow (Assistant Coach), Storm Dickerson (Mgr.), Morgan Jett (Mgr.), Brice Littlepage (Mgr.), Tiffany Hayden (Academic Counselor), Justin Mathis (Mgr.), Courtney Jones (Senior Athletic Trainer), Beth Price (Staff Support Associate), Amy Tilley (Administrative Support Associate). **Middle Row (L-R):** Bob Dunn (Video Coordinator), Kyvin Goodin-Rogers, Jelléah Sidney, DeNesha Stallworth, Samantha Drake, Azia Bishop, Samarie Walker, Bernisha Pinkett, Ukari Figgs (Asst. AD/Women's Basketball), John Spurlock (Strength & Conditioning Coach), Crystal Riley (Staff Support Associate). **Front Row (L-R):** Linnae Harper, Bria Goss, Kastine Evans, Matthew Mitchell (Head Coach), Jennifer O'Neill, Janee Thompson, Makayla Epps.

ALL-TIME TEAMS



2014-15

Back Row (L-R): Morgan Jett (Mgr.), Abby Newton (Student Athletic Trainer), Courtney Jones (Senior Athletic Trainer), Beth Price (Staff Support Associate), John Spurlock (Strength & Conditioning Coach), Tiffany Hayden (Academic Counselor), Will Alton (Video Coordinator), Eric Huster (Mgr.), Alex Day (Mgr.). **Middle Row (L-R):** Amani Franklin (Staff Support Associate), Crystal Riley ((Staff Support Associate), Tamika Williams (Assistant Coach), Christian Stefanopoulos (Assistant Coach), **Back Row (L-R):** Alyssa Rice, Jelléah Sidney, Alexis Jennings, Ivana Jakubcova, Azia Bishop, Kyvin Goodin-Rogers, Adeniyi Amadou (Assistant Coach), Amy Tilley (Asst. AD/Women's Basketball), Kortez Wilson (Equipment Mgr.), Storm Dickerson (Mgr.). **Front Row (L-R):** Jaycee Coe, Janee Thompson, Bria Goss, Head Coach Matthew Mitchell, Jennifer O'Neill, Linnae Harper, Makayla Epps.



2015-16

Back Row (L-R): Alex Day (Mgr.), Mitchell Long (Mgr.), Camryn Whitaker (Assistant Coach), Tamika Williams-Jeter (Assistant Coach), Allison King (Mgr.), Torian Akins (Mgr.), Courtney Jones (Athletic Trainer), Beth Price (Staff Support Associate), John Spurlock (Strength & Conditioning), Tiffany Hayden (Academic Counselor), Will Alton (Video Coordinator), Morgan Jett (Mgr.), Kim Troxall (Creative Director), Kortez Wilson (Equipment Manger), Adeniyi Amadou (Assistant Coach), Amani Franklin (Staff Support Associate). **Middle Row (L-R):** Morgan Rich, Evelyn Akhator, Alyssa Rice, Ivana Jakubcova, Alexis Jennings, Batouly Camara, Kyvin Goodin-Rogers, Makenzie Cann. **Front Row (L-R):** Maci Morris, Chrishae Rowe, Janee Thompson, Matthew Mitchell (Head Coach), Linnae Harper, Makayla Epps, Taylor Murray.



2016-17

Back Row (L-R): Rachel Potter, Ogechi Anyagaligbo, Evelyn Akhator, Alyssa Rice, Makenzie Cann, LaShae Halsel **Front Row (L-R):** Paige Poffenberger, Jessica Hardin, Taylor Murray, Matthew Mitchell (Head Coach), Makayla Epps, Jaida Roper, Maci Morris



2017-18

Front Row (L-R): Kameron Roach, Amanda Paschal, Jessica Hardin, Matthew Mitchell (Head Coach), Taylor Murray, Maci Morris, Jaida Roper; Middle Row (L-R): Kortez Wilson (Equipment Manager), Amber Smith (Director of Player Development), Niya Butts (Assistant Coach), Paige Poffenberger, KeKe McKinney, Tatyana Wyatt, Alyssa Rice, Dorie Harrison, Ogechi Anyagaligbo, Makenzie Cann, LaShae Halsel, Lin Dunn (Assistant Coach), Kyra Elzy (Associate Head Coach), Amy Tilley (Director of Operations); Back Row (L-R): Austin Painter (Manager), Zach Earls (Manager), Braxton Whitney (Manager), Beth Price (Staff Support Assistant), Courtney Jones (Athletic Trainer), Tiffany Hayden (Academic Counselor), John Spurlock (Strength Coach), Daniel Boice (Coaching Video Coordinator), Jennifer Heersche (Staff Support Assistant), Rachael Blackburn (Manager), Allison King (Manager), Kim Troxall (Creative Director)



2018-19

Front Row (L-R): Sabrina Haines, Amanda Paschal, LaShae Halsel, Taylor Murray, Matthew Mitchell, Maci Morris, Paige Poffenberger, Jaida Roper, Kameron Roach; Second Row (L-R): Kortez Wilson, Aisha Foy, Niya Butts, Ogechi Anyagaligbo, Blair Green, Rhyne Howard, Nae Nae Cole, Dorie Harrison, Tatyana Wyatt, KeKe McKinney, Amber Smith, Kyra Elzy, Amy Tilley; Back Row (L-R): Rachael Blackburn, Braxton Whitney, Braxton Price, Maggie Hudson, Courtney Jones, Jackie Clark, Tiffany Hayden, Carrie Marshall, Daniel Boice, Austin Painter, Philip McManamy, Kim Troxall



2019-20

Front (L-R): Ogechi Anyagaligbo, Emma King, Sabrina Haines, Jaida Roper, Matthew Mitchell, Amanda Paschal, Chasity Patterson, Kameron Roach, Blair Green; Middle (L-R): Aisha Foy, Amy Tilley, Amber Smith, Rhyne Howard, Tatyana Wyatt, KeKe McKinney, Nae Nae Cole, Dre'una Edwards, Deasia Merrill, Niya Butts, Kyra Elzy, Kortez Wilson; Back (L-R): Harrison Roberts, Kim Troxall, Courtney Jones, Dashaun Williams, Maddy Davis, Rachael Blackburn, Tiffany Hayden, Carrie Marshall, Mariah Osborne, Daniel Boice, Jackie Wood, JT Orem



2020-21

An official 2020-21 team photo was never taken due to the Covid-19 pandemic.

(L-R): Niya Butts, Jazmine Massengill, Kyra Elzy, Emma King, Nyah Leveretter, Dre'una Edwards, Olivia Owens, KeKe McKinney, Rhyne Howard, Treasure Hunt, Chastity Patterson, Kameron Roach, Tatyanna Wyatt, Robyn Benton, Erin Toller, Blair Green, Amber Smith, Daniel Boice



2021-22 • SEC Tournament Champions

Front Row (L-R): Niya Butts, Jada Walker, Jazmine Massengill, Rhyne Howard, Kyra Elzy, Blair Green, Robyn Benton, Erin Toller, Gail Goestenkors; Second Row (L-R): Passion Richardson, Amy Tilley, Lee Taylor, Amber Smith, Emma King, Dre'una Edwards, Olivia Owens, Nyah Leveretter, Treasure Hunt, DeNesha Stallworth, Tiffany Hayden, Aisha Foy; Back Row (L-R): Declan Maloney, Ethan Howard, Dashaun Williams, JT Orem, Daniel Boice, Carrie Marshall, Courtney Jones, Kim Troxall

ALL-TIME TEAMS



2022-23

Front Row (L-R): Saniah Tyler, Emma King, Robyn Benton, Kyra Elzy, Blair Green, Jada Walker, Cassidy Rowe; **Back Row (L-R):** Tionna Herron, Eniya Russell, Adebola Adeyeye, Ajae Petty, Nyah Leveretter, Zennia Thomas, Maddie Scherr, Kennedy Cambridge, Amiya Jenkins



2023-24

Front Row (L-R): Eniya Russell, Cassidy Rowe, Maddie Scherr, Kyra Elzy, Saniah Tyler, Brooklynn Miles, Emma King; **Back Row (L-R):** Jordy Griggs, Amiya Jenkins, Nyah Leveretter, Ajae Petty, Janae Walker, Zennia Thomas



2024-25

Front Row (L-R): Tanah Becker, Saniah Tyler, Georgia Amoore, Kenny Brooks, Dazia Lawrence, Cassidy Rowe, Gabby Brooks; **Back Row (L-R):** Jordan Obi, Lexi Blue, Clara Strack, Clara Silva, Teonni Key, Amelia Hassett, Dominika Paurová



2025-26

Front Row (L-R): Lexi Blue, Gabby Brooks, Tonie Morgan, Kenny Brooks, Asia Boone, Josie Gilvin, Jordan Obi; **Back Row (L-R):** Dominika Paurová, Amelia Hassett, Clara Strack, Teonni Key, Elsa Vadfors, Kaelyn Carroll



2026-27

Front Row (L-R): Jemma Amoore, Diana Collins, Asia Boone, Kenny Brooks, Gabby Brooks, Maddyn Greenway, Emily McDonald; **Back Row (L-R):** Dominika Paurová, Me'Arah O'Neal, Clara Strack, Ajša Sivka, Ayanna Patterson, Savvy Swords

KENTUCKY WOMEN'S BASKETBALL TIMELINE

Kentucky women's basketball has been recognized as having a spirited and winning tradition. It was in the early 1900s that women began playing the new game on "Miss Nettie's Lawn" in Lexington ... and so the tradition continues.

1902 — The very first University of Kentucky basketball team was organized. Women's basketball begins on the UK campus with its first game on Feb. 21, 1903.

1904 — C.P. St. John coached the 1904 team, leading it to a 2-0 record with victories vs. Georgetown (14-10) and Jessamine Female Institute (28-1).





1906 — The 1906 UK women's basketball team, then known as Kentucky State College. The team, coached by Thomson Bryant, played only one game vs. Georgetown and fell, 15-14.

1924 — The 1924 team, coached by Bart Peak, swept its 10-game schedule and claimed not only the championship of Kentucky, but the championship of the South.

1903 | 1904 | 1906 | 1924 | 1974



1903 — The 1903 UK women's basketball team was coached by Jane Todd Watson, finishing 1-0 by defeating KU (now Transylvania), 16-10.

1924 — The University Senate passed a bill to abolish women's basketball in part because according to state politicians basketball had proven to be a strenuous sport for boys and therefore was too strenuous for girls.

1974 — After a 50-year absence, at the turn of the 70s, women's teams at UK once again began playing intercollegiate games.

1974 — Sue Feamster coached UK from 1971-74 before it gained varsity status in 1974. Women's basketball finally reached varsity status and the team is given the nickname "Lady Cats."



KENTUCKY WOMEN'S BASKETBALL TIMELINE

1976 — Feamster handed over the coaching reins to Debbie Yow, who compiled a 79-40 record in four seasons from 1976-1980. In 1979, Yow recruited Valerie Still, Patty Jo Hedges and Lea Wise, one of the best recruiting classes in UK women's basketball history.





1980 — Terry Hall arrived at UK in 1980 and was named the Kentucky Women's Intercollegiate Conference Coach of the Year in her first season at UK.

1983 — With the talented trio of Hedges, Still and Wise, Kentucky was ranked fourth twice during the '82-83 season and broke the national record for attendance at a women's collegiate game when 10,622 fans saw the Cats defeat Old Dominion, 80-66, in Memorial Coliseum on Feb. 5, 1983.



1977 — Lady Kat starting center Pam Browning became an All-American and compiled 1,598 points in her collegiate career. She ranks as the sixth-leading scorer at UK to this day.

1976 | 1977 | 1979 | 1980 | 1982

1979 — The Lady Kats upset second-ranked Tennessee, 66-64, before 4,500 fans in Memorial Coliseum. The attendance got a big boost when the much-anticipated game between the school's men's teams later that evening was canceled because of snow.



1982 — The Cats captured the SEC Tournament title for the first time in school history with an 80-74 victory over Tennessee. Following the game, the huge home crowd stormed the court in a celebration that lasted nearly 30 minutes.



1982 — Lea Wise hit 15-of-16 outside shots against Illinois in an NCAA playoff game, helping the Cats win, 88-80. Wise, a Lexington product, also led the team in autograph and photo requests because of her flashy and productive court play and her resemblance to actress Farrah Fawcett.

KENTUCKY WOMEN'S BASKETBALL TIMELINE



1983 — Valerie Still became the all-time leading scorer (among men and women) in Kentucky basketball history with 2,763 points in 119 games, a record that still stands.

1986

1986 — Kentucky served as the host to the NCAA women's Final Four in Rupp Arena.

1987

1987 — The three-point goal is introduced to the women's game, proving to be an integral part of Kentucky basketball history for years to come.

1987 — Sharon Fanning is named the fourth head coach of the Lady Kats.



1990

1990 — Under third-year coach Sharon Fanning, UK compiled a 23-8 record, edged into the top 25, and won three tournament titles, including an 85-76 come-from-behind victory over Toledo in the NWIT Championship.



1991

1991 — UK scores one of the biggest upsets in the program's history with a 67-66 victory over intrastate rival and eventual NCAA runner-up Western Kentucky in Bowling Green.



1991 — Kristi Cushenberry became a member of UK's 1,000-point club in 1991 and currently ranks 14th on the all-time scoring list.

1991 — One year after winning the NWIT, UK made its first NCAA appearance since 1985-86.

KENTUCKY WOMEN'S BASKETBALL TIMELINE

1993 — UK re-enters the AP Poll at No. 24 after claiming the Lady Kat Invitational title.

1995 — Bernadette Locke-Mattox is chosen as the fifth head coach of the Cats.



1995 — Stacey Reed graduates after four successful seasons at UK, leading the Cats in scoring both her junior and senior seasons, and assists and steals during all four years at Kentucky. Reed also broke UK's all-time career steals record with 309.



1999 —The Cats shucked the Nebraska Cornhuskers, 98-92, in the first round of the 1999 NCAA Tournament West Region in Los Angeles, Calif. UK scored a record-breaking 64 second-half points.

1996 — Kim Denkins was an All-SEC selection as a sophomore and now ranks No. 21 on the all-time scoring list.

1998 — Mattox is chosen to be an assistant coach for the USA Basketball World Championship team.

1991 | 1993 | 1995 | 1996 | 1998 | 1999



1991 — Togetherness proved to be a successful formula as UK posted a 20-9 record and made its first appearance in the NCAA Tournament since 1985-86.



1999 — Erica Jackson led the Cats in both assists and steals in her two seasons as a Wildcat.

1999 — The Cats turned heads by charting more than 20 wins for the first time in nine years and defeating three ranked opponents. After reaching the semifinals of the SEC Tournament, the Cats beat Nebraska in the first round of the NCAA Tournament before falling to UCLA in the second round.



1998 —Jaye Barnes led the Cats in scoring in 1998.



KENTUCKY WOMEN'S BASKETBALL TIMELINE

2000 — Shantia Owens becomes the first player from UK to be taken in the WNBA draft, selected 53rd by the Phoenix Mercury.

2000 — Tiffany Wait broke a school record for most games played with 122, also surpassing Jodie Whitaker on the Cats' all-time scoring list with 1,445 points. She currently ranks 12th.



2003 — Valerie Still's jersey is retired at halftime of the UK-Alabama game at Memorial Coliseum, marking the first time in school history that a woman's jersey was retired.



2003 — Within months of her hire, Mickie DeMoss and her staff hit the recruiting trail and signed one of the most highly touted recruiting classes in school history. Many dubbed the 6th-ranked class as the "Fab Five".

2001

2001 — The Wildcats took a summer tour of France and Switzerland and returned home with an unblemished 5-0 record.

2003



2003 — After 18 seasons as an assistant coach at Tennessee, Mickie DeMoss is named the sixth head coach of the UK women's basketball team.

2004

2004 — Kentucky celebrates 30 years of varsity women's basketball.



2004 — Senior and Kentucky native Selia "SeSe" Helm ended her UK career etched in the record book in three different categories: scoring (5th), rebounding (8th) and field goals (3rd).

KENTUCKY WOMEN'S BASKETBALL TIMELINE

2004 — Enthusiasm generated by the hiring of the wildly popular Mickie DeMoss, combined with a brilliant and well-funded marketing plan, resulted in a staggering fan craze. Kentucky fans bought tickets at an unprecendented rate. UK ranked No. 1 nationally in increased attendance (3,488 more than the 2002-03 average), ranked No. 2 (behind perennial power Tennessee) in Southeastern Conference attendance, and was 16th nationally (5,182) in attendance average.



2004 — UK set new season attendance records in 2003-04, averaging 5,182 fans per game.



2005 — Freshman center Sarah Elliott scored a team-high 15 points to lead UK to a 71-63 win over 18th-ranked Georgia in Rupp Arena. It was UK Hoops' first win over a ranked opponent in five seasons and the first under second-year coach Mickie DeMoss. Elliott was named SEC Freshman of the Week after that performance, the first freshman to receive the honor in Wildcat history.

2005 — UK Coach Mickie DeMoss makes her first return to Thompson-Boling Arena in Knoxville, Tenn., where she first made a name for herself as a coach. DeMoss is presented with a glass vase by UT Coach Pat Summitt before a standing ovation.



2005 — UK completed the longest postseason run in school history by advancing to the 2005 WNIT final four. Sara Potts, who averaged 27.8 points per game during the four-game run was named to the All-Tournament team.

2004

2005

2005 — For the second consecutive season, the Wildcats broke the school's attendance record. A total of 90,663 fans passed through the turnstiles during the 2004-05 season, smashing the school's previous single-season attendance total of 72,553 set during the 2003-04 campaign.



2005 — Sara Potts concluded her illustrious career as the only player in UK women's basketball history to hit 200 or more 3-pointers in a career. She currently ranks eighth on the all-time scoring list (1,563 points).

2005 — Valerie Still was inducted into the charter class in the newly created UK Athletics Hall of Fame. She was the only female of the 88 inductees.

KENTUCKY WOMEN'S BASKETBALL TIMELINE

2006 — The Wildcats were ranked 21st in The Associated Press and 23rd in the USA Today/ESPN Coaches Poll for one week. UK's No. 21 ranking marked the highest ranking in the AP poll since receiving a No. 19 position on Feb. 10, 1985.





2006 — Kentucky became just the fourth unranked team in the history of NCAA women's basketball to knock off a No. 1 team when the Cats defeated top-ranked Tennessee, 66-63, on Jan. 26, 2006—Junior Jenny Pfeiffer led the Cats in scoring with 16 points, including 7-of-7 free-throws. Pfeiffer nailed the game-winning free-throws with 14.8 seconds remaining and junior Nastassia Alcius added two charity shots in the waning seconds of the game to ice the victory. It was Kentucky's first win over the Lady Vols in 20 years.



2006



2006 — A then school-record attendance of 13,689 fans witnessed Kentucky upset No. 1 Tennessee in Rupp Arena.



2006 — Sophomore Samantha Mahoney was Kentucky's leading scorer in 2005-06, averaging 11.9 ppg. She currently ranks fifth on UK's all-time scoring list with 1,601 career points.



2006 — DeMoss was named the SEC Coach of the Year by the SEC coaches and The Associated Press, UK's first in school history.

2006 — DeMoss piloted a team that went from winning a combined 20 games in the two years prior to her arrival in 2003, to a record-breaking regular season that included the most wins (22) since 1989-90, the most conference wins in school history (nine), the highest conference finish (fourth) in 23 years, an appearance in the SEC Tournament semifinals for the first time in seven years, and UK's first bid in the NCAA Tournament in seven years with its highest seed (fifth) since 1983.

KENTUCKY WOMEN'S BASKETBALL TIMELINE

2007 — During halftime of the UK vs. Ole Miss game on Jan. 17, a special ceremony took place as 571 fallen soldiers from Kentucky were honored. Since its completion in 1950, Memorial Coliseum has borne the names of thousands of Kentucky's war dead. But the lists of names – framed and hung on the walls of the ramps along two sides of the coliseum – had not been updated since the end of the Vietnam War. Their names were added to those of their predecessors during the ceremony. A season-high 7,565 fans and family members of the fallen soldiers witnessed the special event in Memorial Coliseum.



2007 — Coach Matthew Mitchell earned his first win as the head coach at Kentucky when the Wildcats defeated USC-Upstate in the season opener, 74-59, on Nov. 10, 2007.

2007 — After four seasons at the helm, Mickie DeMoss resigned April 11 as head coach. She compiled an overall record of 71-56 at Kentucky, including a 20-14 mark during the 2006-07 season.



2007 — Matthew Mitchell was named the seventh head coach in UK Hoops history on April 23, 2007. He was welcomed by UK President Dr. Lee T. Todd, Jr. and Athletics Director Mitch Barnhart.

2008 — Kentucky charted eight wins during regular season Southeastern Conference play, marking the second-most league wins in school history. In his first season as head coach of the Wildcats, Matthew Mitchell's eight SEC wins were the most conference wins by a first-year head coach in UK Hoops history.

2007

2008



2007 — Jennifer Humphrey pulled down 964 career rebounds, becoming just the second Wildcat in UK history to chart over 900 rebounds in a career. Former All-American Valerie Still (1,525 rebounds) is the other Wildcat to accomplish the feat.

2008 — A school-record five Wildcats earned postseason SEC honors. Samantha Mahoney and Sarah Elliott were named to the second team, Victoria Dunlap and Amber Smith were selected to the All-Freshman Team and Chelsea Chowning was named the SEC Scholar Athlete of the Year. Elliott and Mahoney also were named honorable mention All-SEC by The Associated Press.

2008 — Chelsea Chowning became the first women's basketball player in school history to earn Academic All-America honors when she was named to the 2008 ESPN The Magazine Academic All-America Third Team as selected by the College Sports Information Directors of America (CoSIDA).



2008 — The Wildcats participated in a school-record fourth consecutive postseason tournament with a quarterfinals finish in the WNIT. UK received a first-round bye and defeated Middle Tennessee and James Madison in Memorial Coliseum before narrowly falling to eventual champion Marquette in the quarterfinals in Lexington.

KENTUCKY WOMEN'S BASKETBALL TIMELINE



2008 — Samantha Mahoney scored a career-high 30 points in the post-season WNIT vs. James Madison and become UK's third all-time leading scorer. She ended her illustrious career with 1,601 points.

2008 — Senior center Sarah Elliott became UK's all-time leading blocker. She holds the school record for blocks in a game (6), season (56), and career (195).

2009 — Kentucky defeated No. 13/19 Tennessee, 66-56, on Feb. 19, 2009. It marked the Cats' first win over the Lady Vols in Memorial Coliseum in 23 years (Jan. 24, 1986).



2009 — Senior Carly Ormerod ended her illustrioius career ranked on several career lists including, 3-pointers made (8th - 101), 3-pointers attempted (7th - 315), 3-pt field goal percentage (10th- .321) and assists per game (9th - 2.92).

2009 — Sophomore Victoria Dunlap totaled a team-high 290 rebounds which ranks seventh on UK's single-season rebounding list.

2009 — Senior center Eleia Roddy recorded 12 double-doubles during her senior season. With seven consecutive double-doubles, she become just the fourth player in school history and first since Jocelyn Mills in 1991 to record double-doubles in four or more straight games. She and former UK All-American Valerie Still are the only players in school history to have recorded five or more consecutive double-doubles.

2009

2008 — Seniors Chanté Bowman, Sarah Elliott, and Samantha Mahoney will forever leave a mark on the program as they helped UK appear in four straight postseason tournaments and ink several "firsts" in UK Hoops history in their four-year career.





2009 — Matthew Mitchell became the first Kentucky head coach since Terry Hall in the 80-81 & 81-82 seasons to advance to postseason in the first two years at the helm.

2009 — UK was the only school in the SEC to boast two or more graduates on its roster (Carly Ormerod and Eleia Roddy) during the 2008-09 season. Ormerod graduated an entire year early while Roddy graduated a semester ahead of schedule.



KENTUCKY WOMEN'S BASKETBALL TIMELINE

2009 — UK opened "Year Three" of the Matthew Mitchell era with the first game of the women's collegiate basketball season against first-time opponent Boston in Memorial Coliseum. The Cats went on to win 92-58, the first of a school-record tying 11 straight wins to start the 2009-10 season.



2009 — UK defeated intrastate rival Louisville, 101-67, in front of the eighth-largest crowd in Memorial Coliseum. The Cats set the school record for free throws made (36) and attempted (52) in a game.

2010 — Hardly on anyone's radar in the preseason, UK quickly caught the rapt attention of Wildcat fans and foes alike on its way to rolling up a school-record 28 wins, including 11 in conference play, reaching the finals of the SEC Tournament and advancing to the NCAA Regional finals.



2010 — UK, which received a No. 4 seed, advanced to the NCAA Elite Eight for just the second time in program history after upsetting top-seeded and ninth-ranked Nebraska in the Sweet 16.

2010 — Kentucky made its school-record sixth consecutive postseason appearance with their seventh overall bid to the NCAA Tournament.

2010 — UK finished with a national ranking of ninth in the USA Today/ESPN Coaches Poll and 19th in the AP poll.

2009

2010

2010 — The Cats went undefeated at home (17-0) for just the second time in school history. The 17 wins in Memorial Coliseum were a school record.



2010 — Junior Victoria Dunlap was named UK's first SEC Player of the Year by the AP and league coaches. She also became just the second player in UK history to earn State Farm/WBCA (formerly Kodak) All-America honors, joining three-time All-American Valerie Still.

2010 — Freshman guard A'dia Mathies was named UK's first SEC Freshman of the Year by the league coaches. She also earned Full-Court Press Second Team Freshman All-America honors and was Second Team All-SEC as well as being a unanimous chose for the All-SEC Freshman Team.

2010 — UK ranked among the top 20 in four different team categories in the NCAA statistical rankings, including third nationally in turnover margin (+7.33).



2010 — UK became just the second school in SEC history to sweep all three of the major SEC awards as Victoria Dunlap was SEC Player of the Year, A'dia Mathies was SEC Freshman of the Year and Matthew Mitchell was named SEC Coach of the Year. Tennessee did it prior to its 1998 national title.

KENTUCKY WOMEN'S BASKETBALL TIMELINE

2011 — The Wildcats charted their second straight 20-win season, marking the first time UK accomplished that feat since the 2005-06 and 2006-07 seasons.

2011 — UK finished second in the SEC regular season and was runner-up in the SEC Tournament for the second straight season.

2011 — The Wildcats made their school-record seventh consecutive postseason appearance with a second-round finish in the NCAA Tournament. It marked UK's first back-to-back NCAA appearances since the 1982-83 seasons.





2011 — Victoria Dunlap was the highest pick in the WNBA Draft in school history when she was selected in the first round as the 11th overall pick by the Washington Mystics in 2011.

2011



2011 — The Cats finished No. 17 in the final AP poll and No. 16 in final USA Today/ESPN coaches' poll. It marked the highest final AP ranking since the Wildcats finished 11th in 1983.

2011 — Victoria Dunlap ended her career ranked in the top 10 of 14 career lists, including No. 1 in all-time games played and started (133) and No. 2 all-time in scoring (1,846), rebounding (1,099), blocks (178), steals (307), free-throws made (445) and free-throws attempted (714).



2011 — For the first time in three years, the Wildcats returned to Rupp Arena on Dec 8, 2011. The Wildcats looked comfortable in their second home as they upset No. 6/5 Duke, 72-65, in front of a school-record 14,508 fans. Freshmen Bria Goss and Azia Bishop teamed up to combine for 31 points, 14 rebounds, four blocks and four steals on 15-24 shooting from the field. After defeating No. 10/11 Louisville just days before, the Duke win gave the Wildcats their first back-to-back wins over top 10 teams in school history.

KENTUCKY WOMEN'S BASKETBALL TIMELINE

2012 — A'dia Mathies turned in one of the most impressive individual performances in UK Hoops history, netting a career-best 34 points to go along with nine rebounds, two assists, two blocks and two steals in Kentucky's 61-60 win over No. 6/7 Tennessee in Memorial Coliseum. Mathies hit the game winner with 4.2 seconds remaining to snap the Lady Vols' 36-game SEC winning streak.





2012 — Kentucky completed one of the most successful seasons in school history with a 28-7 overall record, including an 18-0 mark at home, and an appearance in the Elite Eight for the second time in three years. The Wildcats defeated McNeese State, Green Bay and Gonzaga before falling to No. 3 Connecticut in the NCAA Regional Finals. Samarie Walker was named to the All-Regional Tournament team after averaging 13.3 points and 10.8 rebounds in four NCAA Tournament games.

2012 — UK earned several postseason SEC honors as Matthew Mitchell was named SEC Coach of the Year by The Associated Press, A'dia Mathies was named SEC Player of the Year (Coaches and AP), Bria Goss was SEC Freshman of the Year (Coaches and AP) and Keyla Snowden was Co-6th Woman of the Year (Coaches). UK is the only SEC school to ever win three consecutive AP SEC Players of the Year honors. Victoria Dunlap was the AP SEC Player of the Year in 2010 and 2011, while Mathies was the 2012 AP SEC Player of the Year.

2012 — UK's defense, dubbed "40 minutes of dread," forced a school-record and NCAA-high 939 turnovers. The Cats forced Arkansas-Pine Bluff into a school-record 49 miscues.

2012 — UK tied the school record for wins at 28. The record was set in 2009-10. UK also won a school-record 13 SEC games.



2012



2012 — A'dia Mathies became the 28th member of UK's 1,000-point club and was named UK's third straight SEC Player of the Year.

2012 — Kentucky defeated Mississippi State on Feb. 26, 76-40, giving the Wildcats their school-record 13th conference win and the outright SEC regular season championship, their first since 1982. UK charted an SEC-high 20 steals in the game, while forcing 33 turnovers. Ten players scored at least two points, led by A'dia Mathies and Bernisha Pinkett with 13 points apiece.



2012 — The Cats finished No. 12 in the final AP poll & No. 8 in final USA Today/ESPN coaches' poll. It marked the highest final AP ranking since finishing 11th in 1983 and the highest final ranking in the coaches' poll in school history.

KENTUCKY WOMEN'S BASKETBALL TIMELINE



2012 — The attendance of 18,488 vs. DePaul in Rupp Arena on Dec. 7, 2012 set a new school record.

2013 — Three players were honored by the SEC, including Mathies, who was named the 2013 SEC Co-Player of the Year along with Tennessee's Meighan Simmons. Stallworth joined Mathies on the All-SEC First Team, while junior forward/center Samarie Walker was named to the All-SEC Second Team and All-Defensive Team. Mathies was also named AP SEC Player of the Year, becoming the first player to win back-to-back SEC Player of the Year honors from the league coaches since Seimone Augustus of LSU earned it in 2005 and 2006.



2013 — A'dia Mathies and Brittany Henderson became the winningest class in school history with a 111-30 (.787) overall record, including a 64-3 (95.5) mark at home, and the first to go to four straight NCAA Tournaments.

2013 — Mathies set UK's all-time steals record with 320. The previous record was 309 by Stacey Reed from 1991-95.

2013

2013 — Coach Matthew Mitchell became UK's all-time winningest coach on March 3 with a 78-65 win over No. 8 Tennessee.



2013 — UK set school records for consecutive wins (17), consecutive home wins (34), 3-point field goals made (240), 3-point field goals attempted (731), blocks (181) and steals (429) in a single season.



2013 — The Wildcats won a school-record 30 games, charted 25-plus wins for a school-record fourth straight season, advanced to the NCAA Tournament for a school-record fourth straight season, including second consecutive Elite Eight appearance and third in the last four seasons.

KENTUCKY WOMEN'S BASKETBALL TIMELINE

2013 — Senior A'dia Mathies concluded her outstanding career ranked in the top 10 of 13 career lists, including second in scoring. She became just the fifth player in UK history, men or women, to reach 2,000 career points, joining Wildcat greats Dan Issel (2,138, 1967-70), Kenny "Sky" Walker (2,080, 1982-86), Jack "Goose" Givens (2,038, 1974-78) and UK Hoops' all-time leading scorer Valerie Still (2,763, 1979-83).



2013 — Mathies was chosen as the 10th overall pick in the WNBA draft by the Los Angeles Sparks, becoming the highest draft pick in school history and UK's second first-round pick in the last three seasons.

2013 — A school-record 23,706 fans attended UK's game vs. No. 2 Duke on Dec. 22, 2013, besting the previous high of 18,422 set vs. DePaul on Dec. 7, 2012. The attendance marked the largest crowd ever to see a college women's hoops game in the Commonwealth and the fifth-largest crowd in NCAA history. It marked the first sellout in Rupp Arena for a women's basketball and UK's second sellout of the season. UK's game vs. Louisville on Dec. 1 in Memorial Coliseum also was a sellout.



2013

2014 — Junior point guard Jennifer O'Neill came off the bench vs. Baylor to net a school-record 43 points on 14-of-31 shooting, netting 33 in the second half and overtime periods. The Co-SEC 6th Woman of the Year led the team in scoring for the season with 12.6 ppg.



2014 — Playing in a double-header with the UK men's team in the Dallas Cowboys' AT&T Stadium in Arlington, Texas, the Wildcats defeated Baylor in a four overtime thriller, 133-130. The 263 combined points set a new NCAA record, besting the previous high for a Division I women's game of 252 points in SMU's 127-125 win over TCU, also in four overtimes, on Jan. 25, 1997. The Wildcats also won consecutive games against top-10 teams for the first time in school history and set school records for points (133), free-throws made (49) and free-throws attempted (66).



2013 — UK ended the regular season at No. 7 in both The Associated Press poll and the 31-member Board of Coaches poll. It marked the highest rankings in the final polls in school history.

2013 — Kentucky won a school-record tying 13 games in Southeastern Conference play and advanced to the SEC Tournament championship game for the third time in the last four years.

KENTUCKY WOMEN'S BASKETBALL TIMELINE

2014 — Junior point guard Jennifer O'Neill scored six of her game-high 24 points in the closing minutes of the game to give No. 18 Kentucky a 75-71 win over No. 8 Tennessee on Feb. 16, marking the Wildcats' first win in Knoxville since 1985 and first-ever win in Thompson-Boling Arena.



2014 — The Wildcats finished 26-9, becoming one of just 10 programs to chart 25 or more wins in five straight seasons.



2014 — Senior forward DeNesha Stallworth was selected as the 25th overall pick in the 2014 WNBA draft by the Connecticut Sun. She was the fourth Wildcat to be drafted in the WNBA, including third in the last four years.

2014 — With a school-record and NCAA Tournament record 67 rebounds vs. Wright State in the opening round and 38 rebounds vs. Syracuse, UK broke the school record for rebounds in a single season of 1,513, surpassing the 1977-78 team who grabbed 1,426.

2014

2014 — Kentucky advanced to its fourth Sweet 16 in the last five years with wins over Wright State and Syracuse in the opening rounds.



2014 — Junior guard Bria Goss set a single-season record for free-throw shooting percentage, netting an SEC-high .901 percent (127-of-141).



2014 — UK averaged a school-record 6,727 fans per game, a mark that ranked ninth nationally. UK also drew 121,089 fans for its 18 home games, the highest total attendance in school history.

2014 — Kentucky charted its fourth-straight victory over intrastate rival Louisville on Dec. 7, including second straight over the Cards in the KFC Yum! Center, 77-68.

KENTUCKY WOMEN'S BASKETBALL TIMELINE

2014 — It was another epic battle between Kentucky and Baylor as the Wildcats clawed back from a 14-point, second-half deficit to defeat the Lady Bears in Rupp Arena in front of the school's second-highest crowd in school history (22,075) on Nov. 17.



2014 — Senior Jennifer O'Neill became the 30th member of UK's 1,000-point club on Nov. 17 vs. Baylor. She ended her career at No. 12 (1,449).



2014 — After falling to Illinois in the opening game, UK battled back from nine-point first-half deficits vs. Oklahoma and South Florida to win the 2014 Paradise Jam Reef Division in St. Thomas, Virgin Islands. Sophomore guard Makayla Epps was named Most Valuable Player of the round-robin event, while senior guard Jennifer O'Neill was named to the All-Tournament Team.

2014 — Kentucky's 367-game streak with a 3-pointer came to an end vs. Illinois (0-of-6) on Nov. 27, 2014.

2014 — Kentucky charted its fourth-straight victory over intrastate rival Louisville on Dec. 7, including second straight over the Cards in the KFC Yum! Center, 77-68.

2015 — UK ranked seventh nationally in average attendance with 6,379 fans per game, its second straight season in the top 10 and the highest since leading the nation in 1982-83.

2014

2015

2014 — Kentucky's 367-game streak with a 3-pointer came to an end vs. Illinois (0-of-6) on Nov. 27, 2014.

2015 — Senior guard Bria Goss was named to the Allstate Women's Basketball Coaches Association Good Works Team, one of 10 student-athletes; five from the NCAA® Division I and five from NCAA Divisions II, III and the NAIA. She was the second Wildcat to be named to the team as Kastine Evans was honored in 2014.



2015 — Makayla Epps' 42 points vs. Mississippi State in the regular reason ranked as the 10th-highest scoring game in the NCAA in 2014-15.



2015 — UK's four seniors (Azia Bishop, Bria Goss, Jennifer O'Neill and Jelleah Sidney) became the winningest class in school history with 108 wins.

2015 — UK won 20-plus games for a school-record sixth straight season.

KENTUCKY WOMEN'S BASKETBALL TIMELINE

2015 — Standing at just 5-foot-8, Linnae Harper was the shortest player to lead UK in rebounding in school history. She also was the only player in the nation to stand at 5-8 or under and average more than 7.0 rpg. She became the first guard to grab a team-high rebounding mark since Stacey Reed in 1994-95 and all seven of her career double-doubles came this season, including four in SEC play.



2015 — Four Wildcats earned SEC postseason awards as senior guard Jennifer O'Neill was SEC Sixth Woman of the Year for the second straight season, and was named to the All-SEC Second Team. Sophomore point guard Makayla Epps was an All-SEC First Team selection, while fellow sophomore Linnae Harper was named to the All-SEC Defensive Team. Freshman forward/center Alexis Jennings was named to the SEC All-Freshman Team.



2015 — UK snapped a three-game losing skid to USC and defeated No. 2 South Carolina on Senior Day, 67-56. The Cats held USC to a season-low 32.3 percent shooting, marking UK's first win over the nation's No. 2 team. Senior Jennifer O'Neill led the team with 15 points and eight rebounds.

2015



2015 — Kentucky was selected to host the First and Second Rounds of the NCAA Tournament in Memorial Coliseum for the second straight season. The Cats defeated Tennessee State before falling to Dayton in the second round.

2015 — The Cats finished No. 11 in the final AP poll and No. 16 in the final USA Today Sports coaches' poll. The rankings continued UK's school record streak of being ranked. UK was one of three programs (the others are Maryland and Notre Dame) to have both its men's and women's basketball teams ranked in top 15 of the AP poll.



KENTUCKY WOMEN'S BASKETBALL TIMELINE

2015 — Kentucky started its 2015-16 season with 11 straight wins, including defeating several ranked teams during that stretch in No. 15/15 Arizona State, No. 13/11 Duke and Louisville, who was receiving votes at the time UK played them. UK's 11-0 start was the first time the Wildcats have started a season 11-0 since 2013-14. UK has only had two other seasons in which it started out with 11 consecutive victories (2009-10, 2013-14). All three are under Mitchell.





2016 — Makayla Epps became the 31st player in school history to reach 1,000 career points on Thursday, Feb. 4 when Kentucky played at South Carolina.

2016 — Janee Thompson scored 16 points against Oklahoma in the second round of the NCAA Tournament to become the 32nd player in program history to reach 1,000 career points.



2015

2016

2016 — UK not only hosted the first and second rounds of the NCAA Tournament inside Memorial Coliseum in 2016, but Rupp Arena hosted an NCAA Regional in 2016 and the Wildcats were selected to play in the Lexington Regional. UK fell to Washington in the Sweet 16, however, Rupp Arena will also host an NCAA Regional in 2017 and 2018.

Nov. 18, 2015— Makayla Epps scored 21 points with 11 rebounds and 12 assists against Morehead State on Nov. 18, 2015 to record the second triple-double in program history. The first triple-double was Feb. 14, 1986 when Leslie Nichols scored 18 points with 13 rebounds and 11 steals. Epps' triple-double is the first of the points-rebounds-assists variety.





UK ranked 8th in the nation in average attendance with 6,454 — 2016 fans per game. It was the second-best mark in program history.

2015 — Matthew Mitchell won his 200th game at UK on Nov. 29 vs. Jackson State when the Wildcats def. JSU 92-24 in Memorial Coliseum.

KENTUCKY WOMEN'S BASKETBALL TIMELINE

2016 — Senior forward Evelyn Akhator started the 2016-17 season off in style with four straight double-doubles becoming only the sixth player in program history to record four straight double-doubles in a single season. Akhator ended her career with 31 double-doubles to rank tied for third most in program history overall. She also ended her career second all-time in rebounding average (10.1) and eighth all-time in scoring average (13.7).





2016 — Behind 30 points from Makayla Epps and an impressive team field-goal percentage of .492 the Wildcats took down No. 12 Oklahoma inside Memorial Coliseum as part of the SEC/Big 12 Challenge.

2017 — Kentucky was tabbed a No. 4 seed in the 2017 NCAA Tournament, marking its school-record eighth straight appearance in the event. UK was also selected to host the first and second rounds inside Memorial Coliseum for the fourth straight season.



2017



Makayla Epps ended her UK career with 1,790 points, which ranked fifth most in program history.



2017 — #ONE to Remember: Behind seniors Makayla Epps and Evelyn Akhator, UK defeated No. 3 Mississippi State on Senior Night inside Memorial Coliseum. The seniors scored 28 of the team's final 30 points, including an offensive putback by Epps with seconds left in overtime. The win was Kentucky's eighth straight win on Senior Night and the second time in the last three seasons that UK has defeated a top-three team on Senior Night.

KENTUCKY WOMEN'S BASKETBALL TIMELINE

2018 — Three impressive wins over South Florida, UCLA and North Carolina gave the Wildcats the 2019 Paradise Jam championship and set the tone throughout the nation that the Wildcats were back in a big way.





2019 — Kentucky returned to the NCAA Tournament after a year absence and earned the No. 6 seed in the Greensboro region. UK defeated Princeton in the first round before falling to NC State in Raleigh, N.C.





2020 — Rhyne Howard scores her 1,000th career point on Sunday, Feb. 17 vs. Mississippi becoming the second-fastest player in program history to join the 1,000-point club.



March 2020 — Rhyne Howard ended the 2020 season by becoming UK's first first-team AP All-American. The guard was all an AA for the USBWA and Wooden Award. She was a finalist for the Cheryl Miller Award, Naismith Trophy, Wooden Award and Ann Meyers Drysdale Award.

2019



March 2019— Rhyne Howard busted onto the national scene by becoming the unanimous national freshman of the year after earning the honor from the USBWA, WBCA and espnW. Howard became only the second freshman in program history to lead the Wildcats in scoring and rebounding, joining former UK All-American Valerie Still. Howard earned SEC Freshman of the Week honors a league-record eight times in 2019-20.

2020 — In March of 2020, COVID-19 shutdown the nation and the world and sports was not spared as the 2020 NCAA WBB Tournament was canceled. #TeamKentucky



2019 — Valerie Still became the first Kentucky women's basketball players to be inducted into the WBB Hall of Fame. Ceal Barry and Mickie DeMoss were inducted in the 2018 class. Barry played at UK but was inducted because of her coaching career.



2020



Nov. & Dec. 2020 — Matthew Mitchell - the winningest head coach in program history - retired and thus resigned as head coach at Kentucky on Nov. 11, 2020. UK AD Mitch Barnhart responded quickly by naming associate head coach Kyra Elzy as interim head coach. She got the full title of head coach on Dec. 14. Elzy became the eighth head coach in program history. The native of LaGrange, Ky., has spent over a decade with the Kentucky program and helped lead the Wildcats to some of their best seasons in program history.

KENTUCKY WOMEN'S BASKETBALL TIMELINE



Feb. 27, 2022 — Kentucky celebrated Rhyne Howard Day vs. Auburn as the guard played her final game inside Memorial Coliseum and went out in style. Howard scored 32 points in the game, which is the most points ever by a Kentucky senior on Senior Day. The performance moved Howard into the top-25 all-time in scoring in the SEC. Howard hit eight 3s in the game, which was a new school record for 3s made in a game. She had six 3s in the first half, which was a new school record for 3s in half. The eight makes from long range gave Howard 272 career 3s, which makes her the school's career record holder in 3s made.



April 2022— Rhyne Howard, the most decorated player in Kentucky women's basketball history, added another milestone as she was selected first overall at the 2022 WNBA Draft by the Atlanta Dream. Held at Spring Studios in New York, Howard made history at the draft, becoming the first Kentucky women's basketball player ever to be selected first overall. Howard's accomplishment makes Kentucky only the 16th program to produce a No. 1 WNBA Draft selection and one of only five schools in the league to produce such a player. Howard is the seventh player in Southeastern Conference history to be selected first overall.

2022

Dre'una Edwards hits the game-winning 3-pointer over National Player of the Year Aliyah Boston to propel Kentucky to the SEC Tournament Championship





March 6, 2022 — Completing a 10-game winning streak in style, the Kentucky women's basketball team roared from behind in the fourth quarter to defeat No. 1 and eventual National Champion South Carolina to claim the 2022 SEC Tournament Championship. Kentucky claimed just its second SEC Tournament title in school history. The Cats last won the postseason event in 1982.Edwards' three capped an 11-0 run that helped UK overcome a double-digit, fourth-quarter deficit to win. Kentucky scored 14 of the last 16 points in the game to win. Edwards led the Cats in scoring with 27 points, 19 of which came in the second half. Kentucky also got 18 points from All-American Rhyne Howard. The senior also had four rebounds, two assists, two steals and two blocked shots.

KENTUCKY WOMEN'S BASKETBALL TIMELINE

2023 — Kentucky, the 14th seed, became the lowest seeded team to ever reach the SEC Tournament Quarterfinals after knocking off 11th-seeded Florida in the first round and sixth-seeded Alabama in the second round. Meanwhile, after Kentucky defeated Alabama in the second round, Kyra Elzy owned a 7-1 record in the SEC Tournament, which tied Melanie Balcomb of Vanderbilt for the best eight-game start for a head coach in tournament history.







2023

2024

March 26, 2024 — Kenny Brooks, who took Virginia Tech to the 2023 NCAA Final Four and won the 2024 Atlantic Coast Conference regular-season championship, was named the ninth head coach of the University of Kentucky women's basketball program, it was announced by UK Athletics Director Mitch Barnhart on Tuesday, March 26, 2024. Boasting a 517-204 (.717) career record through 22 seasons as a head coach prior to Kentucky, Brooks compiled five Colonial Athletic Association Tournament titles, four CAA regular-season titles, one ACC Tournament title, one ACC regular-season title, 10 NCAA Tournament appearances and one Final Four. Brooks arrived in Lexington after serving eight seasons as the head coach at Virginia Tech. Under his guidance, the Hokies enjoyed eight consecutive winning seasons (2017-24) and made four straight appearances in the NCAA Tournament (2021-24). He also produced a record amount of ACC win totals, ranked wins and postseason accolades in that time.



KENTUCKY WOMEN'S BASKETBALL TIMELINE





2025 — Brooks' first season at the helm of the Kentucky Wildcats was nothing short of sensational, as evident by being named the 2025 Sporting News' National Coach of the Year. Brooks tied the late Terry Hall as the quickest head coaches in program history to reach their first 20 wins at UK (24 games). Brooks also joined Hall as just the second head coach in program history to begin their first season at UK undefeated through seven games.

2025 — The Wildcats, who earned five ranked triumphs, ranked as high as No. 8 in the Associated Press poll on the season, while they went on to earn the four seed and double bye at the SEC Tournament and the four seed and hosting privileges in the NCAA Tournament. The Cats broke or tied 12 school records before ending the season as the nation's leader in blocks per game (7.0). Meanwhile, star-studded point guard Georgia Amoore went on to earn consensus All-America, Nancy Lieberman Point Guard of the Year Top Five Finalist, ESPN Newcomer of the Year, SEC Newcomer of the Year and All-SEC First Team – among others, while his sophomore center Clara Strack earned Lisa Leslie Center of the Year Top 10 Finalist, SEC Defensive Player of the Year, All-SEC Second Team and SEC All-Defensive Team.



Feb. 2, 2025 — Georgia Amoore tied the single-game scoring record with 40 points in a win at Oklahoma.



April 14, 2025 — Georgia Amoore was selected as the sixth pick by the Washington Mystics in the WNBA Draft.

2026 — Year two of the Brooks era featured a 25-11 overall record, the program's first March Madness Sweet 16 in a decade, a school-record four 2026 WNBA Draft Selections in Teonni Key (22nd, Toronto Tempo), Tonie Morgan (32nd, Chicago Sky), Amelia Hassett (35th, Los Angeles Sparks) and Jordan Obi (44th, Las Vegas Aces) and a sixth-ranked recruiting class that included three McDonald's All-Americans. **It was a team that, despite battling injury adversity, knocked off two Associated Press Top Five teams (at No. 5/5 LSU and vs. No. 5/5 Oklahoma), which marked the first time the program had defeated two teams ranked in the top five in one regular season, while it also defeated four AP Top 15 teams for the first time in a regular season since 1982-83.** Brooks, who produced a Lisa Leslie Center of the Year Top Five selection in Clara Strack – who also earned All-SEC First Team and Defensive Team honors in addition to numerous All-America nods – and a Nancy Lieberman Point Guard of the Year Top Five pick in Tonie Morgan – who also earned All-SEC Second Team honors – during the season, he also earned the most wins through a head coach's first 50 games in program history (40). Meanwhile, his team reset 10 statistical school record in 2025-26.







2025

2026

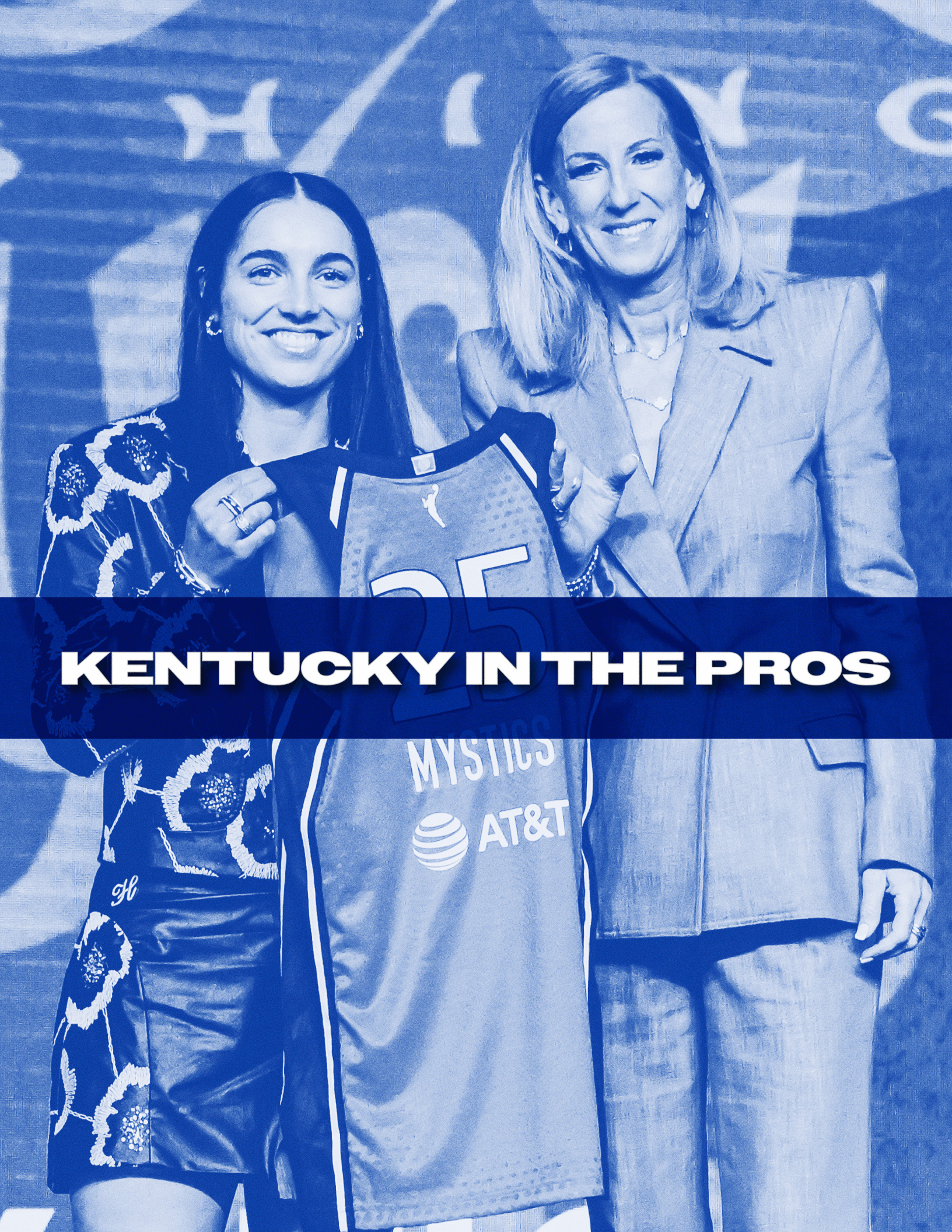
KENTUCKY IN THE PROS
MYSTICS
AT&T

WNBA DRAFT PICKS

2025 WNBA DRAFT

Teonni Key - Toronto Tempo - 2nd round (22nd pick overall)
Tonie Morgan - Chicago Sky - 3rd round (32nd pick overall)
Amelia Hassett - LA Sparks - 3rd round (35th pick overall)
Jordan Obi - Las Vegas Aces - 3rd round (44th pick overall)

2025 WNBA DRAFT

Georgia Amoore - Washington Mystics - 1st round (6th pick overall)

2022 WNBA DRAFT

Rhyne Howard - Atlanta Dream - 1st round (1st pick overall)

2017 WNBA DRAFT

Evelyn Akhator - Dallas Wings - 1st round (3rd pick overall)
Makayla Epps - Chicago Sky - 3rd round (33rd pick overall)

2014 WNBA DRAFT

DeNesha Stallworth - Connecticut Sun - 3rd round (25th pick overall)

2013 WNBA DRAFT

A'dia Mathies - Los Angeles Sparks - 1st round (10th pick overall)

2011 WNBA DRAFT

Victoria Dunlap - Washington Mystics - 1st round (11th pick overall)

2000 WNBA DRAFT

Shantia Owens - Phoenix Mercury -4th round (53rd pick overall)

















WILDCATS IN THE PROS / INTERNATIONAL RANKS

Evelyn Akhator
Dallas Wings 2017
Dynamo NR (Russia) 2018
Besiktas (Turkey) 2019
Avenida (Spain) 2020
Flammes (France) 2021
Basket Landes (France) 2022-23
Landerneau (France) 2023-24, 2024-25
Botas (Turkey) ..... 2026-Pres.

Georgia Amoore
Washington Mystics ..... 2025-Pres.
Perth Lynx (Australia) ..... 2026-Pres.

Azia Bishop
Ses Okullari 55 Genclik (Turkey) 2016
TS Ostrovia Ostrow (Poland) 2017
Kastamonu Basketbol (Turkey) 2018
Ferko Ilgaz (Turkey) 2018
Hume City B. (Australia) 2019

Victoria Dunlap
Washington Mystics (WNBA) 2011-12
Ankara (Turkey) 2011
Hapoel Rishon Lezion (Israel) 2012
Seattle Storm (WNBA) 2012
Sport León (Spain) 2015
Aros Leon Cuna del Parlemetarismo 2016

Makayla Epps
Chicago Sky 2017
Hoops (Lebanon) 2017-18

Kastine Evans
Leicester Riders (England) 2014-15

Amani Franklin
TSV Amicitia Viernheim (Germany) 2010-11
TG 1889 Sandhausen (Germany) 2011-12
BC Nokia (Finland) 2012-13

Bria Goss
Hyvinkaan Ponteva (Finland) 2015-16
Maccabi Raanana (Israel) 2017-18
Lulea Basket (Sweden) 2021-23
Lublin (Poland) 2023-24

Sabrina Haines
Uppsala (Sweden) 2021
Breidablik (Iceland) 2022
Panteras de Aguascalientes Fem (Mexico) 2023
BKG Prima (Hungary) 2024-25
Casey C. (Australia) 2025
Osnabrueck (Germany) ..... 2026-Pres.

Rhyne Howard
Schio (Italy) 2022
Atlanta Dream ..... 2022-Pres.
Vinyl BC (Unrivaled) ..... 2025-Pres.

Jennifer Humphrey
Lodz (Poland) ..... Oct. 2007 - April 2008
Maccabi Bnot Ashod (Israel) ..... Oct. 2008 - Dec. 2008
Basket Landes (France) ..... 2009 - April 2009
Calais (France) ..... 2009 - April 2010
Basket Landes (France) ..... 2010 - May 2011
Basket Landes (France) 2011-13

Teonni Key
Toronto Tempo ..... 2026-Pres.
Perth Lynx (Australia) ..... 2026-Pres.

Dazia Lawrence
KBF PEGA 03(Kosovo) 2025-26
Chartres (France) 2025-26
KR Reykjavik (Iceland) ..... 2026-Pres.

Tonie Morgan
LA Sparks ..... 2026-Pres.

Maci Morris
Empoli (Italy) 2019-20

A'dia Mathies
Los Angeles Sparks (WNBA) 2013-14
Ramat Hasharon (Israel) 2014-15

Taylor Murray
Vasas Akademina (Hungary) 2019-20
Norrkoping (Sweden) 2021
Barking Abbey London (Great Britain) 2022
London Lions (United Kingdom) 2023
Neptunas (Lithuania) 2024-25
Rapid (Romania) 2025-26

Jennifer O'Neill
Minnesota Lynx (WNBA) 2015
Hapoel Rishon Le-Zion (Israel) 2015-16
Artego Bydg. (Poland) 2017-18
Sparta&K MR (Russia) 2018-19
Artego Bydg. (Poland) 2019-20
Samara (Russia) 2021
Samnpaio (Brazil) 2022
Charnay Basket Bourgogne Sud (France) 2023
Puerto Rico (FIBA AmeriCup) 2023
Moca (Puerto Rico) 2023

Shantia Owens
Miami Sol (WNBA) 2000
Charlotte Sting (WNBA) 2000-02
Gran Canaria (Spain) 2000
Ensino (Spain) 2000
Mersin (Turkey) 2006
Boa Viagem (Portugal) 2007
Odra Brzeg (Poland) 2007-08

Amanda Paschal
Wyndham (Australia) 2022-24
Norwood F. (Australia) 2025
Caguas (Puerto Rico) 2025

Chasity Patterson
Dafni Agioy (Greece) 2021-23

Eleia Roddy
Ensino (Spain) 2010

Jaida Roper
Dinnenland (Dutch) 2021

Valerie Still
Columbus Quest (APL) 1996-99
Washington Mystics (WNBA) 1999
Washington Mystics (WNBA) ..... 2001 Assistant Coach
Orlando Miracle (WNBA) ..... 2002 Assistant Coach
GBC Milano (Italy) 1983-85
GEAS/ Spagetti Express Sesto San Giovanni (Italy) 1985-88
Nuvenia Magenta (Italy) 1988-90
Pool Comense Como (Italy) 1990-91
Sireg Alzate Brianza (Italy) 1991-92
Conad Cesena (Italy) 1992-93
Famila Schio (Italy) 1994

DeNesha Stallworth
Stadium Casablanca (Spain) 2014-15
Universitario de Ferrol (Spain) 2015
SEQ Basketball (Australia) 2015-16
Canberra Capitals (Australia) 2016
TS Wisla Krakow (Poland) 2016
Artego Bydgioszcz (Poland) 2016-17
Sparta&K MR (Russia) 2018-19
CCC Polkowice (Poland) 2019-20

Janee Thompson
SV Halle Lions 2017
Mark (Sweden) 2017-18
Piestanske C. (Slovakia) 2018-19
Zabiny Brno (Czech Republic) 2019-20
Hainaut (France) 2021
Union Saint-Amand Porte Du Hainaut (France) 2023

Tiffany Wait
Orlando Miracle (WNBA) 2000-02

Samarie Walker
Stadium Casablanca (Spain) 2014-15
Mann Filter Zaragoza (Spain) 2015
Gran Canaria (Spain) 2015
Gladstone Port City Power (Australia) 2015
Sudova-Mantinga Marijampole (Lithuania) 2016
Visby Ladies (Sweden) 2016-17
Catz (SM-sarja) (Finland) 2017-18

WILDCATS REPPIN' THE UNITED STATES

LIZ LUKSCHU / MARIA DONHOFF (1978)

Both Lukschu and Donhoff won a silver medal in the Junior Pan American Games (1978) with the USA National Junior Women's Basketball team that toured South America.

VALERIE STILL (1980, 81, 82)

Following her freshman and junior year, Still played for the USA R. William Jones Cup team in Taipei, Taiwan. In the summer of 1981, she competed for the U.S. in the World University Games in Romania, where she helped lead the team to a silver medal.



PATT JO HEDGES (1983)

Hedges was a member of the silver medal winning 1983 USA World Championship Team, which compiled a 6-2 record in Sao Paulo, Brazil. Hedges was also a member of the gold medal winning 1983 Pan American Games, which registered a perfect 5-0 record in Caracas, Venezuela.



BEBE CROLEY (1985, 86)

Croley represented UK two straight years (1985 and '86) on the USA Select squad. In the summer of 1985, Croley and the US squad toured Europe and participated in the Jones Cup competition in Taiwan. In 1986, the Select team competed in the Canadian Invitational games. It marked the second straight year Bebe was named to the USA team.

JODIE WHITAKER (1986, 97)

Whitaker played on the Gold medal-winning South squad in the summer of 1986 and went on to compete on the USA Junior Pro team that competed in the Jones Cup tournament in Taiwan in 1987.



STACEY REEED (1995)

Reed won a silver medal as a member of the World University Games Team. She then helped the USA Basketball's Jones Cup team take a Gold medal in Taiwan. She was a member of the USA Junior Select team in the summer of 1992.

BERNADETTE MATTOX (1998)

Mattox was the first head coach for a women's basketball team at UK to be selected to coach at the USA Women's World Championship. Mattox helped lead the 1998 World Championship team to an 8-0 record and its third gold medal by defeating Russia 71-65.

LINNAE HARPER (2013, 15)

Harper played for the U19 World Championship team, helping the USA reach a 9-0 record and win a gold medal in Lithuania. She averaged 8.4 points, 5.0 rebounds, 3.6 assists and 2.0 steals per game. In 2015, Harper was a member of the USA Women's Pan American Team which went 4-1, falling to Canada in the gold-medal game. Harper averaged 8.2 points, 1.8 rebounds and a team-high tying 1.8 steals per game, playing in all five contests.



RHYNE HOWARD (2018, 19, 21, 24, 26)

In the summers of 2018, 2019 and 2021, Rhyne Howard traded in her UK Blue and White for USA Red, White and Blue and shined on the international stage.

In 2018, Howard played in the FIBA U18 Women's Americas Championship earning MVP honors for the event after averaging 8.5 points and 4.7 rebounds per game. Howard hit 45.5 percent from the field and 31.8 percent from long range in the event with 18 assists, 11 steals and 8 blocks.

The following summer in 2019, Howard continued her successful stretch playing for Team USA as she led the Red, White and Blue in scoring on its way to winning the 2019 FIBA U19 World Cup championship in Bangkok, Thailand. For her efforts, Howard was tabbed to the all-tournament team. Howard, who had 10 points, seven rebounds, three assists, two steals and two blocks in the championship game, led the USA in scoring throughout the week averaging 13.1 points per game with 5.1 rebounds per game and hitting 44.7 percent from long range.

Howard helped the stars and stripes earn gold abroad as she powered the 2021 Team USA FIBA AmeriCup Team to a success 6-0 run over the last week in Puerto Rico. Howard was brilliant throughout the event, averaging 13.2 points per game with 3.7 rebounds per game, 3 assists per game, 1.7 steals per game and 0.8 blocks per game. For her performance, Howard was tabbed the FIBA AmeriCup Most Valuable Player and was named to the all-tournament team.

In 2024, Howard returned to international competition at the 2024 Paris Olympics. Howard participated in numerous training camps for the newly added 3x3 tournament team and helped Team USA to a second place finish at the 2024 FIBA 3x3 Women's Series Springfield Stop. She was officially named to the USA Olympic 3x3 roster in the summer of 2024 and helped the country claim a bronze medal in a 16-13 win over Canada. Through nine games in Paris, she scored 34 points, grabbed 15 rebounds and had a team-lead four blocks.

Howard was named to United State's 2026 FIBA Women's World Cup, helping her team win gold in the Berlin Arena in Berlin, Germany. Through six games, she recorded 6.8 points per game, made nine 3s, 1.0 rebounds per game, 2.3 steals per game and 1.5 assists per game.


THE RESULTS

YEAR-BY-YEAR AGATE

				Final				SEC				SEC Tournament			NCAA/WNIT Tournament			
Year	W	L	Pct.	Rank	H	A	N	W	L	Pct.	Finish	W	L	Finish	W	L	Finish	Coach
1974-75	16	9	.640															Feamster
1975-76	13	12	.520		6-4	5-5	2-3											Feamster
1976-77	19	7	.731		7-3	7-3	5-1											Yow
1977-78	23	12	.657		13-3	5-4	5-5								2	1	3rd (WNIT)	Yow
1978-79	13	16	.448		6-7	6-6	1-3											Yow
1979-80	24	5	.828	14	14-1	8-3	2-1					2	1	Semifinals				Yow
1980-81	25	6	.806	11	16-0	7-3	2-3					1	2	Semifinals				Hall
1981-82	24	8	.750	13	17-2	6-5	1-1					3	0	Champions	2	1	Elite Eight	Hall
1982-83	23	5	.821	12	15-1	8-2	0-2	6	2	.750	t2nd SEC/2nd East	0	1	Quarterfinals	0	1	First Round	Hall
1983-84	15	13	.536		11-6	4-6	0-1	2	6	.250	t7th SEC/t3rd East	0	1	Quarterfinals				Hall
1984-85	16	12	.571		11-5	5-6	0-1	3	5	.375	t7th SEC/4th East	0	1	1st Round				Hall
1985-86	18	11	.621		13-3	5-7	0-1	4	5	.444	t6th	0	1	Quarterfinals	0	1	First Round	Hall
1986-87	17	11	.607		8-5	7-4	2-2	3	6	.333	7th	1	1	Quarterfinals				Hall
1987-88	14	15	.483		12-4	1-10	1-1	0	9	.000	10th	1	1	Quarterfinals				Fanning
1988-89	12	16	.428		9-4	3-11	0-1	3	6	.333	t7th	0	1	1st Round				Fanning
1989-90	23	8	.742		11-3	8-4	4-1	3	6	.333	8th	0	1	1st Round	3	0	Champions (WNIT)	Fanning
1990-91	20	9	.690		11-3	7-4	2-2	4	5	.444	t5th	0	1	Quarterfinals	0	1	First Round	Fanning
1991-92	16	14	.533		9-4	3-8	4-2	5	6	.455	6th	2	1	Semifinals				Fanning
1992-93	18	10	.643		10-3	5-4	3-3	5	6	.455	t6th	1	1	Quarterfinals				Fanning
1993-94	17	11	.607		9-4	6-5	2-2	5	6	.455	t7th	1	1	Quarterfinals				Fanning
1994-95	14	14	.500		8-5	5-8	1-1	4	7	.364	9th	1	1	Quarterfinals				Fanning
1995-96	8	19	.296		6-5	0-9	2-5	2	9	.182	t11th	0	1	1st Round				Mattox
1996-97	8	19	.296		4-6	3-10	1-3	2	10	.167	10th	0	1	1st Round				Mattox
1997-98	13	15	.464		7-4	3-10	3-1	5	9	.357	8th	0	1	1st Round				Mattox
1998-99	21	11	.656		7-3	9-5	5-3	7	7	.500	t5th	2	1	Semifinals	1	1	Second Round	Mattox
1999-00	15	14	.517		7-5	7-6	1-3	5	9	.357	t8th	1	1	Quarterfinals				Mattox
2000-01	6	21	.222		5-7	1-10	0-4	2	12	.143	12th	0	1	1st Round				Mattox
2001-02	9	20	.450		3-8	2-11	4-1	1	13	.071	12th	1	1	Quarterfinals				Mattox
2002-03	11	16	.407		8-5	1-10	2-1	4	10	.286	9th	0	1	1st Round				Mattox
2003-04	11	17	.393		7-7	3-9	1-1	3	11	.214	11th	0	1	1st Round				DeMoss
2004-05	18	16	.529		15-4	2-9	1-3	4	10	.286	t9th	0	1	1st Round	3	1	Semifinals (WNIT)	DeMoss
2005-06	22	9	.710		11-4	7-3	4-2	9	5	.643	4th	1	1	Semifinals	1	1	Second Round	DeMoss
2006-07	20	14	.588		10-5	6-7	4-2	6	8	.429	t7th	1	1	Quarterfinals	2	1	Third Round (WNIT)	DeMoss
2007-08	17	16	.515		10-8	5-5	2-3	8	6	.571	t4th	1	1	Semifinals	2	1	Quarterfinals (WNIT)	Mitchell
2008-09	16	16	.500		11-6	4-9	1-1	5	9	.357	t9th	0	1	1st Round	1	1	Second Round (WNIT)	Mitchell
2009-10	28	8	.778	19/t9	17-0	6-6	5-2	11	5	.688	3rd	2	1	Finals	3	1	Elite Eight	Mitchell
2010-11	25	9	.735	17/22	13-2	8-5	4-2	11	5	.688	2nd	2	1	Finals	1	1	Second Round	Mitchell
2011-12	28	7	.800	12/8	18-0	6-5	4-2	13	3	.812	1st	1	1	Semifinals	3	1	Elite Eight	Mitchell
2012-13	30	6	.833	7/7	16-1	9-3	5-2	13	3	.812	2nd	2	1	Finals	3	1	Elite Eight	Mitchell
2013-14	26	9	.743	10/11	14-4	9-3	3-2	10	6	.625	4th	2	1	Finals	2	1	Sweet 16	Mitchell
2014-15	24	10	750	11/16	14-3	6-5	4-2	10	6	.625	t4th	2	1	Semifinals	1	1	Second Round	Mitchell
2015-16	25	8	.806	12/13	16-2	7-4	2-2	10	6	.625	t4th	2	1	Semifinals	2	1	Sweet 16	Mitchell
2016-17	22	11	.666	18/25	16-4	5-6	1-1	11	5	.687	t3rd	1	1	Semifinals	1	1	Second Round	Mitchell
2017-18	15	17	.469		9-7	5-9	1-1	6	10	.375	9th	1	1	Quarterfinals				Mitchell
2018-19	25	8	.781	18/21	15-3	6-4	4-1	11	5	.687	4th	0	1	Quarterfinals	1	1	Second Round	Mitchell
2019-20	22	8	.733	16/18	14-3	7-4	1-1	10	6	.625	3rd	1	1	Semifinals	-	-	Tournament canceled	Mitchell
2020-21	18	9	.667	18/21	11-2	5-5	2-2	9	6	.600	5th	1	1	Quarterfinals	1		Second Round	Elzy
2021-22	19	12	.612	15/rv	11-5	4-6	4-1	8	8	.500	7th	4	0	Champions	0	1	First Round	Elzy
2022-23	12	19	.387		7-10	2-7	3-2	2	14	.125	14th	2	1	Quarterfinals				Elzy
2023-24	12	20	.375		10-7	1-9	1-4	4	12	.250	12th	1	1	Second Round				Elzy
2024-25	23	28	.742	16/13	15-3	6-4	2-1	11	5	.688	4th	0	1	Quarterfinals	1	1	Second Round	Brooks
2025-26	25	11	.694	14/17	12-3	9-5	4-3	8	8	.500	t6th	2	1	Quarterfinals	2	1	Sweet 16	Brooks
Totals	**954**	**647**	**.596**		**544-204**	**260-306**	**116-99**	**268**	**316**	**.458**		**46**	**46**		**38**	**24**		

Rankings – AP/Coaches Poll

YEAR-BY-YEAR STATS

First season of varsity status was 1974-75.

Season	G	FG-FGA	FG%	3FG-3FGA	3FG%	FT-FTA	FT%	Reb-Avg	PF-D	A	TO	BS	St	Pts	Avg
1977-78															
UK	35	1096-2550	43.0	--	--	541-859	63.0	1426-40.7	747--	480	794	--	--	2733	78.0
Opp.	35	1012-2537	40.0	--	--	509-780	65.2	1186-33.9	793--	362	686	--	--	2533	72.4
1978-79															
UK	29	798-1870	42.7	--	--	400-598	66.9	1223-42.2	600-18	390	721	72	279	1996	68.4
Opp.	20	791-1806	43.8	--	--	396-616	64.3	1094-37.7	540-16	425	594	96	278	1978	68.2
1979-80															
UK	29	983-2049	48.0	--	--	455-681	66.8	1413-48.7	656-25	509	583	107	280	2421	83.5
Opp.	29	738-1815	40.7	--	--	459-684	67.1	935-32.2	603-30	320	576	83	225	1908	65.8
1980-81															
UK	31	1004-2013	49.8	--	--	486-701	69.3	1340-43.2	665-23	590	595	116	344	2494	80.4
Opp.	31	816-1986	41.0	--	--	417-625	66.7	1136-36.6	674-23	399	628	65	255	2049	66.0
1981-82															
UK	32	1045-2140	48.8	--	--	454-667	68.0	1377-43.0	544-10	665	574	97	268	2544	79.5
Opp.	32	963-2198	43.8	--	--	317-500	63.4	1225-38.2	636-21	584	572	115	233	2243	70.0
1982-83															
UK	28	929-1813	51.2	--	--	477-669	71.3	1169-41.7	509-12	536	522	87	235	2335	83.4
Opp.	28	800-1844	43.4	--	--	373-532	70.1	1007-36.0	620-34	390	555	58	212	1973	70.5
1983-84															
UK	28	897-1747	51.3	--	--	328-416	78.8	984-35.1	547-20	511	578	68	243	2122	75.8
Opp.	28	814-1800	45.2	--	--	378-562	67.2	995-35.5	490-14	390	502	45	234	2006	71.6
1984-85															
UK	28	802-1728	46.4	--	--	358-274	75.5	1083-38.7	511-12	409	558	95	269	1962	70.0
Opp.	28	747-1722	43.0	--	--	366-507	72.2	993-35.5	477-12	314	536	60	223	1860	66.4
1985-86															
UK	29	987-1926	51.2	--	--	349-481	72.7	1103-38.0	497-14	575	596	101	341	2323	80.1
Opp.	29	864-1840	46.9	--	--	312-479	65.1	1027-35.4	473-16	430	640	71	258	2040	70.3
1986-87															
UK	28	841-1732	48.6	--	--	351-471	74.5	1101-39.3	465-6	461	558	88	272	2033	72.6
Opp.	28	764-1784	42.8	--	--	349-528	66.1	994-35.5	483-17	407	494	78	264	1877	67.0
1987-88															
UK	29	863-1954	44.2	54-150	36.0	368-511	72.0	1196-41.2	566-19	478	528	82	253	2148	74.1
Opp.	29	880-1988	44.3	50-147	34.0	433-646	67.0	1252-43.2	533-15	494	495	109	304	2243	77.3
1988-89															
UK	28	802-1822	44.0	78-210	37.1	384-555	69.2	1094-39.1	556-12	391	572	62	275	2066	73.8
Opp.	28	814-1825	44.6	39-131	29.8	426-634	67.2	1212-43.3	532-15	375	576	75	280	2093	74.8
1989-90															
UK	31	971-2084	46.6	38-128	29.7	560-853	65.7	1340-43.2	621-14	567	603	78	372	2540	81.9
Opp.	31	767-1906	40.2	90-224	40.2	419-645	65.0	1277-41.2	728-34	433	790	92	279	2043	65.9

YEAR-BY-YEAR STATS

Season	G	FG-FGA	FG%	3FG-3FGA	3FG%	FT-FTA	FT%	Reb-Avg	PF-D	A	TO	BS	St	Pts	Avg
1990-91															
UK	29	861-2024	42.5	134-401	33.4	476-697	68.3	1314-45.3	568-6	427	575	97	382	2332	80.4
Opp.	29	769-1868	41.2	69-219	31.5	425-655	64.9	1231-42.4	593-13	428	649	67	316	2032	70.1
1991-92															
UK	30	753-1816	41.5	157-466	33.7	543-782	69.4	1177-39.2	588--	319	594	71	314	2206	73.5
Opp.	30	818-1919	42.6	101-313	32.3	432-641	67.4	1278-42.6	618--	396	603	85	305	2169	72.3
1992-93															
UK	28	719-1802	39.9	134-502	30.7	342-519	65.9	1173-41.9	555-2	353	518	71	324	1934	69.1
Opp.	28	600-1574	38.1	77-277	27.8	398-601	66.2	1127-40.3	502--	278	640	73	282	1675	59.8
1993-94															
UK	28	786-1918	41.0	156-464	33.6	453-656	69.1	1195-42.7	610-0	434	526	76	345	2181	77.9
Opp.	28	703-1695	41.5	144-417	34.5	457-668	68.4	1179-42.1	571--	378	666	98	254	2007	71.7
1994-95															
UK	28	682-1753	38.9	164-548	29.9	310-464	66.8	1100-39.3	502-3	346	457	61	271	1838	65.6
Opp.	28	628-1555	40.4	108-387	27.9	394-568	69.4	1106-39.5	480--	315	552	56	220	1758	62.8
1995-96															
UK	27	605-1496	40.4	127-416	30.5	335-479	69.9	984-36.4	425-9	370	546	28	213	1672	61.9
Opp.	27	708-1631	43.4	140-378	37.0	301-421	71.5	987-36.6	432--	414	460	70	254	1857	68.8
1996-97															
UK	27	602-1491	40.4	107-318	33.6	346-490	70.6	974-36.1	530-12	363	586	35	216	1657	61.4
Opp.	27	679-1599	42.5	102-326	31.3	377-536	70.3	1013-37.5	463--	354	503	69	288	1937	68.0
1997-98															
UK	28	661-1550	42.6	91-291	31.3	361-545	66.2	1020-36.4	585-14	345	732	90	251	1774	63.4
Opp.	28	675-1636	41.3	95-341	27.9	462-693	66.7	1065-38.0	492--	370	626	68	288	1907	68.1
1998-99															
UK	32	858-1935	44.3	136-392	34.7	514-805	63.9	1280-40.0	698-21	465	622	115	277	2366	73.9
Opp.	32	761-1897	40.1	125-428	29.2	565-817	69.2	1195-37.3	647--	281	609	82	236	2212	69.1
1999-2000															
UK	29	756-1718	44.0	99-315	31.4	309-501	61.7	1052-36.3	560-16	374	595	130	317	1920	66.2
Opp.	29	654-1661	39.4	98-359	27.3	383-566	67.7	1101-38.0	484--	313	651	71	220	1789	61.7
2000-01															
UK	27	644-1601	40.2	48-178	27.0	304-478	63.6	932-34.5	553-22	306	588	56	270	1640	60.7
Opp.	27	756-1600	47.3	110-334	32.9	432-618	69.9	1050-38.9	453--	415	543	83	251	2054	76.1
2001-02															
UK	29	748-1713	43.7	97-320	30.3	275-439	62.6	991-34.2	549-13	412	612	63	331	1868	64.4
Opp.	29	743-1681	44.2	127-400	31.8	412-621	66.3	1077-37.1	424--	209	611	76	273	2025	69.8
2002-03															
UK	27	671-1581	42.4	158-416	38.0	277-404	68.6	979-36.3	513-15	329	529	91	219	1777	65.8
Opp.	27	688-1686	40.8	154-463	33.3	381-570	66.8	1064-39.4	398--	392	444	88	234	1911	70.8

YEAR-BY-YEAR STATS

Season	G	FG-FGA	FG%	3FG-3FGA	3FG%	FT-FTA	FT%	Reb-Avg	PF-D	A	TO	BS	St	Pts	Avg
2003-04															
UK	28	675-1669	40.4	121-391	30.9	392-533	73.5	1035-37.0	483-11	483	457	52	201	1863	66.5
Opp.	28	709-1701	41.7	154-543	28.4	332-490	67.8	1086-38.8	517--	338	465	110	172	1904	68.0
2004-05															
UK	34	867-1969	44.0	162-475	34.1	452-631	71.6	1334-39.2	532-7	406	553	125	223	2348	69.1
Opp.	34	788-2044	38.6	173-554	31.2	395-581	68.0	1204-35.4	564--	372	518	117	231	2144	63.1
2005-06															
UK	31	774-1834	42.2	149-433	34.4	438-636	.689	1284-41.4	530-8	424	525	135	195	2135	68.9
Opp.	31	702-1836	38.2	128-454	28.2	387-569	.680	1073-34.6	563--	327	487	133	231	1919	61.9
2006-07															
UK	34	888-2091	42.5	155-524	29.6	461-685	67.4	1400-41.2	596-12	455	545	152	227	2392	70.4
Opp.	34	760-2032	37.4	133-438	30.4	463-647	71.6	1243-36.6	616--	328	555	116	230	2116	62.2
2007-08															
UK	33	721-1908	37.8	124-420	29.5	458-714	64.1	1319-40.0	566-3	350	581	141	205	2024	61.3
Opp.	33	756-1970	38.4	143-460	31.1	410-617	66.5	1265-38.8	615--	337	542	115	237	2065	62.6
2008-09															
UK	32	712-1882	.378	141-477	.296	459-649	.707	1313-41.0	525-7	319	566	113	222	2024	63.2
Opp.	32	718-1838	.391	144-457	.315	378-541	.699	1158-36.2	571--	330	541	134	245	1958	61.2
2009-10															
UK	36	922-2216	.416	187-588	.318	631-891	.708	1368-38.0	659-12	442	559	145	418	2662	73.9
Opp.	36	775-1991	.389	138-473	.292	456-666	.685	1345-37.4	743--	361	823	158	234	2144	59.6
2010-11															
UK	34	829-2155	.385	182-597	.305	572-825	.693	1305-38.4	626-12	378	558	115	373	2412	70.9
Opp.	34	761-1834	.415	166-455	.365	429-629	.682	1297-38.1	694--	350	817	151	201	2117	62.3
2011-12															
UK	35	925-2302	.402	211-659	.320	528-784	.673	1379-39.4	688-9	439	614	129	422	2589	74.0
Opp.	35	748-1820	.411	105-368	.285	482-715	.674	1281-36.6	676--	360	939	134	253	2083	59.5
2012-13															
UK	36	1001-2392	.418	240-731	.328	471-672	.701	1410-39.2	647-10	475	558	181	429	2713	75.4
Opp.	36	757-1907	.397	121-410	.295	448-659	.680	1292-35.9	624--	365	853	108	226	2083	57.9
2013-14															
UK	35	1029-2369	.434	192-564	.340	595-883	.674	1513-43.2	725-11	496	543	141	343	2845	81.3
Opp.	35	862-2156	.400	153-526	.291	519-760	.683	1354-38.7	733--	414	699	133	206	2396	68.5
2014-15															
UK	34	905-2271	.399	154-539	.286	607-903	.672	1414-41.6	715-20	370	553	148	335	2571	75.6
Opp.	34	828-2057	.403	162-511	.317	527-761	.693	1392-40.9	746--	418	741	175	223	2345	69.0
2015-16															
UK	33	934-2055	.455	154-433	.356	443-627	.707	1321-40.0	584-15	475	507	131	222	2465	74.7
Opp.	33	743-1995	.372	176-590	.298	338-510	.663	1138-34.5	636--	416	575	138	205	2000	60.6

YEAR-BY-YEAR STATS

Season	G	FG-FGA	FG%	3FG-3FGA	3FG%	FT-FTA	FT%	Reb-Avg	PF-D	A	TO	BS	St	Pts	Avg
2016-17															
UK	33	848-1988	.427	169-551	.307	474-632	.750	1203-36.5	486-9	426	394	80	209	2339	70.9
Opp.	33	788-1939	.406	201-590	.341	319-445	.717	1129-34.2	617--	466	487	134	179	2096	63.5
2017-18															
UK	32	801-1884	.425	193-525	.368	383-522	.734	1124-35.1	548-12	425	422	113	219	2178	68.1
Opp.	32	747-1816	.411	211-601	.351	397-541	.734	1093-34.2	544--	486	469	131	176	2102	65.7
2018-19															
UK	33	852-2072	.411	234-642	.364	424-569	.745	1119-33.9	595-9	437	421	112	355	2362	71.6
Opp.	33	708-1722	.411	156-487	.320	380-594	.640	1212-36.7	605--	420	700	124	195	1952	59.2
2019-20															
UK	30	765-1853	.413	252-694	.363	393-543	.724	1014-33.8	532-6	413	361	106	266	2175	72.5
Opp.	30	656-1588	.413	120-409	.293	375-553	.678	1087-36.2	543--	365	597	113	156	1807	
2020-21															
UK	27	738-1724	.428	195-563	.346	299-411	.727	988-36.6	450-4	372	340	104	245	1970	72.96
Opp.	27	668-1598	.418	132-426	.310	326-478	.682	1006-37.3	397-6	303	429	89	148	1794	66.44
2021-22															
UK	31	849-1968	.431	181-541	.335	358-512	.699	1151-37.1	499-6	484	434	170	247	2237	72.2
Opp.	31	775-1889	.410	163-478	.341	322-456	.706	1157-37.3	490-6	442	522	106	186	2035	65.6
2022-23															
UK	31	773-1915	.404	154-527	.292	401-550	.729	1051-33.9	610-20	427	530	132	302	2101	67.8
Opp.	31	777-1811	.429	150-458	.328	430-592	.726	1172-37.8	556-9	471	631	151	208	2134	68.8
2023-24															
UK	32	757-1924	.393	154-527	.292	392-618	.634	1094-34.2	536-9	371	529	98	210	2060	64.4
Opp.	32	907-1961	.463	179-580	.309	385-512	.752	1230-38.4	592-19	549	510	150	246	2380	74.4
2024-25															
UK	31	879-1959	.449	251-788	.319	344-440	.782	1229 -39.6	499-6	516	402	218	166	2353	75.9
Opp.	31	724-2001	.362	161-593	.272	356-507	.702	1158 37.4	485-9	382	404	92	190	1965	63.4
2025-26															
UK	36	991-2232	.444	299-905	.330	414-590	.702	1454-40.4	547-9	608	476	235	199	2695	74.9
Opp.	36	797-2110	.378	189-666	.284	410-551	.744	1174-32.6	593-8	399	485	87	229	2193	60.9

ALL-TIME RESULTS

KENNY BROOKS

Overall Record at UK: 48-19 (2024-Pres.)

2025-26

Coach: Kenny Brooks
Record: 25-11 (8-8 SEC)

Nov. 3	Morehead State	75-59	Won	(H)
Nov. 6	Monmouth	104-46	Won	(H)
Nov. 9	Buffalo	81-47	Won	(A)
Nov. 12	USC Upstate	90-30	Won	(H)
Nov. 15	Marshall	76-44	Won	(A)
Nov. 18	Purdue	76-35	Won	(H)
Nov. 22	#21/19 Louisville	72-62	Won	(A)
Nov. 26	#7/6 Maryland%	74-66	Loss	(N)
Nov. 28	Morgan State%	101-39	Won	(N)
Dec. 3	Miami*	64-48	Won	(A)
Dec. 7	Central Michigan	82-55	Won	(H)
Dec. 14	Belmont	77-69	Won	(A)
Dec. 19	Wright State	96-53	Won	(H)
Dec. 28	Hofstra	80-42	Won	(H)
Jan. 1	#5/5 LSU	80-78	Won	(A)
Jan. 4	Missouri	74-52	Won	(H)
Jan. 8	RV/#24 Alabama	64-51	Loss	(A)
Jan. 11	#5/5 Oklahoma	63-57	Won	(H)
Jan. 15	Florida	94-89	Won	(H)
Jan. 18	Mississippi State	71-59	Loss	(A)
Jan. 22	#17/17 Tennessee	60-58	Loss	(A)
Jan. 24	RV/RV Georgia	72-67	Loss	(H)
Feb. 1	Arkansas	93-73	Won	(A)
Feb. 5	#5/6 Vanderbilt	84-83	Loss	(H)
Feb. 9	#4/4 Texas	64-53	Loss	(A)
Feb. 12	Texas A&M	75-55	Won	(H)
Feb. 15	#14/16 Ole Miss	74-57	Won	(H)
Feb. 22	#5/6 Vanderbilt	81-79	Loss	(A)
Feb. 26	Auburn	63-56	Won	(A)
March 1	#3/3 South Carolina	60-56	Loss	(H)
March 4	Arkansas**	94-64	Won	(N)
March 5	#22/22 Georgia**	76-61	Won	(N)
March 6	#3/3 S. Carolina**	87-64	Loss	(N)
March 21	James Madison***	71-56	Won	(N)
March 23	#11/13 W. Virginia***	74-73	Won	(A)
March 28	#3/3 Texas****	76-54	Loss	(N)

% - Discover Puerto Rico at Coliseo Guillermo Angulo Carolina in San Juan, Puerto Rico
* - SEC / ACC Challenge
** - SEC Tournament - Greenville, S.C. (Bon Secours Wellness Arena)
*** - NCAA Tournament First & Second Rounds - Morgantown, West Virginia (Hope Coliseum)
**** - NCAA Tournament Sweet 16 - Fort Worth, Texas (Dickies Arena)

2024-25

Coach: Kenny Brooks
Record: 23-8 (11-5 SEC)

Nov. 4	USC Upstate	98-43	Won	(H)
Nov. 7	Northern Kentucky	70-41	Won	(H)
Nov. 12	Wofford	76-42	Won	(H)
Nov. 16	#18/18 Louisville	71-61 (OT)	Won	(H)
Nov. 18	Purdue Fort Wayne	79-67	Won	(H)
Nov. 26	Arizona State&	77-61	Won	(N)
Nov. 27	#19/19 Illinois&	76-53	Won	(N)
Dec. 5	#16/15 North Carolina*	72-53	Loss	(A)
Dec. 9	Queens	87-45	Won	(H)
Dec. 14	Purdue	82-52	Won	(A)
Dec. 20	Belmont	84-78	Won	(H)
Dec. 28	Western Kentucky	88-70	Won	(H)
Jan. 2	Mississippi State	91-69	Won	(H)
Jan. 5	Vanderbilt	96-78	Won	(A)
Jan. 9	Florida	71-55	Won	(A)
Jan. 12	Auburn	80-61	Won	(H)
Jan. 19	Georgia	78-64	Won	(A)
Jan. 23	Texas A&M	61-55	Loss	(A)
Jan. 26	Arkansas	89-69	Won	(H)
Jan. 30	#22/22 Alabama	65-56	Won	(H)
Feb. 2	#13/12 Oklahoma	95-86	Won	(A)
Feb. 10	Ole Miss	66-57	Loss	(A)
Feb. 13	#3/3 Texas	67-49	Loss	(H)
Feb. 16	Georgia	84-55	Won	(H)
Feb. 20	Missouri	73-65	Won	(A)
Feb. 23	#7/7 LSU	65-58	Loss	(H)
Feb. 27	#11/11 Tennessee	82-58	Won	(H)
March 2	#6/6 South Carolina	78-66	Loss	(A)
March 7	#10/10 Oklahoma**	69-65	Loss	(N)
March 21	Liberty***	79-78	Won	(H)
March 23	#19/18 Kansas State***	80-79	Loss	(H)

% - Music City Classic - Nashville, Tenn. (Trevecca Nazarene)
* - ACC/SEC Challenge
** - SEC Tournament - Greenville, S.C. (Bon Secours Wellness Arena)
*** - NCAA Tournament - Lexington, Ky. (Historic Memorial Coliseum)

KYRA ELZY

Overall Record at UK: 61-60 (2020-2024)

2023-24

Coach: Kyra Elzy
Record: 12-20 (4-12 SEC)

Nov. 7	ETSU&	74-66	Won	(H)
Nov. 11	USC Upstate !	82-54	Won	(H)
Nov. 14	Austin Peay^	68-63	Loss	(H)
Nov. 19	FGCU	59-48	Loss	(A)
Nov. 23	#10/16 NC State%	84-55	Loss	(N)
Nov. 24	#3/4 Colorado%	96-53	Loss	(N)
Nov. 25	Cincinnati%	65-41	Loss	(N)
Nov. 30	Boston College&*	83-81	Won	(H)
Dec. 3	Tennessee Tech&	73-67	Won	(H)
Dec. 6	Minnesota !	76-57	Loss	(H)
Dec. 10	#18/18 Louisville	73-61	Loss	(A)
Dec. 17	Furman !	75-45	Won	(H)
Dec. 21	Lipscomb !	87-80	Won	(H)
Dec. 31	Samford&	72-59	Won	(H)
Jan. 4	Arkansas !	73-63	Won	(H)
Jan. 7	Tennessee	87-69	Loss	(A)
Jan. 11	#-/24 Vanderbilt !	95-73	Loss	(H)
Jan. 15	#1/1 South Carolina	98-36	Loss	(A)
Jan. 21	Missouri !	76-71	Won	(H)
Jan. 25	Arkansas	88-61	Loss	(A)
Jan. 28	Alabama	91-74	Loss	(A)
Feb. 1	Mississippi State !	77-74(OT)	Loss	(H)
Feb. 4	Georgia	72-65	Loss	(A)
Feb. 11	Texas A&M !	61-44	Loss	(H)
Feb. 15	Auburn	78-50	Loss	(A)
Feb. 18	Florida !	81-77	Won	(H)
Feb. 22	Mississippi State	78-68	Won	(A)
Feb. 25	#1/1 South Carolina !	103-55	Loss	(H)
Feb. 29	Ole Miss !	75-45	Loss	(H)
March 3	#9/7 LSU	77-56	Loss	(A)
March 6	Georgia**	64-50	Won	(N)
March 7	Tennessee**	76-62	Loss	(N)

! & ^ - Home court displaced because of the renno-vation occuring at Memorial Coliseum
! - Game played at Rupp Arena - Lexington,Ky.
& - Game played at Clive M. Beck Center - Lexington, Ky.
^ - Game played at Davis Reid Alumni Gym - Georgetown, Ky.
% - Paradise Jam (St. Thomas Virgin Islands)
* - Inaugural ACC/SEC Challenge
** - SEC Tournament - Greenville, S.C. (Bon Secours Wellness Arena)

2022-23

Coach: Kyra Elzy
Record: 12-19 (2-14 SEC)

Nov. 7	Radford	82-78	Won	(H)
Nov. 11	Morehead State	73-48	Won	(H)
Nov. 13	Coastal Carolina	79-53	Won	(H)
Nov. 17	Bellarmine	63-45	Won	(H)
Nov. 21	#14/14 Virginia Tech^	82-74	Loss	(N)
Nov. 23	Dayton^	70-44	Won	(N)
Dec. 4	UNC Greensboro	82-56	Won	(H)
Dec. 7	Minnesota	80-74	Won	(A)
Dec. 11	#-/24 Louisville !	86-72	Loss	(H)
Dec. 16	Murray State	51-44	Loss	(H)
Dec. 18	FGCU	69-63	Loss	(H)
Dec. 21	Ohio University	95-86	Won	(H)
Dec. 29	Missouri	74-71	Loss	(A)
Jan. 1	#24/23 Arkansas	71-50	Loss	(H)
Jan. 5	Georgia	64-60	Loss	(A)
Jan. 8	#7/6 LSU !	67-48	Loss	(H)
Jan. 12	#1/1 South Carolina	95-66	Loss	(H)
Jan. 15	Florida	81-75	Won	(A)
Jan. 22	Mississippi State	77-76	Loss	(A)
Jan. 26	Auburn	71-68	Loss	(H)
Jan. 29	Missouri	77-54	Won	(H)
Feb. 2	#1/1 South Carolina	87-69	Loss	(A)
Feb. 9	Alabama	72-65	Loss	(H)
Feb. 13	Ole Miss	74-52	Loss	(A)
Feb. 16	Georgia	50-40	Loss	(H)
Feb. 19	Vanderbilt	79-57	Loss	(A)
Feb. 23	Texas A&M	74-67	Loss	(A)
Feb. 26	Tennessee	83-63	Loss	(H)
March 1	Florida**	72-57	Won	(N)
March 2	Alabama**	71-58	Won	(N)
March 3	Tennessee**	80-71	Loss	(N)

! - Game played in Rupp Arena - Lexington,Ky.
^ - Baha Mar Hoops Pink Flamingo Championship (Nassau, Bahamas)
** - SEC Tournament - Greenville, S.C. (Bon Secours Wellness Arena)

2021-22

Coach: Kyra Elzy
Record: 19-12 (8-8 SEC)

Nov. 9	Presbyterian	81-53	Won	(H)
Nov. 11	North Alabama	98-56	Won	(H)
Nov. 14	#8/7 Indiana	88-67	Loss	(A)
Nov. 21	Winthrop	92-47	Won	(H)
Nov. 27	La Salle	74-52	Won	(H)
Dec. 1	West Virginia*	83-60	Won	(H)
Dec. 5	Merrimack College	90-56	Won	(H)
Dec. 9	DePaul !	94-85	Loss	(H)
Dec. 12	#7/5 Louisville	64-58	Loss	(A)
Dec. 17	Morgan State		PPD	
Dec. 19	USC Upstate	67-44	Won	(H)
Jan. 6	#15/14 Georgia	84-76	Won	(H)
Jan. 9	#1/1 South Carolina	74-54	Loss	(A)
Jan. 16	#5/6 Tennessee	84-58	Loss	(A)
Jan. 20	Florida	77-52	Loss	(H)
Jan. 23	Ole Miss !	63-54	Loss	(H)
Jan. 25	Auburn	67-55	Won	(A)
Jan. 27	Vanderbilt	65-57	Loss	(A)
Jan. 30	LSU	78-69	Loss	(A)
Feb. 6	Texas A&M	73-64(OT)	Loss	(H)
Feb. 10	#1/1 South Carolina	59-50	Loss	(H)
Feb. 13	Alabama	67-63	Won	(A)
Feb. 15	Mississippi State	81-74	Won	(H)
Feb. 17	Vanderbilt	69-65	Won	(H)
Feb. 20	Arkansas	78-55	Won	(A)
Feb. 24	Missouri	78-63	Won	(A)
Feb. 27	Auburn	90-62	Won	(H)
March 3	Mississippi State**	83-67	Won	(N)

ALL-TIME RESULTS

March 4	#6/6 LSU **	78-63	Won	(N)
March 5	#18/15 Tennessee **	83-74	Won	(N)
March 6	#1/1 South Carolina **	64-62	Won	(N)
March 19	#24/- Princeton ***	62-69	Loss	(N)

! - Game played in Rupp Arena - Lexington,Ky.
* - SEC/Big 12 Challenge
** - SEC Tournament - Nashville, Tenn. (Bridgestone Arena)
*** - NCAA Tournament - Bloomington, Ind. (Assembly Hall)

2020-21

Coach: Kyra Elzy
Record: 18-9 (9-6 SEC)

Nov. 25	Murray State	86-60	Won	(H)
Nov. 29	Belmont	70-50	Won	(H)
Dec. 3	Kansas State	60-49	Won	(A)
Dec. 6	#13/15 Indiana	72-68	Won	(H)
Dec. 9	Marshall	79-45	Won	(H)
Dec. 13	Samford	88-54	Won	(H)
Dec. 16	#24/23 DePaul	82-86	Loss	(A)
Dec. 19	Wofford	98-37	Won	(H)
Dec. 31	#10/10 Arkansas	75-64	Won	(H)
Jan. 3	#12/13 Miss. State	92-86	Won	(A)
Jan. 7	#8/7 Texas A&M	60-77	Loss	(A)
Jan. 10	#5/4 South Carolina	70-75	Loss	(H)
Jan. 17	Vanderbilt	80-73	Won	(H)
Jan. 21	Auburn	76-71	Won	(A)
Jan. 24	#25/- Tennessee	53-70	Loss	(A)
Jan. 28	Alabama !	81-68	Won	(H)
Jan. 31	Missouri	61-55	Won	(H)
Feb. 4	Ole Miss	60-72	Loss	(A)
Feb. 11	#16/19 Tennessee !	71-56	Won	(H)
Feb. 15	Florida	88-80	Won	(A)
Feb. 19	LSU	Cancelled		(H)
Feb. 21	#2/3 South Carolina	55-76	Loss	(A)
Feb. 25	#17/18 Georgia	62-58	Won	(A)
Feb. 28	Ole Miss	69-73	Loss	(H)
Mar. 4	Florida *	73-64	Won	(N)
Mar. 5	#16/21 Georgia *	66-78	Loss	(N)
Mar. 21	Idaho State ***	71-63	Won	(N)
March 23	Iowa	72-86	Loss	(N)

! - Game played in Rupp Arena - Lexington,Ky.
* - SEC Tournament - Greenville, S.C. (Bon Secours Wellness Arena)
*** - NCAA Tournament - Raleigh, N.C. (Reynolds Coliseum)

MATTHEW MITCHELL

Overall Record at UK: 303-133 (2007-2020)

2019-20

Coach: Matthew Mitchell
Record: 22-8 (10-6 SEC)

Nov. 5	Mount. St. Mary's	67-44	Won	(H)
Nov. 10	Middle Tennessee	67-52	Won	(A)
Nov. 13	Stetson	67-48	Won	(H)
Nov. 16	Virginia	50-47	Won	(A)
Nov. 21	Morehead State	79-54	Won	(H)
Nov. 26	Grambling State	81-35	Won	(H)
Dec. 1	Austin Peay	81-52	Won	(H)
Dec. 4	Charlotte	86-39	Won	(H)
Dec. 8	Samford	79-49	Won	(H)
Dec. 11	Winthrop !	91-36	Won	(H)
Dec. 15	#7/7 Louisville !	67-66	Loss	(H)
Dec. 21	California	63-61	Won	(A)
Jan. 2	#4/5 South Carolina	72-99	Loss	(A)
Jan. 5	#22/23 Tennessee	80-76	Won	(H)
Jan. 9	Alabama	81-71	Won	(A)
Jan. 12	Florida	65-45	Won	(A)
Jan. 16	#12/12 Texas A&M	76-54	Won	(H)
Jan. 19	LSU	65-59	Loss	(A)
Jan. 27	Auburn	68-61	Won	(H)
Jan. 30	Missouri	62-47	Won	(A)
Feb. 2	Florida	70-62	Loss	(H)
Feb. 6	Alabama	66-62	Won	(H)
Feb. 9	#25/- Arkansas	85-103	Loss	(A)
Feb. 16	#6/5 Mississippi State	73-62	Won	(H)
Feb. 20	Ole Miss	94-52	Won	(A)
Feb. 23	#1/1 South Carolina	67-58	Loss	(H)
Feb. 27	Georgia	88-77	Won	(H)
March 1	Vanderbilt	64-70	Loss	(A)
March 6	Tennessee *	86-65	Won	(N)
March 7	#9/9 Mississippi State *	59-77	Loss	(N)

! - Game played in Rupp Arena - Lexington,Ky.
* - SEC Tournament - Greenville, S.C. (Bon Secours Wellness Arena)

2018-19

Coach: Matthew Mitchell
Record: 25-8 (11-5 SEC)

Nov. 7	Alabama State	87-35	Won	(H)
Nov. 11	Southern	91-41	Won	(H)
Nov. 15	Virginia !	63-51	Won	(H)
Nov. 18	High Point	71-49	Won	(H)
Nov. 22	#17/17 South Florida *	85-63	Won	(N)
Nov. 23	UCLA *	75-74 (ot)	Won	(N)
Nov. 24	North Carolina *	85-75	Won	(N)
Nov. 28	Morehead State	87-57	Won	(H)
Dec. 6	Rhode Island	75-52	Won	(H)
Dec. 9	#5/4 Louisville	75-80	Loss	(A)
Dec. 15	Middle Tennessee	72-55	Won	(H)
Dec. 18	Western Carolina	99-39	Won	(H)
Dec. 21	Murray State	88-49	Won	(H)
Dec. 29	Sacred Heart	71-43	Won	(H)
Jan. 3	Vanderbilt	77-55	Won	(H)
Jan. 6	#7/6 Mississippi State	86-71	Loss	(A)
Jan. 10	#13/13 Tennessee	73-71	Won	(A)
Jan. 13	Ole Miss	55-49	Loss	(H)
Jan. 17	LSU	64-60	Won	(A)
Jan. 24	#25/- Missouri	52-41	Won	(H)
Jan. 27	#24/25 Texas A&M	73-71	Loss	(A)
Jan. 31	#16/18 South Carolina	74-70	Loss	(H)
Feb. 3	Florida !	62-51	Won	(H)
Feb. 7	Auburn	78-68	Won	(A)
Feb. 11	Alabama	68-53	Won	(A)
Feb. 17	Arkansas	61-59	Won	(H)
Feb. 21	#13/13 South Carolina	65-57	Won	(A)
Feb. 24	LSU	57-52	Won	(H)
Feb. 28	#21/22 Texas A&M	62-55	Loss	(H)
Mar. 3	Georgia	58-53	Won	(A)
Mar. 8	Missouri **	70-68 (ot)	Loss	(N)
Mar. 23	Princeton ***	82-77	Won	(N)
Mar. 25	#10/10 NC State ***	57-72	Loss	(A)

! - Game played in Rupp Arena - Lexington,Ky.
* - Paradise Jam (St. Thomas Virgin Islands)
** - SEC Tournament - Greenville, S.C. (Bon Secours Wellness Arena)
*** - NCAA Tournament - Raleigh, N.C. (Reynol Col.)

Italy
August 2018 • 2-1

W, 73-41 vs. Bosnia-Herzegovina National Team
L, 46-64 vs. TK Hannover
W, 81-64 vs. Marghera Select

2017-18

Coach: Matthew Mitchell
Record: 15-17 (6-10 SEC)

Nov. 5	Southern Indiana	87-56	Won	(H)
Nov. 10	Sacremento State	101-70	Won	(H)
Nov. 12	Gardner-Webb	72-34	Won	(H)
Nov. 16	Montana	71-54	Won	(A)
Nov. 19	Washington State	73-68	Won	(A)
Nov. 22	Morehead State	86-53	Won	(H)
Nov. 26	Marshall	69-39	Won	(H)
Nov. 30	#9 Baylor	63-90	Loss	(A)
Dec. 3	Tennessee Tech	82-54	Won	(H)
Dec. 5	Evansville	100-62	Won	(H)
Dec. 8	Florida Gulf Coast	64-70	Loss	(A)
Dec. 10	Miami (Fla.)	54-65	Loss	(A)
Dec. 17	#3 Louisville	63-87	Loss	(H)
Dec. 21	#24 California	52-62	Loss	(H)
Dec. 28	Middle Tennessee	57-62	Loss	(A)
Dec. 31	#7 Tennessee !	49-63	Loss	(H)
Jan. 4	#19 Texas A&M	70-74	Loss	(A)
Jan. 7	Georgia	42-56	Loss	(H)
Jan. 11	Florida	56-53	Won	(A)
Jan. 15	Vanderbilt	55-70	Loss	(A)
Jan. 21	#10 South Carolina !	64-81	Loss	(H)
Jan. 25	Alabama	79-54	Won	(H)
Jan. 29	Arkansas	76-65	Won	(A)
Feb. 1	Auburn	65-48	Won	(H)
Feb. 4	LSU !	70-72	Loss	(H)
Feb. 8	#15 Missouri	78-83	Loss	(A)
Feb. 11	#2 Mississippi State	55-74	Loss	(A)
Feb. 15	Arkansas	78-57	Won	(H)
Feb. 18	#8 South Carolina	63-81	Loss	(A)
Feb. 22	Ole Miss	79-71	Win	(A)
Feb. 25	#2 Mississippi State	63-85	Loss	(H)
Mar. 1	Alabama*	71-64	Won	(N)
Mar. 2	#2 Mississippi State*	58-81	Loss	(N)

! = Game played in Rupp Arena - Lexington,Ky.
* - SEC Tournament - Nashville, Tenn. (Bridgestone Arena)

2016-17

Coach: Matthew Mitchell
Record: 22-11 (11-5 SEC)

Nov. 11	#14 Miami (Fla.) *	82-66	Won	(H)
Nov. 12	Albany *	70-46	Won	(H)
Nov. 17	New Hampshire	92-43	Won	(H)
Nov. 19	Colorado	79-69	Loss	(A)
Nov. 23	Morehead State	74-47	Won	(H)
Nov. 27	Samford	80-57	Won	(H)
Dec. 1	#12 Oklahoma	82-68	Won	(H)
Dec. 4	#7 Louisville	69-67 (OT)	Loss	(A)
Dec. 9	Middle Tennessee	61-48	Won	(H)
Dec. 11	#23 Arizona St. !	73-71 (OT)	Loss	(H)
Dec. 18	Radford	59-36	Won	(H)
Dec. 21	Washington St.	69-67	Won	(H)
Dec. 29	#15 Duke	69-54	Loss	(A)
Jan. 1	Tennessee	72-65	Loss	(A)
Jan. 5	Missouri	64-62	Won	(H)
Jan. 8	Texas A&M	77-68	Loss	(H)
Jan. 12	Alabama	71-54	Won	(A)
Jan. 15	Georgia	82-61	Won	(H)
Jan. 19	LSU	55-42	Won	(A)
Jan. 22	Auburn	64-60	Won	(A)
Jan. 26	Ole Miss	89-57	Won	(H)
Jan. 30	Missouri	73-67	Loss	(A)
Feb. 2	#4 South Carolina	75-63	Loss	(H)
Feb. 5	Vanderbilt	71-63	Won	(H)
Feb. 9	Georgia	66-56	Won	(A)
Feb. 16	Arkansas	69-62	Won	(A)
Feb. 19	Florida	67-48	Won	(H)
Feb. 23	#3 Miss. State	78-75 (OT)	Won	(H)
Feb. 26	#7 South Carolina	95-87	Loss	(A)
Mar. 3	Alabama **	65-55	Won	(N)
Mar. 4	#5 South Carolina **	89-77	Loss	(N)
Mar. 17	Belmont ***	73-70	Won	(H)
Mar. 19	#11 Ohio State ***	82-68	Loss	(H)

! - Game played in Rupp Arena - Lexington,Ky.
* - Kentucky Classic – Lexington, Ky. (Memorial Coliseum)

ALL-TIME RESULTS

** - SEC Tournament – Greenville, S.C. (Bon Secours Wellness Arena)
*** - NCAA First & Second Rounds – Lexington, Ky. (Memorial Coliseum)

2015-16

Coach: Matthew Mitchell
Record: 25-8 (10-6 SEC)

Nov. 13	Rice	72-39	Won	(H)
Nov. 15	#15/15 Arizona State	68-64 (OT)	Won	(A)
Nov. 18	Morehead State	112-57	Won	(H)
Nov. 22	Colorado	86-61	Won	(H)
Nov. 25	Eastern Michigan	89-67	Won	(H)
Nov. 29	Jackson State	92-24	Won	(H)
Dec. 2	Northern Kentucky	84-65	Won	(A)
Dec. 10	Louisville !	72-54	Won	(H)
Dec. 13	Middle Tennessee	68-52	Won	(A)
Dec. 20	#13/11 Duke !	71-61	Won	(H)
Dec. 28	Tennessee State	81-39	Won	(H)
Jan. 3	Auburn	61-66	Lost	(A)
Jan. 7	Alabama	73-48	Won	(H)
Jan. 10	Georgia	64-53	Won	(A)
Jan. 14	#2/2 South Carolina	62-73	Lost	(H)
Jan. 17	Auburn	54-47	Won	(H)
Jan. 21	Ole Miss	65-73	Lost	(A)
Jan. 25	#18/21 Tennessee	64-63	Won	(H)
Jan. 28	Vanderbilt	69-71	Lost	(H)
Jan. 31	Florida	79-85	Lost	(A)
Feb. 4	#2/2 South Carolina	68-78	Lost	(A)
Feb. 7	LSU	70-58	Won	(H)
Feb. 14	Vanderbilt	71-55	Won	(A)
Feb. 18	#14/13 Mississippi St.	83-60	Won	(A)
Feb. 21	Arkansas	77-63	Won	(H)
Feb. 25	#24/24 Missouri	69-59	Won	(H)
Feb. 28	#13/13 Texas A&M	71-58	Won	(A)
March 3	LSU*	79-71	Won	(N)
March 4	#25/24 Florida*	92-69	Won	(N)
March 5	#2/3 South Carolina*	63-93	Lost	(N)
March 19	UNC Asheville**	85-31	Won	(H)
March 20	Oklahoma**	79-58	Won	(H)
March 25	Washington***!	72-85	Lost	(N)

! - Game played in Rupp Arena - Lexington,Ky.
* - SEC Tournament - Little Rock, Ark. (Verizon Arena)
** - NCAA Tournament, First & Second Rounds, Lexington, Ky. (Memorial Coliseum)
***- NCAA Tournament, Lexington Regional (Rupp Arena)

2014-15

Coach: Matthew Mitchell
Record: 24-10 (10-6 SEC)

Nov. 14	Appalachian State	111-74	Won	(H)
Nov. 17	#8/9 Baylor !	74-64	Won	(H)
Nov. 19	Morehead State	91-62	Won	(H)
Nov. 22	Central Michigan	71-68	Won	(A)
Nov. 27	Illinois *	71-77	Lost	(N)
Nov. 28	Oklahoma *	92-88 (OT)	Won	(N)
Nov. 29	South Florida *	61-57	Won	(N)
Dec. 3	Northern Kentucky	82-64	Won	(H)
Dec. 7	#7/7 Louisville	77-68	Won	(A)
Dec. 12	Middle Tennessee	78-62	Won	(H)
Dec. 14	Belmont	71-55	Won	(H)
Dec. 21	#13/13 Duke	68-89	Lost	(A)
Dec. 28	Tennessee State	87-75	Won	(H)
Jan. 2	Alabama	78-66	Won	(A)
Jan. 4	Ole Miss	64-58	Won	(H)
Jan. 8	Auburn	78-57	Won	(H)
Jan. 11	#1/1 South Carolina	60-68	Lost	(A)
Jan. 15	Florida	62-56	Won	(H)
Jan. 18	LSU	79-84	Lost	(A)
Jan. 25	Missouri	83-69	Won	(A)
Jan. 29	#6/6 Tennessee	72-73	Lost	(H)
Feb. 1	#21/20 Georgia	80-72	Won	(H)
Feb. 8	Vanderbilt	82-68	Won	(A)
Feb. 12	#13/15 Miss. State	92-90 (2OT)	Won	(H)
Feb. 15	#6/6 Tennessee	58-72	Lost	(A)
Feb. 19	#15/15 Texas A&M	69-81	Lost	(H)
Feb. 23	Ole Miss	59-67	Lost	(A)
Feb. 26	Arkansas	56-51	Won	(A)
March 1	#2/2 South Carolina	67-56	Won	(H)
March 5	Vanderbilt **	67-61	Won	(N)
March 6	#11/13 Miss. State*	*76-67	Won	(N)
March 7	#5/5 Tennessee **	64-75	Lost	(N)
March 20	Tennessee State ***	97-52	Won	(H)
March 22	Dayton ***	94-99	Lost	(H)

! - Game played in Rupp Arena - Lexington,Ky.
* - Paradise Jam - St. Thomas, Virgin Islands (UVI Sports and Fitness Center)
** - SEC Tournament - Little Rock, Ark. (Verizon Arena)
*** - NCAA Tournament, First & Second Rounds, Lexington, Ky. (Memorial Coliseum)

2013-14

Coach: Matthew Mitchell
Record: 26-9 (10-6 SEC)

Nov. 8	Marist	75-61	Won	(A)
Nov. 10	Wagner	96-57	Won	(A)
Nov. 13	Georgia Southern	103-38	Won	(H)
Nov. 17	Central Michigan	96-74	Won	(H)
Nov. 21	Lipscomb	116-49	Won	(H)
Nov. 24	Middle Tennessee	84-72	Won	(A)
Nov. 27	Bradley	117-77	Won	(H)
Dec. 1	#3/4 Louisville	69-64	Won	(H)
Dec. 6	#9/9 Baylor %	133-130 (4OT)	Won	(N)
Dec. 12	DePaul	96-85	Won	(A)
Dec. 15	East Tennessee State	73-56	Won	(H)
Dec. 22	#2/2 Duke !	61-69	Lost	(H)
Dec. 29	Grambling State	109-46	Won	(H)
Jan. 2	Alabama	85-63	Won	(A)
Jan. 5	Florida	73-83	Lost	(H)
Jan. 9	#10/11 South Carolina	59-68	Lost	(A)
Jan. 12	Missouri	80-69	Won	(H)
Jan. 19	Auburn	73-71	Won	(A)
Jan. 23	Alabama	55-57	Lost	(H)
Jan. 26	Arkansas	68-58	Won	(H)
Jan. 30	Georgia	56-58	Lost	(A)
Feb. 2	#14/14 LSU	63-56	Won	(H)
Feb. 9	Florida	80-86	Lost	(A)
Feb. 13	Ole Miss	108-78	Won	(H)
Feb. 16	#8/8 Tennessee	75-71	Won	(A)
Feb. 20	#4/6 South Carolina	58-81	Lost	(H)
Feb. 23	#16/13 Texas A&M	83-74	Won	(A)
Feb. 27	Mississippi State	81-74 (OT)	Won	(A)
March 2	Vanderbilt	65-63	Won	(H)
March 7	Florida *	75-70	Won	(N)
March 8	#5/7 South Carolina *	68-58	Won	(N)
March 9	#6/6 Tennessee *	70-71	Lost	(N)
March 22	Wright State **	106-60	Won	(H)
March 24	Syracuse **	64-59	Won	(H)
March 29	#5/6 Baylor ***	72-90	Lost	(N)

% - Game Played in AT&T Stadium (Arlington, Texas)
! - Game played in Rupp Arena
* - SEC Tournament, Duluth, Ga. (The Arena at Gwinnett Center)
** - NCAA 1st & 2nd Rounds, Lexington, Ky. (Memorial Coliseum)
*** - NCAA Regional, South Bend, Ind. (Purcell Pavilion)

2012-13

Coach: Matthew Mitchell
Record: 30-6 (13-3 SEC)

Nov. 10	Delaware State	96-50	Won	(H)
Nov. 13	Baylor #1/1	51-85	Lost	(A)
Nov. 17	High Pt.	80-46	Won	(H)
Nov. 23	Morehead State	73-37	Won	(H)
Nov. 25	USC Upstate	100-34	Won	(H)
Nov. 28	Miami (Ohio)	92-53	Won	(H)
Dec. 2	#7/6 Louisville	48-47	Won	(A)
Dec. 7	DePaul !	96-64	Won	(H)
Dec. 9	Middle Tennessee	68-46	Won	(H)
Dec. 18	Pepperdine	80-62	Won	(A)
Dec. 21	UC Santa Barbara	66-38	Won	(A)
Dec. 28	Alcorn State	90-23	Won	(H)
Dec. 30	Marist	78-56	Won	(H)
Jan. 3	Florida	76-69	Won	(H)
Jan. 6	Alabama	87-70	Won	(A)
Jan. 10	#20/21 Texas A&M	65-62	Won	(H)
Jan. 13	Missouri	69-43	Won	(A)
Jan. 17	Mississippi State	100-47	Won	(H)
Jan. 20	Auburn	97-53	Won	(H)
Jan. 24	#18/14 South Carolina	50-55	Lost	(A)
Jan. 27	LSU	73-60	Won	(H)
Feb. 3	#13/14 Georgia	71-75	Lost	(H)
Feb. 7	Arkansas	80-74 (OT)	Won	(A)
Feb. 10	Vanderbilt	75-53	Won	(A)
Feb. 14	#16/14 South Carolina	78-74	Won	(H)
Feb. 18	#10/13 Texas A&M	70-66	Won	(A)
Feb. 24	LSU	72-77	Lost	(A)
Feb. 28	Ole Miss	90-65	Won	(A)
March 3	#8/8 Tennessee	78-65	Won	(H)
March 8	Vanderbilt *	76-65	Won	(N)
March 9	#12/12 Georgia *	60-38	Won	(N)
March 10	#19/19 Texas A&M *	67-75	Lost	(N)
March 24	Navy **	61-41	Won	(N)
March 26	#18/15 Dayton **	84-70	Won	(N)
March 30	#15/16 Delaware ***	69-62	Won	(N)
April 1	#3/3 Connecticut ***	53-83	Lost	(N)

! - Game played in Rupp Arena
* - SEC Tournament, Duluth, Ga. (The Arena at Gwinnett Center)
** - NCAA 1st & 2nd Rounds, Queens, N.Y. (Carnesecca Arena)
*** - NCAA Regional, Bridgeport, Conn. (Webster Bank Arena)

2011-12

SEC Regular Season Champions
Coach: Matthew Mitchell
Record: 28-7 (13-3 SEC)

Nov. 11	Morehead State	96-60	Won	(A)
Nov. 15	Jacksonville State	100-25	Won	(H)
Nov. 17	Northeastern	81-47	Won	(H)
Nov. 19	Southern Miss	88-71	Won	(H)
Nov. 23	Nebraska Omaha	81-48	Won	(H)
Nov. 25	Sam Houston State	73-52	Won	(H)
Nov. 27	Mississippi Valley State	90-51	Won	(H)
Dec. 4	#10/11 Louisville	74-54	Won	(H)
Dec. 8	#6/5 Duke !	72-65	Won	(H)
Dec. 11	Arkansas-Pine Bluff	101-43	Won	(H)
Dec. 18	#3/3 Notre Dame	83-92	Lost	(A)
Dec. 21	Samford	90-61	Won	(H)
Dec. 28	Middle Tennessee	58-70	Lost	(A)
Jan. 1	Florida	59-56	Won	(A)
Jan. 5	Arkansas	84-72	Won	(H)
Jan. 8	Mississippi State	88-40	Won	(H)
Jan. 12	#6/7 Tennessee	61-60	Won	(H)
Jan. 15	#24/rv South Carolina	66-58	Won	(A)
Jan. 19	#15/14 Georgia	69-64	Won	(A)

ALL-TIME RESULTS

Jan. 22	Florida	57-52	Won	(H)
Jan. 26	Auburn	66-48	Won	(A)
Jan. 29	Alabama	82-68	Won	(H)
Feb. 2	Ole Miss	82-41	Won	(H)
Feb. 5	LSU	51-61	Lost	(A)
Feb. 13	#13/11 Tennessee	54-91	Lost	(A)
Feb. 16	Alabama	75-77	Lost	(A)
Feb. 20	RV/#24 Vanderbilt	70-61	Won	(H)
Feb. 23	South Carolina	53-50	Won	(H)
Feb. 26	Mississippi State	76-40	Won	(A)
March 2	Florida *	71-67	Won	(N)
March 3	LSU *	61-72	Lost	(N)
March 17	McNeese State **	68-62	Won	(N)
March 19	#10/10 Green Bay **	65-62	Won	(N)
March 25	RV/#24 Gonzaga ***	79-62	Won	(N)
March 27	#3/3 Connecticut ***	65-80	Lost	(N)

! - Game played in Rupp Arena
* - SEC Tournament, Nashville, Tenn. (Bridgestone Arena)
** - NCAA 1st & 2nd Rounds, Ames, Iowa (Hilton Coliseum)
*** - NCAA Regional, Kingston, R.I. (Ryan Center)

2010-11

Coach: Matthew Mitchell
Record: 25-9 (11-5 SEC)

Nov. 12	Morehead State	82-48	Won	(H)
Nov. 14	Miami (Ohio)	84-71	Won	(A)
Nov. 21	#12/12 Notre Dame	81-76	Won	(H)
Nov. 26	Murray State *	91-59	Won	(N)
Nov. 27	Southern Miss *	79-60	Won	(A)
Dec. 5	Louisville	52-78	Lost	(A)
Dec. 7	Tennessee Tech	77-53	Won	(H)
Dec. 11	UT-Chattanooga	79-64	Won	(A)
Dec. 18	Alabama A&M	84-58	Won	(H)
Dec. 21	Arkansas Pine Bluff	107-35	Won	(H)
Dec. 29	Middle Tennessee	81-72	Won	(H)
Dec. 30	UT-Martin	68-47	Won	(H)
Jan. 4	#3/3 Duke	48-54	Lost	(A)
Jan. 6	#25/RV Arkansas	67-78	Lost	(A)
Jan. 9	Georgia	59-61	Lost	(H)
Jan. 13	South Carolina	66-48	Won	(H)
Jan. 16	Mississippi State	72-60	Won	(H)
Jan. 20	Florida	59-58	Won	(A)
Jan. 23	Vanderbilt	78-68	Won	(H)
Jan. 27	Ole Miss	74-68	Won	(A)
Jan. 30	Alabama	82-69	Won	(A)
Feb. 3	Auburn	69-38	Won	(H)
Feb. 7	#4/4Tennessee	67-73	Lost	(H)
Feb. 10	South Carolina	61-66	Lost	(A)
Feb. 13	LSU	49-47	Won	(H)
Feb. 17	Georgia	51-69	Lost	(A)
Feb. 20	Vanderbilt	80-71	Won	(A)
Feb. 24	Arkansas	55-54	Won	(H)
Feb. 27	Auburn	76-62	Won	(A)
March 4	LSU **	60-58	Won	(N)
March 5	Vanderbilt **	69-56	Won	(N)
March 6	#4/4 Tennessee **	65-90	Lost	(N)
March 19	Hampton ***	66-62 (OT)	Won	(N)
March 21	#14/14 UNC ***	74-86	Lost	(N)

* Lady Eagle Thanksgiving Classic (Hattiesburg, Miss.) (Reed Green Coliseum)
** SEC Tournament, Nashville, Tenn. (Bridgestone Arena)
*** NCAA 1st & 2nd Rounds, Albuquerque, N.M. (The Pit/University Arena)

2009-10

Coach: Matthew Mitchell
Record: 28-8 (11-5 SEC)

Nov. 13	Boston	92-58	Won	(H)
Nov. 15	Butler	87-66	Won	(H)
Nov. 17	Morehead State	72-55	Won	(A)
Nov. 22	Chattanooga	65-55	Won	(H)
Nov. 25	UC-Santa Barbara	68-54	Won	(A)
Nov. 28	McNeese State	85-50	Won	(H)
Dec. 01	Miami (Ohio)	107-53	Won	(H)
Dec. 04	Cincinnati	68-57	Won	(A)
Dec. 13	Florida A&M	91-39	Won	(H)
Dec. 20	Louisville	101-67	Won	(H)
Dec. 22	UT-Martin	87-47	Won	(H)
Dec. 28	Middle Tennessee	51-57	Lost	(A)
Jan. 1	Mississippi Valley State	93-48	Won	(H)
Jan. 7	#8/8 Georgia	60-61 (OT)	Lost	(A)
Jan. 10	#17/16 Vanderbilt	63-53	Won	(H)
Jan. 14	South Carolina	71-79	Lost	(A)
Jan. 17	Alabama	88-63	Won	(H)
Jan. 21	Arkansas	69-52	Won	(H)
Jan. 24	Auburn	68-50	Won	(H)
Jan. 28	#18/19 LSU	71-62	Won	(A)
Jan. 31	Mississippi State	69-59	Won	(A)
Feb. 4	Ole Miss	80-66	Won	(H)
Feb. 7	Arkansas	71-57	Won	(A)
Feb. 11	#19/18 Georgia	64-48	Won	(H)
Feb. 14	#RV/No. 22 Vanderbilt	55-68	Lost	(A)
Feb. 18	Florida	77-51	Won	(H)
Feb. 21	South Carolina	71-50	Won	(H)
Feb. 25	#4/4 Tennessee	65-81	Lost	(A)
Feb. 28	Auburn	53-65	Lost	(A)
March 5	Auburn *	65-54	Won	(N)
March 6	Mississippi State *	76-65	Won	(N)
March 7	#4/4 Tennessee *	62-70	Lost	(N)
March 20	Liberty **	83-77	Won	(N)
March 22	#24/25 Michigan St. **	70-52	Won	(N)
March 28	#4/4 Nebraska ***	76-67	Won	(N)
March 30	#12/12 Oklahoma ***	68-88	Lost	(N)

* SEC Tournament, Duluth Ga. (The Arena at Gwinnett Center)
** NCAA 1st & 2nd Rounds, Louisville, Ky. (Freedom Hall)
*** NCAA Regionals, Kansas City, Mo. (Sprint Center)

2008-09

Coach: Matthew Mitchell
Record: 16-16 (5-9 SEC)

Nov. 15	Michigan	60-70	Lost	(H)
Nov. 17	Cincinnati	58-55	Won	(H)
Nov. 23	George Washington	67-48	Won	(H)
Nov. 28	Yale*	87-82	Won	(N)
Nov. 29	Long Island *	46-43	Won	(A)
Dec. 2	#23/25 Xavier	44-67	Lost	(A)
Dec. 4	Western Kentucky	57-66	Lost	(A)
Dec. 6	Furman	74-35	Won	(H)
Dec. 12	East Tennessee State	50-59	Lost	(H)
Dec. 14	#12/13 Louisville	59-75	Lost	(A)
Dec. 19	Alabama A&M	65-45	Won	(H)
Dec. 21	UC-Santa Barbara	69-58	Won	(H)
Dec. 30	IUPUI	82-60	Won	(H)
Jan. 1	North Carolina A&T	72-63	Won	(H)
Jan. 3	Miami (Ohio)	80-55	Won	(A)
Jan. 8	Tennessee	64-69	Lost	(A)
Jan. 11	Arkansas	72-63	Won	(H)
Jan. 15	Alabama	67-57	Won	(A)
Jan. 18	Mississippi State	45-52	Lost	(H)
Jan. 25	LSU	56-59	Lost	(H)
Jan. 29	#12/16 Florida	74-59	Lost	(A)
Feb. 1	Ole Miss	60-69	Lost	(A)
Feb. 5	South Carolina	61-47	Won	(H)
Feb. 8	#20/22 Vanderbilt	62-72	Lost	(H)
Feb. 12	#5/4 Auburn	69-81	Lost	(A)
Feb. 19	#13/19 Tennessee	66-56	Won	(H)
Feb. 22	LSU	56-57	Lost	(A)
Feb. 26	Georgia	57-61	Lost	(H)
March 1	South Carolina	70-53	Won	(A)
March 5	Georgia **	64-82	Lost	(N)
March 19	Chattanooga ***	81-76 (OT)	Won	(H)
March 22	Wisconsin ***	45-49	Lost	(A)

* Courtyard LaGuardia Turkey Classic (Brooklyn, N.Y.) - Wellness, Recreation and Athletic Center
** SEC Tournament (North Little Rock, Ark.) - Alltel Arena
*** WNIT Tournament (Campus Sites)

2007-08

Coach: Matthew Mitchell
Record: 17-16 (8-6 SEC)

Nov. 10	USC-Upstate	74-59	Won	(H)
Nov. 14	#14/12 George Wash.	65-75	Lost	(A)
Nov. 18	Florida Atlantic	61-53	Won	(H)
Nov. 23	Minnesota *	80-92	Lost	(N)
Nov. 24	#21/22 Texas *	60-72	Lost	(N)
Nov. 25	Lipscomb *	76-55	Won	(N)
Nov. 30	Western Kentucky !	74-78 (OT)	Lost	(H)
Dec. 4	William & Mary	75-44	Won	(H)
Dec. 8	Michigan	59-63	Lost	(A)
Dec. 20	Louisville !	65-80	Lost	(H)
Dec. 28	#23 Old Dominion	62-71	Lost	(H)
Dec. 30	South Alabama	66-56	Won	(A)
Jan. 1	Xavier	46-51	Lost	(H)
Jan. 7	Wofford	67-57	Won	(H)
Jan. 10	Florida	60-58	Won	(H)
Jan. 13	Mississippi State	64-60	Won	(A)
Jan. 17	#2 Tennessee	40-65	Lost	(H)
Jan. 20	#20/18 Auburn	62-55	Won	(H)
Jan. 24	South Carolina	66-62	Won	(A)
Jan. 27	#9 LSU !	46-72	Lost	(H)
Jan. 31	#17/14 Georgia	47-44	Won	(A)
Feb. 3	#2 Tennessee	51-79	Lost	(A)
Feb. 7	Ole Miss !	59-54	Won	(H)
Feb. 14	#25 Vanderbilt	49-66	Lost	(A)
Feb. 17	Alabama	64-44	Won	(H)
Feb. 21	#6 LSU	48-52	Lost	(A)
Feb. 24	Arkansas	59-56	Won	(A)
March 2	South Carolina !	57-65	Lost	(H)
March 7	#23/21 Georgia **	57-50	Won	(N)
March 8	#7/6 LSU **	49-66	Lost	(N)
March 21	Middle Tennessee ***	68-66 (OT)	Won	(H)
March 26	James Madison ***	84-76	Won	(H)
March 30	Marquette ***	64-69	Lost	(H)

* Rainbow Wahine Classic (Honolulu, Hawaii) - Stan Sheriff Center
** SEC Tournament (Nashville, Tenn.) - Sommet Center
*** WNIT Tournament (Lexington, Ky.) – Memorial Coliseum
! - Played in Rupp Arena

MICKIE DEMOSS

Overall Record at UK: 71-56 (2003-07)

2006-07

Coach: Mickie DeMoss
Record: 20-14 (6-8 SEC)

Nov. 10	Washington State *	80-51	Won	(H)
Nov. 12	Indiana *	51-54	Lost	(H)
Nov. 18	Old Dominion	69-55	Won	(A)
Nov. 24	Delaware **	70-86	Lost	(N)
Nov. 25	Southern Illinois **	78-59	Won	(N)

ALL-TIME RESULTS

Nov. 29	Detroit	79-44	Won	(H)
Dec. 3	#19 Louisville	75-83	Lost	(A)
Dec. 8	Alabama State	75-46	Won	(H)
Dec. 17	Arkansas-Pine Bluff !	83-46	Won	(H)
Dec. 19	Mississippi Valley State	84-37	Won	(H)
Dec. 21	Southern	70-44	Won	(H)
Dec. 29	Kent State ***	82-47	Won	(N)
Dec. 30	Memphis ***	86-51	Won	(N)
Jan. 2	Texas-Pan American	77-45	Won	(H)
Jan. 4	South Carolina	59-55	Won	(H)
Jan. 6	#7/8 Ohio State	51-53	Lost	(A)
Jan. 11	Alabama	63-62	Won	(A)
Jan. 14	Ole Miss	65-67 (OT)	Lost	(H)
Jan. 18	#8 LSU	58-76	Lost	(A)
Jan. 21	Auburn	68-65	Won	(A)
Jan. 25	Mississippi State !	75-83 (2OT)	Lost	(H)
Jan. 28	South Carolina	56-66	Lost	(A)
Feb. 1	#15 Vanderbilt	62-63	Lost	(H)
Feb. 4	Florida	84-74	Won	(H)
Feb. 8	Ole Miss	69-61	Won	(A)
Feb. 11	#3 Tennessee	62-84	Lost	(A)
Feb. 15	#11/12 Georgia !	72-82 (OT)	Lost	(H)
Feb. 18	Arkansas !	87-60	Won	(H)
Feb. 25	Florida	79-83	Lost	(A)
March 1	Arkansas ****	72-57	Won	(N)
March 2	#10/12 Georgia ****	40-72	Lost	(N)
March 15	Oakland *****	65-56	Won	(A)
March 19	Ball State *****	85-82	Won	(A)
March 22	Wisconsin *****	61-67	Lost	(A)

* Women's Sports Foundation Tournament (Lexington, Ky.) - Memorial Coliseum
** Odwalla Classic (San Francisco, Calif.) - War Memorial Gymnasium
*** Wells Fargo New Year's Classic (San Antonio, Texas) - USTA Convocation Center
**** SEC Tournament (Duluth, Ga.) - Gwinnett Center
***** WNIT(Campus Sites) ! - Played in Rupp Arena

2005-06

Coach: Mickie DeMoss
Record: 22-9 (9-5 SEC)

Nov. 18	IUPUI	81-52	Won	(H)
Nov. 22	Stetson	84-38	Won	(H)
Nov. 25	Indiana State *	68-58	Won	(N)
Nov. 26	Hofstra *	67-54	Won	(N)
Dec. 1	Florida International	71-56	Won	(H)
Dec. 6	North Carolina A&T	71-40	Won	(H)
Dec. 8	Georgetown	63-47	Won	(H)
Dec. 10	Detroit	74-65	Won	(A)
Dec. 18	#3 LSU	36-66	Lost	(H)
Dec. 22	Tennessee State	105-45	Won	(H)
Dec. 28	Louisville !	55-64	Lost	(H)
Dec. 31	Wake Forest	77-82	Lost	(A)
Jan. 2	Bowling Green St.	66-62 (OT)	Won	(H)
Jan. 8	South Carolina	72-60	Won	(H)
Jan. 12	#RV/24 Florida	80-65	Won	(A)
Jan. 15	Georgia Tech **	66-62	Won	(A)
Jan. 19	Auburn !	57-71	Lost	(H)
Jan. 22	Ole Miss	81-75	Won	(A)
Jan. 26	#1/3 Tennessee !	66-63	Won	(H)
Feb. 2	#14 Georgia	57-91	Lost	(A)
Feb. 5	Florida	61-68	Lost	(H)
Feb. 9	South Carolina	75-71	Won	(A)
Feb. 12	Arkansas	79-50	Won	(A)
Feb. 16	Ole Miss	65-61	Won	(H)
Feb. 19	Mississippi State	51-46	Won	(A)
Feb. 23	#23/24 Vanderbilt	55-72	Lost	(A)
Feb. 26	Alabama !	80-60	Won	(H)
March 2	#23/RV Florida ***	88-70	Won	(N)
March 3	#3 LSU ***	52-79	Lost	(N)
March 18	Chattanooga ****	69-59	Won	(N)
March 20	#16/17 Michigan St.****	63-67	Lost	(N)

* Pepperdine Tournament (Malibu, Calif.) - Firestone Fieldhouse
** Russell Athletic Shootout (Duluth, Ga.) - Gwinnett Center
*** SEC Tournament (North Little Rock, Ark.) - Alltel Arena
**** NCAA First and Second Rounds (Rosemont, Ill.) Allstate Arena
! - Played in Rupp Arena

2004-05

Coach: Mickie DeMoss
Record: 18-16 (4-10 SEC)

Nov. 19	Butler	82-44	Won	(H)
Nov. 21	Florida A&M	84-55	Won	(H)
Nov. 25	Oregon St. &	73-70	Won	(N)
Nov. 26	South Dakota St. &	55-57	Lost	(N)
Nov. 27	#17/18 Rutgers &	60-75	Lost	(N)
Dec. 1	Northwestern	70-63	Won	(A)
Dec. 5	Louisville	49-66	Lost	(A)
Dec. 10	Charleston So.	89-33	Won	(H)
Dec. 12	Marshall	73-55	Won	(A)
Dec. 18	UAB	90-60	Won	(H)
Dec. 21	Nicholls State !	106-51	Won	(H)
Dec. 28	Xavier	67-75	Lost	(A)
Dec. 30	Wake Forest !	66-61	Won	(H)
Jan. 2	St. Francis (Penn.)	85-73	Won	(H)
Jan. 4	Longwood	79-41	Won	(H)
Jan. 9	Alabama	63-69 (OT)	Lost	(A)
Jan. 13	#18 Georgia !	71-63	Won	(H)
Jan. 16	Ole Miss	70-63	Won	(H)
Jan. 20	Mississippi St.	59-72	Lost	(A)
Jan. 23	#7/9 Tennessee	49-67	Lost	(A)
Jan. 27	#23/21 Vanderbilt	67-73	Lost	(H)
Jan. 30	South Carolina	66-50	Won	(H)
Feb. 6	#18/19 Georgia	64-68	Lost	(A)
Feb. 10	Florida	59-70	Lost	(H)
Feb. 13	Auburn	50-65	Lost	(A)
Feb. 17	#1 LSU	58-81	Lost	(A)
Feb. 20	Mississippi State	55-71	Lost	(H)
Feb. 24	South Carolina	47-60	Lost	(A)
Feb. 27	Arkansas	73-67	Won	(H)
March 3	Auburn *	57-62	Lost	(N)
March 18	Eastern Michigan **	79-68	Won	(H)
March 20	Chattanooga **	91-54	Won	(H)
March 24	Xavier **	67-62	Won	(H)
March 28	West Virginia **	75-80 (2OT)	Lost	(H)

& Paradise Jam (St. Thomas, Virgin Islands)
* SEC Tournament (Greenville, S.C.) - BiLo Center
** WNIT (Lexington, Ky.) - Memorial Coliseum
! - Played in Rupp Arena

2003-04

Coach: Mickie DeMoss
Record: 11-17 (3-11 SEC)

Nov. 21	Purdue Fort Wayne	79-59	Won	(H)
Nov. 23	Northwestern	67-60	Won	(H)
Nov. 25	#13 North Carolina !	59-75	Lost	(H)
Nov. 28	Duquesne *	90-83	Won	(N)
Nov. 29	San Francisco *	59-67	Lost	(A)
Dec. 3	Louisville !	84-80 (OT)	Won	(H)
Dec. 10	Xavier	60-75	Lost	(H)
Dec. 13	Temple	82-86 (OT)	Lost	(A)
Dec. 20	Miami (Ohio)	64-58	Won	(A)
Dec. 22	Western Kentucky	76-63	Won	(A)
Dec. 30	Austin Peay	82-56	Won	(H)
Jan. 2	Cincinnati	52-60	Lost	(A)
Jan. 6	High Pt.	83-45	Won	(H)
Jan. 8	#22 Vanderbilt	57-65	Lost	(A)
Jan. 11	#12/9 Georgia	53-74	Lost	(H)
Jan. 18	#14 LSU	69-70	Lost	(H)
Jan. 22	Mississippi State	67-80	Lost	(A)
Jan. 25	South Carolina	75-61	Won	(A)
Jan. 29	#1 Tennessee	72-81	Lost	(H)
Feb. 1	Ole Miss	88-90 (2OT)	Lost	(A)
Feb. 5	#19/22 Auburn	54-71	Lost	(H)
Feb. 8	#24/RV Florida	56-76	Lost	(A)
Feb. 15	Mississippi State	41-54	Lost	(H)
Feb. 19	Arkansas	58-69	Lost	(A)
Feb. 22	Alabama	62-59	Won	(H)
Feb. 26	South Carolina	71-54	Won	(H)
Feb. 29	#19/15 Georgia	62-73	Lost	(A)
March 4	#19/RV Vanderbilt **	41-60	Lost	(N)

* Odwalla Classic (San Francisco, Calif) - War Memorial Gym
** SEC Tournament (Nashville, Tenn.) - Gaylord Entertainment Center
! - Played in Rupp Arena

BERNADETTE MATTOX

Overall Record: 91-135 (1995-2003)

2002-03

Coach: Bernadette Mattox
Record: 11-16 (4-10 SEC)
Captain: Rita Adams

Nov. 25	Southern Illinois	79-53	Won	(H)
Nov. 29	Pacific *	77-61	Won	(N)
Nov. 30	Washington *	56-88	Lost	(A)
Dec. 4	Evansville	66-70	Lost	(A)
Dec. 7	Western Kentucky	83-88	Lost	(H)
Dec. 14	Hawaii **	59-70	Lost	(A)
Dec. 15	Long Island **	72-64	Won	(N)
Dec. 21	Miami (Ohio)	108-102 (OT)	Won	(H)
Dec. 23	Morris Brown	106-32	Won	(H)
Dec. 31	Cincinnati	69-67	Won	(H)
Jan. 2	Marshall !	75-42	Won	(H)
Jan. 5	Louisville	62-86	Lost	(A)
Jan. 12	Alabama	59-55	Won	(H)
Jan. 16	LSU	39-82	Lost	(A)
Jan. 19	Vanderbilt	50-84	Lost	(A)
Jan. 23	Ole Miss	83-66	Won	(H)
Jan. 26	Georgia	59-71	Lost	(A)
Feb. 2	South Carolina	46-49	Lost	(H)
Feb. 6	Auburn	56-63 (OT)	Lost	(A)
Feb. 9	Vanderbilt	63-85	Lost	(H)
Feb. 13	Arkansas	60-70	Lost	(H)
Feb. 16	Mississippi State	46-96	Lost	(A)
Feb. 20	Florida	49-47	Won	(H)
Feb. 23	Alabama	73-71 (2OT)	Won	(A)
Feb. 27	South Carolina	51-97	Lost	(A)
March 2	Tennessee	69-84	Lost	(H)
March 6	Auburn ***	62-68	Lost	(N)

* *Seattle Times* Husky Classic (Seattle, Wash.) -Bank of America Arena
** Hawaii Invitational (Honolulu, Hawaii) - Stan Sheriff Center
*** SEC Tournament (North Little Rock, Ark.) - Alltel Arena
! - Played in Rupp Arena

2001-02

Coach: Bernadette Mattox
Record: 9-20 (1-13 SEC)
Captains: LaTonya McDole and Niecee Patterson

Nov. 17	Temple	64-55	Won	(H)
Nov. 23	Sam Houston State *	100-55	Won	(N)
Nov. 24	Memphis *	55-63	Lost	(A)
Nov. 28	North Carolina	64-102	Lost	(A)
Dec. 1	Miami (Fla.)	60-57	Won	(H)
Dec. 5	Miami (Ohio)	64-73	Lost	(A)

ALL-TIME RESULTS

Dec. 8	Western Kentucky	79-84	Lost	(A)
Dec. 16	Virginia Commonwealth	66-61	Won	(A)
Dec. 19	Louisville	72-53	Won	(H)
Dec. 22	Evansville	72-78	Lost	(H)
Dec. 28	Southern Miss **	59-44	Won	(N)
Dec. 29	Lafayette **	83-60	Won	(N)
Jan. 3	Mississippi State	54-59	Lost	(H)
Jan. 6	Alabama	63-62	Won	(A)
Jan. 10	Vanderbilt	54-71	Lost	(A)
Jan. 13	Auburn	66-70	Lost	(H)
Jan. 17	Arkansas	64-76	Lost	(A)
Jan. 20	South Carolina	49-78	Lost	(A)
Jan. 24	LSU	59-75	Lost	(H)
Jan. 27	Alabama	58-61	Lost	(H)
Feb. 3	Georgia	50-76	Lost	(H)
Feb. 7	Ole Miss	66-76	Lost	(A)
Feb. 10	South Carolina	73-74	Lost	(H)
Feb. 14	Florida	59-81	Lost	(A)
Feb. 19	Cincinnati	57-73	Lost	(A)
Feb. 21	Vanderbilt	57-73	Lost	(H)
Feb. 24	Tennessee	64-89	Lost	(A)
Feb. 28	Mississippi State ***	75-72	Won	(N)
March 1	LSU ***	62-74	Lost	(N)

* Lady Tiger Classic (Memphis, Tenn.) - Elma Roane Fieldhouse
** Blue Sky Restaurant Group Classic (Hanover, N.H.) - Edward Leede Arena
*** SEC Tournament (Nashville, Tenn.) - Gaylord Entertainment Center

European Tour
May 2001 • 5-0

W, 87-56 vs. Nice University Club (Nice, France) - May 9
W, 85-69 vs. Lyon A.L.G.M (Lyon, France) - May 10
W, 59-44 vs. Sion Helios BBC (Montreaux, Switzerland) - May 12
W, 87-50 vs. Fribourg BBC (Fribourg, Switzerland) - May 13
W, 78-59 vs. Sceaux (Paris, France) - May 15

2000-01

Coach: Bernadette Mattox
Record: 6-21 (2-12 SEC)
Captain: LaTonya McDole

Nov. 21	Miami (Ohio)	77-71	Won	(H)
Nov. 25	Missouri *	51-86	Lost	(N)
Nov. 26	Houston *	77-78	Lost	(N)
Nov. 29	IUPUI	76-75	Won	(H)
Dec. 1	Purdue	67-87	Lost	(H)
Dec. 6	Xavier	62-80	Lost	(A)
Dec. 9	Louisville	57-63	Lost	(A)
Dec. 17	Fla. International **	60-58	Won	(A)
Dec. 19	Miami (Fla.)	59-74	Lost	(A)
Dec. 22	Cincinnati ***	38-57	Lost	(N)
Dec. 30	Florida Atlantic	112-71	Won	(H)
Jan. 4	Auburn	40-73	Lost	(A)
Jan. 7	Florida	48-85	Lost	(H)
Jan. 11	Vanderbilt	61-91	Lost	(H)
Jan. 14	Arkansas	50-69	Lost	(A)
Jan. 18	LSU	64-87	Lost	(A)
Jan. 21	Tennessee	38-110	Lost	(H)
Jan. 25	Alabama	71-64	Won	(H)
Jan. 27	Tennessee	39-83	Lost	(A)
Jan. 31	Va. Commonwealth	57-67	Lost	(H)
Feb. 4	Arkansas	78-84	Lost	(H)
Feb. 11	South Carolina	62-70	Lost	(A)
Feb. 15	Georgia	58-91	Lost	(A)
Feb. 18	South Carolina	61-59	Won	(H)
Feb. 22	Ole Miss	54-75	Lost	(H)
Feb. 25	Mississippi State	66-74	Lost	(A)
March 1	LSU ****	57-72	Lost	(N)

* Pepperdine Classic (Malibu, Calif.) - Firestone Fieldhouse
** Baptist Health Systems Women's Fab Four Classic (Miami, Fla.) - Golden Panther Arena
*** Louisville, Ky. (double-header with UK Men vs. Indiana)
**** SEC Tournament (Memphis, Tenn.) - The Pyramid

1999-2000

Coach: Bernadette Mattox
Record: 15-14 (5-9 SEC)
Captains: Tiffany Wait and Erica Jackson

Nov. 19	Austin Peay	88-52	Won	(A)
Nov. 22	Miami (Ohio)	77-39	Won	(A)
Nov. 24	Connecticut *	62-68	Lost	(A)
Nov. 26	Clemson *	65-70	Lost	(N)
Dec. 1	Western Kentucky	75-48	Won	(H)
Dec. 6	New Mexico	62-52	Won	(A)
Dec. 11	Liberty	69-57	Won	(A)
Dec. 18	Purdue **	40-48	Lost	(N)
Dec. 22	Cincinnati	68-62	Won	(A)
Dec. 28	Tennessee-Martin	93-55	Won	(H)
Dec. 31	Xavier	67-68	Lost	(H)
Jan. 3	Winthrop	94-39	Won	(H)
Jan. 6	Auburn	71-69	Won	(H)
Jan. 10	Florida	72-58	Won	(A)
Jan. 13	Vanderbilt	55-60 (OT)	Lost	(A)
Jan. 16	Arkansas	68-60	Won	(H)
Jan. 20	LSU	59-66	Lost	(H)
Jan. 23	Tennessee	65-71	Lost	(H)
Jan. 27	Alabama	67-68	Lost	(A)
Jan. 30	Tennessee	48-77	Lost	(A)
Feb. 6	Arkansas	70-83	Lost	(A)
Feb. 13	South Carolina	73-71	Won	(H)
Feb. 17	Georgia	69-73	Lost	(H)
Feb. 20	South Carolina	51-64	Lost	(A)
Feb. 22	Louisville	75-65	Won	(H)
Feb. 24	Ole Miss	59-57	Won	(A)
Feb. 27	Mississippi State	46-63	Lost	(H)
March 2	Alabama ***	67-63	Won	(N)
March 3	Georgia ***	45-63	Lost	(N)

* Coaches vs. Cancer Challenge (Hartford, Conn.) - Hartford Civic Center
** Boilermaker Blockbuster (Indianapolis, Ind.) - Conseco Fieldhouse
*** SEC Tournament (Chattanooga, Tenn.) - UTC Arena

1998-99

Coach: Bernadette Mattox
Record: 21-11 (7-7 SEC)
Captains: Tiffany Wait and Jaye Barnes

Nov. 15	Austin Peay	88-71	Won	(H)
Nov. 19	Ohio State	92-84 (OT)	Won	(A)
Nov. 22	Tennessee-Martin	90-60	Won	(A)
Nov. 27	Louisville *	73-62	Won	(N)
Nov. 28	Hawaii *	66-57	Won	(A)
Nov. 29	UCLA *	54-64	Lost	(N)
Dec. 6	Auburn	68-62	Won	(A)
Dec. 9	Miami (Ohio)	76-56	Won	(H)
Dec. 12	Liberty	76-80	Lost	(H)
Dec. 19	Eastern Illinois **	90-71	Won	(N)
Dec. 20	Wichita State **	58-51	Won	(A)
Dec. 28	Cincinnati	70-59	Won	(H)
Jan. 3	Florida	63-77	Lost	(H)
Jan. 7	Vanderbilt	70-69	Won	(H)
Jan. 10	Ole Miss	57-60	Lost	(A)
Jan. 14	LSU	59-67	Lost	(A)
Jan. 17	Tennessee	60-98	Lost	(A)
Jan. 20	Louisville	69-56	Won	(A)
Jan. 24	Alabama	76-72	Won	(H)
Jan. 28	Florida	80-70	Won	(A)
Jan. 31	Arkansas	69-74 (OT)	Lost	(A)
Feb. 4	Auburn	67-68	Lost	(H)
Feb. 7	Georgia	80-76	Won	(H)
Feb. 11	South Carolina	78-76	Won	(A)
Feb. 14	Mississippi State	78-83	Lost	(A)
Feb. 16	Eastern Kentucky	87-47	Won	(A)
Feb. 21	South Carolina	93-65	Won	(H)
Feb. 25	Ole Miss ***	75-59	Won	(N)
Feb. 26	LSU ***	81-71	Won	(N)
Feb. 27	Georgia ***	62-68	Lost	(N)
March 13	Nebraska ****	98-92	Won	(N)
March 15	UCLA ****	63-87	Lost	(N)

* Rainbow Wahine Classic (Honolulu, Hawaii)
** Wichita State Shocker Shootout (Wichita, Kan.)
*** SEC Tournament (Chattanooga, Tenn.)
**** NCAA Tournament (Los Angeles, Calif.)

1997-98

Coach: Bernadette Mattox
Record: 13-15 (5-9 SEC)
Captains: Jaye Barnes, Tiffany Wait and Natalie Martinez

Nov. 18	Indiana	71-84	Lost	(A)
Nov. 21	Southwest Missouri	54-74	Lost	(A)
Nov. 25	Michigan State	57-71	Lost	(A)
Nov. 28	Illinois Chicago *	60-46	Won	(N)
Nov. 29	Nebraska *	59-68	Lost	(A)
Dec. 3	Ohio State	68-51	Won	(H)
Dec. 6	Dayton	73-69	Won	(H)
Dec. 8	Western Kentucky	66-64 (OT)	Won	(A)
Dec. 14	Auburn	68-67	Won	(H)
Dec. 20	Miami (Ohio)	71-64	Won	(A)
Dec. 28	UMass **	57-51	Won	(N)
Dec. 29	Northeastern **	76-39	Won	(N)
Jan. 4	Florida	58-100	Lost	(A)
Jan. 7	Vanderbilt	54-64	Lost	(A)
Jan. 10	Ole Miss	49-76	Lost	(H)
Jan. 14	LSU (Cincinnati)	74-71 (OT)	Won	(H)
Jan. 18	Tennessee	65-93	Lost	(H)
Jan. 21	Louisville $	62-80	Lost	(A)
Jan. 24	Alabama	56-62	Lost	(A)
Jan. 28	Florida	63-70	Lost	(H)
Jan. 31	Arkansas	79-63	Lost	(H)
Feb. 4	Auburn	53-48	Won	(A)
Feb. 8	South Carolina	87-73	Won	(H)
Feb. 11	Georgia	46-87	Lost	(A)
Feb. 15	Mississippi State	71-62	Won	(H)
Feb. 17	Eastern Kentucky	76-60	Won	(H)
Feb. 21	South Carolina	65-67	Lost	(A)
Feb. 26	Mississippi State ***	48-67	Lost	(N)

* Nebraska CableVision Classic (Lincoln, Neb.)
** Citizen's Bank Dartmouth Classic (Hanover, N.H.)
*** SEC Tournament (Columbus, Ga.)
$ - Played in Louisville - Freedom Hall (Double-header w/ UK men's team)

1996-97

Coach: Bernadette Mattox
Record: 8-19 (2-10 SEC)

Nov. 22	Michigan *	54-68	Lost	(N)
Nov. 23	Western Michigan *	61-44	Won	(A)
Nov. 27	Michigan State	50-76	Lost	(H)
Nov. 30	Dayton	53-55	Lost	(A)
Dec. 4	Ohio State	66-84	Lost	(A)
Dec. 7	Toledo	54-80	Lost	(A)
Dec. 13	Miami (Ohio)	71-63	Won	(H)
Dec. 15	Indiana	62-74	Lost	(H)
Dec. 22	Southwest Missouri	64-58	Won	(H)
Dec. 29	Alaska-Anchorage **	76-41	Won	(N)
Dec. 30	Villanova **	63-54	Won	(A)
Jan. 2	Ole Miss	52-83	Lost	(A)
Jan. 5	LSU	63-73	Lost	(A)
Jan. 8	Vanderbilt	54-65	Lost	(H)
Jan. 12	Tennessee	61-84	Lost	(A)
Jan. 14	Western Kentucky	79-73	Won	(H)
Jan. 22	Alabama #	62-78	Lost	(N)
Jan. 25	Arkansas	55-88	Lost	(A)
Jan. 29	South Carolina	59-68	Lost	(A)

ALL-TIME RESULTS

Feb. 2	Auburn	59-60	Lost	(H)
Feb. 5	Eastern Kentucky	62-67	Lost	(A)
Feb. 8	Georgia	62-80	Lost	(H)
Feb. 13	Florida	53-77	Lost	(H)
Feb. 16	Mississippi State	74-57	Won	(A)
Feb. 18	Louisville	52-64	Lost	(A)
Feb. 22	South Carolina	76-52	Won	(H)
Feb. 28	Arkansas ***	60-71	Lost	(N)

* Western Michigan Tournament (Kalamazzo, Mich)
** Villanova Wildcat Classic (Villanova, Penn.)
*** SEC Tournament (Chattanooga, Tenn.)
# Played in Cincinnati, Ohio - Riverfront Coliseum

1995-96

Coach: Bernadette Mattox
Record: 8-19 (2-9 SEC)
Captains: Christina Jansen and Julie Swarens-Beickman

Nov. 24	UNC-Asheville *	98-76	Won	(H)
Nov. 25	Toledo *	88-76	Won	(H)
Nov. 29	Ohio State	67-77	Lost	(H)
Dec. 1	Loyola (Md.) **	67-54	Won	(N)
Dec. 2	Northwestern **	42-78	Lost	(A)
Dec. 5	Western Kentucky	61-81	Lost	(A)
Dec. 8	Indiana #	64-71	Lost	(N)
Dec. 16	Florida ##	46-69	Lost	(N)
Dec. 21	Syracuse ###	83-63	Won	(N)
Dec. 23	Miami (Ohio)	62-71	Lost	(A)
Dec. 29	Duke ***	54-73	Lost	(N)
Dec. 30	N.C. State ***	62-66	Lost	(N)
Jan. 3	Ole Miss	60-68	Lost	(H)
Jan. 7	LSU	52-62	Lost	(H)
Jan. 11	Vanderbilt	53-58	Lost	(A)
Jan. 14	Tennessee	45-60	Lost	(H)
Jan. 20	Alabama	51-66	Lost	(A)
Jan. 24	South Carolina	53-66	Lost	(H)
Jan. 28	Arkansas	69-65	Won	(H)
Feb. 7	Marshall	66-72	Lost	(A)
Feb. 10	Auburn	46-88	Lost	(A)
Feb. 13	Georgia	55-75	Lost	(A)
Feb. 17	Mississippi State	78-60	Won	(H)
Feb. 19	Louisville	74-66	Won	(H)
Feb. 24	South Carolina	65-76	Lost	(A)
Feb. 27	Eastern Kentucky	68-62	Won	(H)
March 1	Auburn ****	43-58	Lost	(N)

* UK Invitational Tournament (Lexington, Ky.)
** Northwestern Inv. Tournament (Evanston, Ill.)
*** Big Four Classic (Greensboro, N.C.)
**** SEC Tournament (Chattanooga, Tenn.)
# Played in Lafayette, Ind. - Mackey Arena
Played in Orlando, Fla. - Orlando Arena
Played in Cincinnati, Ohio - Riverfront Coliseum

SHARON FANNING

Overall Record: 134-97 (1987-95)

1994-95

Coach: Sharon Fanning
Record: 14-14 (4-7 SEC)
Captains: Stacey Reed, Karri Koach and Stephanie Baker

Nov. 25	UMass *	73-55	Won	(H)
Nov. 26	St. John's *	67-54	Won	(H)
Dec. 1	Detroit	71-48	Won	(H)
Dec. 4	Ohio State	59-75	Lost	(A)
Dec. 7	Indiana	60-65	Lost	(A)
Dec. 11	Western Kentucky	48-64	Lost	(H)
Dec. 17	Ole Miss	58-66	Lost	(A)
Dec. 19	Memphis	71-81	Lost	(A)
Dec. 28	UCLA	65-74	Lost	(A)
Dec. 31	Cal St.-Northridge	74-52	Won	(A)
Jan. 4	Florida !	63-55	Won	(H)
Jan. 7	South Carolina	85-67	Won	(H)
Jan. 11	Louisville	76-77 (OT)	Lost	(A)
Jan. 15	Mississippi State	65-53	Won	(A)
Jan. 17	Cincinnati	52-49	Won	(A)
Jan. 22	Georgia	57-68	Lost	(H)
Jan. 26	Vanderbilt	53-82	Lost	(H)
Jan. 29	Auburn	62-73	Lost	(H)
Feb. 1	UNC-Asheville	70-55	Won	(A)
Feb. 4	Arkansas	56-62	Lost	(A)
Feb. 8	Marshall	91-58	Won	(H)
Feb. 11	Alabama	62-68	Lost	(H)
Feb. 15	Morehead State	79-49	Won	(H)
Feb. 19	Tennessee	41-67	Lost	(A)
Feb. 22	Eastern Kentucky	80-67	Won	(H)
Feb. 25	LSU	63-49	Won	(A)
March 3	Auburn **	75-51	Won	(N)
March 4	Tennessee **	62-74	Lost	(N)

* Lady Kat Invitational (Lexington, Ky.)
** SEC Tournament (Chattanooga, Tenn.)
! - Played in Rupp Arena

1993-94

Coach: Sharon Fanning
Record: 17-11 (5-6 SEC)
Captains: Tedra Eberhart, Jennifer Gray, Kayla Campbell and Christe Jordan

Nov. 26	Marist *	96-65	Won	(H)
Nov. 27	Georgetown *	87-82	Won	(H)
Dec. 1	Detroit	82-76	Won	(A)
Dec. 4	Memphis State	91-63	Won	(H)
Dec. 7	Indiana	74-86	Lost	(H)
Dec. 10	Western Kentucky	77-82 (OT)	Lost	(A)
Dec. 18	Ole Miss	47-51	Lost	(H)
Dec. 21	Ohio State	81-94	Lost	(H)
Dec. 29	Central Florida **	87-45	Won	(A)
Dec. 30	Florida State **	58-55	Won	(N)
Dec. 31	North Carolina **	75-80 (OT)	Lost	(N)
Jan. 4	Florida	64-81	Lost	(A)
Jan. 8	South Carolina	82-63	Won	(A)
Jan. 12	Vanderbilt	56-83	Lost	(A)
Jan. 16	Mississippi State	81-79	Won	(H)
Jan. 19	Louisville	95-62	Won	(H)
Jan. 23	Georgia	71-70	Won	(A)
Jan. 29	Auburn	61-75	Lost	(A)
Feb. 1	Eastern Kentucky	99-71	Won	(H)
Feb. 5	Arkansas	81-60	Won	(H)
Feb. 8	Cincinnati	86-56	Won	(H)
Feb.13	Alabama	82-96	Lost	(A)
Feb. 16	Marshall	66-43	Won	(A)
Feb. 18	Tennessee	89-95 (OT)	Lost	(H)
Feb. 23	Murray State	74-67	Won	(A)
Feb. 26	LSU	89-71	Won	(H)
March 4	South Carolina ***	83-80	Won	(N)
March 5	Vanderbilt ***	67-72	Lost	(N)

* Lady Kat Invitational (Lexington, Ky.)
** Central Florida Holiday Classic (Orlando, Fla.)
*** SEC Tournament (Chattanooga, Tenn.)

1992-93

Coach: Sharon Fanning
Record: 18-10 (5-6 SEC)
Captains: Cathy Proctor, Mia Daniel and Jocelyn Mills

Dec. 1	Marshall	79-44	Won	(H)
Dec. 4	Murray State *	89-55	Won	(H)
Dec. 5	Connecticut *	75-54	Won	(H)
Dec. 9	South Carolina	76-55	Won	(H)
Dec. 11	UNC-Charlotte **	54-57	Lost	(N)
Dec. 12	West Virginia **	73-63	Won	(N)
Dec. 19	Oklahoma State ***	57-61	Lost	(N)
Dec. 20	Chicago State ***	95-33	Won	(N)
Dec. 28	Bradley	78-49	Won	(A)
Dec. 31	Kansas	71-61	Won	(H)
Jan. 4	Mississippi State	73-53	Won	(A)
Jan. 6	Louisville	58-53	Won	(A)
Jan. 10	Georgia	69-60	Won	(H)
Jan. 13	Morehead State	66-38	Won	(H)
Jan. 16	Auburn	49-52	Lost	(H)
Jan. 19	Western Kentucky	62-60	Won	(H)
Jan. 23	Arkansas	43-45	Lost	(A)
Jan. 26	Butler	83-76	Won	(A)
Jan. 31	Alabama	77-73	Won	(H)
Feb. 6	Tennessee	61-85	Lost	(A)
Feb. 10	Cincinnati	69-72	Lost	(A)
Feb. 13	LSU	72-65	Won	(A)
Feb. 18	Eastern Kentucky	74-56	Won	(H)
Feb. 20	Ole Miss	65-77	Lost	(A)
Feb. 23	Vanderbilt	52-65	Lost	(H)
Feb. 28	Florida	69-72	Lost	(H)
March 5	Mississippi State ****	84-73	Won	(N)
March 6	Vanderbilt ****	61-68	Lost	(N)

* Lady Kat Invitational (Lexington, Ky.)
** Iowa Amana Hawkeye Classic (Iowa City, Iowa)
*** Wichita State Pizza Hut Classic (Wichita, Kan.)
**** SEC Tournament (Chattanooga, Tenn.)

Finland & Estonia Tour
May 1992 • 5-0

W, 76-56 vs. Tapiolan Urheiluhall (Finland)
W, 73-49 vs. Finnish Junior National Team
W, 71-66 vs. Estonia
W, 82-80 vs. Meelis Estonian
W, 77-53 vs. Espoo (Finland)

1991-92

Coach: Sharon Fanning
Record: 16-14 (5-6 SEC)
Captains: Kristi Cushenberry, Rebekah Reasor and Stacy McIntyre

Nov. 23	Iowa	68-77	Lost	(H)
Nov. 26	Miami (Ohio)	91-60	Won	(H)
Nov. 29	Wichita State *	79-58	Won	(H)
Nov. 30	Houston *	70-76	Lost	(H)
Dec. 3	South Carolina	75-63	Won	(A)
Dec. 6	St. John's **	83-77	Won	(N)
Dec. 7	Kansas **	51-62	Lost	(A)
Dec. 11	Western Kentucky	67-66	Won	(A)
Dec. 14	George Washington	62-71	Lost	(A)
Dec. 28	Holy Cross ***	87-69	Won	(N)
Dec. 29	St. John's ***	64-73	Lost	(N)
Dec. 31	Connecticut	53-81	Lost	(A)
Jan. 4	Mississippi State	75-52	Won	(H)
Jan. 7	Ohio State	94-101	Lost	(A)
Jan. 11	Georgia	65-83	Lost	(A)
Jan. 14	Cincinnati	82-72	Won	(H)
Jan. 19	Auburn	51-47	Won	(A)
Jan. 24	Arkansas	75-74 (OT)	Won	(H)
Jan. 28	Butler	97-75	Won	(H)
Feb. 1	Alabama	72-78	Lost	(A)
Feb. 5	Morehead State	79-58	Won	(H)
Feb. 8	Tennessee	52-77	Lost	(H)
Feb. 12	Vanderbilt	67-93	Lost	(A)
Feb. 16	LSU	73-55	Won	(H)
Feb. 19	Louisville	81-73	Won	(H)
Feb. 23	Ole Miss	69-82	Lost	(H)
Feb. 29	Florida	73-77	Lost	(A)
March 6	Arkansas ****	79-63	Won	(N)
March 7	Alabama ****	95-87	Won	(N)
March 8	Tennessee ****	80-94	Lost	(N)

* Lady Kat Invitational Tournament (Lexington, Ky.)
** Kansas Dial Classic (Lawrence, Kan.)
*** St. John's Cahill Invitational (Jamaica, N.Y.)
**** SEC Tournament (Albany, Ga.)

ALL-TIME RESULTS

1990-91

Coach: Sharon Fanning
Record: 20-9 (4-5 SEC)
Captains: Tracye Davis, Kristi Cushenberry and Stacy McIntyre

Nov. 23	Kent State *	114-83	Won	(H)
Nov. 24	Duquesne *	101-56	Won	(H)
Nov. 26	Northern Kentucky	97-79	Won	(H)
Nov. 28	Ohio State	107-73	Won	(H)
Dec. 2	Indiana	64-80	Lost	(A)
Dec. 5	Miami (Ohio)	72-68	Won	(H)
Dec. 7	Bradley	103-75	Won	(H)
Dec. 15	Dayton !	95-68	Won	(H)
Dec. 17	Eastern Illinois	82-48	Won	(H)
Dec. 19	Marquette	86-60	Won	(A)
Dec. 29	Northeast Louisiana **	73-66	Won	(N)
Dec. 30	Indiana **	78-71	Won	(N)
Jan. 2	Pepperdine	73-64	Won	(A)
Jan. 6	LSU	74-78	Lost	(A)
Jan. 12	Tennessee	70-80	Lost	(A)
Jan. 17	Louisville	63-70	Lost	(A)
Jan. 20	Vanderbilt	80-63	Won	(H)
Jan. 27	Alabama	65-72	Lost	(H)
Jan. 30	Auburn	69-72	Lost	(H)
Feb. 1	Alabama-Birmingham	84-55	Won	(H)
Feb. 3	Georgia	71-87	Lost	(H)
Feb. 6	Morehead State	83-67	Won	(A)
Feb. 9	Mississippi State	75-64	Won	(A)
Feb. 13	Cincinnati	82-50	Won	(A)
Feb. 16	Ole Miss	87-81	Won	(A)
Feb. 21	Eastern Kentucky	79-71	Won	(A)
Feb. 23	Florida	67-65	Won	(H)
March 2	LSU ***	76-96	Lost	(N)
March 13	James Madison ****	62-70	Lost	(N)

* Lady Kat Invitational Tournament (Lexington, Ky.)
** Nevada-Reno New Year's Classic (Reno, Nevada)
*** SEC Tournament (Albany, Ga.)
**** NCAA Tournament First Round
(East Region - Harrisonburg, Va.)
! - Played in Rupp Arena

1989-90

Coach: Sharon Fanning
Record: 23-8 (3-6 SEC)
Captain: Vanessa Foster-Sutton
Co-Captains: Malinka Salhi, Lisa Ellis and Kris Miller

Nov. 24	Kentucky State *	121-44	Won	(H)
Nov. 25	Missouri *	102-84	Won	(H)
Nov. 28	Ohio State	86-89 (3OT)	Lost	(A)
Nov. 30	Miami (Ohio)	61-56	Won	(A)
Dec. 2	Marquette	96-68	Won	(H)
Dec. 4	Indiana !	76-48	Won	(H)
Dec. 8	Michigan State **	89-72	Won	(A)
Dec. 9	Miami (Fla.) **	80-71	Won	(N)
Dec. 17	Central Florida	102-58	Won	(A)
Dec. 20	Stetson	93-58	Won	(A)
Dec. 30	Dayton	88-58	Won	(A)
Jan. 3	Cincinnati	79-45	Won	(H)
Jan. 7	Vanderbilt	70-79	Lost	(A)
Jan. 11	LSU	79-80 (OT)	Lost	(H)
Jan. 15	Mississippi State	86-61	Won	(H)
Jan. 17	Southern Utah	98-39	Won	(H)
Jan. 22	Tennessee	60-76	Lost	(H)
Jan. 27	Ole Miss !	64-71	Lost	(H)
Jan. 31	Eastern Kentucky	80-59	Won	(H)
Feb. 3	Georgia	75-78	Lost	(A)
Feb. 5	Alabama-Birmingham	81-71	Won	(A)
Feb. 10	Florida	84-70	Won	(A)
Feb. 15	Louisville	83-68	Won	(H)
Feb. 17	Alabama	74-58	Won	(A)
Feb. 20	Morehead State	106-71	Won	(H)
Feb. 24	Auburn	60-68	Lost	(A)
Feb. 27	Middle Tennessee	72-56	Won	(H)
March 2	Florida***	54-70	Lost	(N)
March 22	Maine****	76-66	Won	(N)
March 23	Miami (Fla.) ****	80-68	Won	(N)
March 24	Toledo ****	85-76	Won	(N)

* Lady Kat Invitational Tournament (Lexington, Ky.)
** Michigan State Holiday Classic (East Lansing, Mich.)
*** SEC Tournament (Albany, Ga.)
**** NWIT (Amarillo, Texas)
! - Played in Rupp Arena

1988-89

Coach: Sharon Fanning
Record: 12-16 (3-6 SEC)
Captains: Jodie Whitaker and Pam Shrum

Nov. 25	American University *	84-46	Won	(H)
Nov. 26	Radford *	89-83	Won	(H)
Nov. 29	Ohio State	80-82	Lost	(H)
Dec. 3	Ohio	77-80	Lost	(A)
Dec. 6	Dayton	72-59	Won	(H)
Dec. 10	Indiana	71-83	Lost	(A)
Dec. 18	Illinois	71-84	Lost	(A)
Dec. 20	Cincinnati	58-61	Lost	(A)
Dec. 30	Austin Peay	95-57	Won	(H)
Jan. 3	Morehead State	70-74	Lost	(A)
Jan. 6	Vanderbilt	74-68	Won	(H)
Jan. 8	Middle Tennessee	68-66	Won	(A)
Jan. 11	Eastern Kentucky	83-77 (OT)	Won	(A)
Jan. 13	Marshall	72-61	Won	(H)
Jan. 16	Kentucky State	92-53	Won	(H)
Jan. 18	Louisville	77-73	Won	(A)
Jan. 21	Tennessee	57-101	Lost	(A)
Jan. 24	Western Kentucky	75-79	Lost	(H)
Jan. 28	Ole Miss	52-70	Lost	(A)
Jan. 31	Mississippi State	54-64	Lost	(A)
Feb. 4	Georgia	70-92	Lost	(H)
Feb. 7	Tennessee Tech	68-88	Lost	(A)
Feb. 11	Florida	97-90	Won	(H)
Feb. 14	LSU	72-86	Lost	(A)
Feb. 17	Alabama	89-85	Won	(H)
Feb. 19	Virginia Tech	66-75	Lost	(A)
Feb. 25	Auburn	70-89	Lost	(H)
March 3	Florida **	64-67	Lost	(N)

* Lady Kat Invitational Tournament (Lexington, Ky.)
** SEC Tournament (Albany, Ga.)

1987-88

Coach: Sharon Fanning
Record: 14-15 (0-9 SEC)
Captains: Belitta Croley, Monique Tarantini and Michele Pennie

Nov. 27	Louisville *	98-77	Won	(H)
Nov. 28	East Carolina *	93-75	Won	(H)
Dec. 1	Eastern Kentucky	96-79	Won	(H)
Dec. 7	Tennessee Tech	78-69	Won	(H)
Dec. 9	Indiana	75-68	Won	(H)
Dec. 11	Western Kentucky	56-80	Lost	(A)
Dec. 20	Morehead State	101-83	Won	(H)
Dec. 28	Ohio	98-85	Won	(H)
Dec. 30	Cincinnati	67-60	Won	(H)
Jan. 4	Louisiana Tech	63-95	Lost	(A)
Jan. 7	Mississippi State	61-68	Lost	(H)
Jan. 10	Marshall	57-58	Lost	(A)
Jan. 13	Alabama	54-74	Lost	(A)
Jan. 16	Illinois State	78-84	Lost	(A)
Jan. 18	Belmont College	79-75	Won	(H)
Jan. 23	Florida	64-68	Lost	(A)
Jan. 28	Vanderbilt	68-83	Lost	(A)
Jan. 30	Tennessee State	88-70	Won	(A)
Feb. 2	Ole Miss	67-75	Lost	(H)
Feb. 5	Alabama-Birmingham	76-69	Won	(H)
Feb. 7	Georgia	70-86	Lost	(A)
Feb. 10	Dayton	58-68	Lost	(A)
Feb. 14	Auburn	57-93	Lost	(A)
Feb. 18	Tennessee	75-99	Lost	(H)
Feb. 23	LSU	74-88	Lost	(H)
Feb. 25	Middle Tennessee	76-68	Won	(H)
Feb. 29	Virginia Tech	80-79	Won	(H)
March 4	Vanderbilt**	75-67	Won	(N)
March 5	Tennessee**	66-100	Lost	(N)

* Lady Kat Invitational (Lexington, Ky.)
** SEC Tournament (Albany, Ga.)

TERRY HALL

Overall Record: 138-66 (1980-87)

1986-87

Coach: Terry Hall
Record: 17-11 (3-6 SEC)
Captains: Sandy Harding, Debbie Miller and Melanie Warren

Nov. 28	Bowling Green State *	74-62	Won	(H)
Nov. 29	Illinois State *	78-70	Won	(H)
Dec. 3	Indiana	63-61	Won	(A)
Dec. 6	Miami (Fla.)	71-55	Won	(A)
Dec. 9	Eastern Kentucky	88-56	Won	(A)
Dec. 12	Ohio State	71-76	Lost	(H)
Dec. 14	Illinois	76-78	Lost	(H)
Dec. 20	Middle Tennessee State	79-68	Won	(A)
Dec. 29	Howard **	65-62	Won	(N)
Dec. 30	Duke **	63-68	Lost	(N)
Jan. 3	Louisiana Tech	63-64	Lost	(H)
Jan. 7	Morehead State	73-57	Won	(A)
Jan. 11	Tennessee	64-76	Lost	(A)
Jan. 15	Tennessee State	91-65	Won	(H)
Jan. 17	LSU	73-83	Lost	(A)
Jan. 21	Vanderbilt	74-71	Won	(H)
Jan. 23	Old Dominion	85-70	Won	(H)
Jan. 28	Ole Miss	64-72	Lost	(A)
Jan. 30	Mississippi State	61-81	Lost	(A)
Feb. 3	Auburn	53-72	Lost	(H)
Feb. 7	Alabama	89-80	Won	(H)
Feb. 14	Florida	83-76	Won	(H)
Feb. 18	Cincinnati	86-56	Won	(A)
Feb. 21	Louisville	70-48	Won	(A)
Feb. 24	Dayton	73-57	Won	(H)
Feb. 27	Georgia	64-73	Lost	(H)
March 4	Florida ***	75-53	Won	(N)
March 5	Georgia ***	64-67	Lost	(N)

* Lady Kat Invitational (Lexington, Ky.)
** St. John's Christmas Tournament (Jamaica, N.Y.)
*** SEC Tournament (Albany, Ga.)

1985-86

Coach: Terry Hall
Record: 18-11 (4-5 SEC)
Captains: Leslie Nichols, Karen Mosley and Shelly Miller

Nov. 22	Marshall	102-73	Won	(A)
Nov. 29	Cleveland State *	101-63	Won	(H)
Nov. 30	Middle Tennessee *	85-77	Won	(H)
Dec. 2	Morehead State	73-58	Won	(H)
Dec. 4	Southern Illinois	66-62	Won	(H)
Dec. 7	Illinois	74-78	Lost	(A)
Dec. 13	Indiana	60-68	Lost	(H)
Dec. 22	Western Michigan	84-60	Won	(H)
Dec. 30	Ohio State	70-66	Won	(A)
Jan. 2	Tennessee Tech	65-69 (OT)	Lost	(A)
Jan. 5	Eastern Kentucky	97-55	Won	(H)
Jan. 8	Ole Miss !	69-72	Lost	(H)
Jan. 10	Old Dominion	69-74	Lost	(A)

ALL-TIME RESULTS

Jan. 14	Dayton	84-64	Won	(A)
Jan. 18	Florida	66-68	Lost	(A)
Jan. 21	Cincinnati	80-67	Won	(H)
Jan. 24	Tennessee	96-82	Won	(H)
Jan. 28	LSU	63-76	Lost	(H)
Jan. 31	Charleston	111-64	Won	(H)
Feb. 2	Auburn	91-90 (2OT)	Won	(A)
Feb. 5	Vanderbilt	79-70	Won	(A)
Feb. 8	Miami (Fla.)	108-53	Won	(H)
Feb. 12	Alabama	75-76	Lost	(A)
Feb. 14	Louisville	87-77	Won	(H)
Feb. 16	Mississippi State	66-54	Won	(H)
Feb. 23	Georgia	67-113	Lost	(A)
Feb. 26	Detroit	99-71	Won	(H)
March 1	LSU **	66-77	Lost	(N)
March 12	Drake ***	70-73	Lost	(A)

*Lady Kat Dial Classic (Lexington, Ky.)
**SEC Tournament (Athens, Ga.)
***NCAA Tournament (Midwest Region - Des Moines, Iowa)
! - Played in Rupp Arena

1984-85

Coach: Terry Hall
Record: 16-12 (3-5 SEC)
Captains: Leslie Nichols and Diane Stephens

Nov. 20	Cincinnati	67-56	Won	(H)
Nov. 24	Morehead State *	77-66	Won	(H)
Nov. 25	West Virginia *	70-63	Won	(H)
Nov. 27	Ohio State !	74-61	Won	(H)
Nov. 29	Miami (Ohio)	76-60	Won	(A)
Dec. 1	South Carolina	75-63	Won	(H)
Dec. 7	Indiana	64-65	Lost	(A)
Dec. 11	National College	83-46	Won	(A)
Dec. 21	Illinois	77-60	Won	(H)
Dec. 28	N.C. State **	78-69	Won	(A)
Dec. 29	#1 Old Dominion **	59-66	Lost	(N)
Jan. 5	Vanderbilt	58-57	Won	(A)
Jan. 9	Dayton	69-61	Won	(H)
Jan. 13	#1 Old Dominion	63-64	Lost	(H)
Jan. 15	Detroit-Mercy	76-59	Won	(H)
Jan. 19	Louisville	63-67	Lost	(A)
Jan. 23	Tennessee	76-72 (OT)	Won	(A)
Jan. 26	Florida	64-69	Lost	(A)
Jan. 29	Georgia	61-57	Won	(H)
Feb. 1	New Orleans	81-86	Lost	(A)
Feb. 3	Ole Miss	56-82	Lost	(A)
Feb. 6	Tennessee Tech	87-75	Won	(H)
Feb. 8	Marshall	95-80	Won	(H)
Feb. 13	Tennessee	66-77	Lost	(H)
Feb. 15	Florida	54-57	Lost	(H)
Feb. 17	Georgia	65-87	Lost	(A)
Feb. 20	Vanderbilt	73-78	Lost	(H)
Feb. 23	Mississippi State ***	55-58	Lost	(H)

* Lady Kat Dial Classic (Lexington, Ky.)
** C.Q. Data Systems Tournament at N.C. State (Raleigh, N.C.)
*** SEC Tournament (Campus Sites - Lexington, Ky.)
! - Played in Rupp Arena

1983-84

Coach: Terry Hall
Record: 15-13 (2-6 SEC)
Captains: Lisa Collins and Lynnette Lewis

Nov. 22	Cincinnati	77-84	Lost	(A)
Nov. 26	Eastern Kentucky *	77-67	Won	(H)
Nov. 27	Valdosta State *	89-69	Won	(H)
Dec. 2	Ohio State	73-68	Won	(A)
Dec. 6	Indiana	58-54	Won	(H)
Dec. 10	South Carolina	77-69	Won	(A)
Dec. 20	Alabama	49-78	Lost	(H)
Dec. 22	Florida	64-68	Lost	(H)
Dec. 28	Detroit-Mercy	107-102 (2OT)	Won	(A)
Jan. 4	Nebraska	86-90	Lost	(H)
Jan. 7	Georgia	68-69	Lost	(H)
Jan. 9	Middle Tennessee	68-74	Lost	(H)
Jan. 17	Rutgers	74-45	Won	(H)
Jan. 20	Dayton	77-59	Won	(H)
Jan. 22	Vanderbilt	74-77	Lost	(A)
Jan. 25	Tennessee	63-75	Lost	(H)
Jan. 28	Old Dominion	72-81	Lost	(A)
Jan. 30	New Orleans	85-68	Won	(H)
Feb. 1	Ole Miss	69-59	Won	(H)
Feb. 3	Florida	76-61	Won	(A)
Feb. 5	Georgia	61-87	Lost	(A)
Feb. 12	Tennessee	65-67	Lost	(A)
Feb. 15	DePaul	77-63	Won	(H)
Feb. 18	Auburn	63-83	Lost	(A)
Feb. 20	Vanderbilt	89-70	Won	(H)
Feb. 22	National College	109-46	Won	(H)
Feb. 25	Louisville	94-83	Won	(H)
March 3	LSU **	81-91	Lost	(N)

* Lady Kat Dial Classic (Lexington, Ky.)
** SEC Tournament (Athens, Ga.)

Japan
Summer 1983 • 5-1

W, 61-58 vs. Japan National (Tokyo)
W, 59-51 vs. Japan National (Kyoto)
W, 70-54 vs. Japan National (Nagoya)
W, 76-75 (OT) vs. Japan National (Kobe)
W, 58-53 vs. Japan National (Shizouka)
L, 59-66 vs. Japan National (Yokohama)

1982-83

Coach: Terry Hall
Record: 23-5 (6-2 SEC)
Captains: Valerie Still, Patty Jo Hedges and Lea Wise

Nov. 27	Cincinnati	84-76	Won	(H)
Dec. 2	Ohio State	73-60	Won	(H)
Dec. 5	Miami (Ohio)	90-61	Won	(H)
Dec. 8	Indiana	85-72	Won	(A)
Dec. 11	East Tennessee	97-52	Won	(H)
Dec. 19	Charleston	106-81	Won	(H)
Dec. 21	Florida	71-66	Won	(H)
Jan. 3	Memphis State	71-75	Lost	(A)
Jan. 6	Middle Tennessee	73-68	Won	(H)
Jan. 10	Tennessee Tech	102-67	Won	(H)
Jan. 14	South Florida *	93-65	Won	(H)
Jan. 15	Arkansas *	77-43	Won	(H)
Jan. 18	Alabama	104-77	Won	(A)
Jan. 20	Louisville	79-66	Won	(A)
Jan. 23	Vanderbilt	106-85	Won	(A)
Jan. 26	DePaul	72-48	Won	(A)
Jan. 30	Georgia	66-59 (OT)	Won	(H)
Feb. 2	South Carolina	89-77	Won	(H)
Feb. 5	Old Dominion	80-66	Won	(H)
Feb. 9	Tennessee	85-95	Lost	(H)
Feb. 12	Vanderbilt	80-71	Won	(H)
Feb. 16	Rutgers	89-80	Won	(A)
Feb. 18	Auburn	77-55	Won	(H)
Feb. 20	Georgia	81-99	Lost	(A)
Feb. 22	Florida	78-68	Won	(A)
Feb. 27	Tennessee	81-69	Won	(A)
March 3	Auburn **	70-85	Lost	(N)
March 18	Indiana ***	76-87	Lost	(N)

* Lady Kat Invitational (Lexington, Ky.)
** SEC Tournament (Knoxville, Tenn.)
*** NCAA Tournament First Round
(Mideast Region - Lexington, Ky.

Japan
July 1982 • 5-1

W, 76-63 vs. Unitika (Tokyo)
W, 66-54 vs. Chanson (Nagoya)
W, 71-47 vs. Japan National B Team (Kobe)
W, 74-53 vs. Japan National A Team (Hammamatsu)
L, 62-70 vs. Kyodo Oil (Funabashi)
W, 77-59 vs. Japan National A Team (Odawara)

1981-82

SEC Champions
Coach: Terry Hall
Record: 24-8
Captains: Patty Jo Hedges and Tayna Fogle

Nov. 30	UT-Chattanooga	82-51	Won	(H)
Dec. 4	N.C. State *	67-77	Lost	(N)
Dec. 5	Seton Hall *	90-62	Won	(A)
Dec. 8	Indiana !	83-68	Won	(H)
Dec. 10	Vanderbilt	84-61	Won	(H)
Dec. 12	Ohio State	69-75	Lost	(A)
Dec. 21	UCLA	83-72	Won	(H)
Dec. 31	Florida	97-61	Won	(H)
Jan. 3	Georgia	62-59	Won	(H)
Jan. 5	East Carolina	78-67	Won	(H)
Jan. 7	Indiana State	87-43	Won	(H)
Jan. 9	Tennessee Tech	72-55	Won	(A)
Jan. 15	Cincinnati **	79-66	Won	(H)
Jan. 16	Southern Illinois **	74-56	Won	(H)
Jan. 20	Old Dominion	68-91	Lost	(A)
Jan. 23	Michigan	98-71	Won	(H)
Jan. 26	Vanderbilt	86-76	Won	(A)
Jan. 28	Tennessee	76-81	Lost	(A)
Jan. 31	Memphis State	69-70	Lost	(H)
Feb. 4	Georgia State	86-65	Won	(A)
Feb. 6	Georgia	77-76	Won	(A)
Feb. 9	National College	94-65	Won	(H)
Feb. 13	South Carolina	81-91	Lost	(A)
Feb. 18	Tennessee	61-65	Lost	(H)
Feb. 20	Florida	89-87	Won	(A)
Feb. 23	Louisville	84-80	Won	(H)
Feb. 26	Alabama ***	82-76	Won	(H)
Feb. 27	LSU ***	85-71	Won	(H)
Feb. 28	Tennessee ***	80-74	Won	(H)
March 14	Illinois ****	88-80	Won	(H)
March 18	South Carolina *****	73-69	Won	(N)
March 20	Louisiana Tech *****	60-82	Lost	(A)

* Detroit Classic Tournament (Detroit, Mich.) - Calihan Hall
** Lady Kat Invitational (Lexington, Ky.)
*** SEC Tournament (Lexington, Ky.)
**** NCAA First Round (Lexington, Ky.)
***** NCAA Midwest Regionals (Ruston, La.)
! - Played in Rupp Arena

1980-81

Coach: Terry Hall
Record: 25-6
Captains: Liz Lukschu, Maria Donhoff and Valerie Still

Dec. 1	Charleston	94-57	Won	(H)
Dec. 4	Cincinnati	76-66	Won	(H)
Dec. 6	Indiana	93-62	Won	(A)
Dec. 10	Murray State	72-63	Won	(A)
Dec. 13	Carson-Newman !	93-54	Won	(H)
Jan. 1	Morehead State	84-64	Won	(H)
Jan. 3	Murray State	81-54	Won	(H)
Jan. 6	Northern Kentucky	82-69	Won	(H)
Jan. 8	Louisville	88-66	Won	(A)
Jan. 11	Rutgers	67-69 (OT)	Lost	(A)
Jan. 13	Western Kentucky	77-70	Won	(A)
Jan. 16	James Madison *	72-54	Won	(H)
Jan. 17	Indiana State *	93-80	Won	(H)

ALL-TIME RESULTS

Jan. 22	UT-Chattanooga	88-64	Won	(H)
Jan. 24	South Carolina	70-65 (OT)	Won	(H)
Jan. 27	Eastern Kentucky	79-62	Won	(A)
Jan. 30	Mississippi State **	106-82	Won	(N)
Jan. 31	Auburn **	66-70	Lost	(N)
Feb. 1	Georgia **	62-73	Lost	(N)
Feb. 3	Eastern Kentucky	74-60	Won	(H)
Feb. 6	Tennessee	65-81	Lost	(A)
Feb. 10	Northern Kentucky	88-75	Won	(A)
Feb. 14	Louisville	83-59	Won	(H)
Feb. 16	Western Kentucky	95-72	Won	(H)
Feb. 21	Morehead State	66-51	Won	(A)
March 2	Marshall	100-60	Won	(H)
March 10	N.C. State ***	75-74 (OT)	Won	(H)
March 13	Tennessee ***	49-58	Lost	(N)
March 14	South Carolina ***	87-69	Won	(N)
March 18	Syracuse ****	87-63	Won	(H)
March 21	Maryland ****	82-83	Lost	(N)

* Lady Kat Invitational (Lexington, Ky.)
** SEC Tournament (Baton Rouge, La.)
*** AIAW Region II Tournament **** AIAW Championships
Second Round (Knoxville, Tenn.)
! - Played in Rupp Arena

DEBBIE YOW

Overall Record: 79-40 (1976-80)

1979-80

Coach: Debbie Yow
Record: 24-5
Captains: Team

Dec. 1	Cincinnati	81-45	Won	(A)
Dec. 8	Carson-Newman !	96-58	Won	(H)
Dec. 11	Louisville	76-57	Won	(A)
Dec. 15	Indiana !	102-52	Won	(H)
Dec. 17	Eastern Kentucky	100-77	Won	(H)
Jan. 3	South Carolina	61-84	Lost	(A)
Jan. 5	South Carolina State	87-72	Won	(A)
Jan. 9	Northern Kentucky	79-63	Won	(A)
Jan. 12	Rutgers !	97-78	Won	(H)
Jan. 14	Western Kentucky	99-43	Won	(H)
Jan. 18	Georgia *	82-61	Won	(H)
Jan. 19	Mississippi State *	86-68	Won	(H)
Jan. 22	Morehead State	86-67	Won	(H)
Jan. 27	Ohio State	90-59	Won	(H)
Jan. 29	Eastern Kentucky	92-60	Won	(H)
Jan. 31	Murray State	95-59	Won	(H)
Feb. 2	Tennessee	83-91 (OT)	Lost	(H)
Feb. 8	Alabama **	77-69	Won	(N)
Feb. 9	Ole Miss **	62-79	Lost	(N)
Feb. 10	Auburn **	88-59	Won	(N)
Feb. 12	Northern Kentucky	62-61	Won	(H)
Feb. 16	Louisville	83-64	Won	(H)
Feb. 20	Morehead State	90-79	Won	(A)
Feb. 23	Western Kentucky	82-64	Won	(A)
Feb. 25	Murray State	76-67	Won	(A)
Feb. 29	Louisville ***	85-54	Won	(H)
March 1	Morehead State ***	80-61	Won	(H)
March 6	N.C. State ****	63-71	Lost	(A)
March 12	Oregon ****	81-86	Lost	(A)

* Lady Kat Invitational Tournament (1st) (Lexington, Ky.)
** SEC Championship (Knoxville, Tenn.)
*** KWIC State Championship (1st) (Lexington, Ky.)
**** AIAW National Championship
! - Played in Rupp Arena

1978-79

Coach: Debbie Yow
Record: 13-16
Captains: Linda Edelman, Debbie Mack and Debra Oden

Nov. 17	Middle Tennessee *	87-90	Lost	(A)
Nov. 18	Miss. U. for Women	76-81 (OT)	Lost	(N)
Nov. 28	Cincinnati	94-47	Won	(H)
Dec. 2	Ohio State	70-59	Won	(A)
Dec. 6	Murray State	86-68	Won	(A)
Dec. 11	Morehead State	76-83	Lost	(H)
Dec. 15	Florida ***	80-69	Won	(H)
Dec. 16	Dayton ***	65-72	Lost	(H)
Dec. 19	Northern	53-71	Lost	(H)
Jan. 5	Eastern Kentucky	73-52	Won	(H)
Jan. 8	Louisville	49-51	Lost	(A)
Jan. 10	South Carolina	41-66	Lost	(H)
Jan. 13	Alabama	70-83	Lost	(A)
Jan. 15	Mississippi State	52-67	Lost	(A)
Jan. 20	Tennessee	66-64	Won	(H)
Jan. 22	Eastern Kentucky	76-54	Won	(A)
Jan. 24	Western Kentucky	66-67	Lost	(H)
Jan. 28	Old Dominion	65-81	Lost	(H)
Jan. 30	Northern Kentucky	72-71	Won	(A)
Feb. 3	Murray State	82-72	Won	(H)
Feb. 6	Louisville	67-68	Lost	(H)
Feb. 10	Detroit !	80-61	Won	(H)
Feb. 13	Indiana	59-53	Won	(A)
Feb. 17	Tennessee	51-89	Lost	(A)
Feb. 21	Western Kentucky	62-58 (OT)	Won	(A)
Feb. 24	Morehead State	69-86	Lost	(A)
March 1	Murray State ****	82-59	Won	(N)
March 2	Northern Kentucky ****	69-71	Lost	(N)
March 3	Louisville ****	65-61	Lost	(N)

* Middle Tennessee State Tournament
*** Lady Kat Invitational Tournament (Lexington, Ky.)
**** Kentucky Women's Intercollegiate Conference
State Tournament (Bowling Green, Ky.)
! - Played in Rupp Arena

1977-78

Coach: Debbie Yow
Record: 23-12
Captain: Pam Browning

Nov. 17	Memphis State *	101-94	Won	(N)
Nov. 18	Miss. U. for Women *	78-75	Won	(N)
Nov. 19	Middle Tennessee	82-80	Won	(A)
Nov. 29	Northern Kentucky	83-65	Won	(A)
Nov. 30	Ohio State	58-70	Lost	(H)
Dec. 3	Eastern Kentucky	79-73	Won	(A)
Dec. 5	Tennessee Tech	69-89	Lost	(A)
Dec. 13	Murray State	102-64	Won	(H)
Dec. 17	Morehead State	72-73	Lost	(A)
Dec. 19	Louisville	94-88 (OT)	Won	(A)
Dec. 21	Dayton	98-64	Won	(H)
Jan. 6	#7 UCLA **	72-97	Lost	(N)
Jan. 7	North Carolina **	65-73	Lost	(N)
Jan. 11	Louisville	85-72	Won	(H)
Jan. 15	#17 Immaculata	74-64	Won	(H)
Jan. 19	Alabama ***	62-66 (OT)	Lost	(H)
Jan. 20	Indiana ***	73-34	Won	(H)
Jan. 25	Eastern Kentucky	85-73	Won	(H)
Jan. 28	#3 Tennessee	90-92 (2OT)	Lost	(H)
Jan. 30	Western Kentucky	82-84	Lost	(A)
Feb. 1	Marshall	93-43	Won	(H)
Feb. 8	Western Kentucky	73-52	Won	(H)
Feb. 11	Northern Kentucky	79-72	Won	(H)
Feb. 16	Murray State	79-58	Won	(A)
Feb. 21	Tennessee Tech	81-72	Won	(H)
Feb. 23	Morehead State	75-68	Won	(H)
Feb. 25	Tennessee	66-69	Lost	(A)
March 3	Morehead State ****	84-76	Won	(H)
March 5	Western Kentucky ****	61-49	Won	(H)
March 9	East Carolina *****	81-65	Won	(N)
March 10	Tennessee *****	60-76	Lost	(N)
March 11	Old Dominion *****	66-82	Lost	(N)
March 16	Kansas $	92-87 (2OT)	Won	(N)
March 17	Texas $	60-75	Lost	(N)
March 18	Cal St. Lg Bch $	79-69	Won	(N)

* MTSU Tournament
** at N.C. State
*** LKIT
**** State
***** AIAW Region II (Chapel Hill, S.C.) $NWIT (Amarillo, Texas)

1976-77

Coach: Debbie Yow
Record: 19-7
Captains: Ceal Barry and Pam Browning

Nov. 13	Tennessee	53-107	Lost	(A)
Nov. 22	Belmont	76-65	Won	(A)
Nov. 29	Northern Kentucky !	60-58	Won	(H)
Dec. 1	Morris Harvey	78-70	Won	(A)
Dec. 4	#2 Tennessee Tech	72-70	Won	(H)
Dec. 6	#18 Indiana	58-57	Won	(A)
Dec. 8	Marshall	65-58	Won	(A)
Dec. 17	Belhaven *	56-74	Lost	(N)
Dec. 17	Indiana *	57-46	Won	(N)
Dec. 18	Pittsburgh *	74-67	Won	(N)
Dec. 18	Central Missouri *	74-67	Won	(N)
Jan. 7	Tennessee	57-82	Lost	(H)
Jan. 15	Dayton	69-66	Won	(A)
Jan. 21	UT-Chattanooga **	75-58	Won	(N)
Jan. 22	UT-Martin **	63-56	Won	(N)
Jan. 22	Tennessee Tech **	69-92	Lost	(A)
Jan. 25	Morehead State	76-68	Won	(A)
Jan. 29	Louisville	45-60	Lost	(A)
Feb. 11	Western Kentucky	76-66	Won	(H)
Feb. 14	Northern Kentucky	83-89	Lost	(H)
Feb. 21	Mt. St. Joe	85-64	Won	(H)
Feb. 22	Morehead State	84-73	Won	(H)
Feb. 24	Louisville	92-73	Won	(H)
March 3	Louisville ***	85-61	Won	(H)
March 4	Western Kentucky ***	63-71	Lost	(H)
March 5	Eastern Kentucky ***	91-79	Won	(H)

*Miss. College for Women Invitational (Columbus, Miss.)
**Tennessee Tech Tournament (Cookeville, Tenn.)
***Kentucky Women's Intercollegiate Conference Tournament
! Played at Rupp Arena

SUE FEAMSTER

Overall Record: 64-39 (1971-76)

1975-76

Coach: Sue Feamster
Record: 13-12
Captains: Team

Dec. 6	Tennessee Tech	71-79	Lost	(A)
Dec. 10	Marshall	57-56	Won	(H)
Dec. 13	W. Va. AAU	50-40	Won	(H)
Dec. 15	Louisville	75-37	Won	(A)
Dec. 16	Northern Kentucky	55-56	Lost	(A)
Dec. 18	Gulf Coast *	79-77 (2OT)	Won	(N)
Dec. 19	Delta State *	40-89	Lost	(N)
Dec. 19	Anderson College *	71-81	Lost	(N)
Dec. 20	Ohio State	60-56	Won	(A)
Jan. 12	Edinboro	72-78	Lost	(H)
Jan. 16	Western Kentucky	39-74	Lost	(A)
Jan. 17	Morehead State	104-63	Won	(H)
Jan. 23	Tennessee **	67-70	Lost	(N)
Jan. 24	Austin Peay **	76-61	Won	(N)
Jan. 30	Dayton	63-49	Won	(H)

ALL-TIME RESULTS

Jan. 31	Mt. St. Joe	53-50	Won	(A)
Feb. 2	Morehead	75-60	Won	(A)
Feb. 6	Bellarmine ***	72-52	Won	(A)
Feb. 7	Eastern Kentucky ***	54-70	Lost	(A)
Feb. 14	Eastern Kentucky	51-76	Lost	(H)
Feb. 16	Ohio State	50-70	Lost	(A)
Feb. 21	Belmont	60-75	Lost	(H)
Feb. 26	Louisville AAU	64-35	Won	(H)
March 3	Louisville ****	75-59	Won	(H)
March 4	Western Kentucky ****	69-71	Lost	(H)

*Christmas Tournament (Miss. University for Women; Columbus, Miss.)
**Tennessee Tech Tournament
***Louisville Classic
****Kentucky Women's Intercollegiate Conf. Tourn.

1974-75

Coach: Sue Feamster
Record: 16-9

Dec. 3	Lexington Merchants	71-25	W
Dec. 6	AAU Pavers	78-41	W
Dec. 9	AAU Presby. Church	40-42	L
Dec. 13	AAU Pavers	61-39	W
Jan. 10	Bellarmine	83-32	W
Jan. 11	Louisville	57-40	W
Jan. 14	Northern	68-56	W
Jan. 18	Dayton	52-46	W (A)
Jan. 22	Tennessee Tech	Forfeit	W
Jan. 24	Indiana	57-88	L
Jan. 29	Eastern Kentucky	54-63	L
Jan. 31	Mt. Saint Joseph	72-39	W
Feb. 1	Australian National	40-119	L
Feb. 2	Ohio State	66-77	L
Feb. 5	Marshall	62-45	W
Feb. 10	Morehead State	58-41	W
Feb. 11	Eastern Kentucky	54-74	L
Feb. 14	Middle Tennessee	53-52	W
Feb. 15	Miss. St. Co. for Women	42-80	L
Feb. 24	UT-Chattanooga	67-59	W
Feb. 28	Morehead State *	71-40	W
Feb. 29	Murray State *	47-45	W
Feb. 29	Eastern Kentucky	49-62	L
March 5	Union #	80-66	W
March 5	Tennessee Tech #	68-84	L

*KWIC State
Regional II

ALL-TIME SERIES RESULTS

Alabama **37-20**

at Lexington: UK leads 17-7

at Tuscaloosa: UK leads 14-12

at Neutral Sites: UK leads 6-1

Largest Margin of Victory: +27, UK 104 - ALA 77, 1/18/83 (A)

Largest Margin of Defeat: -29, ALA 78 - UK 49, 12/20/83 (H)

1/19/78	62-66	LOT(H)
1/13/79	63-70	L(A)
2/8/80	77-69	W(N)
2/26/82	82-76	W(H)
1/18/83	104-77	W(A)
12/20/83	49-78	L(H)
2/12/86	75-76	L(A)
2/7/87	89-80	W(H)
1/13/88	54-74	L(A)
2/17/89	89-85	W(H)
2/17/90	74-58	W(A)
1/27/91	65-72	L(H)
2/1/92	72-78	L(A)
3/8/92	95-87	W(N)
1/31/93	77-73	W(H)
2/13/94	82-96	L(A)
2/11/95	62-68	L(H)
1/20/96	51-66	L(A)
1/22/97	62-78	L(N)
1/24/98	56-62	L(A)
1/24/99	76-72	W(H)
1/27/2000	67-68	L(A)
3/2/2000	67-63	W(N)
1/25/01	71-64	W(H)
1/6/02	63-62	W(A)
1/27/02	58-61	L(H)
1/12/03	59-55	W(H)
2/23/03	73-71	W2OT(A)
2/22/04	62-59	W(H)
1/9/05	63-69	LOT(A)
2/26/06 !	80-60	W(H)
1/11/07	63-62	W(A)
2/17/08	64-44	W(H)
1/15/09	67-57	W(A)
1/17/10	88-63	W(H)
1/30/11	82-69	W(A)
1/29/12	82-68	W(H)
2/16/12	75-77	L(A)
1/6/13	87-70	W(A)
1/2/14	85-63	W(A)
1/23/14	55-57	L(H)
1/2/15	78-66	W(A)
1/7/16	73-48	W(H)
1/12/17	71-54	W(A)
3/3/17	65-55	W(N)
1/25/18	79-54	W(H)
3/1/18	71-64	W(N)
2/11/19	68-53	W(A)
1/9/20	81-71	W(A)
2/6/20	66-62	W(H)
1/28/21	81-68	W(H)
2/13/22	67-63	W(A)
2/9/23	65-72	L(H)
3/2/23	71-58	W(N)
1/28/24	74-91	L(A)
1/30/25	65-56	W(H)
1/8/26	64-51	L(A)

Alabama-A&M **2-0**

12/19/08	65-45	W(H)
12/18/10	84-58	W(H)

Alabama-Birmingham **4-0**

2/5/88	76-69	W(H)
2/5/90	81-71	W(A)
2/1/91	84-55	W(H)
12/18/05	90-60	W(H)

Alabama State **2-0**

12/8/06	75-46	W(H)
11/07/18	87-35	W(H)

Alaska-Anchorage **1-0**

12/29/96	76-41	W(N)

Albany **1-0**

11/12/16	70-46	W(H)

Alcorn State **2-1**

12/28/12	90-23	W(H)
1/2/14	85-63	W(A)
1/23/14	55-57	L(H)

American University **1-0**

11/25/88	84-46	W(H)

Anderson College **0-1**

12/19/75	71-81	L(N)

Appalachian State **1-0**

11/14/14	111-74	W(H)

Arizona State **2-1**

11/15/15	68-64	WOT(A)
12/11/16	73-71	LOT(H)
11/26/24	77-61	W(N)

Arkansas **30-16**

at Lexington: UK leads 18-4

at Fayetteville: ARK leads 11-9

at Neutral Sites: UK leads 3-1

Largest Margin of Victory: +34, UK 77 - ARK 43, 1/15/83 (H)

Largest Margin of Defeat: -33, ARK 88 - UK 55, 1/25/97 (A)

1/15/83	77-43	W(H)
1/24/92	75-74	W(H)
3/6/92	79-63	W(N)
1/23/93	43-45	L(A)
2/5/94	81-60	W(H)
2/4/95	56-62	L(A)
1/28/96	69-65	W(H)
1/25/97	55-88	L(A)
2/28/97	60-71	L(N)
1/31/98	63-79	L(H)
1/31/99	69-74	LOT(A)
1/16/2000	68-60	W(H)
2/6/2000	70-83	L(A)
1/14/01	60-69	L(A)
2/4/01	78-84	L(H)
1/17/02	64-76	L(A)
2/13/03	60-70	L(H)
2/19/04	58-69	L(A)
2/27/05	73-67	W(H)
2/12/06	79-50	W(A)
2/18/07 !	87-60	W(H)
3/1/07	72-57	W(N)
2/24/08	59-56	W(A)
1/11/09	72-63	W(H)
1/21/10	69-52	W(H)
2/7/10	71-57	W(A)
1/6/11	67-78	L(A)
2/24/11	55-54	W(H)
1/5/12	84-72	W(H)
2/7/13	80-74	WOT(A)
1/26/14	68-58	W(H)
2/26/15	56-51	W(A)
2/21/16	77-63	W(H)
2/16/17	69-62	W(A)
1/29/18	76-65	W(A)
2/15/18	78-57	W(H)
2/17/19	61-59	W(H)
2/9/20	103-85	L(A)
12/31/20	75-64	W(H)
2/20/22	78-55	W(A)
1/1/23	50-71	L(H)
1/4/24	73-63	W(H)
1/25/24	61-88	L(A)
1/26/25	89-69	W(H)
2/1/26	93-73	W(A)
3/4/26	94-64	W(N)

Arkansas-Pine Bluff **3-0**

12/17/06 !	83-46	W(H)
12/21/10	107-35	W(H)
12/11/11	101-43	W(H)

Auburn **29-28**

at Lexington: UK leads 13-11

at Auburn: UK leads 13-12

at Neutral Sites: AU leads 5-3

Largest Margin of Victory: +44, UK 97 - AU 53, 1/20/13 (H)

Largest Margin of Defeat: -42 (46-88), 2/10/96 (A)

2/10/80	88-59	W(N)
1/31/81	66-70	L(N)
2/18/83	77-55	W(H)
3/3/83	70-85	L(N)
2/18/84	63-83	L(A)
2/2/86	91-90	W2OT(A)
2/3/87	53-72	L(H)
2/14/88	57-93	L(A)
2/25/89	70-89	L(H)
2/24/90	60-68	L(A)
1/30/91	69-72	L(H)
1/19/92	51-47	W(A)
1/16/93	49-52	L(H)
1/29/94	61-75	L(A)
1/29/95	62-73	L(H)
3/3/95	75-51	W(N)
2/10/96	46-88	L(A)
3/1/96	43-58	L(N)
12/14/97	68-67	W(H)
2/2/97	59-60	L(H)
2/4/98	53-48	W(A)
12/6/98	68-62	W(A)
2/4/99	67-68	L(H)
1/6/2000	71-69	W(H)
1/4/01	40-73	L(A)
1/13/02	66-70	L(H)
2/6/03	56-63	LOT(A)
3/6/03	62-68	L(N)
2/05/04	54-71	L(H)
2/13/05	50-65	L(A)
3/3/05	57-62	L(N)
1/19/06 !	57-71	L(H)
1/21/07	68-65	W(A)
1/20/08	62-55	W(H)
2/12/09	69-81	L(A)
1/24/10	68-50	W(H)
2/28/10	53-65	L(A)
3/5/10	65-54	W(N)
2/3/11	69-38	W(H)
2/27/11	76-62	W(A)
1/26/12	66-48	W(A)
1/20/13	97-53	W(H)
1/19/14	73-71	W(A)
1/8/15	78-57	W(H)
1/3/16	61-66	L(A)
1/17/16	54-47	W(H)
1/2/17	64-60	W(A)
2/1/18	65-48	W(H)
2/07/19	78-68	W(A)
1/27/20	68-61	W(H)
1/21/21	76-71	W(A)
1/25/22	67-55	W(A)
2/27/22	90-62	W(H)
1/26/23	68-71	L(H)
2/15/24	50-78	L(A)
1/12/25	80-61	W(H)
2/26/26	63-56	W(A)

Austin Peay **6-1**

1/24/76	76-61	W(N)
12/30/88	95-57	W(H)
11/15/98	88-71	W(H)
11/19/99	88-52	W(A)
12/30/03	82-56	W(H)
12/1/19	81-52	W(H)
11/14/23	63-68	L(H)

Ball State **1-0**

3/19/07	85-82	W(A)

Baylor **2-3**

at Waco: BU leads 2-0

at Lexington: UK leads 1-0

at Neutral Sites: Tied 1-1

Largest Margin of Victory: +10, UK 74 - BU 64, 11/17/14 (H)

Largest Margin of Defeat: -34, BU 85 - UK 51, 11/13/12 (A)

11/13/12	51-85	L(A)
12/6/13	133-130	W4OT(N)
3/29/14	72-90	L(N)
11/17/14 !	74-64	W(H)
11/30/17	63-90	L(A)

Belhaven **0-1**

12/17/76	56-74	L(N)

Bellarmine **3-0**

*1971-72	37-24	W
59-39	W	
*12/29/73	50-30	W
*1/7/74	38-37	W
1/10/75	83-32	W
2/6/76	72-52	W(A)
11/17/22	63-45	W(H)

Belmont **7-1**

11/22/76	76-65	W(A)
2/21/76	60-75	L(H)
1/18/88	79-75	W(H)
12/14/14	71-55	W(H)
3/17/17	73-70	W(H)
11/29/20	70-50	W(H)
12/20/24	84-78	W(H)
12/14/25	77-69	W(A)

Boston **1-0**

11/13/09	92-58	W(H)

Boston College **1-0**

11/30/23	83-81	W(H)

Bowling Green State **2-0**

11/28/86	74-62	W(H)

Bowling Green State **2-0**

11/28/86	74-62	W(H)
1/2/06	66-62	WOT(H)

Bradley **3-0**

at Lexington: UK leads 2-0

at Peoria: UK leads 1-0

at Neutral Sites: n/a

Largest Margin of Victory: +40, UK 117 - BU 77, 11/27/13 (H)

12/7/90	103-75	W(H)
12/28/92	78-49	W(A)
11/27/13	117-77	W(H)

Buffalo **1-0**

11/9/25	81-47	W(A)

Butler **4-0**

1/28/92	97-75	W(H)
1/26/93	83-76	W(A)
11/19/04	82-44	W(H)
11/15/09	87-66	W(H)

California, Berkeley **1-1**

12/21/17	52-62	L(H)
12/21/19	63-61	W(A)

Cal-Santa Barbara **3-0**

12/21/08	69-58	W(H)
11/25/09	68-54	W(A)
12/21/12	66-38	W(A)

Cal-State Long Beach **1-0**

3/18/78	79-69	W(A)

Cal-State Northridge **1-0**

12/31/94	74-52	W(A)

Carson-Newman **2-0**

12/8/79 !	96-58	W(H)
12/13/80 !	93-54	W(H)

Central Florida **2-0**

12/17/89	102-58	W(A)
12/29/93	87-45	W(A)

Central Michigan **3-0**

11/17/13	96-74	W(H)
11/22/14	71-68	W(A)
12/7/25	82-55	W(H)

Central Missouri **1-0**

12/18/76	74-67	W(N)

Charleston Southern **1-0**

12/10/04	89-33	W (H)

Charlotte **1-1**

12/11/92	54-57	L(N)
12/4/19	86-39	W(H)

ALL-TIME SERIES RESULTS

Chicago State		1-0
12/20/92	95-33	W(N)

Cincinnati		19-7
*1972-73	53-29	W(H)
11/28/78	94-47	W(H)
12/1/79	81-45	W(A)
12/4/80	76-66	W(H)
1/15/82	79-66	W(H)
11/27/82	84-76	W(H)
11/22/83	77-84	L(A)
11/20/84	67-56	W(H)
1/21/86	80-67	W(H)
2/18/87	86-56	W(A)
12/30/87	67-60	W(H)
12/20/88	58-61	L(A)
1/3/90	79-45	W(H)
2/13/91	82-50	W(A)
1/14/92	82-72	W(H)
2/10/93	69-72	L(A)
2/8/94	86-56	W(H)
1/17/95	52-49	W(A)
12/28/98	70-59	W(H)
12/22/99	68-62	W(A)
12/22/2000	38-57	L(N)
2/19/02	57-73	L(A)
12/31/02	69-67	W(H)
1/02/04	52-60	L(A)
11/17/08	58-55	W(H)
12/4/09	68-57	W(A)
11/25/23	41-65	L(N)

Clemson		0-1
11/26/99	65-70	L(N)

Cleveland State		1-0
11/29/85	101-63	W(H)

Coastal Carolina		1-0
11/13/22	79-53	W(H)

College of Charleston		3-0
12/1/80	94-57	W(H)
12/19/82	106-81	W(H)
1/31/86	111-64	W(H)

Colorado		1-2
11/22/15	86-61	W(H)
11/19/16	79-69	L(A)
11/24/23	53-96	L(N)

Connecticut		1-4
12/31/91	53-81	L(A)
12/5/92	75-54	W(H)
11/24/99	62-68	L(A)
3/27/12	65-80	L(N)
4/1/13	53-83	L(N)

Dayton		14-4
1/18/75	52-46	W(A)
1/30/76	63-49	W(H)
1/15/77	69-66	W(A)
12/21/77	98-64	W(H)
12/16/78	65-72	L(H)
1/20/84	77-59	W(H)
1/9/85	69-61	W(H)
1/14/86	84-64	W(A)
2/24/87	73-57	W(H)
2/10/88	58-68	L(A)
12/6/88	72-59	W(H)
12/30/89	88-58	W(A)
12/15/90 !	95-68	W(H)
11/30/96	53-55	L(A)
12/6/97	73-69	W(H)
3/26/13	84-70	W(N)
3/21/15	94-99	L(H)
11/23/22	70-44	W(N)

Delaware		1-1
11/24/06	70-86	L(N)
3/30/13	69-62	W(N)

Delaware State		1-0
11/10/12	90-50	W(H)

Delta State		0-1
12/19/75	40-89	L(N)

DePaul		4-2
at Lexington: UK leads 2-1		
at DePaul: UK leads 2-1		
Largest Margin of Victory: +24, UK 96 - DU 64, 12/7/12 (H)		
1/26/83	72-48	W(A)
2/15/84	77-63	W(H)
12/7/12 !	96-64	W(H)
12/12/13	96-85	W(A)
12/16/20	82-86	L(A)
12/9/21 !	85-94	L(H)

Detroit Mercy		8-0
2/10/79 !	80-61	W(H)
12/28/83	107-102	W2OT(A)
1/15/85	76-59	W(H)
2/26/86	99-71	W(H)
12/1/93	82-76	W(A)
12/1/94	71-48	W(H)
12/10/05	74-65	W(A)
11/29/06	79-44	W(H)

Drake		0-1
3/12/86	70-73	L(A)

Duke		2-6
at Lexington: UK leads 2-1		
at Durham: DU leads 3-0		
at Neutral Sites: DU leads 2-0		
Largest Margin of Victory: +10, UK 71 - DU 61, 12/20/15 (H)		
Largest Margin of Defeat: -21, DU 89 - UK 68, 12/21/14 (A)		
12/30/86	63-68	L(N)
12/29/95	54-73	L(N)
1/4/11	48-54	L(A)
12/8/11 !	72-65	W(H)
12/22/13	61-69	L(H)
12/21/14	68-89	L(A)
12/20/15	71-61	W(H)
12/29/16	69-54	L(A)

Duquesne		2-0
11/24/90	101-56	W(H)
11/28/03	90-83	W(N)

East Carolina		3-0
3/9/78	81-65	W(A)
1/5/82	78-67	W(H)
11/28/87	93-75	W(H)

East Tennessee St.		3-1
at Lexington: UK leads 3-1		
Largest Margin of Victory: +45, UK 97 - ETSU 52, 12/11/82 (H)		
Largest Margin of Defeat: -9, ETSU 59 - UK 50, 12/12/08 (H)		
12/11/82	97-52	W(H)
12/12/08	50-59	L(H)
12/15/13	73-56	W(H)
11/7/23	74-66	W(H)

Eastern Illinois		2-0
12/17/90	82-48	W(H)
12/19/98	90-71	W(N)

Eastern Michigan		2-0
3/18/05	79-68	W(H)
11/25/16	89-67	W(H)

Eastern Kentucky		22-6
*1972-73	39-58	L
*1973-74	50-56	L
*2/21/74	No Score	L
1/29/75	54-63	L
2/11/75	54-74	L
2/29/75	49-62	L
2/7/76	54-70	L(A)
2/14/76	51-76	L(H)
3/5/77	91-79	W(H)
12/3/77	79-73	W(A)
1/25/78	85-73	W(H)
1/5/79	73-52	W(H)
1/22/79	76-54	W(A)
12/17/79	100-77	W(H)
1/29/80	92-60	W(A)
1/27/81	79-62	W(A)
2/3/81	74-60	W(H)
11/26/83	77-67	W(H)
1/5/86	97-55	W(H)
12/9/86	88-56	W(A)
12/1/87	96-79	W(H)
1/11/89	83-77	W(A)
1/31/90	80-59	W(H)
2/21/91	79-71	W(A)
2/8/93	74-56	W(H)
2/1/94	99-71	W(H)
2/22/95	80-67	W(H)
2/27/96	68-62	W(H)
2/5/97	62-67	L(A)
2/17/98	76-60	W(A)
2/16/99	87-47	W(A)

Edinboro		0-1
1/12/76	72-78	L(H)

Evansville		1-2
12/22/01	72-78	L(H)
12/04/02	66-70	L(A)
12/5/17	100-62	W(H)

Florida		39-27
at Lexington: UK leads 18-12		
at Gainesville: UK leads 14-12		
at Neutral Sites: UK leads 7-3		
Largest Margin of Victory: +36, UK 97 - UF 61, 12/31/81 (H)		
Largest Margin of Defeat: -42, UK 58 - UF 100, 1/4/98 (A)		
12/15/78	80-69	W(H)
12/31/81	97-61	W(H)
2/20/82	89-87	W(A)
12/21/82	71-66	W(H)
12/22/83	66-68	L(H)
2/22/83	78-68	W(A)
2/3/84	76-61	W(A)
1/26/85	64-69	L(A)
2/15/85	54-57	L(H)
1/18/86	66-68	L(A)
2/14/87	83-76	W(H)
3/4/87	75-53	W(N)
1/23/88	64-68	L(A)
2/11/89	97-90	W(H)
3/3/89	64-67	L(N)
2/10/90	84-70	W(A)
3/2/90	54-70	L(N)
2/23/91	67-65	W(H)
2/29/92	73-77	L(A)
2/28/93	69-72	L(H)
1/4/94	64-81	L(A)
12/16/95	46-69	L(N)
1/4/95 !	63-55	W(H)
2/13/97	53-77	L(H)
1/4/98	58-100	L(A)
1/28/98	63-70	L(H)
1/3/99	63-77	L(H)
1/28/99	80-70	W(A)
1/10/2000	72-58	W(A)
1/7/01	48-85	L(H)
2/14/02	59-81	L(A)
2/20/03	49-47	W(H)
2/08/04	56-76	L(A)
2/10/05	59-70	L(H)
1/12/06	80-65	W(A)
2/5/06	61-68	L(H)
3/3/06	88-70	W(N)
2/4/07	84-74	W(H)
2/25/07	79-83	L(A)
1/10/08	60-58	W(H)
1/29/09	59-74	L(A)
2/18/10	77-51	W(H)
1/20/11	59-58	W(A)
1/1/12	59-56	W(A)
1/22/12	57-52	W(H)
3/2/12	71-67	W(N)
1/3/13	76-69	W(H)
1/5/14	73-83	L(H)
2/9/14	80-86	L(A)
3/7/14	75-70	W(N)
1/15/15	62-56	W(H)
1/31/16	79-85	L(A)
3/4/16	92-69	W(N)
2/19/16	67-48	W(H)
1/11/18	56-53	W(A)
2/03/19	62-51	W(H)
1/12/20	65-45	W(A)
2/2/20	62-70	L(A)
2/15/21	88-80	W(A)
3/4/21	73-64	W(N)
1/20/22	77-52	L(H)
1/15/23	81-75	W(A)
3/1/23	72-57	W(N)
2/18/24	81-77	W(H)
1/9/25	71-55	W(A)
1/15/26	94-89	W(H)

Florida A&M		2-0
11/21/05	84-55	W(H)
12/13/09	91-39	W(H)

Florida Atlantic		2-0
12/30/2000	112-71	W(H)
11/18/07	61-53	W(H)

Florida Gulf Coast		0-3
12/8/17	64-70	L(A)
12/18/22	63-69	L(H)
11/19/23	48-59	L(A)

Florida International		2-0
12/17/2000	60-58	W(A)
12/1/05	71-56	W(H)

Florida State		1-0
12/30/93	58-55	W(N)

Furman		2-0
12/6/08	74-35	W(H)
12/17/23	75-45	W(H)

Gardner-Webb		1-0
11/12/17	72-34	W(H)

Georgetown College		
*2/22/1904	14-10	W
*3/10/1906	14-15	L
*3/5/22	10-2	W
*2/9/23	22-11	W
*1922-23	No Score	W
*1/11/24	18-9	W(A)
*3/5/24	26-5	W(H)

Georgetown		2-0
11/27/93	87-82	W(H)
12/8/05	63-47	W(A)

George Washington		1-2
12/14/91	62-71	L(A)
11/14/07	65-75	L(H)
11/23/08	67-48	W(H)

Georgia		26-42
at Lexington: UGA leads 16-13		
at Athens: UGA leads 19-9		
at Neutral Sites: UGA leads 7-4		
Largest Margin of Victory: +22, UK 60 - UGA 38, 3/9/13 (N)		
Largest Margin of Defeat: -46, UGA 113 - UK 50, 2/23/86 (A)		
1/18/80	82-61	W(H)
2/1/81	62-73	L(N)
1/3/82	62-59	W(H)
2/6/82	77-76	W(A)
1/30/83	66-59	WOT(H)
2/20/83	81-99	L(A)
1/7/83	68-69	L(H)
2/5/84	61-87	L(A)
1/29/85	61-57	W(H)
2/17/85	65-87	L(A)

ALL-TIME SERIES RESULTS

2/23/86	67-113	L(A)
2/27/87	64-73	L(H)
3/5/87	64-67	L(N)
2/7/88	70-86	L(A)
2/4/89	70-92	L(H)
2/3/90	75-78	L(A)
2/3/91	71-87	L(H)
1/11/92	65-83	L(A)
1/10/93	69-60	W(H)
1/23/94	71-70	W(A)
1/22/95	57-68	L(H)
2/13/96	55-75	L(A)
2/8/97	62-80	L(H)
2/11/98	87-46	L(A)
2/7/99	80-76	W(H)
2/27/99	62-68	L(N)
2/17/2000	69-73	L(H)
3/3/2000	45-63	L(N)
2/15/01	58-91	L(A)
2/3/02	50-76	L(H)
1/26/03	59-71	L(A)
1/11/04	53-74	L(H)
2/29/04	62-73	L(A)
1/13/05 !	71-63	W(H)
2/6/05	64-68	L(A)
2/2/06	57-91	L(A)
2/15/07 !	72-82	LOT(H)
3/2/07	40-72	L(N)
1/31/08	47-44	W(A)
3/7/08	57-50	W(N)
2/26/09	57-61	L(H)
3/5/09	64-82	L(N)
1/7/10	60-61	LOT(A)
2/11/10	64-48	W(H)
1/9/11	59-61	L(H)
2/17/11	51-69	L(A)
1/19/12	69-64	W(A)
2/3/13	71-75	L(H)
3/9/13	60-38	W(N)
1/30/14	56-58	L(A)
2/1/15	80-72	W(H)
1/10/16	64-53	W(A)
1/15/17	82-61	W(H)
2/9/17	66-56	W(A)
1/7/18	42-56	L(H)
3/3/19	58-53	W(A)
2/27/20	88-77	W(H)
2/25/21	62-58	W(A)
3/5/21	66-78	L(N)
1/6/22	84-76	W(H)
1/5/23	60-64	L(A)
2/16/23	40-50	L(H)
2/4/24	65-72	L(A)
3/6/24	64-50	W(N)
1/19/25	78-64	W(A)
2/26/25	84-55	W(H)
1/24/26	72-67	L(H)
3/5/26	76-61	W(N)

Georgia Southern **1-0**

11/13/13	103-38	W(H)

Georgia State **1-0**

2/4/82	86-65	W(A)

Grambling State **2-0**

12/29/13	109-46	W(H)
11/26/19	81-35	W(H)

Green Bay **1-0**

3/19/12	65-62	W(N)

Gonzaga **1-0**

3/25/12	79-62	W(N)

Gulf Coast **1-0**

12/18/75	79-77	W2OT(N)

Hampton **1-0**

3/19/11	66-62	WOT(N)

Hawaii **1-1**

11/28/98	66-57	W(A)
12/14/02	59-70	L(A)

High Pt. **3-0**

1/6/04	83-45	W(H)
11/17/12	80-46	W(H)
11/18/18	71-49	W(H)

Hofstra **2-0**

11/26/05	67-54	W(N)
12/28/25	80-42	W(H)

Holy Cross **1-0**

12/28/91	87-69	W(N)

Houston **0-2**

11/30/91	70-76	L(H)
11/26/2000	77-78	L(N)

Howard **1-0**

12/29/86	65-62	W(N)

Illinois **3-4**

3/14/82	88-80	W(H)
12/21/84	77-60	W(A)
12/7/85	74-78	L(A)
12/14/86	76-78	L(H)
12/18/88	71-84	L(A)
11/27/14	71-77	L(N)
11/27/24	76-53	W(N)

Illinois-Chicago **1-0**

11/28/97	60-46	W(N)

Illinois State **1-1**

11/29/86	78-70	W(H)
1/10/88	78-84	L(A)

Immaculata **1-0**

12/15/77	74-64	W(H)

Indiana **14-13**

1/24/74	57-88	L
12/6/76	58-57	W(A)
12/17/76	57-46	W(N)
1/20/78	73-34	W(H)
12/15/79 !	102-52	W(H)
2/13/79	59-53	W(A)
12/6/80	93-62	W(A)
12/8/81 !	83-68	W(H)
12/8/82	85-72	W(A)
3/18/83	76-87	L(N)
12/6/83	58-54	W(H)
12/7/84	64-65	L(A)
12/13/85	60-68	L(H)
12/3/86	63-61	W(A)
12/9/87	75-68	W(H)
12/10/88	71-83	L(A)
12/4/89 !	76-48	W(H)
12/2/90	64-80	L(A)
12/30/90	78-71	W(H)
12/7/93	74-86	L(H)
12/7/94	60-65	L(A)
12/8/95	64-71	L(N)
12/15/96	62-74	L(H)
11/18/97	71-84	L(A)
11/12/06	51-54	L(H)
12/6/20	72-68	W(H)
11/14/21	88-67	L(A)

Indiana State **3-0**

12/17/80	93-80	W(H)
1/7/82	87-43	W(H)
11/25/05	68-58	W(N)

Iowa **0-2**

11/23/91	68-77	L(H)
3/23/21	72-86	L(N)

IUPUI **3-0**

11/29/2000	76-75	W(H)
11/18/05	81-52	W(H)
12/30/08	82-60	W(H)

Jackson State **1-0**

11/29/15	92-24	W(H)

Jacksonville State **1-0**

11/15/11	100-25	W(H)

James Madison **3-1**

1/16/81	72-54	W(H)
3/13/91	62-70	L(N)
3/26/08	84-76	W(H)
3/21/26	71-56	W(N)

Kansas **2-1**

3/16/78	92-87	W2OT(A)
1/7/92	51-62	L(A)
12/31/92	71-61	W(H)

Kansas State **1-1**

12/3/20	60-49	W(A)
3/23/25	79-80	L(H)

Kentucky State **2-0**

1/16/89	92-53	W(H)
11/24/89	121-41	W(H)

Kent State **2-0**

11/23/90	114-83	W(H)
12/29/06	82-47	W(N)

La Salle **1-0**

11/27/21	74-52	W(H)

Lafayette **1-0**

12/29/01	83-60	W(N)

Liberty **3-1**

12/12/98	76-80	L(H)
12/11/99	69-57	W(A)
3/20/10	83-77	W(N)
3/21/25	79-78	W(H)

Lipscomb **3-0**

at Lexington: UK leads 2-0
at Nashville: n/a
at Neutral: UK leads 1-0
Largest Margin of Victory: +67, UK 116 - LU 49, 11/21/13 (H)

11/25/07	76-55	W(N)
11/21/13	116-49	W(H)
11/21/23	87-80	W(H)

Long Island **2-0**

12/15/02	72-64	W(N)
11/29/08	46-43	W(N)

Longwood **1-0**

1/4/05	79-41	W(H)

LSU **19-38**

at Lexington: LSU leads 13-9
at Baton Rouge: LSU leads 17-6
at Neutral Sites: LSU leads 8-4
Largest Margin of Victory: +18, UK 89 - LSU 71, 2/26/94 (H)
Largest Margin of Defeat: -43, UK 39 - LSU 82, 1/16/03 (A)

2/27/82	85-71	W(H)
3/3/84	81-91	L(N)
1/28/86	63-76	L(H)
3/1/86	66-77	L(N)
1/17/87	73-83	L(A)
2/23/88	74-88	L(H)
2/14/89	72-86	L(A)
1/11/90	79-89	LOT(H)
1/6/91	74-78	L(A)
3/2/91	76-96	L(N)
2/16/92	73-55	W(H)
2/13/93	72-65	W(A)
2/26/94	89-71	W(H)
2/25/95	63-49	W(A)
1/7/96	52-62	L(H)
1/5/97	63-73	L(A)
1/14/98	74-71	WOT(H)
1/14/99	59-67	L(A)
2/26/99	81-71	W(N)
1/20/2000	59-66	L(H)
1/18/01	64-87	L(A)
3/1/01	57-72	L(N)
1/24/02	59-75	L(H)
3/1/02	62-74	L(N)
1/16/03	39-82	L(A)
1/18/04	69-70	L(H)
2/17/05	58-81	L(A)
12/18/05	36-66	L(H)
3/4/06	52-79	L(N)
1/18/07	58-76	L(A)
1/27/08 !	46-72	L(H)
2/21/08	48-52	L(A)
3/8/08	49-66	L(N)
1/25/09	56-59	L(H)
2/22/09	56-57	L(A)
1/28/10	71-62	W(A)
2/13/11	49-47	W(H)
3/4/11	60-58	W(N)
2/5/12	51-61	L(A)
3/3/12	61-72	L(N)
1/27/13	73-60	W(H)
2/24/13	72-77	L(A)
2/2/14	63-56	W(H)
1/18/15	79-84	L(A)
2/7/16	70-58	W(H)
3/3/16	79-71	W(N)
1/19/17	55-42	W(A)
2/4/18 !	70-72	L(H)
1/17/19	64-60	W(A)
2/24/19	57-52	W(H)
1/19/20	65-59	L(A)
1/30/22	69-78	L(A)
3/4/22	78-63	W(N)
1/8/23 !	48-67	L(H)
3/3/24	77-56	L(A)
2/23/25	58-65	L(H)
1/1/26	80-78	W(A)

Louisiana Tech **0-3**

3/20/82	60-82	L(A)
1/3/87	63-64	L(H)
1/4/89	63-95	L(A)

Louisville **36-25**

at Lexington: UK leads 23-7
at Louisville: UL leads 17-12
at Neutral: Series tied 1-1
Largest Margin of Victory: +36, UK 75 - UL 39, 12/15/75 (A)
Largest Margin of Defeat: -26, UK 52 - UL 78, 12/5/10 (A)

*2/17/1912	19-13	W(H)
*1/17/1913	20-19	W
*3/5/1913	23-14	W
*1/30/1914	12-23	L(H)
*2/3/1914	20-19	W(A)
*1/22/1915	27-16	W(H)
*2/27/1915	8-11	L(A)
*2/5/1916	10-12	L(H)
*2/22/1916	32-24	W(A)
*3/10/1917	24-12	W(H)
*2/28/1922	9-10	L(H)
*1922-23	5-8	L(A)
*1922-23	18-6	W(H)
*1922-23	18-6	W
*1/26/1924	No Score	W(H)
*2/2/1924	15-9	W(A)
12/15/75	75-37	W(A)
1/11/75	57-40	W(H)
3/3/76	75-59	W(H)
12/19/77	94-88	WOT(A)
1/29/77	45-60	L(A)
2/24/77	73-92	L(H)
3/3/77	85-61	W(H)
1/11/78	85-72	W(H)
12/11/79	76-57	W(A)
1/8/79	49-51	L(A)
2/6/79	67-68	L(H)
3/3/79	61-65	L(N)
2/16/80	83-64	W(H)
2/29/80	85-54	W(H)
1/8/81	88-66	W(A)
2/14/81	83-59	W(H)
2/23/82	84-80	W(H)
1/20/83	79-66	W(A)
2/25/84	94-83	W(H)
1/19/85	63-67	L(A)
2/14/86	87-77	W(H)
11/27/87	98-77	W(H)
2/21/87	70-48	W(A)
1/18/89	77-73	W(A)
2/15/90	83-68	W(H)
1/17/91	63-70	L(A)

ALL-TIME SERIES RESULTS

2/19/92	81-73	W(H)
1/6/93	58-53	W(A)
1/19/94	95-62	W(H)
1/11/95	76-77	LOT(A)
2/19/96	74-66	W(H)
2/18/97	52-64	L(A)
11/27/98	73-62	W(N)
1/21/98	62-80	L(A)
1/20/99	69-56	W(A)
2/22/2000	75-65	W(H)
12/9/2000	57-63	L(A)
12/19/01	72-53	W(H)
1/5/03	62-86	L(A)
12/3/03 !	84-80	WOT(H)
12/5/04	49-66	L(A)
12/28/05 !	55-64	L(H)
12/3/06	75-83	L(A)
12/20/07 !	65-80	L(H)
12/14/08	59-75	L(A)
12/20/09	101-67	W(H)
12/5/10	52-78	L(A)
12/4/11	74-54	W(H)
12/2/12	48-47	W(A)
12/1/13	69-64	W(H)
12/7/14	77-68	W(A)
12/10/15 !	72-54	W(H)
12/4/16	69-67	LOT(A)
12/17/17	63-87	L(H)
12/09/18	75-80	L(A)
12/15/19 !	67-66	L(H)
12/12/21	64-58	L(A)
12/11/22 !	72-86	L(H)
12/10/23	61-73	L(A)
11/16/24	71-61	W(H)
11/22/25	72-62	W(A)

Loyola (Md.) 1-0

12/1/95	67-54	W(N)

Maine 1-0

3/22/90	76-66	W(N)

Marist 3-0

12/26/93	96-65	W(H)
12/30/12	78-56	W(H)
11/8/13	75-61	W(A)

Marquette 2-1

12/2/89	96-68	W(H)
12/19/90	86-60	W(A)
3/30/08	64-69	L(H)

Marshall 16-2

*1971-72	50-77	L
*1972-73	51-46	W
*2/23/74	50-53	L
2/5/75	60-45	W(A)
12/10/75	57-56	W(H)
12/8/76	65-58	W(A)
2/1/78	93-43	W(H)
3/2/81	100-60	W(H)
2/8/85	95-80	W(H)
11/22/85	102-73	W(A)
1/10/88	57-58	L(A)
1/13/89	72-61	W(H)
12/1/92	79-44	W(H)
2/16/94	66-43	W(A)
2/8/95	91-58	W(H)
2/7/96	66-72	L(A)
1/02/03 !	75-42	W(H)
12/12/04	73-55	W(A)
11/26/17	69-39	W(H)
12/9/20	79-45	W(H)
11/15/25	76-44	W(A)

Maryland 0-2

3/21/81	82-83	L(N)
11/26/25	74-66	L(N)

Massachusetts 2-0

11/25/94	73-55	W(H)
12/28/97	57-51	W(N)

McNeese State 2-0

11/28/09	85-50	W(H)
3/17/12	68-62	W(N)

Memphis 3-4

11/17/77	101-94	W(H)
1/31/82	69-70	L(H)
1/3/83	71-75	L(A)
12/4/93	91-63	W(H)
12/19/94	71-81	L(A)
11/24/01	55-63	L(A)
12/30/06	86-51	W(H)

Merrimack 1-0

12/05/21	90-56	W(H)

Miami (Fla.) 7-2

2/8/85	108-53	W(H)
12/6/86	71-55	W(A)
12/9/89	80-71	W(N)
3/23/90	80-68	W(N)
12/19/2000	59-74	L(A)
12/1/01	60-57	W(H)
11/11/16	82-66	W(H)
12/10/17	54-65	L(A)
12/3/25	64-48	W(A)

Miami (Ohio) 16-2

12/5/82	90-61	W(H)
11/29/84	76-60	W(A)
11/30/89	61-56	W(A)
12/5/90	72-68	W(H)
11/26/91	91-60	W(H)
12/23/95	62-71	L(A)
12/13/96	71-63	W(H)
12/20/97	71-64	W(A)
12/9/98	76-56	W(H)
11/22/99	77-39	W(A)
11/21/2000	77-71	W(H)
12/5/01	64-73	L(A)
12/21/02	108-102	WOT(H)
12/20/03	64-58	W(A)
1/3/09	80-55	W(A)
12/1/09	107-53	W(H)
11/14/10	84-71	W(A)
11/28/12	92-53	W(H)

Michigan 1-3

1/23/81	98-71	W(H)
11/22/96	54-68	L(N)
12/8/07	59-63	L(A)
11/15/08	60-70	L(H)

Michigan State 2-3

12/8/89	89-72	W(A)
11/27/96	50-76	L(H)
11/25/97	57-71	L(A)
3/20/06	63-67	L(N)
3/22/10	70-52	W(N)

Middle Tennessee St. 17-5

at Lexington: UK leads 10-1

at Murfreesboro: UK leads 6-4

Largest Margin of Victory: +22, UK 68 - MTSU 46, 12/9/12 (H)

Largest Margin of Defeat: -12, MT 70 - UK 58, 12/28/11 (A)

2/14/75	53-52	W(n/a)
11/19/77	82-80	W(A)
11/17/78	87-90	L(A)
1/6/83	73-68	W(H)
1/9/84	68-74	L(H)
11/30/85	85-77	W(H)
12/20/86	79-68	W(A)
2/25/88	76-68	W(H)
1/8/89	68-66	W(A)
2/27/90	72-56	W(H)
3/21/08	68-66	WOT(H)
12/28/09	51-57	L(A)
12/29/10	81-72	W(H)
12/28/11	58-70	L(A)
12/9/12	68-46	W(H)
11/24/13	84-72	W(A)
12/12/14	78-62	W(H)
12/13/15	68-52	W(A)
12/9/16	61-48	W(H)
12/28/17	57-62	L(A)
12/15/18	72-55	W(H)
11/10/19	67-52	W(A)

Minnesota 1-2

11/23/07	80-92	L(N)
12/7/22	80-74	W(A)
12/6/23	57-76	L(H)

Mississippi State 33-25

at Lexington: UK leads 15-10

at Starkville: Series is tied 12-12

at Neutral Sites: UK leads 6-3

Largest Margin of Victory: +53, UK 100 - MSU 47, 1/17/13 (H)

Largest Margin of Defeat: -50, UK 46 - MSU 96, 2/16/03 (A)

1/15/79	52-67	L(A)
1/19/80	86-68	W(H)
1/30/81	106-82	W(N)
2/23/85	55-58	L(H)
2/16/86	66-54	W(H)
1/30/87	61-81	L(A)
1/7/88	61-68	L(H)
1/31/89	54-64	L(A)
1/15/90	86-61	W(H)
2/9/91	75-64	W(A)
1/4/92	75-52	W(H)
1/4/93	73-53	W(A)
3/5/93	84-73	W(N)
1/16/94	81-79	W(H)
1/15/95	65-53	W(A)
2/17/96	78-60	W(H)
2/16/97	74-57	W(A)
2/15/98	71-62	W(H)
2/26/98	48-67	L(N)
2/14/99	78-83	L(A)
2/27/2000	46-63	L(H)
2/25/01	66-74	L(A)
1/3/02	54-59	L(H)
2/28/02	75-72	W(N)
2/16/03	46-96	L(A)
1/22/04	67-80	L(A)
2/15/04	41-54	L(H)
1/20/05	59-72	L(A)
2/20/05	55-71	L(H)
2/19/06	51-46	W(A)
1/25/07 !	75-83	L2OT(H)
1/13/08	64-60	W(A)
1/18/09	45-52	L(H)
1/31/10	69-59	W(A)
3/6/10	76-65	W(N)
1/16/11	72-60	W(H)
1/8/12	88-40	W(H)
2/26/12	76-40	W(A)
1/17/13	100-47	W(H)
2/27/14	81-74	WOT(A)
2/12/15	92-90	W2OT(H)
3/6/15	76-67	W(N)
2/18/16	83-60	W(A)
2/23/17	78-75	WOT(H)
2/11/18	55-74	L(A)
2/25/18	63-85	L(H)
3/2/18	58-81	L(N)
1/06/19	71-86	L(A)
2/16/20	73-62	W(H)
3/7/20	77-59	L(A)
1/3/21	92-86	W(A)
2/15/22	81-74	W(H)
3/3/22	83-67	W(N)
1/22/23	76-77	L(A)
2/1/24	74-77	L(H)
2/22/24	78-68	W(A)
1/2/25	91-69	W(H)
1/18/25	71-59	L(A)

Mississippi State College of Women 0-1

2/15/75	42-80	L

Mississippi State University for Women 1-1

11/18/77	78-75	W(A)
11/18/78	76-81	LOT(N)

Mississippi Valley St. 3-0

12/19/06	84-37	W(H)
1/1/10	93-48	W(H)
11/27/11	90-51	W(H)

Missouri 14-5

at Lexington: UK leads 9-0

at Columbia: UK leads 5-4

at Neutral: MU leads 1-0

Largest Margin of Victory: +26, UK 69 - MU 43, 1/13/13 (A)

Largest Margin of Defeat: -35, MU 86 - UK 51, 11/25/00 (N)

11/25/89	102-84	W(H)
11/25/2000	51-86	L(N)
1/13/13	69-43	W(A)
1/12/14	80-69	W(H)
1/25/15	83-69	W(A)
2/25/16	69-69	W(H)
1/5/17	64-62	W(H)
1/30/17	73-67	L(A)
2/8/18	78-83	L(A)
1/24/19	52-41	W(H)
3/8/19	68-70	LOT(A)
1/30/20	62-47	W(A)
1/31/21	61-55	W(H)
2/24/22	78-63	W(A)
12/29/22	71-74	L(A)
1/29/23	77-54	W(H)
1/21/24	76-71	W(H)
2/20/25	73-65	W(A)
1/4/26	74-52	W(H)

Monmouth 1-0

11/6/25	104-46	W(H)

Montana 1-0

11/16/17	71-54	W(A)

Morehead State 34-4

at Lexington: UK leads 24-1 (since 1976)

at Morehead: UK leads 8-3 (since 1976)

Largest Margin of Victory: +68, UK 112 MSU 57, 11/18/15 (H)

Largest Margin of Defeat: -17, MSU 86 - UK 69, 2/24/79 (A)

*2/11/70	56-30	W
*3/4/70	50-48	W
*2/12/71	62-29	W
*2/20/71	56-40	W
*1971/72	56-33	W
	50-47	W
*1972/73	54-39	W
	52-42	W
*1/28/74	32-37	L
*2/22/74	55-33	W
*3/2/74	55-33	W
2/10/75	58-41	W
2/28/75	71-40	W
1/17/76	104-63	W(H)
2/2/76	75-60	W(A)
2/22/77	84-73	W(H)
12/17/77	72-73	L(A)
1/25/77	76-68	W(A)
12/11/78	76-83	L(H)
2/23/78	75-68	W(H)
3/3/78	84-76	W(H)
2/24/79	69-86	L(A)
1/22/80	86-67	W(H)
2/20/80	90-79	W(A)
3/1/80	80-61	W(H)
1/1/81	84-64	W(H)
2/21/81	66-51	W(A)
11/24/84	77-66	W(H)
12/2/85	73-58	W(H)
12/20/87	101-83	W(H)
1/7/87	73-57	W(A)
1/3/89	70-74	L(A)
2/20/90	106-71	W(H)
2/6/91	83-67	W(A)
2/5/92	79-58	W(H)
1/13/93	66-38	W(H)
2/15/95	79-49	W(H)
11/17/09	72-55	W(A)
11/12/10	82-48	W(H)
11/11/11	96-60	W(A)
11/23/12	73-37	W(H)

ALL-TIME SERIES RESULTS

11/19/14	91-62	W(H)
11/18/15	112-57	W(H)
11/23/16	80-57	W(H)
11/22/17	86-53	W(H)
11/28/18	87-57	W(H)
11/21/19	76-54	W(H)
11/11/22	73-48	W(H)
11/3/25	75-59	W(H)

Morgan State		**1-0**
11/28/25	101-39	W(N)

Morris Brown		**1-0**
12/23/02	106-32	W(H)

Morris Harvey College		**1-0**
12/1/76	78-70	W(A)

Mount Saint Joseph		**3-0**
1/31/75	72-39	W
1/31/76	53-50	W(A)
2/21/77	85-64	W(H)

Mount Saint Mary's		**1-0**
11/5/19	67-44	W(H)

Murray State		**15-1**
*3/10/72	43-44	L(N)
*2/12/72	43-38	W(N)
*2/17/73	52-45	W(A)
*3/2/73	47-59	L(H)
*3/2/74	53-49	W(N)
2/29/75	47-45	W(A)
12/13/77	102-64	W(H)
2/16/78	79-58	W(A)
12/6/78	86-68	W(A)
2/3/79	82-72	W(H)
3/1/79	82-59	W(N)
12/10/80	72-63	W(A)
1/31/80	95-59	W(H)
2/25/80	76-67	W(A)
1/3/81	81-54	W(H)
12/4/92	89-55	W(H)
2/23/94	74-67	W(A)
11/26/10	91-59	W(N)
12/21/18	88-49	W(H)
11/25/20	86-60	W(H)
12/16/22	44-51	L(H)

Navy		**1-0**
3/24/13	61-41	W(N)

National College		**3-0**
2/9/82	94-65	W(H)
2/22/83	109-46	W(H)
12/11/84	83-46	W(A)

Nebraska		**2-2**
1/4/84	86-90	L(H)
11/29/97	59-68	L(A)
3/13/99	98-92	W(N)
3/28/10	76-67	W(N)

Nebraska Omaha		**1-0**
11/23/11	81-48	W(H)

New Hampshire		**1-0**
11/17/16	92-43	W(H)

New Mexico		**1-0**
12/6/99	62-52	W(A)

New Orleans		**1-1**
1/30/84	85-68	W(H)
2/1/85	81-86	L(A)

Nicholls State		**1-0**
12/21/04 !	106-51	W(H)

North Alabama		**1-0**
11/11/21	98-56	W(H)

UNC-Asheville		**3-0**
1/24/95	98-76	W(H)
2/1/95	70-55	W(A)
3/19/16	85-31	W(N)

UNC-Chapel Hill		**1-6**
1/7/78	65-73	L(A)
12/31/93	75-80	LOT(N)
11/28/01	64-102	L(A)
11/25/03 !	59-75	L(H)
3/21/11	74-86	L(N)
11/24/18	85-75	W(N)
12/5/24	53-72	L(A)

North Carolina State		**2-5**
3/6/80	63-71	L(A)
12/4/81	67-77	L(A)
3/10/81	75-74	WOT(H)
12/28/84	78-69	W(A)
12/30/95	62-66	L(N)
3/25/19	57-72	L(N)
11/23/23	55-84	L(N)

North Carolina A&T		**2-0**
12/6/05	71-40	W(H)
1/1/09	72-63	W(H)

Northeastern		**2-0**
12/29/97	76-39	W(N)
11/17/11	81-47	W(H)

Northeast Louisiana		**1-0**
12/29/90	73-66	W(A)

Northern Kentucky		**12-4**
1/14/75	68-56	W(H)
12/16/75	55-56	L(A)
11/29/76	60-58	W(A)
11/29/77	83-65	W(A)
2/14/77 !	83-89	L(H)
12/19/78	53-71	L(H)
2/11/78	79-72	W(H)
1/30/79	72-71	W(A)
3/2/79	69-71	L(N)
1/9/80	79-63	W(A)
2/12/80	62-61	W(H)
1/6/81	82-69	W(H)
2/10/81	88-75	W(A)
11/26/90	97-79	W(H)
12/3/14	82-64	W(H)
11/7/24	70-41	W(H)

Northwestern		**2-1**
12/2/95	42-78	L(A)
11/23/03	67-60	W(H)
12/1/04	70-63	W(A)

Notre Dame		**1-1**
11/21/10	81-76	W(H)
12/18/11	83-92	L(A)

Oakland		**1-0**
3/15/07	65-56	W(A)

Ohio State		**10-14**
2/2/75	66-77	L(A)
12/20/75	60-56	W(A)
2/16/76	50-70	L(A)
11/30/77	58-70	L(H)
12/2/78	70-59	W(H)
1/27/80	90-59	W(H)
12/12/81	69-75	L(A)
12/2/82	73-60	W(H)
12/2/83	73-68	W(A)
11/27/84 !	74-61	W(H)
12/30/85	70-66	W(A)
12/12/86	71-76	L(H)
11/29/88	80-82	L(H)
11/28/89	86-89	L3OT(A)
11/28/90	107-73	W(H)
1/7/92	94-101	LOT(A)
12/21/93	81-94	L(H)
12/4/94	59-75	L(A)
11/29/95	67-77	L(H)
12/4/96	66-84	L(A)
12/3/97	68-51	W(H)
11/19/98	92-84	WOT(A)
1/6/07	51-53	L(A)
3/19/17	82-68	L(H)

Ohio		**3-1**
12/2/82	73-60	W(H)
12/28/87	98-85	W(H)
12/3/88	77-80	L(A)
12/21/22	95-86	W(H)

Oklahoma		**5-2**
3/30/10	68-88	L(N)
11/28/14	92-88	WOT(N)
3/20/16	79-58	W(H)
12/1/16	82-68	W(H)
2/2/25	95-86	W(A)
3/7/25	65-69	L(N)
1/11/26	63-57	W(H)

Oklahoma State		**0-1**
12/19/92	57-61	L(N)

Old Dominion		**4-8**
3/11/78	66-82	L(A)
1/28/79	65-81	L(H)
1/20/82	68-91	L(A)
2/5/83	80-66	W(H)
12/29/84	59-66	L(N)
1/28/84	72-81	L(A)
1/13/85	63-64	L(H)
1/10/86	69-74	L(A)
1/23/87	85-70	W(H)
11/18/06	69-55	W(A)
12/28/07	62-71	L(H)
12/2/16	84-65	W(A)

Ole Miss		**20-29**
at Lexington: UM leads 12-11		
at Oxford: UM leads 16-8		
at Neutral Sites: Tied 1-1		
Largest Margin of Victory: +41, UK 82 - UM 41, 2/2/12 (H)		
Largest Margin of Defeat: -31, UM 83 - UK 52, 1/2/97 (A)		
2/9/80	62-79	L(N)
2/1/84	69-59	W(H)
2/3/85	56-82	L(A)
1/8/86 !	69-72	L(H)
1/28/87	64-72	L(A)
2/2/88	67-75	L(H)
1/28/89	52-70	L(A)
1/27/90 !	64-71	L(H)
2/16/91	87-81	W(A)
2/23/92	69-82	L(H)
12/18/93	47-51	L(H)
2/20/93	65-77	L(A)
12/17/95	58-66	L(A)
1/3/96	60-68	L(H)
1/2/97	52-83	L(A)
1/10/98	76-49	L(H)
1/10/99	57-60	L(A)
2/25/99	75-59	W(N)
2/24/2000	59-57	W(A)
2/22/01	54-75	L(H)
2/7/02	66-76	L(A)
1/23/03	83-66	W(H)
2/01/04	88-90	LOT2(A)
1/16/05	70-63	W(H)
1/22/06	81-75	W(A)
2/16/06	65-61	W(H)
1/14/07	65-67	LOT(H)
2/8/07	69-61	W(A)
2/7/08 !	59-54	W(H)
2/1/09	60-69	L(A)
2/4/10	80-66	W(H)
1/27/11	74-68	W(A)
2/2/12	82-41	W(H)
2/28/13	90-65	W(A)
2/13/14	108-78	W(H)
1/4/15	64-58	W(H)
2/23/15	59-67	L(A)
1/21/16	65-73	L(A)
1/26/17	89-57	W(H)
2/22/18	79-71	W(A)
1/13/19	49-55	L(H)
2/20/20	94-52	W(A)
2/4/21	60-72	L(A)
2/28/21	69-73	L(H)
1/23/22 !	63-54	L(H)
2/13/23	74-52	L(A)
2/29/24	45-75	L(H)
2/10/25	57-66	L(A)
2/15/26	74-57	W(H)

Oregon		**0-1**
3/12/80	81-86	L(A)

Oregon State		**1-0**
11/25/04	73-70	W(N)

Pacific		**1-0**
11/29/02	77-61	W(N)

Pepperdine		**2-0**
1/2/91	73-64	W(A)
12/18/12	80-62	W(A)

Pittsburgh		**1-0**
12/18/76	74-67	W(N)

Purdue Fort Wayne		**2-0**
11/21/03	79-59	W(H)
11/18/24	79-67	W(H)

Presbyterian		**1-0**
11/09/21	81-53	W(H)

Princeton		**1-1**
3/23/19	82-77	W(N)
3/19/22	69-62	L(N)

Purdue		**2-2**
12/18/99	40-48	L(N)
12/1/2000	67-87	L(H)
12/14/24	82-52	W(A)
11/18/25	76-35	W(H)

Queens		**1-0**
12/9/24	87-45	W(H)

Radford		**3-0**
11/26/88	89-83	W(H)
12/18/16	59-36	W(H)
11/7/22	82-78	W(H)

Rice		**1-0**
11/13/15	72-39	W(H)

Rhode Island		**1-0**
12/06/18	75-52	W(H)

Rutgers		**3-2**
1/12/80 !	97-78	W(H)
1/11/81	67-69	LOT(A)
2/16/83	89-80	W(A)
1/17/84	74-45	W(H)
11/27/04	60-74	L(N)

Sacred Heart		**1-0**
12/29/18	71-43	W(H)

Sacremento State		**1-0**
11/10/17	101-70	W(H)

Saint Francis (Pa.)		**1-0**
1/2/05	85-73	W(H)

Samford		**5-0**
12/21/11	90-61	W(H)
11/27/16	82-57	W(H)
12/8/19	79-49	W(H)
12/13/20	88-54	W(H)
12/31/23	72/59	W(H)

Sam Houston State		**2-0**
11/23/01	100-55	W(N)
11/25/11	73-52	W(H)

San Francisco		**0-1**
11/29/03	67-59	L(A)

Seton Hall		**1-0**
12/5/81	90-62	W(A)

South Alabama		**1-0**
12/30/07	66-56	W(A)

ALL-TIME SERIES RESULTS

South Carolina 35-44

at Lexington: UK leads 20-15
at Columbia: USC leads 25-11
at Neutral: UK leads 5-3
Largest Margin of Victory:+28, UK 93 - USC 65, 2/21/99 (H)
Largest Margin of Defeat: -46, USC 97 - UK 51, 2/27/03 (A)

1/10/79	41-66	L(H)
1/3/80	61-84	L(A)
1/24/81	70-65	WOT(H)
3/14/81	87-69	W(N)
2/13/82	81-91	L(A)
3/18/82	73-69	W(N)
12/10/83	77-69	W(A)
2/2/83	89-77	W(H)
12/1/84	75-63	W(H)
12/3/91	75-63	W(A)
12/9/92	76-55	W(H)
1/8/94	82-63	W(A)
3/4/94	83-80	W(N)
1/7/95	85-67	W(H)
1/24/96	53-66	L(H)
2/24/96	65-76	L(A)
1/29/97	59-68	L(A)
2/22/97	76-52	W(H)
2/8/98	87-73	W(H)
2/21/98	65-67	L(A)
2/11/99	78-76	W(A)
2/21/99	93-65	W(H)
2/13/2000	73-71	W(H)
2/20/2000	51-64	L(A)
2/11/01	62-70	L(A)
2/18/01	61-59	W(H)
1/20/02	49-78	L(A)
2/10/02	73-74	L(H)
2/2/03	46-49	L(H)
2/27/03	51-97	L(A)
1/25/04	75-61	W(A)
2/26/04	71-54	W(H)
1/30/05	66-50	W(H)
2/24/05	47-60	L(A)
1/8/06	72-60	W(H)
2/9/06	75-71	W(A)
1/4/07	59-55	W(H)
1/28/07	56-66	L(A)
1/24/08	66-62	W(A)
3/2/08 !	57-65	L(H)
2/5/09	61-47	W(H)
3/1/09	70-53	W(A)
1/14/10	71-79	L(A)
2/21/10	71-50	W(H)
1/13/11	66-48	W(H)
2/10/11	61-66	L(A)
1/15/12	66-58	W(A)
2/23/12	53-50	W(H)
1/24/13	50-55	L(A)
2/14/13	78-74	W(H)
1/9/14	59-68	L(A)
2/20/14	58-81	L(H)
3/8/14	68-58	W(N)
1/11/15	60-68	L(A)
3/1/15	67-56	W(H)
1/14/16	62-73	L(H)
2/4/16	68-78	L(A)
3/5/16	63-93	L(N)
2/2/17	75-63	L(H)
2/26/17	95-87	L(A)
3/4/17	89-77	L(N)
1/21/18 !	64-81	L(H)
2/18/18	63-81	L(A)
1/31/19	70-74	L(H)
2/21/19	65-57	W(A)
1/2/20	99-72	L(A)
2/23/20	67-58	L(A)
1/10/21	70-75	L(H)
2/21/21	55-76	L(A)
1/9/22	74-54	L(A)
2/10/22	50-59	L(H)
3/6/22	64-62	W(N)
1/12/23	95-66	L(H)
2/2/23	87-69	L(A)
1/15/24	36-98	L(A)
2/25/24	55-103	L(H)
3/2/25	66-78	L(A)
1/1/26	60-56	L(H)
1/6/26	87-64	L(N)

South Carolina State 1-0

1/5/80	87-72	W(A)

S. Carolina-Upstate 6-0

11/10/07	74-59	W(H)
11/25/12	100-34	W(H)
12/19/21	67-44	W(H)
11/11/23	82-54	W(H)
11/4/24	98-43	W(H)
11/12/25	90-30	W(H)

South Dakota State 0-1

11/26/04	55-57	L(N)

South Florida 3-0

1/14/83	93-65	W(H)
11/29/14	61-57	W(N)
11/22/18	85-63	W(N)

Southern 2-0

12/21/06	70-44	W(H)
11/11/18	91-41	W(H)

Southern Illinois 4-0

1/16/82	74-56	W(H)
12/4/85	66-62	W(H)
11/25/02	79-53	W(H)
11/25/06	78-59	W(N)

Southern Indiana 1-0

11/5/17	87-56	W(H)

Southern Mississippi 3-0

12/28/01	59-44	W(N)
11/27/10	79-60	W(A)
11/19/11	88-7	W(H)

Southern Utah 1-0

1/17/90	98-39	W(H)

SW Missouri St. 1-1

12/22/96	64-58	W(H)
11/21/97	54-74	L(A)

Spalding 1-0

*197137-30	W	

Stetson 3-0

12/20/89	93-58	W(A)
11/22/05	84-38	W(H)
11/13/19	67-48	W(H)

St. John's 2-1

12/6/91	83-77	W(N)
12/29/91	64-73	L(H)
11/26/94	67-54	W(H)

Syracuse 3-0

3/18/81	87-63	W(H)
12/21/95	83-63	W(N)
3/24/14	64-59	W(H)

Temple 1-1

11/17/01	64-55	W(H)
12/13/03	82-86	LOT(A)

Tennessee 17-62

at Lexington: UT leads 23-11
at Knoxville: UT leads 29-4
at Neutral Sites: UT leads 10-2
Largest Margin of Victory: +14, UK 96 - UT 82, 1/24/86 (H)
Largest Margin of Defeat: -72, UT 110 - UK 38, 1/21/01 (H)

1/23/76	67-70	L(A)
11/13/76	53-107	L(A)
1/7/77	57-82	L(H)
1/28/78	90-92	L2OT(H)
2/25/78	66-99	L(A)
3/10/78	60-76	L(N)
1/20/79	66-64	W(H)
2/17/79	51-89	L(A)
2/2/80	83-91	LOT(H)
2/6/81	65-81	L(A)
3/13/81	49-58	L(N)
1/28/82	76-81	L(A)
2/18/82	61-65	L(H)
2/28/82	80-74	W(H)
2/9/83	85-95	L(H)
2/27/83	81-69	W(A)
1/25/84	63-75	L(H)
2/12/84	65-67	L(A)
1/23/85	76-72	WOT(A)
2/13/85	66-77	L(H)
1/24/86	96-82	W(H)
1/11/87	64-76	L(A)
2/18/88	75-99	L(H)
3/5/88	66-100	L(N)
1/21/89	57-101	L(A)
1/22/90	60-76	L(H)
1/12/91	70-80	L(A)
2/8/92	52-77	L(H)
3/8/92	80-94	L(N)
2/6/93	61-85	L(A)
2/18/94	89-95	LOT(H)
2/19/95	41-67	L(A)
3/4/95	62-74	L(N)
1/14/96	45-60	L(H)
1/12/97	61-84	L(A)
1/18/98	65-93	L(H)
1/17/99	60-98	L(A)
1/23/2000	65-71	L(H)
1/30/2000	48-77	L(A)
1/21/01	38-110	L(H)
1/27/01	39-83	L(A)
2/24/02	64-89	L(A)
3/2/03	69-84	L(H)
1/29/04	72-81	L(H)
1/23/05	49-67	L(A)
1/26/06 !	66-63	W(H)
2/11/07	62-84	L(A)
1/17/08	40-65	L(H)
2/3/08	51-79	L(A)
1/8/09	64-69	L(A)
2/19/09	66-56	W(H)
2/25/10	65-81	L(A)
3/7/10	62-70	L(N)
2/7/11	67-73	L(H)
3/6/11	65-90	L(N)
1/12/12	61-60	W(H)
2/13/12	54-91	L(A)
3/3/13	78-65	W(H)
2/16/14	75-71	W(A)
3/9/14	70-71	L(N)
1/29/15	72-73	L(H)
2/15/15	58-72	L(A)
3/7/15	64-75	L(H)
1/25/16	64-63	W(H)
1/1/17	72-65	L(A)
12/31/17 !	49-63	L(H)
1/10/19	73-71	W(A)
1/5/20	80-76	W(H)
3/6/20	86-65	W(N)
1/24/21	53-70	L(A)
2/11/21	71-56	W(H)
1/16/22	84-58	L(A)
3/5/22	83-74	W(N)
2/26/23	83-63	L(H)
3/3/23	80-71	L(N)
1/7/24	69-87	L(A)
3/7/24	62-78	L(N)
2/27/25	82-58	W(H)
1/22/26	60-58	L(A)

UT-Chattanooga 9-0

2/24/75	67-59	W(n/a)
1/21/77	75-58	W(N)
11/30/81	82-51	W(H)
1/22/81	88-64	W(H)
3/20/05	91-54	W(H)
3/18/06	69-59	W(N)
3/19/09	81-76	WOT(H)
11/22/09	65-55	W(H)
12/11/10	79-64	W(A)

UT-Martin 5-0

1/22/77	63-56	W(N)
11/22/98	90-60	W(A)
12/28/99	93-55	W(H)
12/22/09	87-47	W(H)
12/30/10	68-47	W(H)

Tennessee State 6-0

1/15/87	91-65	W(H)
1/30/88	88-70	W(A)
12/22/05	105-45	W(H)
12/28/14	87-75	W(H)
3/20/15	97-52	W(H)
12/28/16	81-39	W(H)

Tennessee Tech 10-6

12/6/7	571-79	L(A)
1/22/75	Forfeit	W(n/a)
3/5/75	68-84	L(n/a)
12/4/76	72-70	W(H)
12/5/77	69-89	L(A)
1/22/77	69-92	L(A)
2/21/78	81-72	W(H)
1/9/82	72-55	W(A)
1/10/83	102-67	W(H)
2/6/85	87-75	W(H)
1/2/86	65-69	LOT(A)
12/7/87	78-69	W(H)
2/7/89	68-88	L(A)
12/7/10	77-53	W(H)
12/3/17	82-54	W(H)
12/3/23	73-67	W(H)

Texas 0-5

3/17/78	60-75	L(N)
11/24/07	60-72	L(N)
2/13/25	49-67	L(H)
2/9/26	64-53	L(A)
3/28/26	76-54	L(N)

Texas A&M 6-11

at Lexington: TAMU leads 5-3
at College Station: TAMU leads 5-3
at Neutral Sites: TAMU leads 1-0
Largest Margin of Victory: +13, UK 71 - TAMU 58, 2/28/16 (A)
Largest Margin of Defeat: -17, TAMU 61 - UK 44, 2/11/24 (H)

1/10/13	65-62	W(H)
2/18/13	70-66	W(A)
3/10/13	67-75	L(N)
2/23/14	83-74	W(A)
2/19/15	69-81	L(H)
2/28/16	71-58	W(A)
1/8/17	77-68	L(H)
1/4/18	70-74	L(A)
1/27/19	71-73	L(A)
2/28/19	55-62	L(H)
1/16/20	76-54	W(H)
1/7/21	60-77	L(A)
2/6/22	73-64	LOT(H)
2/23/23	74-67	L(A)
2/11/24	61-44	L(H)
1/23/25	55-61	L(A)
2/12/26	75-55	W(H)

Texas-Pan American 1-0

1/2/07	77-45	W(H)

Toledo 2-1

3/24/90	85-76	W(N)
11/25/95	88-76	W(H)
12/7/96	54-80	L(A)

Union College 1-0

3/5/75	80-66	W

UCLA 2-4

1/6/78	72-97	L(A)
12/21/81	83-72	W(H)
12/28/94	65-74	L(A)
11/29/98	54-64	L(N)
3/15/99	63-87	L(A)
11/23/18	75-74	WOT(N)

UNC Greensboro 1-0

12/4/22	82-56	W(H)

Valdosta State 1-0

11/27/83	89-69	W(H)

ALL-TIME SERIES RESULTS

Vanderbilt 28-35

at Lexington: UK leads 15-13
at Nashville: VU leads 19-9
at Neutral Sites: UK leads 4-3
Largest Margin of Victory: +23, UK 84 - VU 61, 1/10/81 (H)
Largest Margin of Defeat: -34, VU 84 - UK 50, 1/19/03 (A)

1/10/81	84-61	W(H)
1/26/82	86-76	W(A)
1/23/83	106-85	W(A)
2/12/83	80-71	W(H)
1/22/84	74-77	L(A)
2/20/84	89-70	W(H)
1/5/85	58-57	W(A)
2/20/85	73-78	L(H)
2/5/86	79-70	W(A)
1/21/87	74-71	W(H)
1/28/88	68-83	L(A)
3/4/88	75-67	W(N)
1/6/89	74-68	W(H)
1/7/90	70-79	L(A)
1/20/91	80-63	W(H)
2/12/92	67-93	L(A)
2/23/93	52-65	L(H)
3/6/93	61-68	L(N)
1/12/94	56-83	L(A)
3/5/94	67-72	L(N)
1/26/95	53-82	L(H)
1/11/96	53-58	L(A)
1/8/97	54-65	L(H)
1/7/98	54-64	L(A)
1/7/99	70-69	W(H)
1/13/2000	55-60	LOT(A)
1/11/01	61-91	L(H)
1/10/02	54-71	L(A)
2/21/02	57-73	L(H)
1/19/03	50-84	L(A)
2/9/03	63-85	L(H)
1/08/04	57-65	L(A)
3/4/04	41-60	L(N)
1/27/05	67-73	L(H)
2/23/06	55-72	L(A)
2/1/07	62-63	L(H)
2/14/08	49-66	L(A)
2/8/09	62-72	L(H)
1/10/10	63-53	W(H)
2/14/10	55-68	L(A)
1/23/11	78-68	W(H)
2/20/11	80-71	W(A)
3/5/11	69-56	W(N)
2/20/12	70-61	W(H)
2/10/13	75-53	W(A)
3/8/13	76-65	W(N)
3/2/14	65-63	W(H)
2/8/15	82-68	W(A)
3/5/15	67-61	W(N)
1/28/16	69-71	L(H)
2/14/16	71-55	W(A)
2/5/17	71-63	W(H)
1/15/18	55-70	L(A)
1/03/19	77-55	W(H)
3/1/20	64-70	L(A)
1/17/21	80-73	W(H)
1/27/22	65-57	L(A)
2/17/22	69-65	W(H)
2/19/23	79-59	L(A)
1/11/24	73-95	L(H)
1/5/25	96-78	W(A)
1/5/26	84-83	L(H)
1/22/26	81-79	L(A)

Villanova 1-0

12/30/96	63-54	W(A)

VCU 1-1

1/31/01	57-67	L(H)
12/16/01	66-61	W(A)

Virginia 2-0

11/15/18 !	63-51	W(H)
11/16/19	50-47	W(A)

Virginia Tech 1-2

2/29/88	80-79	W(H)
2/19/89	66-75	L(A)
11/23/22	82-74	L(N)

Wagner 1-0

11/10/13	96-57	W(A)

Wake Forest 1-1

12/30/04 !	66-61	W(H)
12/31/05	77-82	L(A)

Washington 0-2

11/30/02	56-88	L(A)
3/25/16	72-85	L(N)

Washington State 3-0

11/10/06	80-51	W(H)
12/21/16	69-67	W(H)
11/19/17	73-68	W(A)

Western Carolina 1-0

12/18/18	99-39	W(H)

Western Kentucky 16-14

*1922-23	19-27	L(A)
*2/7/24	18-8	W(H)
*1973-74	72-44	W(N)
1974-75	77-56	W(H)
1/16/76	39-74	L(A)
3/4/76	69-71	L(H)
2/11/77	76-66	W(H)
3/4/77	63-71	L(H)
1/30/78	82-84	L(A)
2/8/78	73-52	W(H)
3/5/78	61-49	W(H)
1/24/79	66-67	L(H)
2/21/79	62-58	WOT(A)
1/14/80	99-43	W(H)
2/23/80	82-64	W(A)
1/13/81	77-70	W(A)
2/16/81	95-72	W(H)
12/11/87	56-80	L(A)
1/24/89	75-79	L(H)
12/11/91	67-66	W(A)
1/19/93	62-60	W(H)
12/10/93	77-82	LOT(A)
12/11/94	48-64	L(H)
12/5/95	61-81	L(A)
1/14/97	79-73	W(H)
12/8/97	66-64	WOT(A)
12/1/99	75-48	W(H)
12/8/01	79-84	L(A)
12/7/02	83-88	L(H)
12/22/03	76-63	W(A)
11/30/07 !	74-78	LOT(H)
12/4/08	57-66	L(A)
12/28/24	88-70	W(H)

Western Michigan 2-0

12/22/85	84-60	W(H)
11/23/96	61-44	W(A)

West Virginia AAU 1-0

12/13/75	50-40	W(H)

West Virginia 4-1

11/25/84	70-63	W(H)
12/12/92	73-63	W(N)
3/28/05	75-80	L2OT(H)
12/1/21	83-60	W(H)
3/23/26	74-73	W(A)

Wichita State 2-0

11/29/91	79-58	W(H)
12/20/98	58-51	W(A)

William & Mary 1-0

12/4/07	75-44	W(H)

Winthrop 3-0

1/3/2000	94-39	W(H)
12/11/19 !	91-36	W(H)
11/21/21	92-47	W(H)

Wisconsin 0-2

3/22/07	61-67	L(A)
3/22/09	45-49	L(A)

Wofford 3-0

1/7/08	67-57	W(H)
12/19/20	98-37	W(H)
11/12/24	76-42	W(H)

Wright State 2-0

3/22/14	106-60	W(H)
12/19/25	96-53	W(H)

Xavier 1-6

12/31/99	67-68	L(H)
12/6/2000	62-80	L(A)
12/10/03	60-75	L(H)
12/28/04	67-75	L(A)
3/24/05	67-62	W(H)
1/1/08	46-51	L(H)
12/2/08	44-67	L(A)

Yale 1-0

11/28/08	87-82	W(N)

Note: Varsity records begin in 1974-75 season
** Denotes games played before 1974-75; ! Denotes games played in Rupp Arena*

MISCELLANEOUS STATS

UK IN OVERTIME

- The Wildcats are 32-30 all-time in overtime games.
- The Wildcats are 13-17 in OT against teams currently in the SEC.

Single Overtime Games: 25-25

Date	Site	Opponent	Score	Result
12/19/77	A	Louisville	94-88	W
1/19/78	H	Alabama	62-66	L
11/18/78	N	Miss. Univ.	76-81	L
2/21/79	A	WKU	62-58	W
2/2/80	H	Tennessee	83-91	L
1/11/81	A	Rutgers	67-69	L
1/24/81	H	South Carolina	70-65	W
3/10/81	H	N.C. State	75-74	W
1/30/83	H	Georgia	66-59	W
1/23/85	A	Tennessee	76-72	W
1/2/86	A	Tenn. Tech	65-69	L
1/11/89	A	EKU	83-77	W
1/11/90	H	LSU	79-80	L
1/24/92	H	Arkansas	75-74	W
12/10/93	A	WKU	77-82	L
12/31/93	N	North Carolina	75-80	L
2/18/94	H	Tennessee	89-95	L
1/11/95	A	Louisville	76-77	L
12/8/97	A	WKU	66-64	W
1/14/98	H	LSU (Cincinnati)	74-71	W
11/19/98	A	Ohio State	92-84	W
1/31/99	A	Arkansas	69-74	L
1/13/00	A	Vanderbilt	55-60	L
12/21/02	H	Miami (Ohio)	108-102	W
2/6/03	A	Auburn	56-63	L
12/3/03	H	Louisville (Rupp)	84-80	W
12/13/03	A	Temple	82-86	L
1/9/05	A	Alabama	63-69	L
1/2/06	H	Bowling Green	66-62	W
1/14/07	H	Ole Miss	65-67	L
2/15/07	H	Georgia	72-82	L
11/30/07	H	Western Ky.	74-78	L
3/21/08	H	Middle Tenn.	68-66	W
3/19/09	H	Chattanooga	81-76	W
1/7/10	A	Georgia	60-61	L
3/19/11	N	Hampton (NCAA)	66-62	W
2/7/13	A	Arkansas	80-74	W
2/27/14	A	Mississippi State	81-74	W
11/28/14	N	Oklahoma	92-88	W
11/15/15	A	Arizona State	68-64	W
12/4/16	A	Louisville	69-67	L
12/11/16	H	Arizona St.	73-71	L
2/23/17	H	Miss. State	78-75	W
11/23/18	N	UCLA	75-74	W
3/8/19	N	Missouri	70-68	L
1/3/21	A	Mississippi State	92-86	W
2/6/22	H	Texas A&M	64-73	L
2/1/24	H	Mississippi State	74-77	L
11/16/24	H	Louisville	71-61	W
3/23/25	H	Kansas State	80-79	L

Double Overtime Games: 6-4

12/18/75	A	Gulf Coast	79-77 (2OT)	W
1/28/78	H	Tennessee	90-92 (2OT)	L
3/16/78	N	Kansas	92-87 (2OT)	W
12/28/83	A	Detroit Mercy	107-102 (2OT)	W
2/2/86	A	Auburn	91-90 (2OT)	W
2/23/03	A	Alabama	73-71 (2OT)	W
2/1/04	A	Ole Miss	88-90 (2OT)	L
3/28/05	H	West Virginia	75-80 (2OT)	L
1/25/07	H	Mississippi St.	75-83 (2OT)	L
2/12/15	H	Mississippi St.	92-90 (2OT)	W

Triple Overtime Games: 0-1

11/28/89	A	Ohio State	86-89 (3OT)	L

Four Overtime Games: 1-0

12/6/13	N	Baylor	133-130 (4OT)	W

100-POINT GAMES

- The Wildcats are a perfect 52-0 when scoring 100+ points.
- The Wildcats last hit the century mark in 2026-27, doing so twice that season.
- UK has scored 100+ points five times against schools from the SEC, defeating Alabama, 104-77, on Jan. 18, 1983; Vanderbilt, 106-85, on Jan. 23, 1983; Mississippi State, 106-82, on Jan. 30, 1981 and also, 100-47, on Jan. 27, 2013; and Ole Miss, 108-78, on Feb. 13, 2014.

Date	Site	Opponent	Score
1/17/76	H	Morehead	104-63
11/17/77	A	Memphis State	101-94
12/13/77	H	Murray State	102-64
12/15/79	H	Indiana	102-52
12/17/79	H	Eastern Kentucky	100-77
1/30/81	N	Mississippi State	106-82
3/2/81	H	Marshall	100-60
12/19/82	H	Charleston	106-81
1/10/83	H	Tennessee Tech	102-67
1/18/83	A	Alabama	104-77
1/23/83	A	Vanderbilt	106-85
12/28/83	A	Detroit Mercy	107-102 (2OT)
2/22/84	H	National College	109-46
11/22/85	A	Marshall	102-73
11/29/85	H	Cleveland State	101-63
1/31/86	H	Charleston	111-64
2/8/86	H	Miami (Fla.)	108-53
12/20/87	H	Morehead State	101-83
11/24/89	H	Kentucky State	121-44
11/25/89	H	Missouri	102-84
12/17/89	A	Central Florida	102-58
2/20/90	H	Morehead State	106-71
11/23/90	H	Kent State	114-83
11/24/90	H	Duquesne	101-56
11/28/90	H	Ohio State	107-73
12/7/90	H	Bradley	103-75
12/30/00	H	Florida Atlantic	112-71
11/23/01	N	Sam Houston State	100-55
12/21/02	H	Miami (Ohio)	108-102 (OT)
12/23/02	H	Morris Brown	106-32
12/21/04	H	Nicholls State	106-51
12/22/05	H	Tennessee St.	105-45
12/1/09	H	Miami (Ohio)	107-53
12/20/09	H	Louisville	101-67
12/21/10	H	Arkansas-Pine Bluff	107-35
11/15/11	H	Jacksonville State	100-25
12/11/11	H	Arkansas-Pine Bluff	101-43
11/25/12	H	USC Upstate	100-34
1/17/13	H	Mississippi State	100-47
11/13/13	H	Georgia Southern	103-38
11/21/13	H	Lipscomb	116-49
11/27/13	H	Bradley	117-77
12/6/13	N	Baylor	133-130 (4OT)
12/29/13	H	Grambling State	109-46
2/13/14	H	Ole Miss	108-78
3/22/14	H	Wright State	106-60
11/14/14	H	Appalachian State	111-74
11/18/15	H	Morehead State	112-57
11/10/17	H	Sacremento State	101-70
12/05/17	H	Evansville	100-62
11/6/25	H	Monmouth	104-46
11/28/25	N	Morgan State	101-39

RECORD BY MONTH

Month	Won	Lost	Home	Away	Neutral
November	175	46	121-11	31-20	23-17
December	236	111	144-34	67-61	25-16
January	239	204	150-78	83-120	6-5
February	212	182	131-76	76-101	5-5
March	92	81	26-12	5-11	62-58
April	0	1	0-0	0-0	0-1

Total: 954-627

KENTUCKY IN THE NATIONAL RANKINGS

Kentucky Week-By-Week In The Associated Press Poll

Year	PS		2	3	4	5	6	7	8	9	10	11	12	13	14	15	16	17	18	19	20	Final	Record vs. AP
76-77	--		19	17	18	19	19	19	--	--	--	--	--	--	--	--	--	--	--	--		--	1-2
77-78	--	19	19	--	--	--	T20	--	--	--	--	--	--	--	--	--	--	--	--	--		--	1-4
78-79	--		--	--	--	--	--	--	--	--	--	--	--	--	--	--	--	--	--	--		--	1-3
79-80	--		--	--	--	18	18	--	18	17	17	15	15	15	13	11	13	14	--	--		14	1-2
80-81	--	17	17	14	15	14	14	14	11	9	7	10	10	9	10	10	10	11	11	--		12	2-2
81-82	--	13	12	13	16	16	16	14	10	8	8	11	11	14	17	13	14	14	13	--		13	4-6
82-83	--	8	7	7	5	5	5	5	7	7	7	7	4	7	8	6	11	11	--	--		12	5-3
83-84	--		--	--	--	20	--	--	--	--	--	--	--	--	--	--	--	--	--	--		--	2-8
84-85	--		--	14	14	13	13	13	13	12	15	17	19	19	--	--	--	--	--	--		--	2-3
85-86	--		--	--	--	--	--	--	--	--	--	--	--	--	--	--	--	--	--	--		--	3-3
86-87	--		--	--	--	--	--	--	--	--	--	--	--	--	--	--	--	--	--	--		--	1-8
87-88	--		--	--	--	--	--	--	--	--	--	--	--	--	--	--	--	--	--	--		--	0-6
88-89	--		--	--	--	--	--	--	--	--	--	--	--	--	--	--	--	--	--	--		--	0-5
89-90	--		--	--	--	--	--	25	--	--	--	--	--	--	--	--	--	--	--	--		--	0-5
90-91	--		--	--	--	--	--	--	--	--	--	--	--	--	--	--	--	--	--	--		--	0-5
91-92	--		--	--	--	--	--	--	--	--	--	--	--	--	--	--	--	--	--	--		--	2-7
92-93	--		--	--	--	--	--	24	25	--	25	--	--	--	--	--	--	--	--	--		--	3-4
93-94	--		--	--	--	--	--	--	--	--	--	--	--	--	--	--	--	--	--	--		--	0-8
94-95	--		--	--	--	--	--	--	--	--	--	--	--	--	--	--	--	--	--	--		--	1-7
95-96	--		--	--	--	--	--	--	--	--	--	--	--	--	--	--	--	--	--	--		--	1-9
96-97	--		--	--	--	--	--	--	--	--	--	--	--	--	--	--	--	--	--	--		--	1-7
97-98	--		--	--	--	--	--	--	--	--	--	--	--	--	--	--	--	--	--	--		--	2-4
98-99	--		--	--	--	--	--	--	--	--	--	--	--	--	--	--	--	--	--	--		--	3-6
99-00	--		--	--	--	--	--	--	--	--	--	--	--	--	--	--	--	--	--	--		--	1-8
00-01	--		--	--	--	--	--	--	--	--	--	--	--	--	--	--	--	--	--	--		--	0-10
01-02	--		--	--	--	--	--	--	--	--	--	--	--	--	--	--	--	--	--	--		--	0-8
02-03	--		--	--	--	--	--	--	--	--	--	--	--	--	--	--	--	--	--	--		--	0-8
03-04	--		--	--	--	--	--	--	--	--	--	--	--	--	--	--	--	--	--	--		--	0-7
04-05	--		--	--	--	--	--	--	--	--	--	--	--	--	--	--	--	--	--	--		--	1-5
05-06	--		--	--	--	--	--	--	--	--	--	--	21	--	--	--	--	--	--	--		--	2-5
06-07	--		21	20	24	--	--	--	--	--	--	--	--	--	--	--	--	--	--	--		--	0-7
07-08	rv		rv	--	--	--	--	--	--	--	--	--	--	--	--	--	--	--	--	--		--	3-9
08-09	--		--	--	--	--	--	--	--	--	--	--	--	--	--	--	--	--	--	--		--	1-6
09-10	--		--	--	rv	rv	rv	rv	rv	rv	rv	rv	--	20	17	16	16	19	19	19		19	5-5
10-11	9		9	8	14	13	11	11	10	19	19	17	16	15	19	20	16	17	17	--		17	1-5
11-12	17		17	14	12	10	8	8	6	11	9	6	6	6	7	7	13	10	12	12		12	6-3
12-13	6		6	6	9	9	7	7	7	7	6	6	5	5	8	10	9	T8	10	7		7	8-5
13-14	7		7	7	7	7	5	5	5	6	6	9	10	9	13	15	18	15	12	10		10	6-5
14-15	11		13	9	13	8	8	12	11	19	19	14	10	11	10	11	13	12	11	--		11	6-6
15-16	18		13	12	11	8	8	7	7	10	9	9	12	18	18	16	15	13	12	--		12	8-3
16-17	19		15	20	17	15	19	18	17	24	rv	rv	rv	25	rv	rv	22	20	19	--		19	3-7
17-18	rv		25	22	20	20	rv	rv	--	--	--	--	--	--	--	--	--	--	--	--		--	0-11
18-19	--		--	--	25	19	18	18	18	16	16	16	15	19	19	17	16	11	13	18	17	17	4-6
19-20	13		13	13	14	15	14	14	13	13	14	11	12	13	15	18	14	15	16	16		16	3-5
20-21	11		11	11	9	9	13	13	10	12	12	15	15	20	17	19	17	18	--	--		18	5-6
21-22	13		19	20	16	14	19	22	20	21	19	23	--	--	--	--	--	--	16	15		15	4-7
22-23	--		--	--	--	--	--	--	--	--	--	--	--	--	--	--	--	--	--	--		--	0-5
23-24	--		--	--	--	--	--	--	--	--	--	--	--	--	--	--	--	--	--	--		--	0-6
24-25	22		20	15	14	14	16	16	16	16	15	12	11	12	11	8	14	15	12	13	13	16	5-6
25-26	24		14	20	16	17	15	12	11	11	6	7	11	18	16	18	16	16	17	16	16	14	6-8
Total																							**113-290**

*The poll was launched at the Philadelphia Inquirer with the start of the 1976-77 season. In 1989-90, the poll increased from 20 to 25 teams. Release dates and the number of weekly rankings per season varied from year-to-year. *Dates do not include preseason rankings; PS - Preseason rankings; # - Record vs. Ranked Opponents; rv - receiving votes*

UK ALL-TIME VS. AP-RANKED OPPONENTS

Alabam 3-6
Arizona State 1-1
Arkansas 2-7
Auburn.....5-16
Baylor 2-3
California 0-1
Cincinnati.....0-1
Colorado 0-1
Connecticut 1-4
Dayton.....1-0
Delaware 1-0
DePaul 0-1
Duke 2-5
Florida 3-8
George Washington ..0-2
Georgia.....15-28
Green Bay.....1-0
Illinois 1-1
Immaculata.....1-0
Indiana.....1-1
Iowa.....0-1
Kansas.....1-0
Kansas State 0-1
LSU 5-24
Louisiana Tech.....0-3
Louisville.....6-8
Maryland 0-1
Memphis State 0-1
Miami (Fla.) 1-0
Michigan State 1-1
Mississippi State.....6-7
Missouri.....2-1
Miss. U for Women ...0-1
Nebraska 1-1
North Carolina.....0-5
Notre Dame.....1-1
NC State.....1-4
Ohio State.....2-5
Oklahoma 4-2
Old Dominion 1-5
Ole Miss.....0-1
Princeton 0-1
Purdue 0-2
Rutgers 3-2
South Carolina.....8-30
South Florida 1-0
Tennessee 15-52
Tennessee Tech.....1-2
Texas 0-4
Texas A&M 5-6
UCLA.....0-2
Vanderbilt.....2-24
Virginia Tech 0-1
West Virginia 1-0
Western Kentucky 4-4
Xavier.....0-2
Total..... 113-290

KENTUCKY IN THE NATIONAL RANKINGS

Kentucky Week-By-Week In The Coaches Poll

Year	PS	2	3	4	5	6	7	8	9	10	11	12	13	14	15	16	17	18	19	20	Final
84-85	--	N/A	N/A	N/A	N/A	N/A	N/A	N/A	N/A	N/A	14	16	19	16	25	23	--	--	--	--	--
85-86	--	--	--	21	20	21	23	22	23	T23	24	24	23	23	--	--	--	--	--	--	--
86-87	--	--	--	25	20	--	--	--	--	--	--	--	--	--	--	--	--	--	--	--	--
87-88	--	--	--	--	--	--	--	--	--	--	--	--	--	--	--	--	--	--	--	--	--
88-89	--	--	--	--	--	--	--	--	--	--	--	--	--	--	--	--	--	--	--	--	--
89-90	--	--	--	--	--	--	--	25	--	--	--	--	--	--	--	--	--	--	--	--	--
90-91	--	--	--	--	--	--	--	--	--	--	--	--	--	--	--	--	--	--	--	--	--
91-92	--	--	--	--	--	--	--	--	--	--	--	--	--	--	--	--	--	--	--	--	--
92-93	--	--	--	--	--	--	23	23	23	23	--	--	--	--	--	--	--	--	--	--	--
93-94	--	--	--	--	--	--	--	--	--	--	--	--	--	--	--	--	--	--	--	--	--
94-95	--	--	--	--	--	--	--	--	--	--	--	--	--	--	--	--	--	--	--	--	--
95-96	--	--	--	--	--	--	--	--	--	--	--	--	--	--	--	--	--	--	--	--	--
96-97	--	--	--	--	--	--	--	--	--	--	--	--	--	--	--	--	--	--	--	--	--
97-98	--	--	--	--	--	--	--	--	--	--	--	--	--	--	--	--	--	--	--	--	--
98-99	--	--	--	--	--	--	--	--	--	--	--	--	--	--	--	--	--	--	--	--	--
99-00	--	--	--	--	--	--	--	--	--	--	--	--	--	--	--	--	--	--	--	--	--
00-01	--	--	--	--	--	--	--	--	--	--	--	--	--	--	--	--	--	--	--	--	--
01-02	--	--	--	--	--	--	--	--	--	--	--	--	--	--	--	--	--	--	--	--	--
02-03	--	--	--	--	--	--	--	--	--	--	--	--	--	--	--	--	--	--	--	--	--
03-04	--	--	--	--	--	--	--	--	--	--	--	--	--	--	--	--	--	--	--	--	--
04-05	--	--	--	--	--	--	--	--	--	--	--	--	--	--	--	--	--	--	--	--	--
05-06	--	--	--	--	--	--	--	--	--	--	--	23	--	--	--	--	--	--	--	--	--
06-07	16	24	24	--	--	--	--	--	--	--	--	--	--	--	--	--	--	--	--	--	--
07-08	--	--	--	--	--	--	--	--	--	--	--	--	--	--	--	--	--	--	--	--	--
08-09	--	--	--	--	--	--	--	--	--	--	--	--	--	--	--	--	--	--	--	--	--
09-10	--	--	--	--	--	--	--	--	--	--	25	23	18	16	16	14	18	16	15	T9	T9
10-11	10	10	9	9	14	13	11	11	10	19	19	18	18	18	19	20	16	16	22	22	22
11-12	15	13	11	10	10	7	8	6	9	8	6	6	5	7	8	10	9	11	11	8	8
12-13	7	7	8	8	6	6	6	6	6	5	4	7	8	7	7	10	7	7	7	8	8
13-14	8	8	7	7	6	6	6	6	6	10	12	8	12	13	18	15	15	13	11	11	11
14-15	10	9	10	13	8	8	13	11	11	11	14	10	12	10	10	15	11	11	11	16	16
15-16	17	13	11	10	8	8	7	7	9	9	9	12	18	18	16	14	13	13	--	13	15
16-17	19	19	24	20	17	23	24	23	rv	--	--	--	rv	--	--	rv	24	24	--	25	25
17-18	rv	rv	22	23	rv	rv	--	--	--	--	--	--	--	--	--	--	--	--	--	--	--
18-19	rv	rv	25	19	20	18	17	15	16	15	12	15	17	18	17	13	14	17	17	21	21
19-20	16	14	14	14	11	13	13	13	14	11	13	13	15	19	16	16	18	18	--	18	18
20-21	12	--	9	9	12	11	8	11	12	14	14	18	17	17	19	19	19	--	--	21	21
21-22	13	17	18	14	19	21	20	20	20	22	rv	--	--	--	--	--	22	22	--	rv	rv
22-23	rv	--	--	--	--	--	--	--	--	--	--	--	--	--	--	--	--	--	--	--	--
23-24	--	--	--	--	--	--	--	--	--	--	--	--	--	--	--	--	--	--	--	--	--
24-25	22	19	16	16	16	16	15	15	16	16	12	11	13	11	13	14	14	13	12	12	13
25-26	20	17	18	15	16	15	13	12	12	7	9	12	18	16	19	18	18	19	17	17	17

Beginning with the 1985-86 season, the USA Today/ESPN poll has selected its Top 25 teams after the NCAA Championship game. USA Today's voting panel consists of 40 coaches representing a geographical mix of the nation and representing each of the nine Women's Basketball Coaches Association's districts. In 1993, USA Today joined with Cable News Network (CNN) to compile the poll. In 1998, ESPN replaced CNN as USA Today's partner in compiling the poll.

RANKED CONTESTS BY RANK

UK UPSETS AGAINST HIGHER RANKED TEAMS

Date	Opponent	UK	Opp.	Site	Score	Pt. Diff.
12/4/76	Tenn.Tech	NR	4	H	72-70	2
1/15/78	Immaculata	NR	17	H	74-64	10
1/20/79	Tennessee	NR	4	H	66-64	2
1/15/80	Rutgers	NR	7	H	97-78	19
1/3/82	Georgia	14	11	H	62-59	3
2/28/82	Tennessee	13	11	H	80-74	6
3/18/82	So. Carolina	14	12	N	73-69	4
2/5/83	ODU	7	6	H	80-66	14
12/2/83	Ohio State	NR	16	A	73-68	5
1/29/85	Georgia	17	5	H	61-57	4
2/2/86	Auburn	NR	11	A	91-90 (2OT)	1
1/21/87	Vanderbilt	NR	11	H	74-71	3
12/11/91	Western Ky.	NR	8	A	67-66	1
3/7/92	Alabama	NR	17	N	95-87	8
12/5/92	Connecticut	NR	21	H	75-54	21
12/31/92	Kansas	NR	25	H	71-61	10
1/19/93	Western Ky.	NR	17	H	62-60	2
1/4/95	Florida	NR	16	H	63-55	8
1/28/96	Arkansas	NR	22	H	69-65	4
1/14/97	Western Ky.	NR	18	H	79-73	6
12/8/97	Western Ky.	NR	14	A	66-64 (OT)	2
12/14/97	Auburn	NR	16	H	68-67	1
2/7/99	Georgia	NR	8	H	80-76	4
2/26/99	LSU	NR	17	N	81-71	10
1/24/99	Alabama	NR	18	H	76-72	4
1/6/00	Auburn	NR	5	H	71-69	2
1/13/05	Georgia	NR	18	H	71-63	8
1/26/06	Tennessee	NR	1	H	66-63	3
3/3/06	Florida	NR	23	N	88-70	18
1/20/08	Auburn	NR	18	H	62-55	7
1/31/08	Georgia	NR	14	A	47-44	3
3/7/08	Georgia	NR	21	N	57-50	7
2/19/09	Tennessee	NR	13	H	66-56	10
1/10/10	Vanderbilt	NR	17	H	63-53	10
1/28/10	LSU	NR	18	A	71-62	9
3/28/10	Nebraska	19	4	N	76-67	9
12/4/11	Louisville	12	10	H	74-54	10
12/8/11	Duke	10	6	H	72-65	7
1/12/12	Tennessee	8	6	H	61-60	1
3/19/12	Green Bay	12	10	N	65-62	3
12/2/12	Louisville	9	7	A	48-47	1
3/3/13	Tennessee	10	8	H	78-65	13
12/1/13	Louisville	7	3	H	69-64	5
2/16/14	Tennessee	18	8	A	75-71	4
3/8/14	So. Carolina	12	5	N	68-58	10
11/17/14	Baylor	11	8	H	74-64	10
12/7/14	Louisville	13	7	A	77-68	9
3/1/15	So. Carolina	13	2	H	67-56	11
3/6/15	Miss. State	12	11	N	76-67	9
11/15/15	Arizona State	18	15	A	68-64 (OT)	4
2/18/16	Miss. State	16	14	A	83-60	23
2/28/16	Texas A&M	11	15	A	71-58	13
11/11/16	Miami (Fla.)	19	14	H	82-66	16
12/1/16	Oklahoma	17	12	H	82-68	14
2/23/17	Miss. State	22	3	H	78-75 (OT)	3
11/22/18	USF	NR	17	N	85-63	22
1/10/19	Tennessee	16	13	A	73-71	2
2/21/19	South Carolina	16	13	A	65-57	7
2/16/20	Miss. State	18	6	H	73-62	11
12/31/20	Arkansas	13	10	H	75-64	11
1/3/21	Miss. State	13	12	A	92-86	6
2/11/21	Tennessee	20	16	H	71-56	15
2/25/21	Georgia	19	17	A	62-58	4
3/4/22	LSU	NR	6	N	78-63	15
3/5/22	Tennessee	NR	18	N	83-74	9
3/6/22	South Carolina	NR	1	N	64-62	2
11/16/25	Louisville	20	18	H	71-61 (OT)	10
2/27/25	Tennessee	15	11	H	82-58	24
1/1/26	LSU	11	5	A	80-78	2
1/11/26	Oklahoma	6	5	H	63-58	5
2/15/26	Ole Miss	18	14	H	74-57	17
3/23/26	West Virginia	16	11	A	74-73	1

UK VS. ALL OPPONENTS WHEN OPPONENTS ARE RANKED

#1 (2-24)

Date	Opponent	UK	Opp.	Site	W/L	Score	Pt. Diff.
2/25/78	Tennessee	NR	1	A	L	66-69	3
3/10/78	Tennessee	NR	1	H	L	60-76	16
1/28/79	ODU	NR	1	H	L	65-81	16
3/20/82	La. Tech	14	1	A	L	60-82	22
12/29/84	ODU	13	1	N	L	59-66	7
1/13/85	ODU	12	1	H	L	63-64	1
2/25/89	Auburn	NR	1	N	L	70-89	19
2/6/93	Tennessee	NR	1	A	L	61-85	24
2/20/94	Tennessee	NR	1	H	L	89-95 (OT)	6
2/13/96	Georgia	NR	1	A	L	55-75	20
1/18/98	Tennessee	NR	1	H	L	65-93	28
1/17/99	Tennessee	NR	1	A	L	60-98	38
11/24/99	Connecticut	NR	1	A	L	62-68	6
1/29/04	Tennessee	NR	1	H	L	72-81	9
2/17/05	LSU	NR	1	A	L	58-81	23
1/26/06	Tennessee	NR	1	H	W	66-63	3
11/13/12	Baylor	6	1	A	L	51-85	34
1/11/15	So. Carolina	10	1	A	L	60-68	8
2/23/20	So. Carolina	14	1	H	L	67-58	9
1/9/22	So. Carolina	21	1	A	L	74-54	20
2/10/22	So. Carolina	NR	1	H	L	59-50	9
3/6/22	So. Carolina	NR	1	N	W	64-62	2
1/12/23	So. Carolina	NR	1	H	L	95-66	29
2/2/23	So. Carolina	NR	1	A	L	87-69	18
1/15/24	So. Carolina	NR	1	A	L	98-36	62
2/25/24	So. Carolina	NR	1	H	L	103-55	48

#2 (1-23)

Date	Opponent	UK	Opp.	Site	W/L	Score	Pt. Diff.
2/23/86	Georgia	NR	2	A	L	67-113	46
1/11/87	Tennessee	NR	2	H	L	64-76	12
2/3/87	Auburn	NR	2	H	L	53-72	19
1/4/88	La. Tech	NR	2	A	L	63-95	32
1/21/89	Tennessee	NR	2	A	L	57-101	44
3/8/92	Tennessee	NR	2	N	L	80-94	14
2/19/95	Tennessee	NR	2	A	L	41-67	26
3/4/95	Tennessee	NR	2	N	L	62-74	12
1/11/96	Vanderbilt	NR	2	A	L	53-58	5
1/23/00	Tennessee	NR	2	H	L	65-71	6
3/3/00	Georgia	NR	2	N	L	45-63	18
1/21/01	Tennessee	NR	2	H	L	38-110	72
1/16/03	LSU	NR	2	A	L	39-82	43
1/17/08	Tennessee	NR	2	H	L	40-65	25
2/3/08	Tennessee	NR	2	A	L	51-79	28
12/22/13	Duke	5	2	H	L	61-69	8
3/1/15	So. Carolina	13	2	H	W	67-56	11
1/14/16	So. Carolina	9	2	H	L	53-64	11
2/4/16	So. Carolina	18	2	A	L	68-78	10
3/5/16	So. Carolina	13	2	N	L	93-63	30
2/11/18	Miss. State	NR	2	A	L	74-55	19
2/25/18	Miss. State	NR	2	H	L	85-63	22
3/2/18	Miss. State	NR	2	N	L	81-57	23
2/21/21	So. Carolina	17	2	A	L	76-55	21

#3 (2-24)

Date	Opponent	UK	Opp.	Site	W/L	Score	Pt. Diff.
1/28/78	Tennessee	NR	3	H	L	90-92 (OT)	2
1/11/81	Rutgers	14	3	A	L	67-69 (OT)	2
1/7/84	Georgia	NR	3	H	L	68-69	1
2/14/88	Auburn	NR	3	A	L	57-93	36
2/18/88	Tennessee	NR	3	H	L	75-99	24
3/5/88	Tennessee	NR	3	N	L	66-100	44
1/22/90	Tennessee	NR	3	H	L	60-76	16
3/7/93	Vanderbilt	NR	3	N	L	61-68	7
2/17/00	Georgia	NR	3	H	L	69-73	4
1/27/01	Tennessee	NR	3	A	L	39-83	44
3/2/03	Tennessee	NR	3	H	L	69-84	15
12/18/05	LSU	NR	3	H	L	36-66	30
3/4/06	LSU	NR	3	N	L	52-79	27
2/11/07	Tennessee	NR	3	A	L	62-84	22
1/4/11	Duke	10	3	A	L	48-54	6
12/18/11	Notre Dame	8	3	A	L	83-92	9
3/27/12	UConn	12	3	N	L	65-80	15
4/1/13	UConn	7	3	N	L	53-83	30
12/1/13	Louisville	7	3	H	W	69-64	5
2/23/17	Miss. State	22	3	H	W	78-75 (OT)	3
12/17/17	Louisville	RV	3	H	L	87-63	24
11/24/23	Colorado	NR	3	N	L	96-53	43
2/13/25	Texas	8	3	H	L	67-49	18
3/1/26	S. Carolina	16	3	H	L	60-56	4
3/6/26	S. Carolina	17	3	N	L	87-64	23
3/28/26	Texas	16	3	N	L	76-54	22

#4 (3-17)

Date	Opponent	UK	Opp.	Site	W/L	Score	Pt. Diff.
12/4/76	Tenn. Tech	NR	4	H	W	72-70	2
1/20/79	Tennessee	NR	4	H	W	66-64	2
2/5/84	Georgia	NR	4	A	L	61-87	26
2/3/90	Georgia	NR	4	A	L	75-78	3
1/12/91	Tennessee	NR	4	A	L	70-80	10
2/3/91	Georgia	NR	4	H	L	71-87	16
2/8/92	Tennessee	NR	4	H	L	52-77	25
1/14/96	Tennessee	NR	4	H	L	45-60	15
1/22/97	Alabama	NR	4	N	L	62-78	16
1/30/00	Tennessee	NR	4	A	L	48-77	29
2/24/02	Tennessee	NR	4	A	L	64-89	25
2/25/10	Tennessee	16	4	A	L	65-81	16
3/7/10	Tennessee	19	4	N	L	62-70	8
3/28/10	Nebraska	19	4	N	W	76-67	9
2/7/11	Tennessee	15	4	H	L	67-73	6
3/6/11	Tennessee	16	4	N	L	65-90	25
2/20/14	So. Carolina	16	4	H	L	58-81	23
2/2/17	So. Carolina	25	4	H	L	75-63	12
1/2/20	So. Carolina	13	4	A	L	99-72	27
2/9/26	Texas	18	4	A	L	64-53	11

#5 (5-12)

Date	Opponent	UK	Opp.	Site	W/L	Score	Pt. Diff.
1/29/85	Georgia	17	5	H	W	61-57	4
1/3/87	La. Tech	NR	5	H	L	63-64	1
3/5/87	Georgia	NR	5	N	L	64-67	3
2/4/89	Georgia	NR	5	H	L	72-90	18
2/23/93	Vanderbilt	NR	5	H	L	52-65	13
1/6/00	Auburn	NR	5	H	W	71-69	2
2/15/01	Georgia	NR	5	A	L	58-91	33
3/8/14	So. Carolina	12	5	N	W	68-58	10
3/29/14	Baylor	10	5	N	L	72-90	18
3/7/15	Tennessee	12	5	N	L	64-75	11
3/4/17	So. Carolina	20	5	N	L	89-77	12
12/09/18	Louisville	19	5	A	L	75-80	5
1/10/21	So. Carolina	10	5	H	L	75-70	5
1/16/22	Tennessee	19	5	A	L	84-58	26
1/1/26	LSU	11	5	A	W	80-78	2
1/11/26	Oklahoma	6	5	H	W	63-58	5
2/22/26	Vanderbilt	16	5	A	L	81-79	2

#6 (5-18)

Date	Opponent	UK	Opp.	Site	W/L	Score	Pt. Diff.
1/22/77	Tenn. Tech	19	6	A	L	69-92	23
2/17/79	Tennessee	NR	6	A	L	51-89	38
2/2/80	Tennessee	17	6	H	L	83-91 (OT)	8
2/5/83	ODU	7	6	H	W	80-66	14
2/9/83	Tennessee	4	6	H	L	85-95	10
2/12/84	Tennessee	NR	6	A	L	65-67	2
2/17/85	Georgia	NR	6	A	L	65-87	22
2/27/87	Georgia	NR	6	A	L	64-73	9
12/31/93	UNC	NR	6	N	L	75-80 (OT)	5
1/12/94	Vanderbilt	NR	6	A	L	56-83	27
2/8/97	Georgia	NR	6	H	L	62-80	18
1/7/98	Vanderbilt	NR	6	A	L	54-64	10
12/1/00	Purdue	NR	6	H	L	67-87	20
2/21/02	Vanderbilt	NR	6	H	L	57-73	16
2/21/08	LSU	NR	6	A	L	48-52	4
12/8/11	Duke	10	6	H	W	72-65	7
1/12/12	Tennessee	8	6	H	W	61-60	1
3/9/14	Tennessee	12	6	N	L	70-71	1
1/29/15	Tennessee	10	6	H	L	72-73	1
2/15/15	Tennessee	10	6	A	L	58-72	14
2/16/20	Miss. State	18	6	H	W	73-62	11
3/4/22	LSU	NR	6	N	W	78-63	15
3/2/25	So. Carolina	15	6	A	L	78-66	12

#7 (3-15)

Date	Opponent	UK	Opp.	Site	W/L	Score	Pt. Diff.
1/15/80	Rutgers	NR	7	H	W	97-78	19
1/20/82	ODU	8	7	A	L	68-91	23
1/30/91	Auburn	NR	7	H	L	65-72	7
1/23/05	Tennessee	NR	7	A	L	49-67	18
1/6/07	Ohio State	NR	7	A	L	51-53	2
3/8/08	LSU	NR	7	N	L	49-66	17
12/2/12	Louisville	9	7	A	W	48-47	1
12/7/14	Louisville	13	7	A	W	77-68	9
12/4/16	Louisville	17	7	A	L	69-67 (OT)	2
2/26/17	So. Carolina	22	7	A	L	95-87	8
12/31/17	Tennessee	NR	7	H	L	63-49	14
1/06/19	Miss. State	16	7	A	L	71-86	15
12/15/19	Louisville	14	7	H	L	67-66	1
12/12/22	Louisville	19	7	A	L	64-58	6
1/8/23	LSU	NR	7	H	L	67-48	19
2/23/25	LSU	14	7	H	L	65-58	7
11/26/25	Maryland	16	7	N	L	74-66	8
2/5/26	Vanderbilt	16	7	H	L	84-83	1

RANKED CONTESTS BY RANK

#8 (6-6)

Date	Opponent	UK	Opp.	Site	W/L	Score	Pt. Diff.
2/27/83	Tennessee	6	8	A	W	81-69	12
12/11/91	Western Ky.	NR	8	A	W	67-66	1
1/8/97	Vanderbilt	NR	8	H	L	54-65	11
2/7/99	Georgia	NR	8	H	W	80-76	4
1/10/02	Vanderbilt	NR	8	A	L	54-71	17
1/18/07	LSU	NR	8	A	L	58-76	18
3/3/13	Tennessee	10	8	H	W	78-65	13
2/16/14	Tennessee	18	8	A	W	75-71	4
11/17/14	Baylor	11	8	H	W	74-64	10
2/18/18	So. Carolina	NR	8	A	L	81-63	18
1/7/21	Texas A&M	10	8	A	L	77-60	17
11/14/21	Indiana	13	8	A	L	88-67	21

#9 (1-12)

Date	Opponent	UK	Opp.	Site	W/L	Score	Pt. Diff.
12/4/81	N.C. State	12	9	A	L	67-77	10
3/3/84	LSU	NR	9	N	L	81-91	10
1/17/87	LSU	NR	9	A	L	73-83	10
11/23/91	Iowa	NR	9	H	L	74-68	6
1/16/93	Auburn	NR	9	H	L	49-52	3
1/26/95	Vanderbilt	NR	9	H	L	53-82	29
1/12/97	Tennessee	NR	9	A	L	61-84	23
2/10/02	So. Carolina	NR	9	H	L	73-74	1
1/27/08	LSU	NR	9	H	L	46-72	26
12/6/13	Baylor	5	9	N	W	133-130 (4OT)	3
11/30/17	Baylor	20	9	A	L	90-63	27
3/7/20	Miss. State	16	9	N	L	77-59	18
3/3/24	LSU	NR	9	A	L	77-56	21

#10 (5-10)

Date	Opponent	UK	Opp.	Site	W/L	Score	Pt. Diff.
1/31/82	Memphis St.	11	10	H	L	69-70	1
1/30/83	Georgia	7	10	H	W	66-59	7
3/1/86	LSU	NR	10	N	L	66-77	11
2/12/92	Vanderbilt	NR	10	A	L	67-93	26
2/13/97	Florida	NR	10	H	L	53-77	24
3/2/07	Georgia	NR	10	N	L	40-72	32
12/4/11	Louisville	12	10	H	W	74-54	10
3/19/12	Green Bay	12	10	N	W	65-62	3
2/18/13	Texas A&M	9	10	A	W	70-66	4
1/9/14	So. Carolina	9	10	A	L	59-68	9
1/21/18	So. Carolina	NR	10	H	L	81-64	17
3/25/19	NC State	17	10	A	L	57-72	5
12/31/20	Arkansas	13	10	H	W	75-64	11
11/23/23	NC State	NR	10	N	L	84-55	29
3/7/25	Oklahoma	12	10	N	L	69-65	4

#11 (9-10)

Date	Opponent	UK	Opp.	Site	W/L	Score	Pt. Diff.
12/5/77	Tenn. Tech	19	11	A	L	69-89	20
1/3/80	So. Carolina	18	11	A	L	61-84	23
2/6/81	Tennessee	10	11	A	L	65-81	16
1/3/82	Georgia	14	11	H	W	62-59	3
2/28/82	Tennessee	13	11	H	W	80-74	6
1/25/84	Tennessee	NR	11	H	L	63-75	12
1/24/86	Tennessee	NR	11	H	W	96-82	14
2/2/86	Auburn	NR	11	A	W	91-90 (2 OT)	1
1/21/87	Vanderbilt	NR	11	H	W	74-71	3
12/11/87	Western Ky.	NR	11	A	L	56-80	24
2/24/90	Auburn	NR	11	A	L	60-68	8
1/22/95	Georgia	NR	11	H	L	57-68	11
2/15/07	Georgia	NR	11	H	L	72-82 (OT)	10
2/13/12	Tennessee	7	11	A	L	54-91	37
3/6/15	Miss. State	12	11	N	W	76-67	9
2/28/16	Texas A&M	15	11	A	W	71-58	13
3/19/17	Ohio State	18	11	H	L	82-68	14
2/27/25	Tennessee	15	11	H	W	82-58	24
3/23/26	W. Virginia	16	11	A	W	74-73	1

#12 (6-11)

Date	Opponent	UK	Opp.	Site	W/L	Score	Pt. Diff.
3/18/82	So. Carolina	14	12	N	W	73-69	4
2/20/83	Georgia	8	12	A	L	81-99	18
1/28/86	LSU	NR	12	H	L	63-76	13
3/2/91	LSU	NR	12	N	L	79-96	17
12/14/91	GWash	NR	12	A	L	62-71	9
1/4/98	Florida	NR	12	A	L	58-100	42
11/29/98	UCLA	NR	12	N	L	54-64	10
12/18/99	Purdue	NR	12	N	L	40-48	8
1/18/01	LSU	NR	12	A	L	64-87	23
1/11/04	Georgia	NR	12	H	L	53-74	21
3/30/10	Oklahoma	19	12	N	L	68-88	20
11/21/10	Notre Dame	9	12	H	W	81-76	5
3/9/13	Georgia	7	12	N	W	60-38	22
12/1/16	Oklahoma	17	12	H	W	82-68	14
1/16/20	Texas A&M	11	12	H	W	76-54	22
1/3/21	Miss. State	13	12	A	W	92-86	6
1/30/22	LSU	NR	12	A	L	78-69	9

#13 (8-9)

Date	Opponent	UK	Opp.	Site	W/L	Score	Pt. Diff.
1/24/81	So. Carolina	9	13	H	W	70-65 (OT)	5
2/18/82	Tennessee	14	13	H	L	61-65	4
2/16/83	Rutgers	7	13	A	W	89-80	9
12/12/86	Ohio State	NR	13	H	L	71-76	5
2/7/88	Georgia	NR	13	A	L	70-86	16
3/5/94	Vanderbilt	NR	13	N	L	67-72	5
1/25/97	Arkansas	NR	13	A	L	55-88	33
2/13/03	Arkansas	NR	13	H	L	60-70	10
11/25/03	UNC	NR	13	H	L	59-75	16
2/19/09	Tennessee	NR	13	H	W	66-56	10
2/3/13	Georgia	8	13	H	L	71-75	4
12/21/14	Duke	8	13	A	L	68-89	21
2/12/15	Miss. State	10	13	H	W	92-90 (2OT)	2
12/20/15	Duke	8	13	H	W	71-61	10
1/10/19	Tennessee	16	13	A	W	73-71	2
2/21/19	So. Carolina	16	13	A	W	65-57	8
12/6/20	Indiana	11	13	H	W	72-68	4
2/2/25	Oklahoma	12	13	A	W	95-86	9

#14 (8-14)

Date	Opponent	UK	Opp.	Site	W/L	Score	Pt. Diff.
3/10/81	N.C. State	10	14	H	W	75-74 (OT)	1
2/18/83	Auburn	7	14	H	W	77-55	22
3/3/83	Auburn	6	14	N	L	70-85	15
12/30/85	Ohio State	NR	14	A	W	70-66	4
12/21/93	Ohio State	NR	14	H	L	81-94	13
12/30/95	N.C. State	NR	14	N	L	62-66	4
11/29/97	Nebraska	NR	14	A	L	59-68	9
12/8/97	Western Ky.	NR	14	A	W	66-64 (OT)	2
1/28/98	Florida	NR	14	H	L	63-70	7
2/27/99	Georgia	NR	14	H	L	62-68	6
1/20/00	LSU	NR	14	H	L	59-66	7
1/7/01	Florida	NR	14	H	L	48-85	37
2/14/02	Florida	NR	14	A	L	59-81	22
1/18/04	LSU	NR	14	H	L	69-70	1
2/2/06	Georgia	21	14	A	L	57-91	34
11/14/07	GWash.	NR	14	A	L	65-76	11
3/21/11	UNC	17	14	N	L	74-86	12
2/2/14	LSU	13	14	H	W	63-56	7
2/18/16	Miss. State	16	14	A	W	83-60	23
11/11/16	Miami (Fla.)	19	14	H	W	82-66	16
11/21/22	Virginia Tech	NR	14	N	L	82-74	8
2/15/26	Ole Miss	18	14	H	W	74-47	17

#15 (6-6)

Date	Opponent	UK	Opp.	Site	W/L	Score	Pt. Diff.
2/6/82	Georgia	11	15	A	W	77-76	1
2/28/84	Auburn	NR	15	A	L	63-83	20
11/27/84	Ohio State	NR	15	H	W	74-61	13
3/14/99	UCLA	NR	15	N	L	63-87	24
2/1/07	Vanderbilt	NR	15	H	L	62-63	1
1/19/12	Georgia	6	15	A	W	69-64	5
3/30/13	Delaware	7	15	N	W	69-62	7
2/19/15	Texas A&M	11	15	H	L	69-81	12
11/15/15	Arizona St.	18	15	A	W	68-64 (OT)	4
12/29/16	Duke	17	15	A	L	69-54	15
2/8/18	Missouri	NR	15	A	L	83-78	5
1/6/22	Georgia	21	15	H	W	84-76	8

#16 (6-14)

Date	Opponent	UK	Opp.	Site	W/L	Score	Pt. Diff.
12/7/76	Tennessee	18	16	H	L	57-82	25
11/18/78	Miss. U./W	NR	16	N	L	76-81 (OT)	5
12/2/83	Ohio State	NR	16	A	W	73-68	5
12/20/83	Alabama	20	16	H	L	49-78	29
1/11/90	LSU	NR	16	H	L	79-80 (OT)	1
1/4/95	Florida	NR	16	H	W	63-55	8
12/29/95	Duke	NR	16	N	L	54-73	19
3/1/96	Auburn	NR	16	N	L	43-58	15
12/14/97	Auburn	NR	16	H	W	68-67	1
3/1/01	LSU	NR	16	N	L	57-72	15
2/2/03	So. Carolina	NR	16	H	L	46-49	3
2/16/03	Miss. State	NR	16	A	L	46-96	50
2/27/03	So. Carolina	NR	16	A	L	51-97	46
3/20/06	Michigan St	NR	16	N	L	63-67	4
2/14/13	So. Carolina	9	16	H	W	78-74	4
2/23/14	Texas A&M	15	16	A	W	83-74	9
1/31/19	So. Carolina	19	16	H	L	70-74	4
2/11/21	Tennessee	20	16	H	W	71-56	15
3/5/21	Georgia	17	16	N	L	78-66	12
12/5/24	No. Carolina	14	16	A	L	72-53	19

#17 (8-6)

Date	Opponent	UK	Opp.	Site	W/L	Score	Pt. Diff.
1/15/78	Immaculata	NR	17	H	W	74-64	10
11/29/88	Ohio State	NR	17	H	L	80-82	2
1/6/91	LSU	NR	17	A	L	74-78	4
3/7/92	Alabama	NR	17	N	W	95-87	8
1/19/93	Western Ky.	NR	17	H	W	62-60	2
12/11/94	Western Ky.	NR	17	H	L	48-64	16
2/26/99	LSU	NR	17	N	W	81-71	10
1/19/03	Vanderbilt	NR	17	A	L	50-84	34
11/27/04	Rutgers	NR	17	N	L	60-75	15
1/31/08	Georgia	NR	17	A	W	47-44	3
1/10/10	Vanderbilt	NR	17	H	W	63-53	10
11/22/18	USF	NR	17	H	W	85-63	22
2/25/21	Georgia	19	17	A	W	62-58	4
1/22/26	Tennessee	11	17	A	L	60-58	2

#18 (8-7)

Date	Opponent	UK	Opp.	Site	W/L	Score	Pt. Diff.
12/14/86	Illinois	NR	18	H	L	76-78	2
1/20/96	Alabama	NR	18	A	L	51-66	15
1/14/97	Western Ky.	NR	18	H	W	79-73	6
1/24/99	Alabama	NR	18	H	W	76-72	4
1/11/01	Vanderbilt	NR	18	H	L	61-91	30
2/9/03	Vanderbilt	NR	18	H	L	63-85	22
1/13/05	Georgia	NR	18	H	W	71-63	8
2/6/05	Georgia	NR	18	A	L	64-68	4
1/28/10	LSU	NR	18	A	W	71-62	9
1/24/13	So. Carolina	5	18	A	L	50-55	5
3/26/13	Dayton	7	18	N	W	84-70	14
1/25/16	Tennessee	9	18	H	W	64-63	1
3/5/22	Tennessee	NR	18	N	W	83-74	9
12/10/23	Louisville	NR	18	A	L	73-61	12
11/16/24	Louisville	20	18	H	W	71-61 (OT)	10

#19 (2-14)

Date	Opponent	UK	Opp.	Site	W/L	Score	Pt. Diff.
2/13/82	So. Carolina	14	19	A	L	81-91	10
12/31/91	Connecticut	NR	19	A	L	81-53	28
2/11/95	Alabama	NR	19	H	L	62-68	6
2/4/99	Auburn	NR	19	H	L	67-68	1
12/6/00	Xavier	NR	19	A	L	62-80	18
1/13/02	Auburn	NR	19	H	L	66-70	4
2/3/02	Georgia	NR	19	H	L	50-76	26
2/5/04	Auburn	NR	19	H	L	54-71	17
2/29/04	Georgia	NR	19	A	L	62-73	11
12/3/06	Louisville	24	19	A	L	75-83	8
2/11/10	Georgia	17	19	H	W	64-48	16
3/10/13	Texas A&M	7	19	N	L	67-75	8
1/4/18	Texas A&M	NR	19	A	L	74-70	4
2/28/19	Texas A&M	11	19	H	L	55-62	7
11/27/24	Illinois	14	19	N	W	76-53	23
3/23/25	K-State	13	19	H	L	80-79	1

#20 (3-8)

Date	Opponent	UK	Opp.	Site	W/L	Score	Pt. Diff.
1/17/84	Rutgers	NR	20	H	W	74-45	29
1/22/84	Vanderbilt	NR	20	A	L	74-77	3
2/14/89	LSU	NR	20	A	L	72-86	14
1/7/90	Vanderbilt	NR	20	A	L	70-79	9
12/10/93	Western Ky.	NR	20	A	L	77-82 (OT)	5
2/13/94	Alabama	NR	20	A	L	82-96	14
1/3/99	Florida	NR	20	H	L	63-77	14
2/27/00	Miss. State	NR	20	H	L	46-63	17
1/4/01	Auburn	NR	20	A	L	40-73	33
1/20/08	Auburn	NR	20	H	W	62-55	7
1/10/13	Texas A&M	6	20	H	W	65-62	3

#21 (3-1)

Date	Opponent	UK	Opp.	Site	W/L	Score	Pt. Diff.
12/5/92	Connecticut	NR	21	H	W	75-54	21
11/24/07	Texas	NR	21	A	L	60-72	12
2/1/15	Georgia	10	21	H	W	8-72	12
11/22/25	Louisville	20	21	A	W	72-62	10

#22 (3-3)

Date	Opponent	UK	Opp.	Site	W/L	Score	Pt. Diff.
2/4/95	Arkansas	NR	22	A	L	56-62	6
1/28/96	Arkansas	NR	22	H	W	69-65	4
2/10/96	Auburn	NR	22	A	L	46-88	42
1/5/20	Tennessee	13	22	H	W	80-76	4
1/30/25	Alabama	12	22	H	W	65-56	9
3/5/26	Georgia	17	22	N	W	76-61	15

RANKED CONTESTS BY RANK

#23 (2-6)

Date	Opponent	UK	Opp.	Site	W/L	Score	Pt. Diff.
1/29/94	Auburn	NR	23	A	L	61-75	14
2/28/97	Arkansas	NR	23	N	L	60-71	11
1/27/05	Vanderbilt	NR	23	H	L	67-73	6
2/23/06	Vanderbilt	NR	23	A	L	55-72	17
3/3/06	Florida	NR	23	N	W	88-70	18
12/28/07	ODU	NR	23	H	L	71-62	9
3/7/08	Georgia	NR	23	N	W	57-50	7
12/11/16	Arizona St.	15	23	H	L	73-71 (OT)	2

#24 (4-9)

Date	Opponent	UK	Opp.	Site	W/L	Score	Pt. Diff.
2/1/92	Alabama	NR	24	A	L	72-78	6
12/5/95	Western Ky.	NR	24	A	L	61-81	20
11/28/01	UNC	NR	24	A	L	64-102	38
1/26/03	Georgia	NR	24	A	L	59-71	13
2/8/04	Florida	NR	24	A	L	56-76	20
3/22/10	Michigan St.	19	24	N	W	70-52	18
1/15/12	So. Carolina	9	24	A	W	66-58	8
2/25/16	Missouri	15	24	H	W	69-59	10
3/20/16	Oklahoma	12	24	N	W	79-58	21
12/21/17	California	RV	24	H	L	62-52	10
1/27/19	Texas A&M	15	24	A	L	71-73	2
12/16/20	DePaul	9	24	A	L	86-82	4
1/1/23	Arkansas	NR	24	H	L	71-50	21

#25 (3-6)

Date	Opponent	UK	Opp.	Site	W/L	Score	Pt. Diff.
12/31/92	Kansas	NR	25	H	W	71-61	10
2/19/02	Cincinnati	NR	25	A	L	57-73	16
2/14/08	Vanderbilt	NR	25	A	L	49-66	17
1/6/11	Arkansas	10	25	A	L	67-78	11
3/4/16	Florida	13	25	N	W	92-69	23
1/24/19	Missouri	15	25	H	W	52-41	11
2/9/20	Arkansas	15	25	A	L	103-85	18
1/24/21	Tennessee	12	25	A	L	70-53	17
3/19/22	Princeton	15	25	N	L	69-62	7

UK VS. ALL OPPONENTS WHEN UK IS RANKED

#4 (0-1)

Date	Opponent	UK	Opp.	Site	W/L	Score	Pt. Diff.
2/9/83	Tennessee	4	6	H	L	85-95	10

#5 (7-1)

Date	Opponent	UK	Opp.	Site	W/L	Score	Pt. Diff.
1/17/13	Miss. State	5	NR	H	W	100-47	53
1/20/13	Auburn	5	NR	H	W	97-53	44
1/24/13	So. Carolina	5	18	A	W	50-55	5
1/27/13	LSU	5	NR	H	W	73-60	13
12/6/13	Baylor	5	9	N	W	133-130 4OT	3
12/12/13	DePaul	5	NR	A	W	96-85	11
12/15/13	East Tenn.	5	NR	H	W	73-56	17
12/22/13	Duke	5	2	H	L	61-69	8

#6 (11-4)

Date	Opponent	UK	Opp.	Site	W/L	Score	Pt. Diff.
2/27/83	Tennessee	6	8	A	W	81-69	12
3/3/83	Auburn	6	14	N	L	70-85	15
1/19/12	Georgia	6	15	A	W	69-64	5
11/10/12	Delaware St.	6	NR	H	W	90-50	40
11/13/12	Baylor	6	1	A	L	51-85	34
11/17/12	High Pt.	6	NR	H	W	80-46	34
1/3/13	Florida	6	NR	H	W	76-69	7
1/6/13	Alabama	6	NR	A	W	87-70	17
1/10/13	Texas A&M	6	20	H	W	65-62	3
1/13/13	Missouri	6	NR	A	W	69-43	26
12/29/13	Grambling	6	NR	H	W	109-46	63
1/2/14	Alabama	6	NR	A	W	85-63	22
1/5/14	Florida	6	NR	H	L	73-83	10
1/8/26	Alabama	6	NR	A	L	64-51	13
1/11/26	Oklahoma	6	5	H	W	63-58	5

#7 (26-5)

Date	Opponent	UK	Opp.	Site	W/L	Score	Pt. Diff.
1/30/83	Georgia	7	10	H	W	66-59	7
2/5/83	ODU	7	6	H	W	80-66	14
2/16/83	Rutgers	7	13	A	W	89-80	9
2/18/83	Auburn	7	14	H	W	77-55	22
2/13/12	Tennessee	7	11	A	L	54-91	37
2/20/12	Vanderbilt	7	NR	H	W	70-61	9
12/7/12	DePaul	7	NR	H	W	96-64	32
12/9/12	Middle Tenn.	7	NR	H	W	68-46	22
12/18/12	Pepperdine	7	NR	A	W	80-62	18
12/21/12	UCSB	7	NR	A	W	66-38	28
12/28/12	Alcorn St.	7	NR	H	W	90-23	67
12/30/12	Marsit	7	NR	H	W	78-56	22
3/8/13	Vanderbilt	7	NR	N	W	76-65	11
3/9/13	Georgia	7	12	N	W	60-38	22
3/10/13	Texas A&M	7	19	N	L	67-75	8
3/24/13	Navy	7	NR	N	W	61-41	20
3/26/13	Dayton	7	18	N	W	84-70	14
3/30/13	Delaware	7	15	N	W	69-62	8
4/1/13	UConn	7	1	N	L	53-83	30
11/8/13	Marist	7	NR	A	W	75-61	14
11/10/13	Wagner	7	NR	A	W	96-57	39
11/13/13	Ga. Southern	7	NR	H	W	103-38	65
11/17/13	Central Mich	7	NR	H	W	96-74	22
11/21/13	Lipscomb	7	NR	H	W	116-49	67
11/24/13	MTSU	7	NR	A	W	84-72	12
11/27/13	Bradley	7	NR	H	W	117-77	40
12/1/13	Louisville	7	4	H	W	69-64	5
12/28/15	Tenn. Tech	7	NR	H	W	81-39	42
1/3/16	Auburn	7	RV	A	L	61-66	5
1/15/26	Florida	7	NR	H	W	94-89	5
1/18/26	Miss. State	7	NR	A	L	71-59	12

#8 (9-7)

Date	Opponent	UK	Opp.	Site	W/L	Score	Pt. Diff.
1/20/82	ODU	8	7	A	L	68-91	23
2/20/83	Georgia	8	12	A	L	81-99	18
11/26/10	Murray State	8	NR	N	W	91-59	32
11/27/10	SMU	8	NR	A	W	79-60	19
12/18/11	Notre Dame	8	3	A	L	83-92	9
1/12/12	Tennessee	8	6	H	W	61-60	1
2/24/13	LSU	8	NR	A	L	72-77	5
12/12/14	Middle Tenn.	8	NR	H	W	78-62	16
12/14/14	Belmont	8	NR	H	W	71-55	16
12/21/14	Duke	8	13	A	L	68-89	21
12/10/15	Louisville	8	RV	H	W	72-54	18
12/13/15	MTSU	8	NR	A	W	68-52	16
12/20/15	Duke	8	13	H	W	71-61	10
2/10/25	Ole Miss	8	RV	A	L	66-57	9
2/13/25	Texas	8	3	H	L	67-49	18
2/16/25	Georgia	8	NR	H	W	84-55	29

#9 (19-7)

Date	Opponent	UK	Opp.	Site	W/L	Score	Pt. Diff.
1/24/81	So. Carolina	9	13	H	W	70-65 (OT)	5
11/12/10	Morehead St.	9	NR	H	W	82-48	34
11/14/10	Miami (Ohio)	9	NR	A	W	84-71	13
11/21/10	Notre Dame	9	12	H	W	81-76	5
1/15/12	So. Carolina	9	24	A	W	66-58	8
11/25/12	USC Upstate	9	NR	H	W	100-34	66
11/28/12	Miami (Ohio)	9	NR	H	W	92-53	39
12/2/12	Louisville	9	7	A	W	48-47	1
2/3/13	Georgia	9	13	H	L	71-75	4
2/14/13	So. Carolina	9	16	H	W	78-74	4
2/18/13	Texas A&M	9	11	A	W	70-66	4
1/9/14	So. Carolina	9	10	A	L	59-68	9
1/12/14	Missouri	9	NR	H	W	80-69	11
1/23/14	Alabama	9	NR	H	L	55-57	2
1/26/14	Arkansas	9	NR	W	W	68-58	10
11/27/14	Illinois	9	NR	N	L	71-77	6
11/28/14	Oklahoma	9	NR	N	W	92-88 (OT)	4
11/29/14	So. Florida	9	NR	N	W	61-57	4
1/14/16	So. Carolina	9	2	H	L	53-64	11
1/17/16	Auburn	9	NR	H	W	54-47	7
1/21/16	Ole Miss	9	NR	A	L	73-65	8
1/25/16	Tennessee	9	18	H	W	64-63	1
12/9/20	Marshall	9	NR	H	W	79-45	34
12/13/20	Samford	9	NR	H	W	88-54	34
12/16/20	DePaul	9	24	A	L	82-86	4
12/19/20	Wofford	9	NR	H	W	98-37	61

#10 (15-11)

Date	Opponent	UK	Opp.	Site	W/L	Score	Pt. Diff.
2/6/81	Tennessee	10	11	A	L	65-81	16
3/10/81	N.C. State	10	14	H	W	75-74 (OT)	1
1/4/11	Duke	10	3	A	L	48-54	6
1/6/11	Arkansas	10	25	A	L	67-78	11
1/9/11	Georgia	10	NR	H	L	59-61	2
12/8/11	Duke	10	6	H	W	72-65	7
2/7/13	Arkansas	10	NR	A	W	80-74 (OT)	6
2/10/13	Vanderbilt	10	NR	A	W	75-53	22
2/28/13	Ole Miss	10	NR	A	W	90-65	25
3/3/13	Tennessee	10	8	H	W	78-65	13
1/19/14	Auburn	10	NR	A	W	73-71	2
3/22/14	Wright St.	10	NR	H	W	106-60	46
3/24/14	Syracuse	10	NR	H	W	64-59	5
3/29/14	Baylor	10	5	N	L	72-90	18
1/8/15	Auburn	10	NR	H	W	78-57	21
1/11/15	So. Carolina	10	1	A	L	60-68	8
1/15/15	Florida	10	NR	H	W	62-56	6
1/18/15	LSU	10	NR	A	L	79-84	5
1/25/15	Tennessee	10	6	H	L	72-73	1
2/1/15	Georgia	10	21	H	W	80-72	8
2/12/15	Miss. State	10	13	H	W	92-90 (2OT)	2
2/15/15	Tennessee	10	6	A	L	58-72	14
1/7/16	Alabama	10	NR	H	W	73-48	25
1/10/16	Georgia	10	RV	A	W	64-53	9
1/7/21	Texas A&M	10	8	A	L	60-77	17
1/10/21	So. Carolina	10	5	H	L	75-70	5

#11 (21-9)

Date	Opponent	UK	Opp.	Site	W/L	Score	Pt. Diff.
1/31/82	Memphis St.	11	10	H	L	69-70	1
2/6/82	Georgia	11	15	A	W	77-76	1
12/21/10	Ark. Pine-Bluff	11	NR	H	W	107-35	72
12/29/10	Middle Tenn.	11	NR	H	W	81-72	9
12/30/10	UT Martin	11	NR	H	W	68-47	21
11/14/14	App. State	11	NR	H	W	111-74	37
11/17/14	Baylor	11	8	H	W	74-64	10
1/2/15	Alabama	11	NR	A	W	78-66	12
1/4/15	Ole Miss	11	NR	H	W	64-58	6
2/8/15	Vanderbilt	11	NR	A	W	82-68	14
2/19/15	Texas A&M	11	15	H	L	69-81	12
2/23/15	Ole Miss	11	NR	A	L	59-67	8
3/20/15	Tennessee St.	11	NR	H	W	97-52	45
3/22/15	Dayton	11	NR	H	L	94-99	5
12/2/15	N. Kentucky	11	NR	A	W	84-65	19
2/28/19	Texas A&M	11	19	H	L	55-62	7
3/3/19	Georgia	11	NR	A	W	58-53	5
1/16/20	Texas A&M	11	12	H	W	76-54	22
1/19/20	LSU	11	NR	A	L	59-65	6
11/25/20	Murray State	11	NR	H	W	86-60	26
11/29/20	Belmont	11	NR	H	W	70-50	20
12/3/20	Kansas State	11	NR	A	W	60-49	11
12/6/20	Indiana	11	13	H	W	72-68	4
1/23/25	Texas A&M	11	NR	A	L	61-55	6
1/26/25	Arkansas	11	NR	H	W	89-69	20
12/28/25	Hofstra	11	NR	H	W	80-42	38
1/1/26	LSU	11	5	A	W	80-78	2
1/4/26	Missouri	11	NR	H	W	74-52	22
1/22/26	Tennessee	11	17	A	L	60-58	2
1/24/26	Georgia	11	RV	H	L	72-67	5

#12 (21-10)

Date	Opponent	UK	Opp.	Site	W/L	Score	Pt. Diff.
12/4/81	N.C. State	12	9	A	L	67-77	10
1/13/85	ODU	12	1	H	L	63-64	1
12/4/11	Louisville	12	10	H	W	74-54	10
3/19/12	Green Bay	12	10	N	W	65-62	3
3/25/12	Gonzaga	12	NR	N	W	79-62	17
3/28/12	UConn	12	3	N	L	65-80	15
2/27/14	Miss. St.	12	NR	A	W	81-74 OT	7
3/2/14	Vanderbilt	12	NR	H	W	65-63	2
3/7/14	Florida	12	NR	N	W	75-70	5
3/8/14	So. Carolina	12	5	N	W	68-58	10
3/9/14	Tennessee	12	6	N	L	70-71	1
12/28/14	Tennessee St.	12	NR	H	W	87-75	12
3/5/15	Vanderbilt	12	NR	N	W	67-61	6
3/6/15	Miss. State	12	11	N	W	76-67	9
3/7/15	Tennessee	12	5	N	L	64-75	11
11/25/15	E. Michigan	12	NR	H	W	89-67	22
11/29/16	Jackson Sta.	12	NR	H	W	92-24	68
1/28/16	Vanderbilt	12	NR	H	L	69-71	2
1/31/16	Florida	12	NR	A	L	79-85	6
3/19/16	UNC Asheville	12	NR	N	W	85-31	54
3/20/16	Oklahoma	12	24	N	W	79-58	21
3/25/16	Washington	12	NR	N	L	72-85	13
1/27/20	Auburn	12	NR	H	W	68-61	7
1/17/21	Vanderbilt	12	NR	H	W	80-73	7
1/21/21	Auburn	12	NR	A	W	76-71	5
1/24/21	Tennessee	12	25	A	L	70-53	17
1/19/25	Georgia	12	NR	A	W	78-64	14
1/30/25	Alabama	12	22	H	W	65-56	9
2/2/25	Oklahoma	12	13	A	W	95-86	9
3/7/25	Oklahoma	12	10	N	L	69-65	4
12/19/25	Wright State	12	NR	H	W	96-53	43

#13 (27-8)

Date	Opponent	UK	Opp.	Site	W/L	Score	Pt. Diff.
2/28/82	Tennessee	13	11	H	W	80-74	6
12/29/84	ODU	13	1	N	L	59-66	7
12/7/10	Tenn. Tech	13	NR	H	W	77-53	24

RANKED CONTESTS BY RANK

12/11/10	Chattanooga	13	NR	A	W	79-64	15
12/18/10	Ala. A&M	13	NR	H	W	84-58	26
1/30/14	Georgia	13	NR	A	L	56-58	2
2/2/14	LSU	13	14	H	W	63-56	7
11/19/14	Morehead	13	NR	H	W	91-62	29
11/22/14	Central Mich.	13	NR	A	W	71-68	3
12/3/14	Northern Ky.	13	NR	H	W	82-64	18
12/7/14	Louisville	13	7	A	W	77-68	9
2/26/15	Arkansas	13	NR	A	W	56-51	5
3/1/15	So. Carolina	13	2	H	W	67-56	11
11/18/16	Morehead St.	13	NR	H	W	112-57	55
11/22/16	Colorado	13	NR	H	W	86-61	25
3/3/16	LSU	13	NR	N	W	79-71	8
3/4/16	Florida	13	25	N	W	92-69	23
3/5/16	So. Carolina	13	2	N	L	93-63	30
3/8/19	Missouri	13	NR	N	L(OT)	68-70	2
11/5/19	Mt. St. Mary's	13	NR	H	W	67-44	23
11/10/19	Middle Tenn.	13	NR	A	W	67-52	15
11/13/19	Stetson	13	NR	H	W	67-48	19
11/16/19	Virginia	13	NR	A	W	50-47	3
11/21/19	Morehead St.	13	NR	H	W	79-54	25
1/2/20	So. Carolina	13	4	A	L	72-99	27
1/5/20	Tennessee	13	22	H	W	80-76	4
1/30/20	Missouri	13	NR	A	W	62-47	15
2/2/20	Florida	13	NR	H	L	62-70	8
12/31/20	Arkansas	13	10	H	W	75-64	11
1/3/21	Miss. State	13	12	A	W	92-86	6
11/9/21	Presbyterian	13	NR	H	W	81-53	28
11/11/21	North Ala.	13	NR	H	W	98-56	32
11/14/21	Indiana	13	8	A	L	88-67	21
3/21/25	Liberty	13	NR	H	W	79-78	1
3/23/25	K-State	13	19	H	L	80-79	1

#14 (12-10)

Date	Opponent	UK	Opp.	Site	W/L	Score	Pt. Diff.
1/3/82	Georgia	14	11	H	W	62-59	3
2/13/82	So. Carolina	14	19	A	L	81-91	10
2/18/82	Tennessee	14	13	H	L	61-65	4
3/18/82	So. Carolina	14	12	N	W	73-69	4
3/20/82	La. Tech	14	1	A	L	60-82	22
12/5/10	Louisville	14	NR	A	L	52-78	26
1/25/15	Missouri	14	NR	A	W	83-69	14
11/26/19	Grambling	14	NR	H	W	81-35	46
12/1/19	Austin Peay	14	NR	H	W	81-52	29
12/11/19	Winthrop	14	NR	H	W	91-36	55
12/15/19	Louisville	14	7	H	L	67-66	1
12/21/19	California	14	NR	A	W	63-61	2
1/9/20	Alabama	14	NR	A	W	81-71	10
1/12/20	Florida	14	NR	A	W	65-45	20
2/23/20	So. Carolina	14	1	H	L	58-67	9
12/9/21	DePaul	14	RV	H	L	94-85	9
12/12/21	Louisville	14	7	A	L	64-58	6
11/26/24	Arizona St.	14	NR	N	W	77-61	16
11/27/24	Illinois	14	19	N	W	76-53	23
12/5/24	No. Carolina	14	16	A	L	72-53	19
2/20/25	Missouri	14	NR	A	W	73-65	8
2/23/25	LSU	14	7	H	L	65-58	7

#15 (18-12)

Date	Opponent	UK	Opp.	Site	W/L	Score	Pt. Diff.
2/7/11	Tennessee	15	4	H	L	67-73	6
2/10/11	USC	15	NR	A	L	61-66	5
2/13/11	LSU	15	NR	H	W	49-47	2
2/9/14	Florida	15	NR	A	L	80-86	6
2/20/14	So. Carolina	15	4	H	L	58-81	23
2/23/14	Texas A&M	15	16	A	W	83-74	9
2/25/16	Missouri	15	24	H	W	69-59	10
2/28/16	Texas A&M	15	11	A	W	71-58	13
11/17/16	New Hamp.	15	NR	H	W	92-43	49
11/19/16	Colorado	15	NR	A	L	79-69	10
12/9/16	MTSU	15	NR	H	W	61-48	13
12/11/16	Arizona St.	15	23	H	L	73-71 (OT)	2
1/24/19	Missouri	15	25	H	W	52-41	11
1/27/19	Texas A&M	15	24	A	L	71-73	2
12/4/19	Charlotte	15	NR	H	W	86-39	47
12/8/19	Samford	15	NR	H	W	79-49	30
2/6/20	Alabama	15	NR	H	W	66-62	4
2/9/20	Arkansas	15	25	A	L	103-85	18
2/27/20	Georgia	15	NR	H	W	88-77	11
3/1/20	Vanderbilt	15	NR	A	L	64-70	6
1/28/21	Alabama	15	RV	H	W	81-68	13
1/31/21	Missouri	15	NR	H	W	61-55	6
2/4/21	Ole Miss	15	NR	A	L	60-72	12
3/19/22	Princeton	15	25	N	L	69-62	7
11/18/24	Purdue Ft. Wayne	15	NR	H	W	79-67	12
1/9/25	Florida	15	NR	A	W	71-55	16
1/12/25	Auburn	15	NR	H	W	80-61	19
2/27/25	Tennessee	15	11	H	W	82-58	24
3/2/25	So. Carolina	15	6	A	L	78-66	12
12/14/25	Belmont	15	NR	A	W	77-69	8

#16 (24-11)

Date	Opponent	UK	Opp.	Site	W/L	Score	Pt. Diff.
2/21/10	USC	16	NR	H	W	71-50	21
2/25/10	Tennessee	16	4	A	L	65-81	16
2/28/10	Auburn	16	NR	A	L	53-65	12
2/3/11	Auburn	16	NR	H	W	69-38	31
3/4/11	LSU	16	NR	N	W	60-58	2
3/5/11	Vanderbilt	16	NR	N	W	69-56	13
3/6/11	Tennessee	16	4	N	L	65-90	25
2/18/16	Miss. State	16	14	A	W	83-60	23
2/21/16	Arkansas	16	NR	H	W	77-63	14
1/3/19	Vanderbilt	16	NR	H	W	77-55	22
1/6/19	Miss. State	16	7	A	L	71-86	15
1/10/19	Tennessee	16	13	A	W	73-71	2
1/13/19	Ole Miss	16	NR	H	L	49-55	6
1/17/19	LSU	16	NR	H	W	64-60	4
2/21/19	So. Carolina	16	13	A	W	65-57	8
2/24/19	LSU	16	NR	H	W	57-52	5
3/6/20	Tennessee	16	NR	N	W	86-65	21
3/7/20	Miss. State	16	9	N	L	59-77	18
12/1/21	W. Virginia	16	RV	H	W	83-60	23
12/5/21	Merrimack	16	NR	H	W	90-56	34
12/9/24	Queens	16	NR	H	W	87-45	42
12/14/24	Purdue	16	NR	A	W	82-52	30
12/20/24	Belmont	16	NR	H	W	84-78	6
12/28/24	WKU	16	NR	H	W	88-70	18
1/2/25	Miss. State	16	RV	H	W	91-69	22
1/5/25	Vanderbilt	16	RV	A	W	96-78	18
11/26/25	Maryland	16	7	N	L	74-66	8
1/28/25	Morgan St.	16	NR	N	W	101-39	62
2/5/26	Vanderbilt	16	7	H	L	84-83	1
2/22/26	Vanderbilt	16	5	A	L	81-79	2
2/26/26	Auburn	16	NR	A	W	63-56	7
3/1/26	S. Carolina	16	3	H	L	60-56	4
3/21/26	JMU	16	NR	N	W	71-56	15
3/23/26	W. Virginia	16	11	A	W	74-73	1
3/28/26	Texas	16	3	N	L	76-54	12

#17 (15-10)

Date	Opponent	UK	Opp.	Site	W/L	Score	Pt. Diff.
2/2/80	Tennessee	17	6	H	L	83-91 (OT)	8
1/29/85	Georgia	17	5	H	W	61-57	4
2/11/10	Georgia	17	19	H	W	64-48	16
2/14/10	Vanderbilt	17	NR	A	L	55-68	13
1/27/11	Ole Miss	17	NR	A	W	74-68	6
1/30/11	Alabama	17	NR	A	W	82-69	13
3/19/11	Hampton	17	NR	N	W	66-62	4
3/21/11	UNC	17	14	N	L	74-86	12
12/1/16	Oklahoma	17	12	H	W	82-68	14
12/4/16	Louisville	17	7	A	L	69-67 (OT)	2
12/29/16	Duke	17	15	A	L	69-54	15
1/1/17	Tennessee	17	NR	A	L	72-65	7
2/11/19	Alabama	17	NR	A	W	68-53	15
2/17/19	Arkansas	17	NR	H	W	61-59	2
3/23/19	Princeton	17	NR	N	W	82-77	5
3/25/19	NC State	17	10	A	L	57-72	15
2/15/21	Florida	17	NR	A	W	88-80	8
2/21/21	So. Carolina	17	2	A	L	76-55	21
3/4/21	Florida	17	NR	N	W	73-64	9
3/5/21	Georgia	17	16	N	L	78-66	12
12/3/25	Miami	17	NR	A	W	64-48	16
12/7/25	Cent. Mich.	17	NR	H	W	82-55	27
3/4/26	Arkansas	17	NR	N	W	94-64	30
3/5/26	Georgia	17	22	N	W	76-61	15
3/6/26	S. Carolina	17	3	N	L	87-64	23

#18 (17-6)

Date	Opponent	UK	Opp.	Site	W/L	Score	Pt. Diff.
12/7/76	Tennessee	18	16	H	L	57-82	25
1/3/80	So. Carolina	18	11	A	L	61-84	23
2/13/14	Ole Miss	18	NR	H	W	108-78	30
2/16/14	Tennessee	18	8	A	W	75-71	4
11/13/15	Rice	18	NR	H	W	72-39	33
11/15/15	Arizona St.	18	15	A	W	68-64 (OT)	4
2/4/16	So. Carolina	18	2	A	L	68-78	10
2/7/16	LSU	18	NR	H	W	70-58	12
2/14/16	Vanderbilt	18	NR	A	W	71-55	16
3/17/17	Belmont	18	NR	H	W	73-70	3
3/19/17	Ohio State	18	11	H	L	82-68	14
12/15/18	Middle Tn	18	NR	H	W	72-55	17
12/18/18	W. Carolina	18	NR	H	W	99-39	60
12/21/18	Murray St.	18	NR	H	W	88-49	39
12/29/18	Sacred Heart	18	NR	H	W	71-43	28
2/16/20	Miss. State	18	6	H	W	73-62	11
2/20/20	Ole Miss	18	NR	A	W	94-52	42
3/21/21	Idaho State	18	NR	N	W	71-63	8
3/23/21	Iowa	18	RV	N	L	72-86	14
2/1/26	Arkansas	18	NR	A	W	93-73	20
2/9/26	Texas	18	4	A	L	64-53	11
2/12/26	Texas A&M	18	NR	H	W	75-55	10
2/15/26	Ole Miss	18	14	H	W	74-57	17

#19 (20-9)

Date	Opponent	UK	Opp.	Site	W/L	Score	Pt. Diff.
1/22/77	Tenn. Tech	19	6	A	L	69-92	23
12/5/77	Tenn. Tech	19	11	A	L	69-89	20
3/5/10	Auburn	19	NR	N	W	65-54	11
3/6/10	Miss. State	19	NR	N	W	76-65	11
3/7/10	Tennessee	19	4	N	L	62-70	8
3/20/10	Liberty	19	NR	N	W	83-77	6
3/22/10	Michigan St.	19	24	N	W	70-52	18
3/28/10	Nebraska	19	4	N	W	76-67	9
3/30/10	Oklahoma	19	12	N	L	68-88	20
1/13/11	USC	19	NR	H	W	66-48	18
1/16/11	Miss. St.	19	NR	H	W	72-60	12
1/20/11	Florida	19	NR	A	W	59-58	1
1/23/11	Vanderbilt	19	NR	H	W	78-68	10
2/17/11	Georgia	19	NR	A	L	51-69	18
2/20/11	Vanderbilt	19	NR	A	W	80-71	9
11/11/16	Miami (Fla.)	19	14	H	W	82-66	16
11/12/16	Albany	19	NR	H	W	70-46	24
12/18/16	Radford	19	NR	H	W	59-36	23
12/21/16	Wash. State	19	NR	H	W	69-67	2
12/6/18	Rhode Island	19	NR	H	W	75-52	23
12/9/18	Louisville	19	5	A	L	75-80	5
1/31/19	So. Carolina	19	16	H	L	70-74	4
2/3/19	Florida	19	NR	H	W	62-51	11
2/7/19	Auburn	19	NR	A	W	78-68	10
2/25/21	Georgia	19	17	A	W	62-58	4
2/28/21	Ole Miss	19	NR	A	L	73-69	4
11/21/21	Winthrop	19	NR	H	W	92-47	35
12/19/21	USC Upstate	19	NR	H	W	67-44	23
1/16/22	Tennessee	19	5	A	L	84-58	26

#20 (15-5)

Date	Opponent	UK	Opp.	Site	W/L	Score	Pt. Diff.
12/20/83	Alabama	20	16	H	L	49-78	29
2/4/10	Ole Miss	20	NR	H	W	80-66	14
2/7/10	Arkansas	20	NR	A	W	71-57	14
2/24/11	Arkansas	20	NR	H	W	55-54	1
2/27/11	Auburn	20	NR	A	W	76-62	14
11/23/16	Morehead St.	20	NR	H	W	74-47	27
11/27/16	Samford	20	NR	H	W	80-57	23
3/3/17	Alabama	20	NR	N	W	65-55	10
3/4/17	S. Carolina	20	5	N	L	89-77	12
11/30/17	Baylor	20	9	A	L	93-63	27
12/3/17	Tenn. Tech	20	NR	H	W	82-54	28
12/5/17	Evansville	20	NR	H	W	100-62	38
12/8/17	FGCU	20	NR	A	L	70-64	6
12/10/17	Miami (Fla.)	20	NR	A	L	65-54	11
2/11/21	Tennessee	20	16	H	W	71-56	15
11/27/21	La Salle	20	NR	H	W	74-52	22
11/12/24	Wofford	20	NR	H	W	76-42	34
11/16/24	Louisville	20	18	H	W	71-61 (OT)	10
11/18/25	Purdue	20	NR	H	W	76-35	41
11/22/25	Louisville	20	21	A	W	72-62	10

#21 (1-3)

Date	Opponent	UK	Opp.	Site	W/L	Score	Pt. Diff.
2/2/06	Georgia	21	14	A	L	57-91	34
2/5/06	Florida	21	NR	H	L	61-68	7
1/6/22	Georgia	21	15	H	W	84-76	8
1/9/22	S. Carolina	21	1	A	L	54-74	20

#22 (3-1)

Date	Opponent	UK	Opp.	Site	W/L	Score	Pt. Diff.
2/23/17	Miss. State	22	3	H	W	78-75 (OT)	3
2/26/17	So. Carolina	22	7	A	L	95-87	8
11/4/24	USC Upstate	22	NR	H	W	98-43	55
11/7/24	NKU	22	NR	H	W	70-41	29

#23 (2-1)

Date	Opponent	UK	Opp.	Site	W/L	Score	Pt. Diff.
1/20/22	Florida	23	NR	H	L	77-52	25
1/12/25	USC Upstate	23	NR	H	W	90-30	60
1/15/25	Marshall	23	NR	A	W	76-44	32

RANKED CONTESTS BY RANK

#24 (6-2)

Date	Opponent	UK	Opp.	Site	W/L	Score	Pt. Diff.
12/3/06	Louisville	24	19	A	L	75-83	8
1/5/17	Missouri	24	NR	H	W	64-62	2
1/8/17	Texas A&M	24	NR	H	L	77-68	9
11/22/17	Morehead St.	24	NR	H	W	86-53	33
11/26/17	Marshall	24	NR	H	W	69-39	30
11/3/25	Morehead St.	24	NR	H	W	75-59	16
11/6/25	Monmouth	24	NR	H	W	104-46	58
11/9/25	Buffalo	24	NR	A	W	81-47	34

#25 (4-1)

Date	Opponent	UK	Opp.	Site	W/L	Score	Pt. Diff.
2/2/17	So. Carolina	25	4	H	L	75-63	12
2/5/17	Vanderbilt	25	NR	H	W	71-63	8
11/16/17	Montana	25	NR	A	W	71-54	17
11/19/17	Wash. State	25	NR	A	W	73-68	5
11/28/18	Morehead St.	25	NR	H	W	87-57	30

RANKED CONTESTS BY YEAR

1976-77 (1-2)

Date	Opponent	UK	Opp.	Site	W/L	Score	Pt. Diff.
12/4/76	Tenn. Tech	NR	4	H	W	72-70	+2
12/7/76	Tennessee	18	16	H	L	57-82	-25
1/22/77	Tenn. Tech	19	6	A	L	69-92	-23

1977-78 (1-4)

Date	Opponent	UK	Opp.	Site	W/L	Score	Pt. Diff.
12/5/77	Tenn. Tech	19	11	A	L	69-89	-20
1/15/78	Immaculata	NR	17	H	W	74-64	+10
1/28/78	Tennessee	NR	3	H	L	90-92 (OT)	-2
2/25/78	Tennessee	NR	1	A	L	66-69	-3
3/10/78	Tennessee	NR	1	H	L	60-76	-16

1978-79 (1-3)

Date	Opponent	UK	Opp.	Site	W/L	Score	Pt. Diff.
11/18/78	Miss. U./W	NR	16	N	L	76-81 (OT)	-5
1/20/79	Tennessee	NR	4	H	W	66-64	+2
1/28/79	ODU	NR	1	H	L	65-81	-16
2/17/79	Tennessee	NR	6	A	L	51-89	-38

1979-80 (1-2)

Date	Opponent	UK	Opp.	Site	W/L	Score	Pt. Diff.
1/3/80	So. Carolina	18	11	A	L	61-84	-23
1/15/80	Rutgers	NR	7	H	W	97-78	+19
2/2/80	Tennessee	17	6	H	L	83-91 (OT)	-8

1980-81 (2-2)

Date	Opponent	UK	Opp.	Site	W/L	Score	Pt. Diff.
1/11/81	Rutgers	14	3	A	L	67-69 (OT)	-2
1/24/81	So. Carolina	9	13	H	W	70-65 (OT)	+5
2/6/81	Tennessee	10	11	A	L	65-81	-16
3/10/81	N.C. State	10	14	H	W	75-74 (OT)	+1

1981-82 (4-6)

Date	Opponent	UK	Opp.	Site	W/L	Score	Pt. Diff.
12/4/81	N.C. State	12	9	A	L	67-77	-10
1/3/82	Georgia	14	11	H	W	62-59	+3
1/20/82	ODU	8	7	A	L	68-91	-23
1/31/82	Memph. St.	11	10	H	L	69-70	-1
2/6/82	Georgia	11	15	A	W	77-76	+1
2/13/82	So. Carolina	14	19	A	L	81-91	-10
2/18/82	Tennessee	14	13	H	L	61-65	-4
2/28/82	Tennessee	13	11	H	W	80-74	+6
3/18/82	So. Carolina	14	12	N	W	73-69	+4
3/20/82	La. Tech	14	1	A	L	60-82	-22

1982-83 (5-3)

Date	Opponent	UK	Opp.	Site	W/L	Score	Pt. Diff.
1/30/83	Georgia	7	10	H	W	66-59	+7
2/5/83	ODU	7	6	H	W	80-66	+14
2/9/83	Tennessee	4	6	H	L	85-95	-10
2/16/83	Rutgers	7	13	A	W	89-80	+9
2/18/83	Auburn	7	14	H	W	77-55	+22
2/20/83	Georgia	8	12	A	L	81-99	-18
2/27/83	Tennessee	6	8	A	W	81-69	+12
3/3/83	Auburn	6	14	N	L	70-85	-15

1983-84 (2-8)

Date	Opponent	UK	Opp.	Site	W/L	Score	Pt. Diff.
12/2/83	Ohio State	NR	16	A	W	73-68	+5
12/20/83	Alabama	20	16	H	L	49-78	-29
1/7/84	Georgia	NR	3	H	L	68-69	-1
1/17/84	Rutgers	NR	20	H	W	74-45	+29
1/22/84	Vanderbilt	NR	20	A	L	74-77	-3
1/25/84	Tennessee	NR	11	H	L	63-75	-12
2/5/84	Georgia	NR	4	A	L	61-87	-26
2/12/84	Tennessee	NR	6	A	L	65-67	-2
2/28/84	Auburn	NR	15	A	L	63-83	-20
3/3/84	LSU	NR	9	N	L	81-91	-10

1984-85 (2-3)

Date	Opponent	UK	Opp.	Site	W/L	Score	Pt. Diff.
11/27/84	Ohio State	NR	15	H	W	74-61	+13
12/29/84	ODU	13	1	N	L	59-66	-7
1/13/85	ODU	12	1	H	L	63-64	-1
1/29/85	Georgia	17	5	H	W	61-57	+4
2/17/85	Georgia	NR	6	A	L	65-87	-22

1985-86 (3-3)

Date	Opponent	UK	Opp.	Site	W/L	Score	Pt. Diff.
12/30/85	Ohio State	NR	14	A	W	70-66	+4
1/24/86	Tennessee	NR	11	H	W	96-82	+14
1/28/86	LSU	NR	12	H	L	63-76	-13
2/2/86	Auburn	NR	11	A	W	91-90 (2 OT)	+1
2/23/86	Georgia	NR	2	A	L	67-113	-46
3/1/86	LSU	NR	10	N	L	66-77	-11

1986-87 (1-8)

Date	Opponent	UK	Opp.	Site	W/L	Score	Pt. Diff.
12/12/86	Ohio State	NR	13	H	L	71-76	-5
12/14/86	Illinois	NR	18	H	L	76-78	-2
1/3/87	La. Tech	NR	5	H	L	63-64	-1
1/11/87	Tennessee	NR	2	H	L	64-76	-12
1/17/87	LSU	NR	9	A	L	73-83	-10
1/21/87	Vanderbilt	NR	11	H	W	74-71	+3
2/3/87	Auburn	NR	2	H	L	53-72	-19
2/27/87	Georgia	NR	6	A	L	64-73	-9
3/5/87	Georgia	NR	5	N	L	64-67	-3

1987-88 (0-6)

Date	Opponent	UK	Opp.	Site	W/L	Score	Pt. Diff.
12/11/87	Western Ky.	NR	11	A	L	56-80	-24
1/4/88	La. Tech	NR	2	A	L	63-95	-32
2/7/88	Georgia	NR	13	A	L	70-86	-16
2/14/88	Auburn	NR	3	A	L	57-93	-36
2/18/88	Tennessee	NR	3	H	L	75-99	-24
3/5/88	Tennessee	NR	3	N	L	66-100	-44

1988-89 (0-5)

Date	Opponent	UK	Opp.	Site	W/L	Score	Pt. Diff.
11/29/88	Ohio State	NR	17	H	L	80-82	-2
1/21/89	Tennessee	NR	2	A	L	57-101	-44
2/4/89	Georgia	NR	5	H	L	72-90	-18
2/14/89	LSU	NR	20	A	L	72-86	-14
2/25/89	Auburn	NR	1	N	L	70-89	-19

1989-90 (0-5)

Date	Opponent	UK	Opp.	Site	W/L	Score	Pt. Diff.
1/7/90	Vanderbilt	NR	20	A	L	70-79	-9
1/11/90	LSU	NR	16	H	L	79-80 (OT)	-1
1/22/90	Tennessee	NR	3	H	L	60-76	-16
2/3/90	Georgia	NR	4	A	L	75-78	-3
2/24/90	Auburn	NR	11	A	L	60-68	-8

1990-91 (0-5)

Date	Opponent	UK	Opp.	Site	W/L	Score	Pt. Diff.
1/6/91	LSU	NR	17	A	L	74-78	-4
1/12/91	Tennessee	NR	4	A	L	70-80	-10
1/30/91	Auburn	NR	7	H	L	65-72	-7
2/3/91	Georgia	NR	4	H	L	71-87	-16
3/2/91	LSU	NR	12	N	L	79-96	-17

1991-92 (2-7)

Date	Opponent	UK	Opp.	Site	W/L	Score	Pt. Diff.
11/23/91	Iowa	NR	9	H	L	74-68	-6
12/11/91	Western Ky.	NR	8	A	W	67-66	+1
12/14/91	George W.	NR	12	A	L	62-71	-9
12/31/91	Connecticut	NR	19	A	L	81-53	-28
2/1/92	Alabama	NR	24	A	L	72-78	-6
2/8/92	Tennessee	NR	4	H	L	52-77	-25
2/12/92	Vanderbilt	NR	10	A	L	67-93	-26
3/7/92	Alabama	NR	17	N	W	95-87	+8
3/8/92	Tennessee	NR	2	N	L	80-94	-14

1992-93 (3-4)

Date	Opponent	UK	Opp.	Site	W/L	Score	Pt. Diff.
12/5/92	Connecticut	NR	21	H	W	75-54	+21
12/31/92	Kansas	NR	25	H	W	71-61	+10
1/16/93	Auburn	NR	9	H	L	49-52	-3
1/19/93	Western Ky.	NR	17	H	W	62-60	+2
2/6/93	Tennessee	NR	1	A	L	61-85	-24
2/23/93	Vanderbilt	NR	5	H	L	52-65	-13
3/7/93	Vanderbilt	NR	3	N	L	61-68	-7

1993-94 (0-8)

Date	Opponent	UK	Opp.	Site	W/L	Score	Pt. Diff.
12/10/93	Western Ky.	NR	20	A	L	77-82 (OT)	-5
12/21/93	Ohio State	NR	14	H	L	81-94	-13
12/31/93	UNC	NR	6	N	L	75-80 (OT)	-5
1/12/94	Vanderbilt	NR	6	A	L	56-83	-27
1/29/94	Auburn	NR	23	A	L	61-75	-14
2/13/94	Alabama	NR	20	A	L	82-96	-14
2/20/94	Tennessee	NR	1	H	L	89-95 (OT)	-6
3/5/94	Vanderbilt	NR	13	N	L	67-72	-5

1994-95 (1-7)

Date	Opponent	UK	Opp.	Site	W/L	Score	Pt. Diff.
12/11/94	Western Ky.	NR	17	H	L	48-64	-16
1/4/95	Florida	NR	16	H	W	63-55	+8
1/22/95	Georgia	NR	11	H	L	57-68	-11
1/26/95	Vanderbilt	NR	9	H	L	53-82	-29
2/4/95	Arkansas	NR	22	A	L	56-62	-6
2/11/95	Alabama	NR	19	H	L	62-68	-6
2/19/95	Tennessee	NR	2	A	L	41-67	-26
3/4/95	Tennessee	NR	2	N	L	62-74	-12

1995-96 (1-9)

Date	Opponent	UK	Opp.	Site	W/L	Score	Pt. Diff.
12/5/95	Western Ky.	NR	24	A	L	61-81	-20
12/29/95	Duke	NR	16	N	L	54-73	-19
12/30/95	N.C. State	NR	14	N	L	62-66	-4
1/11/96	Vanderbilt	NR	2	A	L	53-58	-5
1/14/96	Tennessee	NR	4	H	L	45-60	-15
1/20/96	Alabama	NR	18	A	L	51-66	-15
1/28/96	Arkansas	NR	22	H	W	69-65	+4
2/10/96	Auburn	NR	22	A	L	46-88	-42
2/13/96	Georgia	NR	1	A	L	55-75	-20
3/1/96	Auburn	NR	16	N	L	43-58	-15

1996-97 (1-7)

Date	Opponent	UK	Opp.	Site	W/L	Score	Pt. Diff.
1/8/97	Vanderbilt	NR	8	H	L	54-65	-11
1/12/97	Tennessee	NR	9	A	L	61-84	-23
1/14/97	Western Ky.	NR	18	H	W	79-73	+6
1/22/97	Alabama	NR	4	N	L	62-78	-16
1/25/97	Arkansas	NR	13	A	L	55-88	-33
2/8/97	Georgia	NR	6	H	L	62-80	-18
2/13/97	Florida	NR	10	H	L	53-77	-24
2/28/97	Arkansas	NR	23	N	L	60-71	-11

1997-98 (2-4)

Date	Opponent	UK	Opp.	Site	W/L	Score	Pt. Diff.
12/8/97	Western Ky.	NR	14	A	W	66-64 (OT)	+2
12/14/97	Auburn	NR	16	H	W	68-67	+1
1/4/98	Florida	NR	12	A	L	58-100	-42
1/7/98	Vanderbilt	NR	6	A	L	54-64	-10
1/18/98	Tennessee	NR	1	H	L	65-93	-28
1/28/98	Florida	NR	14	H	L	63-70	-7

1998-99 (3-6)

Date	Opponent	UK	Opp.	Site	W/L	Score	Pt. Diff.
11/29/98	UCLA	NR	12	N	L	54-64	-10
1/3/99	Florida	NR	20	H	L	63-77	-14
1/17/99	Tennessee	NR	1	A	L	60-98	-38
1/24/99	Alabama	NR	18	H	W	76-72	+4
2/4/99	Auburn	NR	19	H	L	67-68	-1

RANKED CONTESTS BY YEAR

2/7/99	Georgia	NR	8	H	W	80-76	+4
2/26/99	LSU	NR	17	N	W	81-71	+10
2/27/99	Georgia	NR	14	H	L	62-68	-6
3/14/99	UCLA	NR	15	N	L	63-87	-24

1999-00 (1-8)

Date	Opponent	UK	Opp.	Site	W/L	Score	Pt. Diff.
11/24/99	Connecticut	NR	1	A	L	62-68	-6
12/18/99	Purdue	NR	12	N	L	40-48	-8
1/6/00	Auburn	NR	5	H	W	71-69	+2
1/20/00	LSU	NR	14	H	L	59-66	-7
1/23/00	Tennessee	NR	2	H	L	65-71	-6
1/30/00	Tennessee	NR	4	A	L	48-77	-29
2/17/00	Georgia	NR	3	H	L	69-73	-4
2/27/00	Miss. State	NR	20	H	L	46-63	-17
3/3/00	Georgia	NR	2	N	L	45-63	-18

2000-01 (0-10)

Date	Opponent	UK	Opp.	Site	W/L	Score	Pt. Diff.
12/1/00	Purdue	NR	6	H	L	67-87	-20
12/6/00	Xavier	NR	19	A	L	62-80	-18
1/4/01	Auburn	NR	20	A	L	40-73	-33
1/7/01	Florida	NR	14	H	L	48-85	-37
1/11/01	Vanderbilt	NR	18	H	L	61-91	-30
1/18/01	LSU	NR	12	A	L	64-87	-23
1/21/01	Tennessee	NR	2	H	L	38-110	-72
1/27/01	Tennessee	NR	3	A	L	39-83	-44
2/15/01	Georgia	NR	5	A	L	58-91	-33
3/1/01	LSU	NR	16	N	L	57-72	-15

2001-02 (0-8)

Date	Opponent	UK	Opp.	Site	W/L	Score	Pt. Diff.
11/28/01	UNC	NR	24	A	L	64-102	-38
1/10/02	Vanderbilt	NR	8	A	L	54-71	-17
1/13/02	Auburn	NR	19	H	L	66-70	-4
2/10/02	So. Carolina	NR	9	H	L	73-74	-1
2/14/02	Florida	NR	14	A	L	59-81	-22
2/19/02	Cincinnati	NR	25	A	L	57-73	-16
2/21/02	Vanderbilt	NR	6	H	L	57-73	-16
2/24/02	Tennessee	NR	4	A	L	64-89	-25

2002-03 (0-8)

Date	Opponent	UK	Opp.	Site	W/L	Score	Pt. Diff.
1/16/03	LSU	NR	2	A	L	39-82	-43
1/19/03	Vanderbilt	NR	17	A	L	50-84	-34
1/26/03	Georgia	NR	24	A	L	59-71	-13
2/9/03	Vanderbilt	NR	18	H	L	63-85	-22
2/13/03	Arkansas	NR	13	H	L	60-70	-10
2/16/03	Miss. State	NR	16	A	L	46-96	-50
2/27/03	So. Carolina	NR	16	A	L	51-97	-46
3/2/03	Tennessee	NR	3	H	L	69-84	-15

2003-04 (0-7)

Date	Opponent	UK	Opp.	Site	W/L	Score	Pt. Diff.
11/25/03	UNC	NR	13	H	L	59-75	-16
1/11/04	Georgia	NR	12	H	L	53-74	-21
1/18/04	LSU	NR	14	H	L	69-70	-1
1/29/04	Tennessee	NR	1	H	L	72-81	-9
2/5/04	Auburn	NR	19	H	L	54-71	-17
2/8/04	Florida	NR	24	A	L	56-76	-20
2/29/04	Georgia	NR	19	A	L	62-73	-11

2004-05 (1-5)

Date	Opponent	UK	Opp.	Site	W/L	Score	Pt. Diff.
11/27/04	Rutgers	NR	17	N	L	60-75	-15
1/13/05	Georgia	NR	18	H	W	71-63	+8
1/23/05	Tennessee	NR	7	A	L	49-67	-18
1/27/05	Vanderbilt	NR	23	H	L	67-73	-6
2/6/05	Georgia	NR	18	A	L	64-68	-4
2/17/05	LSU	NR	1	A	L	58-81	-23

2005-06 (2-5)

Date	Opponent	UK	Opp.	Site	W/L	Score	Pt. Diff.
12/18/05	LSU	NR	3	H	L	36-66	-30
1/26/06	Tennessee	NR	1	H	W	66-63	+3
2/2/06	Georgia	21	14	A	L	57-91	-34
2/23/06	Vanderbilt	NR	23	A	L	55-72	-17
3/3/06	Florida	NR	23	N	W	88-70	+18
3/4/06	LSU	NR	3	N	L	52-79	-17
3/20/06	Michigan St.	NR	16	N	L	63-67	-4

2006-07 (0-7)

Date	Opponent	UK	Opp.	Site	W/L	Score	Pt. Diff.
12/3/06	Louisville	24	19	A	L	75-83	-8
1/6/07	Ohio State	NR	7	A	L	51-53	-2
1/18/07	LSU	NR	8	A	L	58-76	-18
2/1/07	Vanderbilt	NR	15	H	L	62-63	-1
2/11/07	Tennessee	NR	3	A	L	62-84	-22
2/15/07	Georgia	NR	11	H	L	72-82 (OT)	-10
3/2/07	Georgia	NR	10	N	L	40-72	-32

2007-08 (3-9)

Date	Opponent	UK	Opp.	Site	W/L	Score	Pt. Diff.
11/14/07	G. Wash.	NR	14	A	L	65-75	-10
11/24/07	Texas	NR	21	N	L	60-72	-12
12/28/07	ODU	NR	23	H	L	62-71	-9
1/17/08	Tennessee	NR	2	H	L	40-65	-25
1/20/08	Auburn	NR	20	H	W	62-55	+7
1/27/08	LSU	NR	9	H	L	46-72	-26
1/31/08	Georgia	NR	17	A	W	47-44	+3
2/3/08	Tennessee	NR	2	A	L	51-79	-28
2/14/08	Vanderbilt	NR	25	A	L	49-66	-17
2/21/08	LSU	NR	6	A	L	48-52	-4
3/07/08	Georgia	NR	23	N	W	57-50	+7
3/08/08	LSU	NR	7	N	L	49-66	-17

2008-09 (1-6)

Date	Opponent	UK	Opp.	Site	W/L	Score	Pt. Diff.
12/2/08	Xavier	NR	23	A	L	44-67	-23
12/14/08	Louisville	NR	12	A	L	59-75	-16
1/8/09	Tennessee	NR	13	A	L	64-69	-5
1/29/09	Florida	NR	12	A	L	59-74	-15
2/8/09	Vanderbilt	NR	20	H	L	62-72	-10
2/12/09	Auburn	NR	5	A	L	69-81	-12
2/19/09	Tennessee	NR	13	H	W	66-56	+10

2009-10 (5-5)

Date	Opponent	UK	Opp.	Site	W/L	Score	Pt. Diff.
1/7/10	Georgia	NR	8	A	LOT	61-50	-1
1/10/10	Vanderbilt	NR	17	H	W	63-53	+10
1/28/10	LSU	NR	18	A	W	71-62	+9
2/11/10	Georgia	17	19	H	W	64-48	+16
2/15/10	Vanderbilt	17	NR	A	L	55-68	-13
2/25/10	Tennessee	16	4	A	L	65-81	-16
3/7/10	Tennessee	19	4	N	L	62-70	-8
3/22/10	Michigan St.	19	24	N	W	70-52	+18
3/28/10	Nebraska	19	4	N	W	76-67	+9
3/30/10	Oklahoma	19	12	N	L	68-88	-20

2010-11 (1-5)

Date	Opponent	UK	Opp.	Site	W/L	Score	Pt. Diff.
11/21/10	Notre Dame	9	12	H	W	81-76	+5
1/4/11	Duke	10	3	A	L	48-54	-6
1/28/10	Arkansas	10	25	A	L	67-78	-11
2/11/10	Tennessee	15	4	H	L	67-73	-6
2/15/10	Tennessee	16	4	N	L	65-90	-25
2/25/10	N. Carolina	17	14	N	L	74-86	-12

2011-12 (6-3)

Date	Opponent	UK	Opp.	Site	W/L	Score	Pt. Diff.
12/4/11	Louisville	12	10	H	W	74-54	+10
12/8/11	Duke	10	6	H	W	72-65	+7
12/18/11	Notre Dame	8	3	A	L	83-92	-9
1/12/12	Tennessee	8	6	H	W	61-60	+1
1/15/12	So. Carolina	9	24	A	W	66-58	+8
1/19/12	Georgia	6	15	A	W	69-64	+5
2/13/12	Tennessee	7	13	A	L	54-91	-37
3/19/12	Green Bay	12	10	N	W	65-62	+3
3/27/12	UCONN	12	3	N	L	65-80	-15

2012-13 (8-5)

Date	Opponent	UK	Opp.	Site	W/L	Score	Pt. Diff.
11/13/12	Baylor	6	1	A	L	51-85	-34
12/2/12	Louisville	9	7	A	W	48-47	+1
1/10/13	Texas A&M	6	20	H	W	65-62	+3
1/24/13	So. Carolina	5	18	A	L	50-55	-5
2/3/13	Georgia	8	13	H	L	71-75	-4
2/14/13	So. Carolina	9	16	H	W	78-74	+4
2/18/13	Texas A&M	9	10	A	W	70-66	+4
3/3/13	Tennessee	10	8	H	W	78-65	+13
3/9/13	Georgia	7	12	N	W	60-38	+22
3/10/13	Texas A&M	7	19	N	L	67-75	-8
3/26/13	Dayton	7	18	N	W	84-70	+14
3/30/13	Delaware	7	15	N	W	69-62	+7
4/1/13	UConn	7	3	N	L	53-83	-30

2013-14 (6-5)

Date	Opponent	UK	Opp.	Site	W/L	Score	Pt. Diff.
12/1/13	Louisville	7	3	H	W	69-64	+5
12/6/13	Baylor	5	9	N	W	133-130 (4OT)	+3
12/22/13	Duke	5	2	H	L	61-69	-8
1/9/14	So. Carolina	9	10	A	L	59-68	-9
2/2/14	LSU	13	14	H	W	63-56	+7
2/16/14	Tennessee	18	8	A	W	75-71	+4
2/20/14	So. Carolina	16	4	H	L	58-81	-23
2/23/14	Texas A&M	15	16	A	W	83-74	+9
3/8/14	So. Carolina	12	5	N	W	68-58	+10
3/9/14	Tennessee	12	6	N	L	70-71	-1
3/29/14	Baylor	10	5	N	L	72-90	-18

2014-15 (6-6)

Date	Opponent	UK	Opp.	Site	W/L	Score	Pt. Diff.
11/17/14	Baylor	11	8	H	W	74-64	+10
12/7/14	Louisville	13	7	A	W	77-68	+39
12/21/14	Duke	8	9	A	L	68-89	-21
1/11/15	So. Carolina	10	1	A	L	50-59	-9
1/29/15	Tennessee	10	6	H	L	72-73	-1
2/1/15	Georgia	10	20	H	W	80-72	+8
2/12/15	Miss. State	10	13	H	W	92-90 2OT	+2
2/15/15	Tennessee	10	6	A	L	58-72	+14
2/19/15	Texas A&M	11	15	H	L	69-81	-12
3/1/15	So. Carolina	13	2	H	W	67-56	+11
3/6/15	Miss. State	12	11	N	W	76-67	+9
3/7/15	Tennessee	12	5	N	L	64-75	-11

2015-16 (8-3)

Date	Opponent	UK	Opp.	Site	W/L	Score	Pt. Diff.
11/15/15	Arizona St.	18	15	A	W	68-64 (OT)	+4
12/20/15	Duke	8	13	H	W	71-61	+10
1/14/16	So. Carolina	9	2	H	L	62-73	-11
1/25/16	Tennessee	9	18	H	W	64-63	+1
2/4/16	So. Carolina	18	2	A	L	68-78	-10
2/18/16	Miss. State	16	14	A	W	83-60	+23
2/25/16	Missouri	15	24	H	W	69-59	+10
2/28/16	Texas A&M	15	11	A	W	71-58	+25
3/4/16	Florida	12	25	N	W	92-69	+23
3/5/16	So. Carolina	12	2	N	L	93-63	-30
3/20/16	Oklahoma	12	24	N	W	79-58	+21

2016-17 (3-7)

Date	Opponent	UK	Opp.	Site	W/L	Score	Pt. Diff.
11/11/16	Miami (Fla.)	19	14	H	W	82-66	16
12/1/16	Oklahoma	17	12	H	W	82-68	14
12/4/16	Louisville	17	7	A	L	69-67 (OT)	2
12/11/16	Arizona St.	15	23	H	L	73-71 (OT)	2

RANKED CONTESTS BY YEAR

12/29/16	Duke	17	15	A	L	69-54	15
2/2/17	So. Carolina	25	4	H	L	75-63	12
2/23/17	Miss. State	22	3	H	W	78-75 (OT)	3
2/26/17	So. Carolina	22	7	A	L	95-87	8
3/4/17	So. Carolina	20	5	N	L	89-77	12
3/19/17	Ohio State	18	11	H	L	82-68	14

2017-18 (0-11)

Date	Opponent	UK	Opp.	Site	W/L	Score	Pt. Diff.
11/30/17	Baylor	20	9	A	L	90-63	-27
12/17/17	Louisville	RV	3	H	L	87-63	-24
12/21/17	California	RV	24	H	L	62-52	-10
12/31/17	Tennessee	NR	7	H	L	63-49	-14
1/4/18	Texas A&M	NR	19	A	L	74-70	-4
1/21/18	So. Carolina	NR	10	H	L	81-64	-17
2/8/18	Missouri	NR	15	A	L	78-83	-5
2/11/18	Miss. State	NR	2	A	L	74-55	-19
2/18/18	So. Carolina	NR	8	A	L	81-63	-18
2/25/18	Miss. State	NR	2	H	L	85-63	-22
3/2/18	Miss. State	NR	2	N	L	81-58	-23

2018-19 (4-6)

Date	Opponent	UK	Opp.	Site	W/L	Score	Pt. Diff.
11/22/18	USF	NR	17	H	W	85-63	22
12/09/18	Louisville	19	5	A	L	75-80	5
1/06/19	Miss. State	16	7	A	L	71-86	15
1/10/19	Tennessee	16	13	A	W	73-71	2
1/24/19	Missouri	15	25	H	W	52-41	11
1/27/19	Texas A&M	15	24	A	L	71-73	2
1/31/19	So. Carolina	19	16	H	L	70-74	4
2/21/19	So. Carolina	16	13	A	W	65-57	8
2/28/19	Texas A&M	11	19	H	L	55-62	7
3/25/19	NC State	17	10	A	L	57-72	5

2019-20 (3-5)

Date	Opponent	UK	Opp.	Site	W/L	Score	Pt. Diff.
12/15/19	Louisville	14	7	H	L	67-66	1
1/2/20	So. Carolina	13	4	A	L	99-72	27
1/5/20	Tennessee	13	22	H	W	80-76	4
1/16/20	Texas A&M	12	11	H	W	76-54	22
2/9/20	Arkansas	15	25	A	L	103-85	18
2/16/20	Miss. State	18	6	H	W	73-62	11
2/23/20	So. Carolina	14	1	H	L	67-58	9
3/7/20	Miss. State	16	9	N	L	59-77	18

2020-21 (5-6)

Date	Opponent	UK	Opp.	Site	W/L	Score	Pt. Diff.
12/6/20	Indiana	11	13	H	W	72-68	4
12/16/20	DePaul	9	24	A	L	86-82	4
12/31/20	Arkansas	13	10	H	W	75-64	11
1/3/21	Miss. State	13	12	A	W	92-86	6
1/7/21	Texas A&M	10	8	A	L	77-60	17
1/10/21	S. Carolina	10	5	H	L	75-70	5
1/24/21	Tennessee	12	25	A	L	70-53	17
2/11/21	Tennessee	20	16	H	W	71-56	15
2/21/21	S. Carolina	17	2	A	L	76-55	21
2/25/21	Georgia	19	17	A	W	62-58	4
3/5/21	Georgia	17	16	N	L	78-66	12

2021-22 (4-7)

Date	Opponent	UK	Opp.	Site	W/L	Score	Pt. Diff.
11/14/21	Indiana	13	8	A	L	88-67	21
12/12/21	Louisville	14	7	A	L	64-58	6
1/6/22	Georgia	21	15	H	W	84-76	8
1/9/22	S. Carolina	21	1	A	L	74-54	20
1/16/22	Tennessee	19	5	A	L	84-58	26
1/30/22	LSU	NR	12	A	L	69-78	9
2/10/22	S. Carolina	NR	1	H	L	59-50	9
3/4/22	LSU	NR	6	N	W	78-63	15
3/5/22	Tennessee	NR	18	N	W	83-74	9
3/6/22	S. Carolina	NR	1	N	W	64-62	2
3/19/22	Princeton	15	25	N	L	69-62	7

2022-23 (0-5)

Date	Opponent	UK	Opp.	Site	W/L	Score	Pt. Diff.
11/21/22	V. Tech	NR	14	N	L	82-74	8
1/1/23	Arkansas	NR	23	H	L	71-50	21
1/8/23	LSU	NR	6	H	L	67-48	19
1/12/23	S. Carolina	NR	1	H	L	95-66	29
2/1/23	S. Carolina	NR	1	A	L	87-69	89

2023-24 (0-6)

Date	Opponent	UK	Opp.	Site	W/L	Score	Pt. Diff.
11/23/23	N.C. State	NR	10	N	L	84-55	29
11/24/23	Colorado	NR	3	N	L	96-53	43
12/10/23	Louisville	NR	18	A	L	73-61	12
1/15/24	S. Carolina	NR	1	A	L	98-36	62
2/25/24	S. Carolina	NR	1	H	L	103-55	48
3/3/24	LSU	NR	9	A	L	77-56	21

2024-25 (5-6)

Date	Opponent	UK	Opp.	Site	W/L	Score	Pt. Diff.
11/16/24	Louisville	20	18	H	W	71-61 (OT)	10
11/27/24	Illinois	14	19	N	W	76-53	23
12/5/24	No. Carolina	14	16	A	L	72-53	19
1/30/25	Alabama	12	22	H	W	65-56	9
2/2/25	Oklahoma	12	13	A	W	95-86	9
2/13/25	Texas	8	3	H	L	67-49	18
2/23/25	LSU	14	7	H	L	65-58	7
2/27/25	Tennessee	15	11	H	W	82-58	24
3/2/25	So. Carolina	15	6	A	L	78-66	12
3/7/25	Oklahoma	12	10	N	L	69-65	4
3/23/25	K-State	13	19	H	L	80-79	1

2025-26 (6-8)

Date	Opponent	UK	Opp.	Site	W/L	Score	Pt. Diff.
11/22/25	Louisville	20	21	A	W	72-62	10
11/26/25	Maryland	16	7	N	L	66-74	8
1/1/26	LSU	11	5	A	W	80-78	2
1/11/26	Oklahoma	6	5	H	W	63-58	5
1/22/26	Tennessee	11	17	A	L	60-58	2
2/5/26	Vanderbilt	16	7	H	L	84-83	1
2/9/26	Texas	18	4	A	L	64-53	11
2/18/26	Ole Miss	18	14	H	W	74-57	17
2/22/26	Vanderbilt	16	5	A	L	81-79	2
3/1/26	S. Carolina	16	3	H	L	60-56	4
3/5/26	Georgia	17	22	N	W	76-61	15
3/6/26	S. Carolina	17	3	N	L	87-64	23
3/23/26	W. Virginia	16	11	A	W	74-73	1
3/28/26	Texas	16	3	N	L	76-54	22

OVERTIME GAMES VS. RANKED OPPONENTS

Date	Opponent	UK	Opp.	Site	W/L	Score
11/18/78	Miss. U.	NR	16	N	L	81-76
1/28/78	Tennessee	NR	3	H	L	92-90 (2OT)
2/2/80	Tennessee	17	6	H	L	91-83
1/11/81	Rutgers	14	3	A	L	69-67
1/24/81	So. Carolina	9	13	H	W	70-65
3/10/81	N.C. State	10	14	H	W	5-74
2/2/86	Auburn	NR	11	A	W	91-90 (2 OT)
1/11/90	LSU	NR	16	H	L	80-79
12/10/93	WKU	NR	20	A	L	82-77
12/31/93	North Carolina	NR	6	N	L	80-75
2/20/94	Tennessee	NR	1	H	L	95-89
12/8/97	Western Ky.	NR	14	A	W	66-64
2/15/07	Georgia	NR	11	H	L	72-82
1/7/10	Georgia	NR	8	A	L	60-61
12/6/13	Baylor	5	9	N	W	133-130 (4OT)
2/12/15	Miss. State	10	13	H	W	92-90 (2OT)
11/15/15	Arizona State	18	15	A	W	68-64
12/4/16	Louisville	17	7	A	L	69-67
12/11/16	Arizona St.	15	23	H	L	73-71
2/23/17	Miss. State	22	3	H	W	78-75
1/3/21	Miss. State	13	12	A	W	92-86
11/16/24	Louisville	20	18	H	W	71-61

REGULAR SEASON TOURNAMENTS

The Wildcats are 94-42 in regular-season tournaments with 29 tournament titles.

1975-76

Christmas Tournament
W, Gulf Coast, 79-77
L, Delta State, 89-40
L, Anderson College, 81-71

Tennessee Tech Tournament
Cookeville, Tenn.
L, Tennessee, 70-67
W, Austin Peay, 76-61

Louisville Classic
Louisville, Ky.
W, Bellarmine, 72-52
L, Eastern Kentucky, 70-54

1976-77

Christmas Tournament
L, Belhaven, 74-56
W, Indiana, 57-46
W, Pittsburgh, 74-67
W, Central Missouri, 74-67

Tennessee Tech Tournament
Cookeville, Tenn.
W, UT-Chattanooga, 75-58
W, UT-Martin, 63-56
L, Tennessee Tech, 92-69

1977-78

***MTSU Tournament**
Murfreesboro, Tenn.
W, Memphis State, 101-94
W, Miss. U. for Women, 78-75

All-Tournament Team
Debbie Mack, Geri Grigsby

Lady Kat Invitational
Lexington, Ky.
L, Alabama, 66-62
W, Indiana, 73-34

All-LKIT
Linda Edelman, Kentucky
Debra Oden, Kentucky
(Chandler-Blanding Cup recipient)

1978-79

MTSU Tournament
Murfreesboro, Tenn.
L, MTSU, 90-87
L, Miss. U. for Women, 81-76 OT

Lady Kat Invitational
Lexington, Ky.
W, Florida, 80-69
L, Dayton, 72-52

1979-80

***Lady Kat Invitational**
Lexington, Ky.
W, Georgia, 82-61
W, Mississippi State, 86-68

All-Tournament Team
Patty Jo Hedges, Kentucky
Mary Boatwright, Miss. State
Bernadette Locke, Georgia
Vicki McCall, Miss. State
Liz Lukschu, Kentucky

1980-81

***Lady Kat Invitational**
Lexington, Ky.
W, James Madison, 72-54
W, Indiana State, 93-80

All-Tournament Team
Maria Donhoff, Kentucky
Patty Jo Hedges, Kentucky
MVP – Valerie Still, Kentucky
Judy Ellner, Indiana State
Peggy Jackson, Indiana State
Donna Firebaugh, James Madison

1981-82

Detroit Classic Tournament
Detroit, Mich.
L, N.C. State, 77-67
W, Seton Hall, 90-62

All-Tournament Team
Patty Jo Hedges, Kentucky
Valerie Still, Kentucky

***Lady Kat Invitational**
Lexington, Ky.
W, Cincinnati, 79-66
W, Southern Illinois, 74-56

All-Tournament Team
MVP-Valerie Still, Kentucky
Patty Jo Hedges, Kentucky
Lea Wise, Kentucky
Cheryl Cook, Cincinnati
D.D. Plab, Southern Illinois

1982-83

***Lady Kat Invitational**
Lexington, Ky.
W, South Florida, 93-65
W, Arkansas, 77-43

All-Tournament Team
Patty Jo Hedges, Kentucky
Valerie Still, Kentucky
MVP - Lea Wise, Kentucky
Maxine Farmer, Georgia State
Bettye Fiscus, Arkansas

1983-84

***Lady Kat Dial Classic**
Lexington, Ky.
W, Eastern Kentucky, 77-67
W, Valdosta State, 89-69
* - Won the tournament title

All-Tournament Team
MVP - Karen Mosley, Kentucky
Lisa Collins, Kentucky
Tina Cottle, Eastern Kentucky
Janet Huff, Wisconsin
Gina Bozeman, Valdosta State

1984-85

***Lady Kat Dial Classic**
W, Morehead State, 77-66
W, West Virginia, 70-63

All-Tournament Team
MVP - Leslie Nichols, Kentucky
Diane Stephens, Kentucky
Georgeann Wells, West Virginia
Olivia Breadley, Morehead St.
Connie Applelman, Morehead St.
C.Q. Data Systems Tournament at N.C. State
Raleigh, N.C. (Reynolds Coliseum)
W, N.C. State, 78-69
L, Old Dominion, L, 66-59

All-Tournament Team
Leslie Nichols, Kentucky
Sandy Harding, Kentucky

1985-86

***Lady Kat Dial Classic**
Lexington, Ky.
W, Cleveland State, 101-63
W, MTSU, 85-77

MVP - Leslie Nichols, Kentucky
Debbie Miller, Kentucky
Jodie Whitaker, Kentucky
Kim Webb, MTSU
Janet Knight, Clemson

1986-87

***Lady Kat Invitational**
Lexington, Ky.
W, Bowling Green St., 74-62
W, Illinois State, 78-70

All-Tournament Team
MVP – Bebe Croley, Kentucky
Sandy Harding, Kentucky
Ellen McGrew, Illinois State
Susan Willman, Illinois State
Jackie Motycka, Bowling Green

St. John's Christmas Tournament
Jamaica, N.Y. (Alumni Hall)
W, Howard, 65-62
L, Duke, 68-63

1987-88

***Lady Kat Invitational**
Lexington, Ky.
W, Louisville, 98-77
W, East Carolina, 93-75

All-Tournament Team
Belitta Croley, Kentucky
Pam Shrum, Kentucky
MVP – Jodie Whitaker
Sue Niessen, Central Michigan
Monique Pompili, East Carolina
Alma Bethea, East Carolina

1988-89

***Lady Kat Invitational**
Lexington, Ky.
W, American University, 84-46
W, Radford, 89-83

All-Tournament Team
MVP – Jodie Whitaker, Kentucky
Kristi Cushenberry, Kentucky
Patrinda Toney, Radford
Stephanie Howard, Radford
Polly Innerarity, Florida A&M

1989-90

***Lady Kat Invitational**
Lexington, Ky.
W, Kentucky State, 121-44
W, Missouri, 102-84

All-Tournament Team
MVP – Kristi Cushenberry, Kentucky
Vanessa Foster-Sutton, Kentucky
Tracye Davis, Kentucky
Lisa Sanbothe, Missouri
Amy Humphries, Evansville

***Michigan State Holiday Classic**
East Lansing, Mich.
(Jack Breslin Student Events Center)
W, Michigan State, 89-72
W, Miami (Fla.), 80-71

REGULAR SEASON TOURNAMENTS

All-Tournament Team
Kristi Cushneberry, Kentucky

1990-91

***Lady Kat Invitational**
Lexington, Ky.
W, Kent State, 114-83
W, Duquesne, 101-56

All-Tournament Team
MVP – Jocelyn Mills, Kentucky
Stacy McIntyre, Kentucky
Stephanie Greer, Valparaiso
Ann Forbes, Kent State
Darcie Vincent, Duquense

***Nevada-Reno New Year's Classic**
Reno, Nevada (Old Gym)
W, Northeast Louisiana, 73-66
W, Indiana, 78-71

All-Tournament Team
Stacy McIntyre, Kentucky
Kristi Cushenberry, Kentucky

1991-92

Lady Kat Invitational
Lexington, Ky.
W, Wichita State, 79-58
L, Houston, 76-70

All-Tournament Team
Tedra Eberhart, Kentucky
MVP – Stacy McIntyre, Kentucky
Darla Simpson, Houston
LaShawn Johnson, Houston
Tami Varnado, Alcorn State

Kansas Dial Classic
Lawrence, Kan. (Allen Fieldhouse)
W, St. John's, 83-77
L, Kansas, 62-51

St. John's Cahill Classic
Jamaica, N.Y. (Alumni Hall)
W, Holy Cross, 87-69
L, St. John's, 73-64

All-Tournament Team
Stacy McIntyre, Kentucky

1992-93

***Lady Kat Invitational - Lexington, Ky.**
W, Murray State, 89-55
W, Connecticut, 75-54

All-Tournament Team
MVP - Jocelyn Mills, Kentucky
Mia Daniel, Kentucky
Darlene Saar, George Washington
Jennifer Rizzotti, Connecticut
Jennifer Parker, Murray State

Iowa Amana Hawkeye Classic
Iowa City, Iowa (Carver-Hawkeye Arena)
L, UNC-Charlotte, 57-54
W, West Virginia, 73-63
All-Tournament Team
Jocelyn Mills, Kentucky

Wichita State Pizza Hut Classic
Wichita, Kan. (Levitt Arena)
L, Oklahoma State, 61-57
W, Chicago State, 95-33
All-Tournament Team
Stacey Reed, Kentucky

1993-94

***Lady Kat Invitational**
Lexington, Ky.
W, Marist, 96-65
W, Georgetown, 87-82

All-Tournament Team
MVP - Tedra Eberhart, Kentucky
Stacey Reed, Kentucky
Christe Jordan, Kentucky
Nadira Ricks, Georgetown
Jean-Marie Lesko, Marist

***Citrus Sports Travel Holiday Classic**
Orlando, Fla. (UCF Arena)
W, Central Florida, 87-45
W, Florida State, 58-55

All-Tournament Team
Stacey Reed, Kentucky

1994-95

Lady Kat Invitational
Lexington, Ky.
W, UMass, 73-55
W, St. John's, 67-54

All-Tournament Team
MVP – Stacey Reed, Kentucky
Vonda Jackson, Kentucky
Tawana Jackson, St. John's
Traci Parsons, Eastern Michigan
Melissa Gurile, UMass

1995-96

***UK Invitational Tournment**
Lexington, Ky.
W, UNC-Asheville, 98-76
W, Toledo, 88-76

All-Tournament Team
Tiffany Wait, Kentucky

Northwestern Inv. Tournament
Evanston, Ill. (Welsh-Ryan Arena)
W, Loyola (Md.), 67-54
L, Northwestern, 78-42

All-Tournament Team
Shaunda Roberts, Kentucky

Big Four ACC Classic
Greensboro, N.C.
L, Duke, 73-54
L, N.C. State, 66-62

All-Tournament Team
Kim Denkins, Kentucky

1996-97

Western Michigan Tournament
Kalamazoo, Mich. (University Arena)
L, Michigan, 68-54
W, Western Michigan, 61-44
***Villanova Wildcat Classic**
Villanova, Penn. (duPont Pavilion)
W, Alaska-Anchorage, 76-41
W, Villanova, 63-54

All-Tournament Team
MVP – Nikki Hay, Kentucky

1997-98

Nebraska CableVision Classic
Lincoln, Neb. (Bob Devaney Sports Center)
W, Illinois-Chicago, 60-46
L, Nebraska, 68-59

All-Tournament Team
Laura Meadows, Kentucky
Tiffany Wait, Kentucky

***Citizen's Bank Dartmouth Classic**
Hanover, N.H. (Leede Arena)
W, UMass, 57-51
W, Northeastern, 76-39

All-Tournament Team
MVP – Jaye Barnes, Kentucky
Laura Meadows, Kentucky

1998-99

Rainbow Wahine Classic
Honolulu, Hawaii (Stan Sheriff Center)
W, Louisville, 73-62
W, Hawaii, 66-57
L, UCLA, 64-54

All-Tournament Team
Jaye Barnes, Kentucky

***Wichita State Shocker Shootout**
Wichita, Kan. (Levitt Arena)
W, Eastern Illinois, 90-71
W, Wichita State, 58-51

All-Tournament Team
MVP – Jaye Barnes, Kentucky
Tiffany Wait, Kentucky

1999-00

Coaches vs. Cancer Challenge
Hartford, Conn. (Hartford Civic Center)
L, Connecticut, 68-62
L, Clemson, 70-65

All-Tournament Team
Erica Jackson, Kentucky

2000-01

Pepperdine Classic
Malibu, Calif. (Firestone Fieldhouse)
L, Missouri, 86-51
L, Houston, 78-77

Baptist Health Systems
Women's Fab Four Classic
Miami, Fla. (Golden Panther Arena)
W, Florida International, 60-58

2001-02

Lady Tiger Classic
Memphis, Tenn. (Elma Roane Field House)
W, Sam Houston State, 100-55
L, Memphis, 63-55

All-Tournament Team
Rita Adams, Kentucky
SeSe Helm, Kentucky
Charity Clay, UMKC
Princess Swilley, Memphis
MVP – Shannon Hamp, Memphis

***Dartmouth Blue Sky**
Restaurant Group Classic
Hanover, N.H. (Edward Leede Arena)
W, Southern Mississippi, 59-44
W, Lafayette, 83-60

All-Tournament Team
MVP – SeSe Helm, Kentucky
LaTonya McDole, Kentucky
Katherine Hanks, Dartmouth
Jennifer Bayer, Lafayette
Lana Lewis, Southern Mississippi
La'Tasha Summerall, Southern Mississippi

REGULAR SEASON TOURNAMENTS

2002-03

Seattle Times Husky Classic
Seattle, Wash. (Bank of America Arena)
W, Pacific, 77-61
L, Washington, 88-56

All-Tournament Team
MVP - Giuliana Mendiola, Washington
Sara Potts, Kentucky
Loree Payne, Washington
Andrea Lalum, Washington
Nancy Dinges, Pacific
Caitlin Crist, Saint Bonaventure

Hawaii Invitational
Honolulu, Hawaii (Stan Sheriff Center)
L, Hawaii, 70-59
W, Long Island, 72-64

All-Tournament Team
Co-MVP - Christen Roper, Hawaii - (Co-MVP)
Co-MVP - Natasja Allen, Hawaii
Jenny Pfeiffer, Kentucky
Tamika Dudley, Long Island
Constance Jinks, UNLV
Jade Abele, Hawaii

2003-04

Odwalla Classic
San Francisco, Calif. (War Memorial Gym)
W, Duquesne, 90-83
L, San Francisco, 67-59

All-Tournament Team
MVP - SeSe Helm, Kentucky
Keiko Tate, Kentucky
Carey Souer, San Francisco
Toni Russell, San Francisco
Ashley Hallstead, Davidson

2004-05

Paradise Jam (St. John Bracket - Round Robin)
St. Thomas, US Virgin Islands
(UVI Sports and Fitness Center)
W, Duquesne, 73-70
L, South Dakota State, 55-57
L, #17/18 Rutgers, 60-75

All-Tournament Team
MVP - Michelle Campbell, Rutgers
Sara Potts, Kentucky
Chelsea Newton, Rutgers
Matee Ajavon, Rutgers
Shannon Howell, Oregon State
Shannon Schlagel, South Dakota State

Pepperdine Thanksgiving Classic
Malibu, Calif. (Firestone Fieldhouse)
W, Indiana State 68-58
W, Hofstra 67-54

All-Tournament Team
MVP - Sarah Elliott, Kentucky
Samantha Mahoney, Kentucky
Jasmane Clarendon, Pepperdine
Melanie Boeglin, Indiana State
Cigi McCollin, Hofstra
Lizanne Murphy, Hofstra

2005-06

Pepperdine Thanksgiving Classic
Malibu, Calif. (Firestone Fieldhouse)
W, Indiana State 68-58
W, Hofstra 67-54

All-Tournament Team
MVP - Sarah Elliott, Kentucky
Samantha Mahoney, Kentucky
Jasmane Clarendon, Pepperdine
Melanie Boeglin, Indiana State
Cigi McCollin, Hofstra
Lizanne Murphy, Hofstra

2006-07

Women's Sports Foundation Tournament
Lexington, Ky. (Memorial Coliseum)
W, Washington State 80-51
L, Indiana 51-54

All-Tournament Team
MVP - Jamie Braun, Indiana
Sarah Elliott, Kentucky
Samantha Mahoney, Kentucky
Kim Roberson, Indiana
Alex Tchangoue, Wake Forest

Odwalla Classic
San Francisco, Calif. (War Memorial Gym)
L, Delaware 70-86
W, Southern Illinois 78-59

All-Tournament Team
MVP -Tyresa Smith, Delaware
Sarah Elliott, Kentucky
Dominique Carter, San Francisco
Chrissy Fisher, Delaware
Carlai Moore, Southern Illinois

Wells Fargo New Year's Classic
San Antonio, Texas (USTA Convocation Center)
W, Kent State 82-47
W, Memphis 86-51

All-Tournament Team
Sarah Elliott, Kentucky
Vivian Ewalefo, UTSA
Lynsey Freeman, UTSA
Jamilah Humes, Kent State
Aroha Jennings, Memphis

2007-08

Rainbow Wahine Classic
Honolulu, Hawaii (Stan Sheriff Center)
L, Minnesota 80-92
L, #21/22 Texas 60-72
W, Lipscomb 76-55

All-Tournament Team
MVP – Danielle Hood, Hartford
Brittainey Raven, Texas
Emily Fox, Minnesota
Ashley Ellis-Milan, Minnesota
Lyndra Littles, Virginia
Monica Wright, Virginia
Diana Delva, Hartford
Marylynne Schaefer, Hartford

2008-09

Courtyard LaGuardia Turkey Classic
Brooklyn, N.Y. (Wellness, Recreating and Athletic Center)
W, Yale, 87-82
W, Long Island, 46-43

All-Tournament Team
MVP - Carly Ormerod, Kentucky
Amber Smith, Kentucky
Connie James, Long Island
Ashley Palmer, Long Island
Melissa Colborne, Yale

2010-11

Lady Eagle Thanksgiving Classic sponsored by LaQuinta Inn
Hattiesburg, Miss. (Reed Green Coliseum)
W, Murray State, 91-59
W, Southern Miss, 79-60

All-Tournament Team
MVP - A'dia Mathies, Kentucky
Kastine Evans, Kentucky
Jamierra Faulkner, Southern Miss
Rachel Vigers, Southern Miss
Mercedes Johnson, Louisiana-Lafayette
Kayla Lowe, Murray State

2014-15

Paradise Jam (Reef Division)
St. Thomas, Virgin Islands (UVI Sports and Fitness Center)
L, vs. Illinois 71-77
W, vs. Oklahoma, ot, 92-88
W, vs. USF, 61-57

All-Tournament Team
MVP – Makayla Epps, Kentucky
Jennifer O'Neill, Kentucky
Courtney Williams, USF
Ivory Crawford, Illinois
Sharane Campbell-Olds, Oklahoma

2016-17

Kentucky Classic
Lexington, Ky. (Memorial Coliseum)
W, vs. No. 14 Miami (Fla.), 82-66
W, vs. Albany, 70-46
Miami (Fla.) def. Albany 77-53

2018-19

Paradise Jam
St. Thomas Virgin Islands (UVI Sports & Fitness Center)
W, vs. No. 17 South Florida, 85-63
W, vs. rv UCLA, 75-74 (ot)
W, vs. North Carolina, 85-75

All-Tournament Team
MVP – Rhyne Howard, Kentucky
Taylor Murray, Kentucky

2022-23

Baha Mar Hoops Pink Flamingo Championship
Nassau, Bahamas (Baha Mar Grand Ballroom)
L, vs. No. 14/14 Virginia Tech, 82-74
W, vs. Dayton, 70-44

2023-24

Paradise Jam
St. Thomas Virgin Islands (UVI Sports & Fitness Center)
L, vs. No. 10/16 NC State, 84-55
L, vs. No. 3/4 Colorado, 96-53
L, vs. Cincinnati, 65-41

2024-25

Music City Classic
Nashville, Tenn. (Trevecca Nazarene University)
W, vs. Arizona State, 77-61
W, vs. No. 19/19 Illinois, 76-53

2025-26

Discover Puerto Rico Tournament
San Juan, Puerto Rico (Coliseo Guillermo Angulo Carolina)
L, vs. No. 7/6 Maryland, 74-66
W, vs. Morgan State, 101-39

HISTORIC MEMORIAL COLISEUM RECORDS

- Historic Memorial Coliseum recently underwent an $82 million renovation that began in March 2023 and was completed in Spring 2025.
- That renovation included state-of-the-art upgrades to women's basketball's locker room, film room and lounge.
- The renovation is the biggest investment in women's sports facilities in school history.
- Historic Memorial Coliseum continues to pay tribute to and honors more than 9,000 servicemen and women who died in World War II and also honors those who have fallen in the Korean War, Vietnam War and subsequent military service.
- Among the Kentuckians who died in World War II were 344 University of Kentucky students, faculty and staff, 25 of whom were student-athletes.
- Situated along Euclid Avenue on the University of Kentucky campus, Historic Memorial Coliseum was first completed in 1950 at a cost of approximately $4 million.
- The facility covers an entire city block and has as much space as a seven-story office building.

HOME COURT WINNING STREAKS

	Games	Began	Ended
1.	34	Feb. 13, 2011	Feb. 3, 2013
2.	30	Feb. 12, 1980	Jan. 31, 1982
3.	25	March 19, 2009	Jan. 9, 2010
4.	19	Feb. 23, 1982	Feb. 9, 1983
5.	14	Feb. 27, 2014	Jan. 29, 2015
	14	Jan. 31, 1990	Jan. 27, 1991
7.	13	Jan. 30, 1984	Jan. 13, 1985
8.	12	Nov. 4, 2024	Jan. 30, 2025
9.	11	Feb. 7, 1987	Jan. 7, 1988
	11	Feb. 10, 1979	Feb. 2, 1980

TOP 20 SINGLE-GAME ATTENDANCE RECORDS

1.	10,622	Old Dominion	2/05/83
2.	8,429	Tennessee	1/29/04
3.	8,223	Auburn	2/18/83
4.	8,200	Tennessee	2/09/83
5.	8,130	Tennessee	1/23/00
6.	7,965	Tennessee	3/3/13
7.	7,963	Louisville	12/11/13
8.	7,961	Tennessee	1/12/12
9.	7,951	Louisville	12/4/11
10.	7,888	Florida	1/22/12
11.	7,871	Alabama	1/29/12
12.	7,742	South Carolina	2/2/10
13.	7,646	LSU	2/13/11
14.	7,643	Mississippi State	2/20/05
15.	7,589	Arkansas	2/21/16
16.	7,565	Ole Miss	1/14/07
17.	7,560	South Carolina	3/1/15
18.	7,429	Ole Miss	2/2/12
19.	7,407	Tennessee	1/29/15
20.	7,278	Tennessee	1/17/08

YEAR-BY-YEAR IN MEMORIAL (SINCE 1976-77)

1976-77	7-2
1977-78	13-3
1978-79	5-7
1979-80	11-1
1980-81	15-0
1981-82	16-2
1982-83	15-2
1983-84	11-6
1984-85	10-5
1985-86	13-2
1986-87	8-5
1987-88	12-4
1988-89	9-4
1989-90	10-2
1990-91	10-3
1991-92	9-4
1992-93	10-3
1993-94	9-4
1994-95	7-5
1995-96	6-5
1996-97	4-6
1997-98	7-4
1998-99	7-3
1999-2000	7-5
2000-01	5-7
2001-02	3-8
2002-03	7-5
2003-04	6-6
2004-05	12-4
2005-06	9-2
2006-07	8-3
2007-08	9-4
2008-09	11-6
2009-10	17-0
2010-11	13-2
2011-12	17-0
2012-13	15-1
2013-14	14-3
2014-15	13-3
2015-16	14-2
2016-17	16-3
2017-18	9-4
2018-19	13-3
2019-20	13-2
2020-21	9-2
2021-22	11-3
2022-23	7-8
2023-24	0-0
2024-25	15-3
2025-26	12-3
Total	**515-178 (.743)**

YEAR-BY-YEAR HOME ATTENDANCE FIGURES

Year	Games	Total Att.	Avg.
2025-26	15	68,740	4,583
2024-25	18	85,738	4,763
2023-24 ~	17	47,222	2,778
2022-23 (28th)	17	62,813	3,695
2021-22 (22nd)	16	61,869	3,867
2020-21 *	13	16,416	1,263
2019-20 (19th)	17	80,853	4,756
2018-19 (18th)	18	85,807	4,767
2017-18 (15th)	16	82,984	5,187
2016-17 (14th)	20	104,252	5,213
2015-16 (8th)	18	116,164	6,454
2014-15 (7th)	17	108,436	6,379
2013-14 (9th)	19	121,089 !	6,727 !
2012-13 (11th)	17	104,447	6,144
2011-12 (13th)	18	113,068	6,282
2010-11 (11th)	15	95,453	6,364
2009-10 (17th)	17	95,615	5,624
2008-09 (21st)	17	75,194	4,423
2007-08 (23rd)	18	85,769	4,765
2006-07 (14th)	15	87,943	5,863
2005-06 (20th)	15	77,411	5,161
2004-05 (20th)	19	90,663	4,772
2003-04 (17th)	14	72,553	5,182
2002-03	13	22,024	1,694
2001-02	11	12,681	1,153
2000-01	12	17,746	1,479
1999-00	12	29,643	2,470
1998-99	10	18,443	1,844
1997-98	11	15,728	1,430
1996-97	10	6,817	682
1995-96	11	8,456	769
1994-95	13	15,540	1,195
1993-94	13	17,649	1,358
1992-93	13	19,511	1,501
1991-92	13	17,087	1,314
1990-91	14	16,011	1,143
1989-90	14	18,777	1,341
1988-89	13	14,575	1,121
1987-88	16	13,400	837
1986-87	13	18,025	1,386
1985-86	16	18,887	1,180
1984-85	16	23,990	1,499
1983-84	17	18,880	1,110
1982-83	17	61,975	3,645 #
1981-82	19	41,000	2,158
1980-81	15	29,224	1,948

The original capacity of Historic Memorial Coliseum for basketball games was 12,000. In 1990, a $1 million renovation project reduced the capacity to 8,500. Following the most recent renovation, the current capacity is 6,250.

~ Home games were played at three locations, including Rupp Arena, Clive M. Beck Center and Davis-Reid Alumni Gym
! Program record
Led the nation
* Attendance not ranked due to COVID-19
1974-79 attendance not available
All years include games played at Rupp Arena

HISTORIC MEMORIAL COLISEUM RECORDS

TEAM

	Kentucky	Opponent
Points in a game	121 vs. Kentucky State - 11/24/89	102, Miami (OH) - 12/21/02
Points in a half	64 (2nd) vs. Miami - 2/8/86	64 (2nd), Tennessee - 2/18/88
Margin of victory	77 vs. Kentucky State - 11/24/89	72, Tennessee - 1/21/01
Field goals	53 vs. Kentucky State - 11/24/89	42, Tennessee - 1/21/01
Field goals att.	92 vs. Kentucky State - 11/24/89/Morehead St. - 11/18/15	90, Memphis State, 1/31/82
Field goal pct.	71.4 vs. Alabama - 2/7/87	70.2, Vanderbilt - 1/11/01
3-PT goals	17 vs. Monmouth - 11/6/25	14, Kansas State - 3/23/25
3-PT goals att.	36 vs. LSU - 2/23/25	36, Arkansas, 2/15/18
3-PT goal pct.	85.7 vs. Florida - 2/11/89	87.5 (7-of-8), Georgia - 2/27/2020
Free throws	36 vs. Louisville - 12/20/09	31, Austin Peay - 11/15/98
Free throws att.	52 vs. Louisville - 12/20/09	49, Austin Peay - 11/15/98
Free throw pct.	1.000 (11-11) vs. Furman - 12/6/08	1.000, Louisville - 2/22/00
		1.000, Auburn - 1/17/16
		1.000, USC Upstate (4-4) - 11/12/25
Rebounds	67 vs. Wright State - 3/22/14/Morehead St. - 11/18/16	63, Tennessee - 1/21/01
Assists	33 vs. Michigan - 1/23/82	29, Louisville - 2/23/82; Tennessee - 2/28/82
Turnovers	35 vs. Tennessee - 1/14/96	49, Arkansas-Pine Bluff - 12/11/11
Blocked shots	19 vs. North Carolina A&T - 12/6/05	13, 2x, last vs. Kansas State - 3-23-25
Steals	25 vs. Jacksonville St. - 11/15/11, Arkansas PB - 12/21/10	20, Memphis State - 12/4/93
Personal fouls	33 vs. Indiana - 12/7/93	36, Marquette - 12/2/89

INDIVIDUAL

	Kentucky	Opponent
Points in a game	42, Valerie Still vs. Charleston - 12/19/82	39, Cornelia Gayden, LSU - 2/26/94
	42, Makayla Epps vs. Mississippi State - 2/12/15	39, Victoria Vivians, Mississippi State - 2/12/15
Field goals	18, Makayla Epps vs. Mississippi State - 2/12/15	16, Tanya Haave, Tennessee - 2/9/83
Field goal att.	30, Makayla Epps vs. Mississippi State - 2/12/15	29, Daphne Smith, Detroit - 2/26/86
		29, Victoria Vivians, Mississippi State - 2/12/15
Field goal pct.	1.000 Clara Strack (11-of-11) vs. Tennessee - 2/27/25	not tracked
3-PT goals	8, Rhyne Howard vs. Auburn - 2/27/22	8, Temira Pointdexter, Kansas State - 3/23/25
3-PT goals att.	17, Shandra Roberts vs. USC - 1/24/96	17, Sandy Brown, Tennessee- 2/25/88
3-PT goals pct.	1.000, Kristi Cushenberry (5-of-5) vs. Alabama - 2/17/89	1.000, Courtney Boylan, Michigan (4-of-4) - 11/15/08
(min. 3 made)	1.000, Keyla Snowden (5-of-5) vs. Florida - 2/18/10	1.000, Gabby Connally, Georgia (4-of-4) - 2/27/2020
	1.000 Maddie Scherr (4-of-4) vs. Morehead St. - 11/11/22	1.000, Chauntal Battle, Samford (3-of-3) - 12/18/19
	1.000, Carly Ormerod (4-of-4) vs. LSU - 12/18/05	
	1.000, Keyla Snowden (4-of-4) vs. Mississippi Valley State - 11/27/11	
	1.000 Jada Walker (3-of-3) vs. Coastal Carolina - 11/13/22	
Free throws	15, Bernisha Pinkett (15-of-18) vs. Vanderbilt - 1/23/11	15, Druecilla Conners, Morehead St. - 12/20/87
Free throws att.	18, Bernisha Pinkett (15-of-18) vs. Vanderbilt - 1/23/11	19, Druecilla Conners, Morehead St. - 12/20/87
Rebounds	27, Valerie Still vs. National College - 2/9/82	25, Anne Donovan, ODU - 2/5/83
Assists	16, P.J. Hedges vs. Cincinnati - 1/15/82	12, Lea Henry, Tennessee - 2/28/82
	16, Tonie Morgan vs. USC Upstate - 11/12/25	
Blocked shots	7, Clara Strack vs. Hofstra (12/28/25)	8, A'ja Wilson, South Carolina - 1/14/16
Steals	11, Leslie Nichols vs. UofL - 2/14/86	11, M. Marciniak, Tennessee - 1/14/96

MISCELLANEOUS

Most Home Wins in Season:	18 - 2011-12 (17-0 Memorial and 1-0 Rupp Arena)
Largest Attendance in Memorial:	10,622 vs. Old Dominion, 2/5/83

Memorial Coliseum Records since 1980-81

RUPP ARENA RECORDS

SINGLE-GAME ATTENDANCE RECORDS AT RUPP ARENA

Since 1978 -

1.	23,706	#2/2 Duke	12/22/13
2.	22,075	#8/9 Baylor	11/17/14
3.	18,488	DePaul	12/7/12
4.	17,150	#13 Duke	12/20/15
5.	14,508	#6/5 Duke	12/8/11
6.	14,425	Louisville	12/10/15
7.	13,689	#1 Tennessee	1/26/06
8.	13,225	Arizona State	12/11/16
9.	11,256	#7 Louisville	12/15/19
10	10,390	#7 Rutgers	1/12/80
11.	10,192	Louisville	12/28/05
12.	10,031	Florida	02/03/19
13.	9,120	Alabama	2/26/06
14.	8,921	#7 Tennessee	12/31/17
15.	8,335	#9 LSU	1/27/08
16.	7,297	RV/#24 Louisville	12/11/22
17.	7,128	Arkansas	2/18/07
18.	7,126	#11 Georgia	2/15/07
19.	6,629	Auburn	1/19/06
20.	6,521	#10 South Carolina	1/21/18

- Rupp Arena is entering its 51st season in 2026-27.
- The Wildcats have two games schedule in the historic arena this season - vs. Louisville and vs. Clemson. The Cats typically do play at least one game inside Rupp Arena each season, giving Big Blue Nation a unique opportunity to see and experience a game inside the stunning arena but at a more affordable cost.
- The University of Kentucky women's basketball program played almost all of its home games at Rupp Arena in 2023-24, because of the $82 million renovation going on at Historic Memorial Coliseum. That included 12 games - four nonconference games and all eight Southeastern Conference games.
- A center-hung scoreboard, ribbon boards, a new sound system and lighting were installed over 2014-15 and 2015-16. Chair-back seating was installed in the upper-sideline area prior to 2019-20. Two club areas for season ticket holders opened in 2021-22, with a third opening during 2022-23.
- Following renovations in 2019, capacity was lowered to 20,500.
- In 2013-14, UK women's basketball set the new single-game attendance record when 23,706 fans saw Kentucky face No. 2 Duke in Rupp Arena on Dec. 22, 2013. The attendance marked the largest crowd ever to see a college women's basketball game in the Commonwealth — the previous mark was 22,152 for the first Kentucky-Louisville game played in the KFC Yum! Center on Dec. 5, 2010.

RUPP ARENA ALL-TIME HOME RECORD - 36-28 (.563)

1977 (0-1)

Feb. 14	Northern	83-89	Lost

1979 (1-0)

Feb. 10	Detroit-Mercy	80-61	Won

1979-80 (3-0)

Dec. 8	Carson-Newman	96-58	Won
Dec. 15	Indiana	102-52	Won
Jan. 12	Rutgers	97-78	Won

1980 (1-0)

Dec. 13	Carson-Newman	93-54	Won

1981 (1-0)

Dec. 8	Indiana	83-68	Won

1984 (1-0)

Nov. 27	Ohio State	74-61	Won

1986 (0-1)

Jan. 8	Ole Miss	69-72	Lost

1989-90 (1-1)

Dec. 4	Indiana	76-48	Won
Jan. 27	Ole Miss	64-71	Lost

1990 (1-0)

Dec. 15	Dayton	95-68	Won

1995 (1-0)

Jan. 4	Florida	63-55	Won

2002-03 (1-0)

Jan. 2	Marshall	75-42	Won

2003-04 (1-1)

Nov. 25	North Carolina	59-75	Lost
Dec. 3	Louisville	84-80 (OT)	Won

2004-05 (3-0)

Dec. 21	Nicholls State	106-51	Won
Dec. 30	Wake Forest	66-61	Won
Jan. 13	Georgia	71-63	Won

2005-06 (2-2)

Dec. 28	Louisville	55-64	Lost
Jan. 19	Auburn	57-71	Lost
Jan. 26	Tennessee	66-63	Won
Feb. 26	Alabama	80-60	Won

2006-07 (2-2)

Dec. 17	Ark-Pine Bluff	83-46	Won
Jan. 25	Mississippi State	75-83 (2OT)	Lost
Feb. 15	Georgia	72-82 (OT)	Lost
Feb. 18	Arkansas	87-60	Won

2007-08 (1-4)

Nov. 30	WKU	74-78 (OT)	Lost
Dec. 20	Louisville	65-80	Lost
Jan. 27	LSU	46-72	Lost
Feb. 7	Ole Miss	69-54	Won
March 2	South Carolina	57-65	Lost

2011-12 (1-0)

Dec. 8	Duke	72-65	Won

2012-13 (1-0)

Dec. 7	DePaul	96-64	Won

2013-14 (0-1)

Dec. 22	Duke	61-69	Lost

2014-15 (1-0)

Nov. 17	Baylor	74-64	Won

2015-16 (2-0)

Dec. 10	Louisville	72-54	Won
Dec. 20	Duke	71-61	Won
Mar. 25	Washington	72-85	Lost*

2016-17 (0-1)

Dec. 11	Arizona State	73-71ot	Lost

2017-18 (0-3)

Dec. 31	Tennessee	63-49	Lost
Jan. 21	South Carolina	81-64	Lost
Feb. 4	LSU	72-70	Lost

2018-19 (2-0)

Nov. 15	Virginia	63-51	Won
Feb. 3	Florida	62-51	Won

2019-20 (1-1)

Dec. 11	Winthrop	91-36	Won
Dec. 15	Louisville	67-66	Lost

2020-21 (2-0)

Jan. 28	Alabama	81-68	Won
Feb. 11	Tennessee	71-56	Won

2021-22 (0-2)

Dec. 9	DePaul	94-85	Lost
Jan. 23	Ole Miss	63-54	Lost

2022-23 (0-2)

Dec. 11	Louisville	86-72	Lost
Jan. 8	LSU	67-48	Lost

2023-24 (6-6)

Nov. 11	USC Upstate	82-54	Won
Dec. 6	Minnesota	76-57	Lost
Dec. 17	Furman	75-45	Won
Dec. 21	Lipscomb	87-80	Won
Jan. 4	Arkansas	73-62	Won
Jan. 11	Vanderbilt	95-73	Lost
Jan. 21	Missouri	76-71	Won
Feb. 1	Mississippi State	77-74 (OT)	Lost
Feb. 11	Texas A&M	61-44	Lost
Feb. 18	Florida	81-77	Won
Feb. 25	South Carolina	103-55	Lost
Feb. 29	Ole Miss	75-45	Lost

*Note: The Washington game in 2015-16 is not allowed to count towards **UK's home record** since it was an NCAA Regional.*

RUPP ARENA RECORDS

TEAM

	Kentucky	Opponent
Points in a game	106 vs. Nicholls State - 12/21/04	103, South Carolina - 2/25/24
Points in a half	60 (1st) vs. Nicholls State - 12/21/04	50, Washington - 3/25/16
Margin of victory	55 vs. Nicholls State - 12/21/04	48, South Carolina – 2/25/24
	55 vs. Winthrop - 12/11/19	
Field goals	43 vs. Carson-Newman - 12/13/80	38, South Carolina - 2/25/24
Field goal att.	79 vs. DePaul - 12/7/12	79, Rutgers - 1/12/80
	79 vs. Carson-Newman - 12/13/80	
Field goal pct.	60.9 vs. Nicholls State - 12/21/04	64.4, South Carolina - 2/25/24
3-PT goals	13 vs. Winthrop - 12/11/19	13, Minnesota - 12/6/23
3-PT goals att.	23 vs. Winthrop - 12/11/19	32, Louisville - 12/3/03
	23 vs. Missouri - 01/21/24	
3-PT goals pct.	69.2 vs. Marshall - 1/2/03	59.1, Minnesota - 12/3/23
Free throws	31 vs. Rutgers - 1/12/80	33, Louisville - 12/11/22
Free throw att.	47 vs. Rutgers - 1/12/80	39, Louisville - 12/11/22
Free throw pct.	95.8 vs. Wake Forest - 12/30/04	94.7, Georgia - 1/13/05
Rebounds	65 vs. Rutgers - 1/12/80	52, Dayton - 12/15/90
Turnovers	27 vs. Lipscomb - 12/21/23	39, Carson-Newman - 12/8/79
Blocked Shots	9 vs. Nicholls State - 12/21/04	13, Auburn - 1/19/06
Steals	21 vs. Carson-Newman - 12/13/80	13, Carson-Newman - 12/8/79
		13, Indiana - 12/4/89
Personal Fouls	27 vs. Louisville - 12/11/22	34, Rutgers - 1/12/80
	27 vs. Dayton - 12/15/90	
	27 vs. Rutgers - 1/12/80	
Assists	20 vs. Louisville - 12/11/22	30, South Carolina - 2/25/24
	20 vs. Ohio State - 11/27/84	
	20 vs. Furman - 12/17/23	

INDIVIDUAL

	Kentucky	Opponent
Points	32, Valerie Still vs. Rutgers - 1/12/80	37, Iyana Moore, Vanderbilt - 1/11/24
Field goals	13, Valerie Still vs. Rutgers - 1/12/80	14, Talia Walton, Washington - 3/25/16
		14, Iyana Moore, Vanderbilt - 1/11/24
Field goal att.	27, Valerie Still vs. Rutgers - 1/12/80	25, Talia Walton, Washington - 3/25/16
3-PT goals	6, Jenny Pfeiffer vs. Alabama - 2/26/06	6, Cotella Bond-Young, Wake Forest - 12/30/04
		6, Dakota Reeves, USC Upstate - 11/11/23
3-PT goals att.	12, Jenny Pfeiffer vs. Alabama - 2/26/06	15, Sara Nord, Louisville - 12/3/03
Free throws	11, Taylor Murray vs. Florida - 2/3/19	16, Angel Reese, LSU - 1/8/23
Free throw att.	14, Ajae Petty vs. South Carolina - 2/25/24	17, Angel Reese, LSU - 1/8/23
Rebounds	25, Valerie Still vs. Rutgers - 1/12/80	17, Chantel Osahor, Washington - 3/25/16
		17, Aneesah Morrow, DePaul - 12/9/21
Assists	11, Sandy Harding vs. Ohio State - 11/27/84	13, Tyasha Harris, South Carolina - 1/21/18
Blocked Shots	5, Sarah Elliott vs. Louisville – 12/20/07	7, Marita Payne, Auburn - 1/19/06
Steals	8, Malinka Salhi vs. Indiana - 12/4/89	6, Holly Warlick, Tennessee - 1/28/78
		6, Jeriah Warren, Florida - 2/18/24


KENTUCKY
25
THE POSTSEASON

WILDCATS IN THE SOUTHEASTERN CONFERENCE

KENTUCKY AND THE SEC

Women's basketball first came under the auspices of the Southeastern Conference for the 1982-83 season. Games played between SEC teams before that time are not counted in the all-time SEC standings, since there was no uniform number of conference games played each season prior to that time. From 1980-85, the SEC champion was the winner of the SEC Tournament. Since 1986, the SEC champion has been determined by a round-robin schedule. The tournament continues to be held to decide the recipient of the league's automatic NCAA tournament bid.

Twelve Kentucky players have been named to the SEC All-Tournament team:

Valerie Still (1980, 1981, 1982*)
Patty Jo Hedges (1982)
Jodie Whitaker (1988)
Stacy McIntyre (1992)
Victoria Dunlap (2010, 2011)
A'dia Mathies (2010, 2012, 2013)
Keyla Snowden (2012)
Jennifer O'Neill (2014)
DeNesha Stallworth (2014)
Makayla Epps (2015, 2016, 2017)
Evelyn Akhator (2017)
Rhyne Howard (2020, 2021, 2022*)
Dre'una Edwards (2022)

**Tournament MVP*

ANNUAL CHAMPIONS

Year	Overall	SEC	Overall	Coach	UK Seed/Finish	Champion/Site
1980	Tennessee		33-5	Pat Head	Semifinals	Tennessee (Knoxville, Tenn.)
1981	Auburn		26-7	Joe Ciampi	Semifinals	Auburn (Baton Rouge, La.)
1982	**Kentucky**		**24-8**	**Terry Hall**	**Champions**	**Kentucky (Lexington, Ky.)**
1983	Georgia	4-4	27-7	Andy Landers	E2/Quarterfinals	Georgia (Knoxville, Tenn.)
1984	Georgia	7-1	30-3	Andy Landers	E3/Quarterfinals	Georgia (Athens, Ga.)
1985	Tennessee	4-4	22-10	Pat Summitt	E4/1st Round	Tennessee (Oxford, Miss.)
1986	Georgia	9-0	30-2	Andy Landers	6/Quarterfinals	Georgia (Athens, Ga.)
1987	Auburn	8-1	31-2	Joe Ciampi	7/Quarterfinals	Auburn (Albany, Ga.)
1988	Auburn	9-0	32-3	Joe Ciampi	10/Quarterfinals	Tennessee (Albany, Ga.)
1989	Auburn	9-0	32-2	Joe Ciampi	8/1st Round	Tennessee (Albany, Ga.)
1990	Tennessee	8-1	27-6	Pat Summitt	8/1st Round	Auburn (Albany, Ga.)
1991	Georgia	9-0	28-4	Andy Landers	5/Quarterfinals	LSU (Albany, Ga.)
1992	Ole Miss	11-0	29-3	Van Chancellor	6/Semifinals	Tennessee (Albany, Ga.)
1993	Tennessee	11-0	29-3	Pat Summitt	6/Quarterfinals	Vanderbilt (Chattanooga, Tenn.)
1994	Tennessee	11-0	31-2	Pat Summitt	7/Quarterfinals	Tennessee (Chattanooga, Tenn.)
1995	Tennessee	11-0	34-3	Pat Summitt	9/Quarterfinals	Vanderbilt (Chattanooga, Tenn.)
1996	Georgia	10-1	28-5	Andy Landers	12/1st Round	Tennessee (Chattanooga, Tenn.)
1997	Georgia	11-1	25-6	Andy Landers	10/1st Round	Auburn (Chattanooga, Tenn.)
1998	Tennessee	14-0	39-0	Pat Summitt	8/1st Round	Tennessee (Columbus, Ga.)
1999	Tennessee	13-1	31-3	Pat Summitt	7/Semifinals	Tennessee (Chattanooga, Tenn.)
2000	Georgia	13-1	32-4	Andy Landers	9/Quarterfinals	Tennessee (Chattanooga, Tenn.)
	Tennessee	13-1	33-4	Pat Summitt		
2001	Tennessee	14-0	31-3	Pat Summitt	12/1st Round	Georgia (Memphis, Tenn.)
2002	Tennessee	13-1	29-5	Pat Summitt	12/Quarterfinals	Vanderbilt (Nashville, Tenn.)
2003	Tennessee	14-0	33-5	Pat Summitt	9/1st Round	LSU (North Little Rock, Ark.)
2004	Tennessee	14-0	30-3	Pat Summitt	11/1st Round	Vanderbilt (Nashville, Tenn.)
2005	LSU	14-0	33-3	Pokey Chatman	10/1st Round	Tennessee (Greenville, S.C.)
2006	LSU	13-1	31-4	Pokey Chatman	4/Semifinals	Tennessee (North Little Rock, Ark.)
2007	Tennessee	14-0	34-3	Pat Summitt	7/Quarterfinals	Vanderbilt (Duluth, Ga.)
2008	LSU	14-0	31-6	Van Chancellor	4/Semifinals	Tennessee (Nashville, Tenn.)
2009	Auburn	12-2	30-4	Nell Fortner	10/1st Round	Vanderbilt (North Little Rock, Ark.)
2010	Tennessee	15-1	32-3	Pat Summitt	2/Finals	Tennessee (Duluth, Ga.)
2011	Tennessee	16-0	34-3	Pat Summitt	2/Finals	Tennessee (Nashville, Tenn.)
2012	**Kentucky**	**13-3**	**28-7**	**Matthew Mitchell**	**1/Semifinals**	Tennessee (Nashville, Tenn.)
2013	Tennessee	13-3	30-6	Pat Summitt	2/Finals	Texas A&M (Duluth, Ga.)
2014	South Carolina	14-2	29-5	Dawn Staley	4/Finals	Tennessee (Duluth, Ga.)
2015	South Carolina	15-1	34-3	Dawn Staley	6/Semifinals	South Carolina (Little Rock, Ark.)
	Tennessee	15-1	30-6	Holly Warlick		
2016	South Carolina	16-0	33-2	Dawn Staley	4/Semifinals	South Carolina (Jacksonville, Fla.)
2017	South Carolina	14-2	33-4	Dawn Staley	4/Semifinals	South Carolina (Greenville, S.C.)
2018	Miss. State	16-0	37-2	Vic Schaefer	9/Quarterfinals	South Carolina (Nashville, Tenn.)
2019	Miss. State	15-1	33-3	Vic Schaefer	4/Quarterfinals	Mississippi State (Greenville, S.C.)
2020	South Carolina	16-0	32-1	Dawn Staley	3/Semifinals	South Carolina (Greenville, S.C.)
2021	South Carolina	14-2	22-4	Dawn Staley	5/Quarterfinals	South Carolina (Greenville, S.C.)
2022	South Carolina	15-1	35-2	Dawn Staley	**5/Champions**	**Kentucky (Nasvhille, Tenn.)**
2023	South Carolina	16-0	36-1	Dawn Staley	14/Quarterfinals	South Carolina (Greenville, S.C.)
2024	South Carolina	16-0	38-0	Dawn Staley	12/Second Round	South Carolina (Greenville, S.C.)
2025	South Carolina	15-1	35-4	Dawn Staley	4/Quarterfinals	South Carolina (Greenville, S.C.)
	Texas	15-1	35-4	Vic Shaeffer		
2026	South Carolina	15-1	29-2	Dawn Staley	9/Quarterfinals	Texas (Greenville, S.C.)

SEC TOURNAMENT SITE

The 2027 Southeastern Conference Women's Basketball Tournament will be held at Bon Secours Wellness Arena in Greenville, South Carolina, beginning March 3 and concluding on March 7. Seeds 9 through 16 will compete in the first round Wednesday, with the winners advancing to the second round Thursday. Those winners will move on to the quarterfinals Friday, followed by the semifinals Saturday and championship game Sunday.

Future SEC Tournament Dates & Sites
March 3-7, 2027 Greenville, S.C.
March 1-5, 2028 Greenville, S.C.
February 28-March 4, 2029 TBD
March 6-10, 2030 TBD

WILDCATS IN THE SEC TOURNAMENT

TEAM RECORDS

Most Points In a Game
UK: 106 vs. Mississippi State 1/30/1981
Opp: 100 (Tennessee) 3/5/1988

Fewest Points In a Game
UK: 40 vs. Georgia 3/2/2007
Opp: 38 (Georgia) 3/9/2013

Most Rebounds
UK: 57 vs. Arkansas 3/6/1992
Opp: 61 (Florida) 3/2/1990

Fewest Rebounds
UK: 25 vs. LSU 3/4/2006 and 25 vs. Alabama 2/26/1982
Opp: 26 (Georgia) 3/5/2026
26 (Mississippi State) 2/28/2002

Highest Field Goal Percentage
UK: 66.7% vs. Mississippi State 1/30/1981
Opp: 58.0% (LSU) 3/1/2001

Lowest Field Goal Percentage
UK: 20.0% vs. Georgia 3/2/2007
Opp: 22.2% (Georgia) 3/9/2013

Highest Free Throw Percentage
UK: 94.7% vs. Missouri 3/8/2019
Opp: 100% (Arkansas) 3/4/2026

Lowest Free Throw Percentage
UK: 30.4% (7-of-23) vs. Florida 3/2/1990
Opp: 40.0% (Mississippi St.) 2/23/1985, (LSU) 3/4/11

Highest 3-Point Field Goal Percentage
UK: 62.5% vs. Vanderbilt 3/4/1988
Opp: 77.8% (UGA) 3/5/2009

Lowest 3-Point Field Goal Percentage
UK: 0.0% vs. LSU 3/1/2001
0.0% vs. Missouri 3/8/19
Opp: 0.0% (Tennessee) 3/4/1995

Field Goals Made
UK: 37 vs. Alabama 2/26/1982
Opp: 37 (Tennessee) 3/5/1988
37 (South Carolina) 3/5/2016

Field Goals Attempted
UK: 85 vs. Alabama 3/7/1992
Opp: 82 (Tennessee) 3/5/1988

3-Point Field Goals Made
UK: 12 vs. Tennessee 3/5/2022
Opp: 16 (Tennessee) 3/6/2011

3-Point Field Goals Attempted
UK: 30 vs. Arkansas 3/4/2026
Opp: 33 (South Carolina) 3/4/1994

Free Throws Made
UK: 30 vs. LSU 2/26/1999
Opp: 34 (LSU) 3/3/2012

Free Throws Attempted
UK: 40 vs. LSU 2/26/1999
40 vs. LSU 3/3/2016
Opp: 43 (LSU) 3/3/2012

Assists
UK: 29 vs. LSU 2/27/1982
Opp: 29 (Tennessee) 3/28/1982

Steals
UK: 14 vs. Vanderbilt 3/8/2013; LSU 2/26/1999; Auburn 1/31/1981
Opp: 13 (Alabama) 3/7/1992

Blocked Shots
UK: 9 vs. Alabama 3/2/23
Opp: 10 (Tennessee) 2x 3/6/11 and 3/6/2020

Turnovers - High
UK: 25 vs. Mississippi State 2/23/1985
Opp: 28 (Mississippi State) 3/6/2010

Turnovers - Low
UK: 5 vs. South Carolina 3/8/2014
Opp: 6 (South Carolina) 3/4/17

Margin of Victory
30 vs. Arkansas 3/4/2026

Margin of Defeat
34 (Tennessee) 3/5/1988

INDIVIDUAL RECORDS BY KENTUCKY

Points
34 Valerie Still vs. LSU 2/27/1982

Rebounds
19 Jennifer Humphrey vs. Arkansas 3/1/2007

Field Goals Made
13 Valerie Still vs. Tennessee 2/28/1982
13 Valerie Still vs. Mississippi State 1/30/1981

Field Goals Attempted
27 Georgia Amoore vs. Oklahoma 3/7/2025

Free Throws Made
11 Stacey Reed vs. South Carolina 3/4/1994
11 A'dia Mathies vs. Mississippi St. 3/6/2010

Free Throws Attempted
14 Stacey Reed vs. South Carolina 3/4/1994

3-Point Goals Made
6 Amelia Hassett vs. Arkansas 3/4/2026
6 Rhyne Howard vs. LSU 3/4/2022

3-Point Goals Attempted
13 Shaunda Roberts vs. Auburn 3/1/1996
13 Keyla Snowden vs. LSU 3/3/2012
13 Jennifer O'Neill vs. Texas A&M 3/10/2013

Assists
15 Patty Jo Hedges vs. LSU 2/27/1982

Steals
6 Jada Walker vs. Alabama 3/2/2023
6 Taylor Murray vs. Missouri 3/8/2019
6 Leslie Nichols vs. LSU 3/1/1986
6 Valerie Still vs. Auburn 1/31/1981

Blocked Shots
6 Maddie Scherr vs. Alabama 3/2/2023

Turnovers
8 Sandy Harding vs. Georgia 3/8/1987
8 Laurie Hudgens vs. Miss. State 2/23/85

INDIVIDUAL RECORDS BY OPPONENTS

Points
34 Rickea Jackson (Tennessee) 3/3/2023

Rebounds
17 Lori Monroe (Auburn) 3/3/1983
17 Tiffany Clarke (Vanderbilt) 3/5/2011

Field Goals Made
13 Sonya Meadows (Miss. State) 1/30/1981
13 Seimone Augustus (LSU) 3/4/2006

Field Goals Attempted
26 Daisy Casher (MSU) 2/23/1985
Kayla Pointer (LSU) 3/4/2022

Free Throws Made
14 Rickea Jackson (Tennessee) 3/3/2023

Free Throws Attempted
17 Shannon Johnson (South Carolina) 3/4/1994

3-Point Goals Made
7 Angie Bjorklund (Tennessee) 3/6/2011
7 Jasmine Lister (Vanderbilt) 3/8/2013

3-Point Goals Attempted
12 Christi Timmons (USC) 3/4/1994
12 Hannah Cook (Alabama) 3/3/17

Assists
12 Lea Henry (UT) 2/28/1982

Steals
6 Armelie Lumanu (MSU) 3/6/2010

Blocked Shots
7 Tamari Key (Tennessee) 3/6/2020
7 Jordan Horston (Tennessee) 3/3/2023

Turnovers
10 Bonita Branch (LSU) 3/1/1986
10 Armelie Lumanu (MSU) 3/6/2010

WILDCATS IN THE SEC TOURNAMENT

10-TEAM FORMAT

Year	Location	Sd.	Opponent	Score	Result
1980	Knoxville		Alabama (QF)	77-69	W
			Ole Miss (SF)	62-79	L
			Auburn (Con.)	88-59	W
1981	Baton Rouge		Miss. State (QF)	106-82	W
			Auburn (SF)	66-70	L
			Georgia (Con.)	62-72	L
1982	Lexington		Alabama (QF)	82-76	W
			LSU (SF)	85-71	W
			Tennessee (F)	80-74	W
1983	Knoxville	E2	Auburn (QF)	70-85	L
1984	Athens	E3	LSU (QF)	81-91	L
1985	Lexington	E4	Miss. State (1st)	55-58	L
1986	Athens	6	LSU (QF)	66-67	L
1987	Albany	7	Florida (1st)	75-53	W
			Georgia (QF)	64-67	L
1988	Albany	10	Vanderbilt (1st)	75-67	W
			Tennessee (QF)	66-100	L
1989	Albany	8	Florida (1st)	64-67	L
1990	Albany	8	Florida (1st)	54-70	L
1991	Albany	5	LSU (QF)	79-96	L

12-TEAM FORMAT

Year	Location	Sd.	Opponent	Score	Result
1992	Albany	6	Arkansas (1st)	79-63	W
			Alabama (QF)	95-87	W
			Tennessee (SF)	84-90	L
1993	Chattanooga	6	Miss. State (1st)	84-73	W
			Vanderbilt (QF)	61-68	L
1994	Chattanooga	7	South Carolina (1st)	83-80	W
			Vanderbilt (QF)	67-72	L
1995	Chattanooga	9	Auburn (1st)	75-51	W
			Tennessee (QF)	62-74	L
1996	Chattanooga	12	Auburn (1st)	43-58	L
1997	Chattanooga	10	Arkansas (1st)	60-71	L
1998	Columbus	8	Miss. State (1st)	48-67	L
1999	Chattanooga	7	Ole Miss (1st)	75-59	W
			LSU (QF)	81-71	W
			Georgia (SF)	62-68	L
2000	Chattanooga	9	Alabama (1st)	67-63	W
			Georgia (QF)	45-63	L
2001	Memphis	12	LSU (1st)	57-72	L
2002	Nashville	12	Miss. State (1st)	75-72	W
			LSU (QF)	62-74	L
2003	N. Little Rock	9	Auburn (1st)	62-68	L
2004	Nashville	11	Vanderbilt (1st)	41-60	L
2005	Greenville	10	Auburn (1st)	57-62	L
2006	N. Little Rock	4	Florida (QF)	88-70	W
			LSU(SF)	52-79	L
2007	Duluth, Ga.	7	Arkansas (1st)	72-57	W
			Georgia (QF)	40-72	L
2008	Nashville	4	Georgia (QF)	57-50	W
			LSU (SF)	49-66	L
2009	N. Little Rock	10	Georgia (1st)	64-82	L
2010	Duluth, Ga.	2	Auburn (QF)	65-54	W
			Miss.State (SF)	76-65	W
			Tennessee (F)	62-70	L
2011	Nashville	2	LSU (QF)	60-58	W
			Vanderbilt (SF)	69-56	W
			Tennessee (F)	65-90	L
2012	Nashville	1	Florida (QF)	71-67	W
			LSU (SF)	61-72	L

14-TEAM FORMAT

Year	Location	Sd.	Opponent	Score	Result
2013	Duluth, Ga.	2	Vanderbilt (QF)	76-65	W
			Georgia (SF)	60-38	W
			Texas A&M (F)	67-75	L
2014	Duluth, Ga.	4	Florida (QF)	75-70	W
			South Carolina (SF)	68-58	W
			Tennessee (F)	70-71	L
2015	Little Rock, Ark.	6	Vanderbilt (2nd)	67-61	W
			Miss. State (QF)	76-67	W
			Tennessee (SF)	75-64	L
2016	Jacksonville, Fla.	4	LSU (2nd)	79-71	W
			Florida (QF)	92-69	W
			South Carolina (SF)	93-63	L
2017	Greenville, S.C.	4	Alabama (QF)	65-55	W
			South Carolina (SF)	89-77	L
2018	Nashville	9	Alabama (2nd)	71-64	W
			Miss. State (QF)	81-54	L
2019	Greenville, S.C.	4	Missouri (QF)	70-68ot	L
2020	Greenville, S.C.	3	Tennessee (QF)	86-65	W
			Miss. State (SF)	77-59	L
2021	Greenville, S.C.	5	Florida (2nd)	72-64	W
			Georgia (QF)	66-78	L
2022	Nashville, Tenn.	7	Miss. State (2nd)	83-67	W
			LSU (QF)	78-63	W
			Tennessee (SF)	83-74	W
			South Carolina (F)	64-62	W
2023	Greenville, S.C.	14	Florida (1st)	72-57	W
	Greenville, S.C.		Alabama (2nd)	71-58	W
	Greenville, S.C.		Tennessee (QF)	71-80	L
2024	Greenville, S.C.	12	Georgia (1st)	64-50	W
	Greenville, S.C.		Tennessee (2nd)	76-62	L
2025	Greenville, S.C.	4	Oklahoma (QF)	69-65	L
2026	Greenville, S.C.	9	Arkansas (1st)	94-64	W
			Georgia (2nd)	76-61	W
			South Carolina (QF)	87-64	L

KENTUCKY IN THE SEC TOURNAMENT

SEC TOURNAMENT RECORD: 46-46 (.500)

First Round Games: 13-11 (.541)
Second Round Games: 7-1 (.875)
Quarterfinal Games: 17-18 (.485)
Semifinal Games: 6-11 (.352)
Consolation Game: 1-1 (.500)
Championship Games: 2-4 (.200)
- 1982 - W, Tennessee, 80-74 (H)
- 2010 - L, Tennessee, 70-62 (N)
- 2011 - L, Tennessee, 90-65 (N)
- 2013 - L, Texas A&M, 75-67 (N)
- 2014 - L, Tennessee, 71-70 (N)
- 2022 - W, South Carolina, 64-62 (N)

SEC TOURNAMENT TITLES: 2

1982 (UK 80, UT 74)
2022 (UK 64, USC 62)

HEAD-TO-HEADS

	UK	Kenny Brooks (2-2)
vs. Alabama	7-0	-
vs. Arkansas	3-1	1-0
vs. Auburn	3-5	-
vs. Florida	7-2	-
vs. Georgia	4-7*	1-0
vs. LSU	5-8	-
vs. Oklahoma	0-1	0-1
vs. Ole Miss	1-1	-
vs. Missouri	0-1	-
vs. Mississippi State	6-4	-
vs. South Carolina	3-3	0-1
vs. Tennessee	3-9	-
vs. Texas	-	-
vs. Texas A&M	0-1	-
vs. Vanderbilt	4-3	-

**Includes consolations games*

WILDCATS IN THE NCAA TOURNAMENT

TEAM RECORDS

Most Points In a Game
UK: 106 vs. Wright State 3/22/14
Opp: 99 (Dayton) 3/20/15

Fewest Points In a Game
UK: 53 vs. UCONN 4/1/13
Opp: 31 (UNC Asheville) 3/19/16

Most Rebounds
UK: 67 vs. Wright State 3/22/14
Opp: 55 (North Carolina) 3/21/11

Fewest Rebounds
UK: 25 vs. Louisiana Tech 3/20/82
Opp: 23 (West Virginia) 3/23/26

Highest Field Goal Percentage
UK: 59.1% (39-of-66) vs. Illinois 3/14/82
Opp: 64.6% (31-of-48) (Indiana) 3/18/83

Lowest Field Goal Percentage
UK: 31.1% vs. Connecticut 3/27/12
Opp: 20.6% (13-of-63) (UNC Asheville) 3/16/16

Highest Free Throw Percentage
UK: 100% (4-of-4) vs. Michigan State 3/20/06
Opp: 95.0% (19-of-20) (Delaware) 3/30/13

Lowest Free Throw Percentage
UK: 0.0% (0-1) vs. Drake 3/12/86
Opp: 28.6% (6-21) (Louisiana Tech) 3/20/12

Highest 3-Point Field Goal Percentage
UK: 63.6% (7-of-11) vs. Liberty 3/20/10
Opp: 61.1% (11-of-18) (Dayton) 3/22/15

Lowest 3-Point Field Goal Percentage
UK: 11.1% (1-of-9) vs. Chattanooga 3/18/06
Opp: 12.0% (3-of-25) (UNC Asheville) 3/19/16

Field Goals Made
UK: 44 vs. Wright State 3/22/14
Opp: 38 (Louisiana Tech) 3/20/82

Field Goals Attempted
UK: 81 vs. North Carolina 3/21/11
Opp: 83 (Wright State) 3/22/14

3-Point Field Goals Made
UK: 12 (2x) vs. Liberty 3/21/25; vs. Gonzaga 3/25/12
Opp: 11 (Dayton) 3/22/2015, (Washington) 3/25/16

3-Point Field Goals Attempted
UK: 29 (2x) last vs. Liberty 3/21/25; vs. NC State 3/25/19
Opp: 28 (Washington) 3/25/16

Free Throws Made
UK: 31 vs. Nebraska 3/13/1999 and Tenn. St. 3/20/15
Opp: 32 (UCLA) 3/15/99

Free Throws Attempted
UK: 42 vs. Tennessee State 3/20/15
Opp: 35 (Nebraska) 3/13/1999, UCLA 3/15/99 and UConn 3/27/12

Assists
UK: 27 vs. Drake 3/12/86
Opp: 24 (Louisiana Tech) 3/20/82

Steals
UK: 18 vs. Tennessee State 3/20/15
Opp: 21 (Green Bay) 3/19/12

Blocked Shots
UK: 12 (2x) last vs. Liberty 3/21/25; vs. Wright State 3/22/14
Opp: 10 (Connecticut) 4/1/2013; (Ohio St.) 3/19/17

Turnovers- High
UK: 34 vs. Green Bay 3/19/12
Opp: 26 (South Carolina 3/18/82, Tennessee State 3/20/15)

Turnovers- Low
UK: 5 vs. Dayton 3/22/15
Opp: 6 (Ohio State) 3/19/17

Largest Margin of Victory
54 vs. UNC Asheville 3/19/16

Largest Margin of Defeat
24 (UCLA) 3/15/99

INDIVIDUAL RECORDS BY UK

Points (30 or more)
35 Georgia Amoore vs. Liberty 3/21/25
34 A'dia Mathies vs. Dayton 3/26/13
32 A'dia Mathies vs. Liberty 3/20/10
31 Victoria Dunlap vs. Oklahoma 3/30/10
30 Lea Wise vs. Illinois 3/14/82
30 Makayla Epps vs. Washington 3/25/16
30 Makayla Epps vs. Belmont 3/17/17

Rebounds
23 Evelyn Akhator vs. Ohio State 3/19/17
15 Clara Strack vs. West Virginia 3/23/26
14 Clara Strack vs. James Madison 3/21/26
14 Samarie Walker vs. Wright State 3/22/14
14 Evelyn Akhator vs. Washington 3/25/16
13 Valerie Still vs. Illinois 3/14/82
13 Valerie Still vs. South Carolina 3/18/82
13 Valerie Still vs. Indiana 3/18/83
13 Victoria Dunlap vs. Oklahoma 3/30/10
13 Samarie Walker vs. McNeese State 3/17/12
13 Samarie Walker vs. Green Bay 3/19/12

Field Goals Made (10 or more made)
15 Lea Wise vs. Illinois 3/14/82
13 A'dia Mathies vs. Dayton 3/26/13
13 Makayla Epps vs. Washington 3/25/16

Field Goals Attempted
26 Makayla Epps vs. Washington 3/25/16

Free Throws Made
12 A'dia Mathies vs. Liberty 3/20/10

Free Throws Attempted
17 A'dia Mathies vs. Liberty 3/20/10

3-Point Goals Made
6 Georgia Amoore vs. Liberty 3/21/25
6 A'dia Mathies vs. Dayton 3/26/13

3-Point Goals Attempted
13 Amelia Hassett vs. James Madison 3/21/26

Assists
13 Patty Jo Hedges vs. Illinois 3/14/82

Steals
5 Victoria Dunlap vs. Liberty 3/20/2010
5 Jennifer O'Neill vs. Dayton 3/22/2015

Blocked Shots
6 Alexis Jennings vs. Oklahoma, 3/21/2016

Turnovers
10 Lea Wise vs. Louisiana Tech 3/20/1982

INDIVIDUAL RECORDS BY OPPONENTS

Points
35 Wanda Ford (Drake) 3/12/86

Rebounds
19 Sheila Foster (South Carolina) 3/18/82

Field Goals Made
15 Wanda Ford (Drake) 3/12/86

Field Goals Attempted
25 Talia Walton (Washington) 3/25/16

Free Throws Made
15 Maylana Martin (UCLA) 3/15/99

Free Throws Attempted
15 Maylana Martin (UCLA) 3/15/99

3-Point Goals Made
6 Sydney Shaw (West Virginia) 3/23/26

3-Point Goals Attempted
12 Darby Maggard (Belmont) 3/17/17
12 Kelsey Mitchell (Ohio State) 3/19/17

Assists
11 Niya Johnson (Baylor) 3/29/14

Steals
10 Jule Wojta (Green Bay) 3/19/12

Blocked Shots
6 Jodie Cornelie (Dayton) 3/22/15
5 Jessica Breland (North Carolina) 3/21/11

Turnovers
8 Samantha MacKay (Dayton) 3/26/13
8 Megan Lukan (Green Bay) 3/19/12
8 Amber Mays (Liberty) 3/20/10

WILDCATS IN THE NCAA TOURNAMENT

RECORDS

Appearances: 19th last in 2026
Number of Times Hosted First & Second Rounds: 7 last in 2025
Overall Record: 25-19 *(as of March 28, 2026)*
First Round Games: 15-4
Second Round Games: 6-8
Sweet 16: 4-3
Elite Eight: 0-4

HEAD-TO-HEADS

vs. Baylor: 0-1
vs. Belmont: 1-0
vs. Chattanooga: 1-0
vs. Connecticut: 0-2
vs. Dayton: 1-1
vs. Delaware: 1-0
vs. Drake: 0-1
vs. Gonzaga: 1-0
vs. Green Bay: 1-0
vs. Hampton: 1-0
vs. Idaho State: 1-0
vs. Indiana: 0-1
vs. Illinois: 1-0
vs. Iowa: 0-1
vs. James Madison: 1-1
vs. Kansas State: 0-1
vs. Liberty: 2-0
vs. Louisiana Tech: 0-1
vs. McNeese State: 1-0
vs. Michigan State: 1-1
vs. Navy: 1-0
vs. Nebraska: 2-0
vs. North Carolina: 0-1
vs. NC State: 0-1
vs. UNC Asheville: 1-0
vs. Ohio State: 0-1
vs. Oklahoma: 1-1
vs. Princeton: 1-1
vs. South Carolina: 1-0
vs. Syracuse: 1-0
vs. Tennessee State: 1-0
vs. UCLA: 0-1
vs. Washington: 0-1
vs. West Virginia: 1-0
vs. Wright State: 1-0

ALL-TIME GENERAL INFO

Year	Region	Site	UK (Seed)	Opponent (Seed)	Round	Result
1982	Midwest	Lexington, Ky.	Kentucky (2)	Illinois (7)	1st	W, 88-80
		Ruston, La.		South Carolina (3)	Sweet 16	W, 73-69
				Louisiana Tech (1)	Elite Eight	L, 60-82
1983	Mideast	Lexington, Ky.	Kentucky (3)	Indiana (6)	1st	L, 76-87
1986	Midwest	Des Moines, Iowa	Kentucky (7)	Drake (10)	1st	L, 70-73
1991	East	Harrisonburg, Va.	Kentucky (9)	James Madison (8)	1st	L, 62-70
1999	West	Los Angeles, Calif.	Kentucky (6)	Nebraska (11)	1st	W, 98-92
				UCLA (3)	2nd	L, 63-87
2006	Bridgeport	Chicago, Ill.	Kentucky (5)	Chattanooga (12)	1st	W, 69-59
				Michigan State (4)	2nd	L, 63-67
2010	Kansas City	Louisville, Ky.	Kentucky (4)	Liberty (13)	1st	W, 83-77
				Michigan State (5)	2nd	W, 70-52
		Kansas City, Mo.		Nebraska (1)	Sweet 16	W, 76-67
				Oklahoma (3)	Elite Eight	L, 68-88
2011	Spokane	Albuquerque, N.M.	Kentucky (4)	Hampton (13)	1st	W, 66-62 (OT)
				North Carolina (5)	2nd	L, 74-86
2012	Kingston	Ames, Iowa	Kentucky (2)	McNeese State (15)	1st	W, 68-62
				Green Bay (7)	2nd	W, 65-62
		Kingston, R.I.		Gonzaga (11)	Sweet 16	W, 79-62
				Connecticut (1)	Elite Eight	L, 65-80
2013	Bridgeport	Queens, N.Y.	Kentucky (2)	Navy (15)	1st	W, 61-41
				Dayton (7)	2nd	W, 84-70
		Bridgeport, Conn.		Delaware (6)	Sweet 16	W, 69-62
				Connecticut (1)	Elite Eight	L, 53-84
2014	South Bend	Lexington, Ky.	Kentucky (3)	Wright State (14)	1st	W, 106-60
				Syracuse (6)	2nd	W, 64-59
		South Bend, Ind.		Baylor (2)	Sweet 16	L, 72-90
2015	Albany	Lexington, Ky.	Kentucky (2)	Tennessee State (15)	1st	W, 97-52
				Dayton (7)	2nd	L, 99-94
2016	Lexington	Lexington, Ky.	Kentucky (3)	UNC Asheville (14)	1st	W, 85-31
				Oklahoma (6)	2nd	W, 79-58
		Lexington, Ky.		Washington (7)	Sweet 16	L, 85-72
2017	Lexington	Lexington, KY.	Kentucky (4)	Belmont (13)	1st	W, 73-70
				Ohio State (5)	2nd	L, 82-68
2019	Greensboro	Raleigh, N.C.	Kentucky (6)	Princeton (11)	1st	W, 82-77
				NC State (3)	2nd	L, 72-57
2021	River Walk	Alamodome	Kentucky (4)	Idaho State (13)	1st	W, 71-63
		Bill Greehey Arena		Iowa (5)	2nd	L, 86-72
2022	Bloomington	Assembly Hall	Kentucky (6)	Princeton (11)	1st	L, 69-62
2025	Lexington	Lexington, Ky.	Kentucky (4)	Liberty (13)	1st	W, 79-78
				Kansas State (5)	2nd	L, 80-79
2026	Fort Worth 2	Morgantown, W.Va.	Kentucky (5)	James Madison (12)	1st	W, 71-56
				West Virginia (4)	2nd	W, 74-73
		Fort Worth, Texas	Kentucky (5)	Texas (1)	Sweet 16	L, 76-54

NCAA TOURNAMENT GAME-BY-GAME STATS

1982																							
3/14/82	Kentucky	1st Rd	-	39	66	.591	-	-	-	10	24	.417	-	-	47		19	24	24	1	1	88
	Illinois			37	80	.463	-	-	-	6	9	.667	-	-	37		23	21	15	2	17	80
3/18/82	Kentucky	2nd Rd	-	33	74	.446	-	-	-	7	16	.438	-	-	35		14	17	12	0	12	73
	South Carolina			32	67	.478	-	-	-	5	9	.556	-	-	50		17	18	26	4	6	69
3/20/82	Kentucky	Regional Finals	-	26	58	.448	-	-	-	8	9	.889	-	-	25		19	15	21	0	4	60
	Louisiana Tech			38	68	.559	-	-	-	6	21	.286	-	-	42		19	24	16	4	14	82
1983																							
3/18/83	Kentucky	1st Rd	-	28	75	.373	-	-	-	20	30	.667	-	-	42		24	14	19	2	5	76
	Indiana			31	48	.646	-	-	-	25	31	.806	-	-	35		24	18	20	5	5	87
1986																							
3/12/86	Kentucky	1st Rd	-	35	71	.493	-	-	-	0	1	.000	-	-	31		16	27	13	0	7	70
	Drake			32	53	.604	-	-	-	9	16	.563	-	-	30		9	20	13	3	7	73
1991																							
3/13/91	Kentucky	1st Rd	-	24	48	.500	3	9	.333	11	16	.688	4	24	28		18	8	21	0	4	62
	James Madison			28	59	.475	1	8	.125	13	19	.684	1	2	3		15	16	13	2	11	70
1999																							
3/13/99	Kentucky	1st Rd	2,390	31	59	.525	5	12	.416	31	40	.775	18	19	37		26	13	24	2	12	98
	Nebraska			30	60	.500	5	11	.454	27	35	.771	16	15	31		29	11	22	0	12	92
3/15/99	Kentucky	2nd Rd	2,604	21	64	.328	5	23	.217	16	25	.64	14	19	33		26	63	17	1	10	63
	UCLA			26	55	.472	3	11	.272	32	35	.914	12	33	45		18	10	20	3	9	87
2006																							
3/18/06	Kentucky	1st Rd	3,396	23	50	.460	1	9	.111	22	31	.710	13	27	40	40.0	14	13	20	5	11	69
	Chattanooga			24	63	.381	6	27	.222	5	8	.625	14	17	31	31.0	19	13	19	2	9	59
3/20/06	Kentucky	2nd Rd	3,212	26	62	.419	7	20	.350	4	4	1.000	10	23	33	36.5	16	15	14	7	8	63
	#16/17 Michigan State			25	59	.424	3	12	.250	14	19	.737	14	26	40	35.5	5	12	13	4	5	67
2010																							
3/20/10	Kentucky	1st Rd	3,560	25	49	.510	7	11	.636	26	36	.722	9	17	26	26.0	17	15	15	2	16	83
	Liberty			32	64	.500	2	9	.222	11	16	.688	17	21	38	38.0	25	8	22	1	8	77
3/22/10	Kentucky	2nd Rd	3,361	25	59	.424	3	13	.231	17	28	.607	11	29	40	33.0	13	13	11	4	14	70
	#24/25 Michigan St.			19	55	.345	2	12	.167	12	15	.800	8	29	37	37.5	21	9	18	5	8	52
3/28/10	Kentucky	Sweet 16	5,907	31	62	.500	8	16	.500	6	12	.500	13	23	36	34.0	21	15	16	3	10	76
	#4 Nebraska			24	51	.471	5	12	.417	14	20	.700	7	18	25	33.3	15	10	16	2	5	67
3/30/10	Kentucky	Elite Eight	4,021	23	70	.329	2	17	.118	20	22	.909	20	14	34	34.0	17	6	14	0	12	68
	#12 Oklahoma			32	52	.615	5	15	.333	19	21	.905	8	28	36	34.0	18	15	21	2	8	88
2011																							
3/19/11	Kentucky	1st Rd	3,934	22	64	.344	8	19	.421	14	19	.737	15	25	40	40.0	17	14	13	6	8	66
	Hampton (OT)			23	63	.365	6	15	.400	10	13	.769	17	28	45	45.0	16	11	17	6	4	62
3/21/11	Kentucky	2nd Rd	4,014	28	81	.346	5	23	.217	13	17	.765	15	16	31	35.5	23	10	8	3	8	74
	# 14 North Carolina			28	58	.483	3	7	.429	27	30	.900	15	40	55	50.0	21	19	22	8	6	86
2012																							
3/17/12	Kentucky	1st Rd	4,695	25	63	.397	2	17	.118	16	28	.571	22	36	58	58.0	25	15	20	8	6	68
	McNeese State			21	70	.300	2	9	.222	18	25	.720	18	22	40	40.0	21	9	13	2	12	62
3/19/12	Kentucky	2nd Rd	3,254	25	49	.510	4	10	.400	11	16	.688	11	28	39	48.5	16	15	34	4	11	65
	#10/10 Green Bay			21	60	.350	5	17	.294	15	17	.882	12	18	30	35.0	19	14	24	1	21	62
3/25/12	Kentucky	Sweet 16	6,031	27	61	.443	12	21	.571	13	22	.591	17	27	44	47.0	14	18	14	2	9	79
	RV/#24 Gonzaga			27	67	.403	1	6	.167	7	9	.778	14	20	34	34.7	19	12	10	1	8	62
3/27/12	Kentucky	Elite Eight	5,184	19	61	.311	6	21	.286	21	22	.955	14	12	26	41.8	23	8	10	1	8	65
	#3/3 Connecticut			23	45	.511	4	15	.267	30	35	.857	12	28	40	36.0	19	21	18	3	7	80
2013																							
3/24/13	Kentucky	1st Rd	2,717	23	60	.383	3	11	.273	12	15	.800	15	28	43	43.0	11	10	19	4	16	61
	Navy			15	47	.319	6	22	.273	5	13	.385	7	23	30	30.0	14	9	25	2	7	41
3/26/13	Kentucky	2nd Rd	1,144	32	68	.471	8	24	.333	12	16	.750	13	21	34	38.5	23	12	16	2	12	84
	#18/15 Dayton			21	47	.447	4	13	.308	24	30	.800	8	24	32	31.0	15	12	23	2	9	70
3/30/13	Kentucky	Sweet 16	6,031	25	62	.403	7	24	.292	12	19	.632	18	17	35	37.3	18	9	11	2	10	69
	#15/16 Delaware			21	53	.396	1	6	.167	19	20	.950	16	24	40	34.0	21	7	19	1	4	62
4/1/13	Kentucky	Elite Eight	8,594	19	62	.306	4	16	.250	11	15	.733	11	22	33	36.2	20	9	21	5	9	53
	#3/3 Connecticut			29	56	.518	4	11	.364	21	23	.913	7	34	41	35.8	18	12	18	10	11	83
2014																							
			Attend	**FG**	**FGA**	**Pct**	**3FG**	**FGA**	**Pct**	**FT**	**FTA**	**Pct**	**Off**	**Def**	**Tot**	**Avg**	**PF**	**A**	**TO**	**Blk**	**Stl**	**Pts**
3/22/14	Kentucky	1st Rd	5,404	44	80	.550	7	14	.500	11	15	.733	18	49	67	67.0	22	19	22	12	4	106
	Wright State			19	83	.229	3	18	.167	19	32	.594	21	19	40	40.0	14	2	13	4	9	60
3/24/14	Kentucky	2nd Rd	4,661	21	58	.362	4	12	.333	18	28	.643	16	22	38	52.5	19	12	15	6	15	64
	Syracuse			21	63	.333	5	25	.200	12	16	.750	18	23	41	40.5	24	6	23	4	4	59
3/29/13	Kentucky	Sweet 16	8,774	24	69	.348	3	12	.250	21	26	.808	16	23	39	48.0	25	10	8	4	5	72
	#5/6 Baylor			32	67	.478	4	10	.400	22	27	.815	15	32	47	42.7	17	23	9	4	6	90
2015																							
			Attend	**FG**	**FGA**	**Pct**	**3FG**	**FGA**	**Pct**	**FT**	**FTA**	**Pct**	**Off**	**Def**	**Tot**	**Avg**	**PF**	**A**	**TO**	**Blk**	**Stl**	**Pts**
3/20/15	Kentucky	1st Rd	3,223	29	59	.492	8	19	.421	31	42	.738	16	36	52	52.0	19	17	17	7	18	97
	Tennessee State			18	69	.261	7	24	.292	9	13	.692	15	19	34	34.0	27	12	26	1	9	52
3/22/13	Kentucky	2nd Rd	3,320	33	76	.434	4	13	.308	24	38	.632	15	19	34	34.0	25	12	5	4	11	94
	Dayton			30	53	.566	11	18	.611	28	31	.903	5	37	42	42.0	31	16	24	9	1	99

NCAA TOURNAMENT GAME-BY-GAME STATS

2016

			Attend	FG	FGA	Pct	3FG	FGA	Pct	FT	FTA	Pct	Off	Def	Tot	Avg	PF	A	TO	Blk	Stl	Pts
3/19/16	Kentucky	1st Rd	2,701	33	66	.500	8	16	.500	11	14	.786	15	35	50	39.9	11	17	10	7	8	85
	UNC Asheville			13	63	.206	3	25	.120	2	5	.400	14	17	31	34.1	17	4	15	3	4	31
3/21/16	Kentucky	2nd Rd	3,056	22	58	.379	6	13	.462	29	38	.763	11	30	41	39.9	17	12	10	8	3	79
	Oklahoma			18	66	.273	6	22	.273	16	19	.842	17	23	40	34.2	26	11	13	5	4	58
3/25/16	Kentucky	Sweet 16	8,509	32	80	.400	5	21	.238	3	9	.333	13	31	44	40.0	18	13	7	1	3	72
	Washington			33	67	.493	11	28	.393	8	16	.500	5	37	42	34.5	13	16	7	4	4	85

2017

			Attend	FG	FGA	Pct	3FG	FGA	Pct	FT	FTA	Pct	Off	Def	Tot	Avg	PF	A	TO	Blk	Stl	Pts
3/17/17	Kentucky	1st Rd	3,497	26	56	46.4	7	15	46.7	14	19	73.7	10	18	28	36.3	12	18	7	2	4	73
	Belmont			27	59	45.8	9	20	45.0	7	9	77.8	11	22	33	43.1	20	14	13	4	2	70
3/19/17	Kentucky	2nd Rd	2,644	25	73	34.2	3	17	17.6	15	19	78.9	17	33	50	36.0	15	12	12	5	2	68
	Ohio State			33	73	45.2	6	23	26.1	10	18	55.6	11	32	43	44.4	19	20	6	10	7	82

2019

			Attend	FG	FGA	Pct	3FG	FGA	Pct	FT	FTA	Pct	Off	Def	Tot	Avg	PF	A	TO	Blk	Stl	Pts
3/23/19	Kentucky	1st Rd	2,769	27	54	.500	9	18	.500	19	26	.731	5	21	26	34.0	14	15	7	2	11	82
	Princeton			30	64	.649	7	19	.368	10	13	.769	14	24	38	36.3	20	18	16	2	5	77
3/25/19	Kentucky	2nd Rd	2,683	22	69	.319	9	29	.310	4	6	.667	15	16	31	33.9	19	10	5	2	9	57
	NC State			23	50	.460	10	21	.476	16	24	.667	17	33	50	36.7	9	16	16	2	2	72

2021

			Attend	FG	FGA	Pct	3FG	FGA	Pct	FT	FTA	Pct	Off	Def	Tot	Avg	PF	A	TO	Blk	Stl	Pts
3/21/21	Kentucky	1st Rd	0	24	63	.381	8	18	.444	15	18	.833	16	29	45	36.5	13	13	19	3	12	71
	Idaho State			22	57	.386	7	22	.318	12	18	.667	9	25	34	37.3	16	10	18	5	13	63
3/23/21	Kentucky	2nd Rd	0	26	74	.351	7	27	.259	13	16	.813	22	16	38	36.6	13	13	8	4	13	72
	Iowa			35	61	.574	10	19	.526	6	6	1.00	10	27	37	37.3	11	14	15	4	4	86

2022

			Attend	FG	FGA	Pct	3FG	FGA	Pct	FT	FTA	Pct	Off	Def	Tot	Avg	PF	A	TO	Blk	Stl	Pts
3/21/21	Kentucky	1st Rd	6,389	20	56	.357	4	15	.267	18	24	.750	8	22	30	37.1	20	10	15	1	8	62
	Princeton			26	53	.491	3	10	.300	14	20	.700	6	31	37	37.3	17	9	19	2	6	69

2025

			Attend	FG	FGA	Pct	3FG	FGA	Pct	FT	FTA	Pct	Off	Def	Tot	Avg	PF	A	TO	Blk	Stl	Pts
3/21/25	Kentucky	1st Rd	4,015	28	67	.418	12	29	.418	11	13	.846	15	17	32	39.3	17	15	7	12	7	79
	Liberty			29	63	.460	7	20	.350	13	18	.722	18	23	41	39.0	15	17	14	4	2	17
3/23/25	Kentucky	2nd Rd	4,218	33	84	.393	8	30	.267	5	8	.625	19	32	51	51.0	13	14	9	7	7	79
	Kansas State			29	72	.403	14	35	.400	8	11	.727	11	33	44	44.0	11	25	12	13	5	80

2026

			Attend	FG	FGA	Pct	3FG	FGA	Pct	FT	FTA	Pct	Off	Def	Tot	Avg	PF	A	TO	Blk	Stl	Pts
03/21/26	Kentucky James Madison	1st Rd	13,504	24	63	.381	8	26	.308	15	18	.833	13	33	46	46.0	11	16	16	8	10	71
03/23/26	Kentucky West Virginia	2nd Rd	12,830	27	56	.482	5	17	.294	15	18	.833	12	27	39	42.5	16	13	17	6	2	74
03/28/26	Kentucky Texas	Sweet 16	11,197	19	51	.373	5	15	.333	11	14	.786	8	21	29	38.0	16	12	24	4	10	54

ALL-TIME NCAA TOURNAMENT TEAMS



Back Row (L-R): Terry Hall, Coach; Lynn Norenberg, Grad. Asst.; Kathy Lokie, Valerie Still, Jody Runge, Grace Odrick, Terri Naiser, Tayna Fogle, Dottie Berry, Asst. Coach; Mimi Porter, Trainer. Seated (L-R): Michele Oberst, Manager; Lisa Collins, Donna Martin, Patty Jo Hedges, Lori Edgington, Lea Wise, Diane Stephens, Gary Loyd, Manager.

1981-82

Overall Record: 24-8

NCAA Midwest Regionals • Ruston, La.

1st • Kentucky 88, Illinois 80
2nd • Kentucky 73, South Carolina 69
3rd • Louisiana Tech 82, Kentucky 60

- Coach Terry Hall led the Lady Kats to their finest season ever, a 24-8 campaign that ended in the Midwest Regional championship, where UK fell to No. 1-ranked and eventual national champion Louisiana Tech on the Lady Techsters' home floor.
- By the end of the season, UK was playing so well that Hall proclaimed, "If we had been in any other region, we would have been in the Final Four."



Back Row (L-R): Assistant Coach Dottie Berry, Trainer Sue Stanley, Terri Naiser, Valerie Still, Jody Runge, Sally Loughton, Karen Mosley, Leslie Nichols, Lisa Collins, Graduate Assistant Lynn Norenberg, Coach Terry Hall. Front Row (L-R): Diane Stephens, Donna Martin, Patty Jo Hedges, Lea Wise, Audre Andrew, Lynnette Lewis.

1982-83

Overall Record: 23-5

NCAA Mideast Region • Lexington, Ky.

1st • Indiana 87, Kentucky 76

- The Wildcats were ranked as high as No. 4 nationally during the 1982-83 season but were upset by Indiana in the first round of the NCAA Tournament.
- All-American Valerie Still had 28 points and 13 rebounds but the Wildcats couldn't overcome the hot-shooting Hoosiers. IU shot 64.6 percent for the game, including 82.4 percent (14-of-17) in the second half. Three IU players scored over 20 points.



Back Row (L-R): Ilene Hauser, Grad. Asst.; Lisa Bressman, Grad Asst.; Jennifer Gray, Christe Jordan, Cathy Proctor, Tedra Eberhart, Coach Sharon Fanning, Jocelyn Mills, Rebekah Reasor, Tiundra Love, Pattresa Leonard, Karen Booker, Asst.; Jerry McLaughlin, Asst. Coach. Seated (L-R): Lucresia Hunter, Trainer; Diana Pardee, Manager; Mia Daniel, Stacy McIntyre, Jamie Hobgood, Tracye Davis, Kristi Cushenberry, Kayla Campbell, Karen Killen, Jennifer Johnson, Manager; Stacye Buzzanca, Manager.

1990-91

Overall Record: 20-9

NCAA East Region • Harrisonburg, Va.

1st • James Madison 70, Kentucky 62

- Under the direction of head coach Sharon Fanning, the Wildcats made their first appearance in the NCAA Tournament since 1985-86.
- It marked Coach Fanning's first-ever trip to the Big Dance.
- UK narrowly fell to James Madison, a team that later went on to defeat top-seeded Penn State in the second round.

ALL-TIME NCAA TOURNAMENT TEAMS



Back Row (L-R): Terri Naiser, Valerie Still, Jody Runge, Sally Loughton, Karen Mosley, Leslie Nichols, Lisa Collins. Seated (L-R): Diane Stephens, Donna Martin, Patty Jo Hedges, Lea Wise, Audre Andrew, Lynnette Lewis.

1985-86

Overall Record: 18-11

NCAA Midwest Region • Des Moines, Iowa

1st • Drake 73, Kentucky 70

- The 1985-86 team, led by Coach Terry Hall, defeated four Top 20 teams en route to the NCAA Tournament.
- The Cats lost a three-point heartbreaker despite a career-high 24 points and 10 assists from junior Sandy Harding. Drake hit 9-of-16 free throws compared to UK's 0-of-1.



Back Row (L-R): Strength Coach Chris Rounds, Manager LaTrice Hogan, Manager Trey Clark, Head Coach Bernadette Mattox, Assistant Coach Leslie Nichols, Katie Vieth, Shantia Owens, Laura Meadows, Tanesha Seaton, Stephanie Christman, Assistant Coach Meghan Burke, Assistant Coach Rick Griffith, Manager Wes Thompson, Manager Erica Lynch, Athletic Trainer Amy Plas. Seated (L-R): Natalie Martinez, Rae Keith, Carolyn Alexander, Tiffany Wait, Jaye Barnes, Kenya Young, Erica Jackson, LaTonya McDole.

1998-99

Overall Record: 21-11

NCAA West Regional • Los Angeles, Calif.

1st • Kentucky 98, Nebraska 92
2nd • UCLA 87, Kentucky 63

- For the first time in 17 years, the UK women's basketball team won a first round game in the NCAA Tournament, defeating Nebraska 98-92 in 1999.
- The Cats' 64 second-half points were the most scored by a team in a half in the history of the West Regional first or second round.
- Kentucky's 98 points vs. Nebraska in 1999 were the most by the Wildcats in a NCAA Tournament game in school history.



Back Row (L-R): Matt Brigance (Mgr.), Aaron Webber (Mgr.), Freddie Perry (Mgr.), Justin Scott (Video Coordinator), Jason Nehring (Strength & Conditioning Coach), Trisha Matysak (Athletic Trainer), Emily Jones (Mgr.), Beth Davis (Head Mgr.). Second Row (L-R): LaQwesha "Moe" Gamble, Jenn'e Jackson, Jennifer "Lanky" Humphrey, Sarah Elliott, Eleia Roddy, Afton Perry, Stephanie Stumbo, Chante' Bowman. Front Row (L-R): Assistant Coach Vonn Read, Head Coach Mickie DeMoss, Carly Ormerod, Oreonna Taylor, Samantha Mahoney, Nastassia Alcius, Jenny Pfeiffer, Assistant Coach Niya Butts, Assistant Coach Pam Stackhouse.

2005-06

Overall Record: 22-9

NCAA Bridgeport (Conn.) Regional • Rosemont, Ill.

1st • Kentucky 69, Chattanooga 59
2nd • Michigan State 67, Kentucky 63

- Mickie DeMoss led the Wildcats to their sixth all-time appearance in the NCAA Tournament and their first bid to the 'Big Dance" since 1999.
- UK's No. 5 seed was its highest seed since the 1983 season and its first No. 5 seed in NCAA Tournament history.
- UK's 10-point win (69-59) over Chattanooga in the first round marked UK's largest margin of victory in an NCAA Tournament game.

ALL-TIME NCAA TOURNAMENT TEAMS



Back Row (L-R): Stephanie Campbell (Admin. Assistant), Brian Sensibaugh (Mgr.), B.J. Hazelwood (Mgr.), Stephanie Tracey-Simmons (Strength Coach), Christian Stefanopoulos (Video Coordinator), Donovan Rogers (Mgr.), David Stefanopoulos (Mgr.), Amy Tilley (Recruiting Assistant). Middle Row (L-R): Assistant Coach Matt Insell, Assistant Coach Shalon Pillow, Amani Franklin, Brittany Henderson, Anna Cole, Lydia Watkins, Victoria Dunlap, Assistant Coach Kyra Elzy, Pam Stackhouse (Asst. AD/Women's Basketball). Front Row (L-R): A'dia Mathies, Rebecca Gray, Crystal Riley, Matthew Mitchell (Head Coach), Amber Smith, Carly Morrow, Keyla Snowden.

2009-10

Overall Record: 28-8

NCAA First & Second Rounds • Louisville, Ky.
NCAA Kansas City Regional • Kansas City, Mo.

1st • #19/15 Kentucky 83, Liberty 77
2nd • #19/15 UK 70, #24/25 Michigan State
Sweet 16 • #19/15 UK 76, #4/4 Nebraska 67
Elite Eight • #12/12 Oklahoma 88, #19/15 UK 68

- Matthew Mitchell led the Wildcats to their seventh all-time appearance in the NCAA Tournament and their first bid since 2006.
- UK's No. 4 seed was its highest seed since the 1983 season and its first No. 4 seed in NCAA Tournament history.
- UK's appearance in the Elite Eight was its first since the very first NCAA Tournament in 1982.
- Victoria Dunlap was named to Kansas City All-Region Team after averaging 21.0 points and 9.0 rebounds in four games. She became the first UK player to be named to a regional all-tournament team in school history.



Back Row (L-R): Kyra Elzy (Associate Head Coach), Sarah Gerichs (Student Athletic Trainer), Karen Hewitt (Video Coordinator), Stephanie Campbell (Admin. Assistant), Nikki Stewart (Recruiting Assistant), Phillip Smith (Mgr.), David Stefanopoulos (Mgr.), Brian Sensibaugh (Mgr.), Donovan Rogers (Mgr.), Shalon Pillow (Assistant Coach). Middle Row (L-R): Assistant Coach Matt Insell, Stephanie Tracey-Simmons (Strength Coach), Amber Smith, Carly Morrow, Brittany Henderson, Samantha Drake, Sarah Beth Barnette, Victoria Dunlap, A'dia Mathies, Courtney Jones (Senior Athletic Trainer), Pam Stackhouse (Asst. AD/Women's Basketball). Front Row (L-R): Maegan Conwright, Jennifer O'Neill, Crystal Riley, Matthew Mitchell (Head Coach), Keyla Snowden, Bernisha Pinkett, Kastine Evans.

2010-11

Overall Record: 25-9

NCAA First & Second Rounds •
Albuquerque, N.M.

1st • #17/16 Kentucky 66, Hampton 62 (OT)
2nd • #14 North Carolina 86, #17/16 Kentucky 74

- Matthew Mitchell led the Wildcats to their eighth all-time appearance in the NCAA Tournament and back-to-back appearances in the "Big Dance" for the first time since the 1981-82 and 1982-83 seasons.
- UK received the No. 4 seed for the second straight season.
- UK played its first overtime game in the NCAA Tournament, defeating Hampton in the first round, 66-62. Victoria Dunlap notched her ninth and final double-double of her career with 13 points and 12 rebounds.



Back Row (L-R): Sarah Gerichs (Student Athletic Trainer), Amy Tilley (Staff Support Associate), Karen Hewitt (Video Coordinator), Angela Schoenherr (Staff Support Associate), Stephanie Tracey-Simmons (Strength & Conditioning Coach), Courtney Jones (Senior Athletic Trainer), Kalee Robertson (Mgr.), Rachel Smith (Mgr.), Storm Dickerson (Mgr.). Middle Row (L-R): Brian Sensibaugh (Mgr.), Kevin Stewart (Mgr.), Kastine Evans, Maegan Conwright, Brittany Henderson, DeNesha Stallworth, Samantha Drake, Azia Bishop, Samarie Walker, Bra'Shey Ali, Bria Goss, Donovan Rogers (Mgr.), David Stefanopoulos (Mgr.). Front Row (L-R): Ukari Figgs (Asst. AD/Women's Basketball), Kyra Elzy (Associate Head Coach), Bernisha Pinkett, Crystal Riley, Amber Smith, Matthew Mitchell (Head Coach), Keyla Snowden, Jennifer O'Neill, A'dia Mathies, Matt Insell (Assistant Coach), Shalon Pillow (Assistant Coach).

2011-12

Overall Record: 28-7

NCAA First & Second Rounds • Ames, Iowa
NCAA Kingston (R.I.) Regional • Kingston, R.I.

1st • #12/11 Kentucky 68, McNeese State 62
2nd • #12/11 UK 65, #10/10 Green Bay 62
Sweet 16 • #12/11 UK 79, RV/#24 Gonzaga 62
Elite Eight • #3/3 Connecticut 80, #12/11 UK 65

- Matthew Mitchell led UK to its school-record third consecutive and ninth overall NCAA Tournament.
- The Wildcats' No. 2 seed tied the highest ever in the NCAA Tournament. UK was also the No. 2 seed in 1982.
- UK advanced to the Elite Eight for the second time in three years.
- UK hit 12 threes vs. Gonzaga, the most ever by the Cats in an NCAA Tournament game.
- UK grabbed a season-high 58 rebounds vs. McNeese State, the most for UK in the Big Dance at that time.
- Samarie Walker was named to the All-Regional Tournament Team.

ALL-TIME NCAA TOURNAMENT TEAMS



Back Row (L-R): Morgan Jett (Mgr.), Amy Tilley (Staff Support Associate), Courtney Jones (Senior Athletic Trainer), Angela Schoenherr (Staff Support Associate), Tiffany Hayden (Academic Counselor), Brian Sensibaugh (Mgr.), Brice Littlepage (Mgr.), Justin McKinley (Mgr.), Storm Dickerson (Mgr.). Middle Row (L-R): Bob Dunn (Video Coordinator), Crystal Riley (Student Assistant), Shalon Pillow (Assistant Coach), Danielle Santos (Assistant Coach), Brittany Henderson, Jelleah Sidney, Denesha Stallworth, Samantha Drake, Azia Bishop, Samarie Walker, Maegan Conwright, Matt Insell (Assistant Coach), Ukari Figgs (Asst. AD/Women's Basketball), Stephanie Tracey-Simmons, Strength & Conditioning Coach. Front Row (L-R): Bernisha Pinkett, Jennifer O'Neill, Bria Goss, Matthew Mitchell (Head Coach), A'dia Mathies, Kastine Evans and Janee Thompson.

2012-13

Overall Record: 30-6

NCAA First & Second Rounds • Queens, N.Y.
NCAA Bridgeport (Conn.) Regional

1st • #7/7 Kentucky 61, Navy 41
2nd • #7/7 Kentucky 84, #18/15 Dayton 70
Sweet 16 • #7/7 UK 69, #15/16 Delaware 62
Elite Eight • #3/3 Connecticut 83, #7/7 UK 53

- Matthew Mitchell led UK to its school-record fourth consecutive and 10th overall NCAA Tournament.
- The Wildcats' No. 2 seed tied the highest ever in the NCAA Tournament. UK was also the No. 2 seed in 2012 and 1982.
- UK advanced to the Elite Eight for the second straight time and third in the last four years.
- Jennifer O'Neill was named to the Bridgeport All-Regional Tournament Team.
- UK's 20-point win over Navy marked the largest margin of victory for Kentucky in a NCAA Tournament game and Navy's 41 points were the fewest by a UK opponent in an NCAA Tournament game.



Back Row (L-R): Danielle Santos (Assistant Coach), Jeff House (Assistant Coach),), Shalon Pillow (Assistant Coach), Storm Dickerson (Mgr.), Morgan Jett (Mgr.), Brice Littlepage (Mgr.), Tiffany Hayden (Academic Counselor), Justin Mathis (Mgr.), Courtney Jones (Senior Athletic Trainer), Beth Price (Staff Support Associate), Amy Tilley (Administrative Support Associate). Middle Row (L-R): Bob Dunn (Video Coordinator), Kyvin Goodin-Rogers, Jelléah Sidney, DeNesha Stallworth, Samantha Drake, Azia Bishop, Samarie Walker, Bernisha Pinkett, Ukari Figgs (Asst. AD/Women's Basketball), John Spurlock (Strength & Conditioning Coach), Crystal Riley (Staff Support Associate). Front Row (L-R): Linnae Harper, Bria Goss, Kastine Evans, Matthew Mitchell (Head Coach), Jennifer O'Neill, Janee Thompson, Makayla Epps.

2013-14

Overall Record: 26-9

NCAA First & Second Rounds • Lexington, Ky.
NCAA South Bend Regional

1st • #10/11 Kentucky 106, Wright State 60
2nd • #10/11 Kentucky 64, Syracuse 59
Sweet 16 • #5/6 Baylor 90, #10/11 Kentucky 72

- Matthew Mitchell led UK to its school-record fifth consecutive and 11th overall NCAA Tournament.
- The No. 3 seed was the second in school history for the Wildcats, the first since 1983.
- UK advanced to the Sweet 16 for the third consecutive season and fourth in the last five years.
- UK tied an NCAA record for rebounds in an NCAA Tournament game with 67 vs. Wright State. The Duke vs. Alabama game which went into four overtimes on March 18, 1995 also had 67 rebounds.
- The 67 rebounds were a school record for the Cats.
- Against Wright State, UK set program record for most points (106), rebounds (67), field goals made (44), blocks (12), largest margin of victory in an NCAA Tournament game.



Back Row (L-R): Morgan Jett (Mgr.), Abby Newton (Student Athletic Trainer), Courtney Jones (Senior Athletic Trainer), Beth Price (Staff Support Associate), John Spurlock (Strength & Conditioning Coach), Tiffany Hayden (Academic Counselor), Will Alton (Video Coordinator), Eric Huster (Mgr.), Alex Day (Mgr.). Middle Row (L-R): Amani Franklin (Staff Support Associate), Crystal Riley ((Staff Support Associate), Tamika Williams (Assistant Coach), Christian Stefanopoulos (Assistant Coach), Back Row (L-R): Alyssa Rice, Jelléah Sidney, Alexis Jennings, Ivana Jakubcova, Azia Bishop, Kyvin Goodin-Rogers, Adeniyi Amadou (Assistant Coach), Amy Tilley (Asst. AD/Women's Basketball), Kortez Wilson (Equipment Mgr.), Storm Dickerson (Mgr.). Front Row (L-R): Jaycee Coe, Janee Thompson, Bria Goss, Head Coach Matthew Mitchell, Jennifer O'Neill, Linnae Harper, Makayla Epps.

2014-15

Overall Record: 24-10

NCAA First & Second Rounds • Lexington, Ky.

1st • #11/11 Kentucky 97, Tennessee State 52
2nd • #11/11 Kentucky 94, Dayton 99

- Matthew Mitchell led UK to its school-record sixth consecutive and 11th overall NCAA Tournament.
- UK earned a No. 2 seed in the tournament for the fourth time in program history and the third in the last four seasons.
- UK set a new school record for free throws attempted in a NCAA Tournament game against Tennessee State with 42, while it had 18 steals against TSU, which also set a school record for most steals in a NCAA Tournament game.
- Against Dayton, UK set a program record for fewest turnovers in a game with five, while Jennifer O'Neill had five steals to tie the program record for most steals in a NCAA Tournament game.

ALL-TIME NCAA TOURNAMENT TEAMS



Back Row (L-R): Alex Day (Mgr.), Mitchell Long (Mgr.), Camryn Whitaker (Assistant Coach), Tamika Williams-Jeter (Assistant Coach), Allison King (Mgr.), Torian Akins (Mgr.), Courtney Jones (Athletic Trainer), Beth Price (Staff Support Associate), John Spurlock (Strength & Conditioning), Tiffany Hayden (Academic Counselor), Will Alton (Video Coordinator), Morgan Jett (Mgr.), Kim Troxall (Creative Director), Kortez Wilson (Equipment Manger), Adeniyi Amadou (Assistant Coach), Amani Franklin (Staff Support Associate). Middle Row (L-R): Morgan Rich, Evelyn Akhator, Alyssa Rice, Ivana Jakubcova, Alexis Jennings, Batouly Camara, Kyvin Goodin-Rogers, Makenzie Cann. Front Row (L-R): Maci Morris, Chrishae Rowe, Janee Thompson, Matthew Mitchell (Head Coach), Linnae Harper, Makayla Epps, Taylor Murray.

2015-16

Overall Record: 25-8

NCAA First & Second Rounds • Lexington, Ky.
NCAA Lexington Regional • Lexington, Ky.

1st • #12/13 Kentucky 85, UNC Asheville 31
2nd • #12/13 Kentucky 79, #24/23 Oklahoma 58
Sweet 16 •Washington 85, #12/13 Kentucky 72

- Matthew Mitchell led UK to its school-record seventh consecutive and 12th overall NCAA Tournament.
- UK earned a No. 3 seed in the tournament for the third time in program history and hosted the first and second rounds of the event for the third straight season.
- Kentucky recorded its highest margin of victory in an NCAA Tournament appearance in program history, besting the previous margin by eight. The 31 points scored by UNC Asheville were also an NCAA Tournament opponent low by 10 points..
- Makayla Epps netted a season-high 30 points in the setback to Washington in the Sweet 16 setback, which was the fifth 30-point performance in UK NCAA Tournament history. Evelyn Akhator tied the UK NCAA Tournament record with 14 rebounds.



Back Row (L-R): Rachel Potter, Ogechi Anyagaligbo, Evelyn Akhator, Alyssa Rice, Makenzie Cann, LaShae Halsel Front Row (L-R): Paige Poffenberger, Jessica Hardin, Taylor Murray, Matthew Mitchell (Head Coach), Makayla Epps, Jaida Roper, Maci Morris

2016-17

Overall Record: 22-11

NCAA First & Second Rounds • Lexington, Ky.

1st • #18/24 Kentucky 73, Belmont 70
2nd • #18/24 Kentucky 68, #11/10 Ohio State 82

- Matthew Mitchell led UK to its school-record eighth consecutive and 13th overall NCAA Tournament.
- UK earned a No. 4 seed in the tournament for the third time in program history and hosted the first and second rounds of the event for the fourth straight season.
- Kentucky advanced to the second round with a 73-70 win over Belmont in the opening round. Makayla Epps was the star for Kentucky with 30 points, adding five rebounds and two assists. Fellow senior Evelyn Akhator scored 22 points with 10 rebounds for her 17th double-double of the year. Overall, UK shot 46.4% from the field and hit seven 3-pointers.
- In her final game as a Wildcat, Makayla Epps scored 21 points with four assists in UK's loss to Ohio State, while Akhator posted another double-double with 14 points an a UK NCAA Tournament game record 23 rebounds.



Front Row (L-R): Sabrina Haines, Amanda Paschal, LaShae Halsel, Taylor Murray, Matthew Mitchell, Maci Morris, Paige Poffenberger, Jaida Roper, Kameron Roach; Second Row (L-R): Kortez Wilson, Aisha Foy, Niya Butts, Ogechi Anyagaligbo, Blair Green, Rhyne Howard, Nae Nae Cole, Dorie Harrison, Tatyana Wyatt, KeKe McKinney, Amber Smith, Kyra Elzy, Amy Tilley; Back Row (L-R): Rachael Blackburn, Braxton Whitney, Braxton Price, Maggie Hudson, Courtney Jones, Jackie Clark, Tiffany Hayden, Carrie Marshall, Daniel Boice, Austin Painter, Philip McManamy, Kim Troxall

2018-19

Overall Record: 25-8

NCAA First & Second Rounds • Raleigh, N.C.

1st • #17/17 Kentucky 82, Princeton 77
2nd • #17/17 Kentucky 57, #10/10 Ohio State 72

- After missing the NCAA Tournament in 2017-18, the Wildcats returned to the Big Dance and advanced to the second round before falling to NC State.
- Matthew Mitchell remained undefeated in first-round games moving to 9-0 as a head coach with the team's win over Princeton. The Wildcats shot 50 percent from the field and hit 9-of-18 3s in the game.
- Kentucky ended the season No. 17 in the AP Poll and No. 21 in the USA Today/Coaches Top 25.
- The 25-win season for Kentucky was its first since 2015-16 and only the eighth in program history with seven of the eight coming under Mitchell.
- Kentucky hit 234 3-pointers as a team on the season which was the second most by a UK team in program history.
- Rhyne Howard busted onto the national scene as she was tabbed the unanimous national freshman of the year.

ALL-TIME NCAA TOURNAMENT TEAMS



(L-R): Niya Butts (ast. coach), Jazmine Massengill, Kyra Elzy (head coach), Emma King, Nyah Leveretter, Dre'una Edwards, Olivia Owens, KeKe McKinney, Rhyne Howard, Treasure Hunt, Chasity Patterson, Kameron Roach, Tatyana Wyatt, Robyn Benton, Erin Toller, Blair Green, Amber Smith (ast. coach), Daniel Boice (ast. coach)
an official 2020-21 team photo was never taken due to the COVID-19 pandemic

2020-21
Overall Record: 18-9

NCAA Tournament • San Antonio, Texas

1st • #18/19 Kentucky 71, Idaho State 63
2nd • #18/19 Kentucky 72, Iowa 86

- The Wildcats earned a No. 4 seed in the NCAA Tournament, marking the fourth time the Wildcats have been a No. 4 seed in the event. This is the 11th time UK has been a top-four seed in the event and the first since 2017.
- Kyra Elzy is the first UK women's basketball head coach to take the Wildcats to the NCAA Tournament in her first season at the helm.
- Rhyne Howard was named the SEC Player of the Year by league coaches for the second straight season.
- UK was one of 10 teams nationally with at least four wins vs. top 25 NET teams. The others are Stanford, Baylor, South Carolina, Maryland, UCLA, Indiana, Texas A&M, Georgia, Tennessee, Ohio State and Northwestern.



Front Row (L-R): Niya Butts, Jada Walker, Jazmine Massengill, Rhyne Howard, Kyra Elzy, Blair Green, Robyn Benton, Erin Toller, Gail Goestenkors; Second Row (L-R): Passion Richardson, Amy Tilley, Lee Taylor, Amber Smith, Emma King, Dre'una Edwards, Olivia Owens, Nyah Leveretter, Treasure Hunt, DeNesha Stallworth, Tiffany Hayden, Aisha Foy; Back Row (L-R): Declan Maloney, Ethan Howard, Dashaun Williams, JT Orem, Daniel Boice, Carrie Marshall, Courtney Jones, Kim Troxall

2021-22
Overall Record: 19-12

NCAA First & Second Rounds • Bloomington, Ind.

1st • #15 Kentucky 62, #25 Princeton 69

- UK entered the tournament on a 10-game winning streak with wins at Bama, vs. MSU (2x), vs. VU, at Arkansas, at MIzzou, vs. AU, vs. LSU, vs. UT and SC. UK won six straight games to end the regular season for the first time since 2016. UK won five straight during the streak by 15 or more points. It is the first time UK has beat five straight SEC teams by 15 or more points in program history. This was UK's longest win streak since 18-19.
- UK defeated No. 6 LSU, No. 18 Tennessee and No. 1 South Carolina in the SEC Tournament to earn the No. 7 seed in the NCAA Tournament.
- UK's SEC Tournament Championship was its second in program history and the first since 1982.



Front Row (L-R): Tanah Becker, Saniah Tyler, Georgia Amoore, Kenny Brooks, Dazia Lawrence, Cassidy Rowe, Gabby Brooks; Second Row (L-R): Jordan Obi, Lexi Blue, Clara Strack, Clara Silva, Teonni Key, Amelia Hassett, Dominika Pauorvá

2024-25
Overall Record: 23-8

NCAA First & Second Rounds • Lexington, Ky.

1st • #13 Kentucky 79, Liberty 78
2nd • #13 Kentucky 79, #19Kansas State 80

- Kenny Brooks was hired as the head coach on March 26, 2024, and he hit the ground running recruiting 11 players and hiring 11 coaches and staffers that would end up being competitive in a conference that was new to almost all of them. That collection would go on to earn a 23-8 overall record in 2024-25, including an 11-5 mark in the Southeastern Conference to finish in fourth place in the loaded league.
- The Wildcats, who earned five ranked triumphs, ranked as high as No. 8 in the Associated Press poll on the season, while they went on to earn the four seed and double bye at the SEC Tournament and the four seed and hosting privileges in the NCAA Tournament.
- The Cats broke or tied 12 school records before ending the season as the nation's leader in blocks per game (7.0).

ALL-TIME NCAA TOURNAMENT TEAMS



Front Row (L-R): Lexi Blue, Gabby Brooks, Tonie Morgan, Kenny Brooks, Asia Boone, Josie Gilvin; Back Row (L-R): Dominika Paurová, Amelia Hassett, Elsa Vadfors, Clara Strack, Teonni Key, Kaelyn Carroll, Jordan Obi

2025-26

Overall Record: 25-11

NCAA First & Second Rounds • Morgantown, W.Va
NCAA Fort Worth 2 Regional • Forth Worth, Texas

1st • #16/17 Kentucky 71, JMU 56
2nd • #16/17 Kentucky 74, #11/13 W. Virg. 73
Sweet 16 • #3/3 Texas 76, #16/17 UK 54

- After a promising season that featured Kentucky defeating two top-five nationally ranked teams before starting forward Teonni Key sat out with an injury for more than a month, Kenny Brooks led Kentucky to its first Sweet 16 in over a decade.
- The Wildcats wound up going 6-8 against Associated Press Top 25 teams altogether in 2025-26, which marked the first time UK won at least six games against ranked opponents since 2015-16 (8).
- That included No. 16/17 and five-seeded Kentucky taking down No. 11/13 and four-seeded West Virginia in front of nearly 12,000 Mountaineer fans in Morgantown, West Virginia, by one point to reach the Sweet 16.
- It marked the lowest seeded UK team (5) to advance to the Sweet 16.

ALL-TIME WNIT TEAMS



Back Row (L-R): Coach Debbie Yow, Maria Donhoff, Pam Browning, Laura Upton, Liz Lukschu, Jeannine Mjoseth, Janet Timperman, Assistant Coach Diane Beauchamp. Front Row (L-R): Manager Margaret LaFontaine, Debra Oden, Linda Edelman, Geri Grigsby, Debbie Mack, Terry Boyd, Mitzi Combs, Trainer Mimi Porter.

1977-78
Overall Record: 23-12

March 16, 1978
W, Kentucky 92, Kansas 87 (2OT)
Amarillo, Texas

March 17, 1978
L, Texas 75, Kentucky 60
Amarillo, Texas

March 18, 1978
W, Kentucky 79, Cal St. Long Beach 69
Amarillo, Texas

Vanessa Foster-Sutton scored in double-figures throughout the 1990 NWIT Tournament and was named to the All-Tournament team along with teammate Kristi Cushenberry.



Front Row (L-R): Kris Miller, Stacy McIntyre, Tracye Davis, Kristi Cushenberry, Tammy Dowdell, Jennifer Johnson, Malinka Salhi. Back Row (L-R): Assistant Coach Karen Booker, Graduate Asst. Lisa Bressman, Graduate Asst. Jane Dalton, Asst. Coach Jerry McLaughlin, Mia Daniel, Vanessa Foster-Sutton, Cathy Proctor, Lisa Ellis, Pattresa Leonard, Josh Mills, Associate Trainer Sue Stanley, Head Manager Susan Crabtree, Manager Tracy Livingston, Head Coach Sharon Fanning.

1989-90
NWIT Champions
Overall Record: 23-12

March 22, 1990
W, Kentucky 76, Maine 66
Amarillo, Texas (n/a)

March 23, 1990
W, Kentucky 80, Miami (FL) 68
Amarillo, Texas (400)

March 24, 1990
W, Kentucky 85, Toledo 76

Sara Potts was named to the 2005 WNIT All-Tournament team after averaging 27.8 points per game during the four-game postseason run. Potts tallied two 30-plus point games vs. UTC and Xavier.



Back Row (L-R): Chante' Bowman, Keiko Tate, Eleia Roddy, Jennifer Humphrey, Sarah Elliott, Afton Perry, Stephanie Stumbo, Sade Buley. Front Row (L-R): Assistant Coach Matthew Mitchell, Coach Mickie DeMoss, Angela Phillips, Nastassia Alcius, Danyelle Payne, Sara Potts, Samantha Mahoney, Assistant Coach Pam Stackhouse, Assistant Coach Niya Butts.

2004-05
WNIT Final Four
Overall Record: 23-12

March 18, 2005
W, Kentucky 79, Eastern Michigan 68
Lexington, Ky. (2,125)

March 20, 2005
W, Kentucky 91, Chattanooga 54
Lexington, Ky. (2,035)

March 24, 2005
W, Kentucky 67, Xavier 62
Lexington, Ky. (3,531)

March 28, 2005
L, West Virginia 80, Kentucky 75 (2OT)
Lexington, Ky. (3,452)

Sara Potts was named to the WNIT All-Tournament team after averaging 27.8 points during the four-game postseason run. Potts tallied two 30-plus point games vs. UTC and Xavier in the tournament.

ALL-TIME WNIT TEAMS

2006-07
Overall Record: 20-14

March 15, 2007
W, Kentucky 65, Oakland 56
Rochester, Mich. (1,030)

March 19, 2007
W, Kentucky 85, Ball State 82
Muncie, Ind. (3,581)

March 22, 2007
L, Wisconsin 67, Kentucky 61
Madison, Wisc. (2,420)

Jenny Pfeiffer nailed five 3-pointers against Oakland in the first round of the 2007 WNIT. She finished with a game-high 21 points. Jennifer Humphrey also pulled down a game-high 10 boards.



Back Row (L-R): Brittany Edelen, Jenn'e Jackson, Jennifer Humphrey, Sarah Elliott, Eleia Roddy, Lydia Watkins, Amani Franklin. Front Row (L-R): Assistant Coach Vonn Read, Head Coach Mickie DeMoss, Carly Ormerod, Chante' Bowman, Nastassia Alcius, Samantha Mahoney, Jenny Pfeiffer, Moe Gamble, Assistant Coach Pam Stackhouse, Assistant Coach Niya Butts.

2007-08
Overall Record: 17-16

March 21, 2008
W, Kentucky 68, Middle Tennessee 66 (OT)
Lexington, Ky. (1,608)

March 26, 2008
W, Kentucky 84, James Madison 76
Lexington, Ky. (1,703)

March 30, 2008
L, Marquette 69, Kentucky 64
Lexington, Ky. (2,102)

Lydia Watkins came off the bench to score 16 points and grab a game-high 16 rebounds in the 68-66 overtime win over Middle Tennessee. UK advanced all the way to the quarterfinals of the 2008 WNIT before falling to eventual champion Marquette, 69-64.



Back Row (L-R): Christian Stefanopoulos (Video Coordinator), Leslie Lusk (Student Trainer), Melinda Redinger (Mgr.), Stephanie Tracey-Simmons (Strength Coach), Tricia Matysak (Head Trainer), Katie Kaiser (Mgr.), Beth Davis (Administrative Assistant). Middle Row (L-R): Assistant Coach Wendy Palmer, Assistant Coach Vonn Read, Lydia Watkins, Jenn'e Jackson, Eleia Roddy, Sarah Elliott, Catina Bett, Amani Franklin, Victoria Dunlap, (Assoc. Head Coach Niya Butts), Pam Stackhouse (Asst. AD/Women's Basketball), Matthew Mitchell (Head Coach). Front Row (L-R): Brittany Edelen, Amber Smith, Carly Ormerod, Chanté Bowman, Samantha Mahoney, Carly Morrow, Ali Lomax, Chelsea Chowning.

2008-09
Overall Record: 16-16

March 19, 2009
W, Kentucky 81, Chattanooga 76 (OT)
Lexington, Ky. (1,037)

March 22, 2009
L, Wisconsin 49, Kentucky 45
Madison, Wis. (1,169)

Amber Smith – who tied a career high with 17 points – sank eight free throws in the overtime period and Victoria Dunlap scored a career-high 24 points to lead UK to an 81-76 overtime victory over Chattanooga in the first round of the 2009 WNIT.



Back Row (L-R): Lindsay Halligan (Mgr.), Dr. Robert Hosey (Team Doctor), Dean DiMarco (Mgr.), Melinda Redinger (Mgr.), Stephanie Tracey-Simmons (Strength Coach), Tricia Matysak (Head Trainer), David Stefanopoulos (Mgr.), Donovan Rogers (Mgr.), Angelique Moss (Student Trainer). Middle Row (L-R): Pam Stackhouse (Asst. AD/Women's Basketball), Sarah Rowe, Amani Franklin, Jenn'e Jackson, Jackie Sanders, Catina Bett, Eleia Roddy, Lydia Watkins, Victoria Dunlap, Rebecca Gray, Keyla Snowden, Christian Stefanopoulos (Video Coordinator). Front Row (L-R): Assistant Coach Kyra Elzy, Matthew Mitchell (Head Coach), Brittany Edelen, Carly Ormerod, Amber Smith, Carly Morrow, Assistant Coach Matt Insell, Assistant Coach Wendy Palmer.

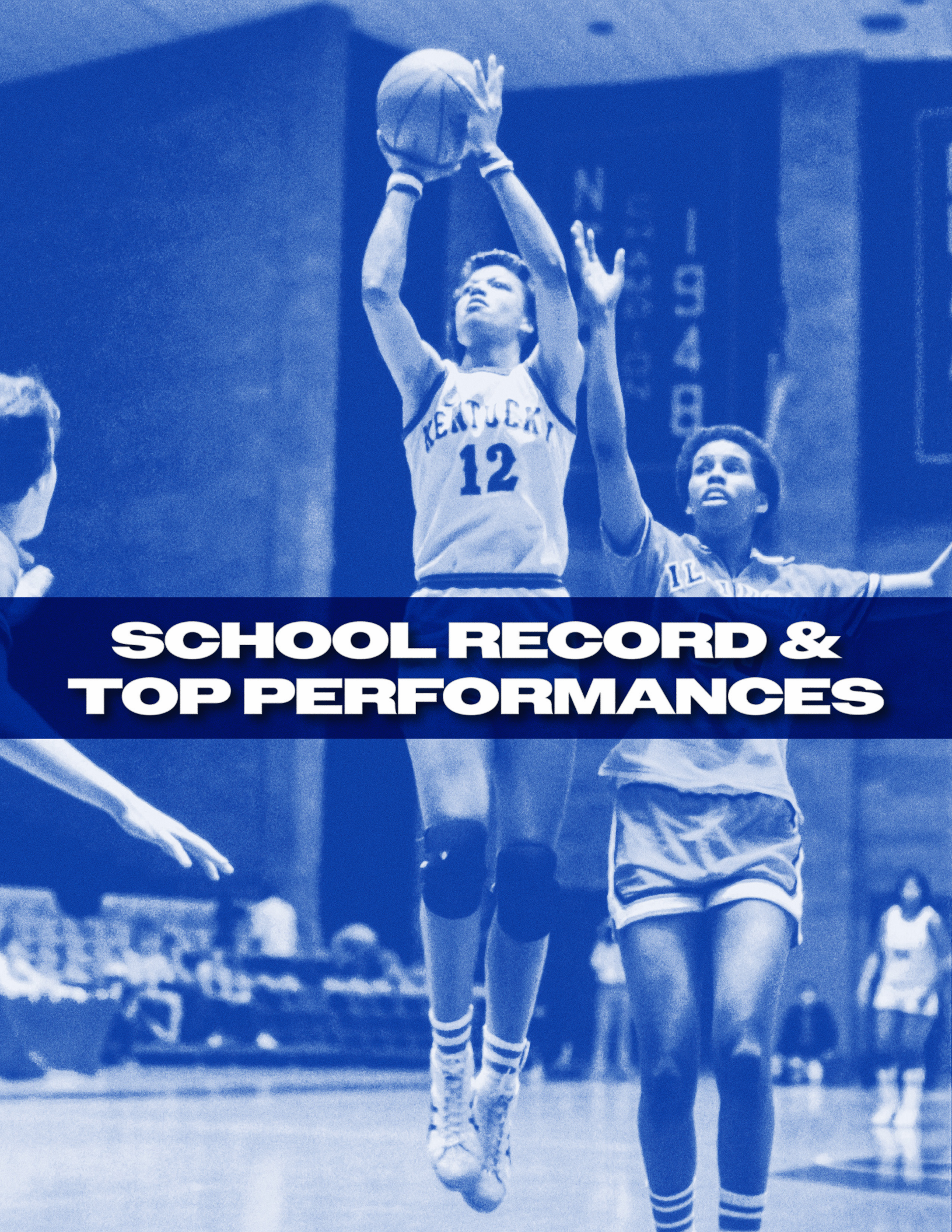

SCHOOL RECORD & TOP PERFORMANCES

TOP-10 TEAM SEASON RECORDS

POINTS

	Pts	Year
1.	2845	2013-14
2.	2733	1977-78
3.	2713	2012-13
4.	2695	2025-26
5.	2662	2009-10
6.	2589	2011-12
7.	2571	2014-15
8.	2544	1981-82
9.	2540	1989-90
10.	2494	1980-81

POINTS PER GAME

	PPG	Year
1.	83.5	1979-80
2.	83.4	1982-83
3.	81.9	1989-90
4.	81.3	2013-14
5.	80.4	1990-91
	80.4	1980-81
7.	80.1	1985-86
8.	79.5	1981-82
9.	78.0	1977-78
10.	77.9	1993-94

SCORING MARGIN

	PPG	Year
1.	17.7	1979-80
2.	17.5	2012-13
3.	16.0	1989-90
4.	14.5	2011-12
5.	14.4	1980-81
6.	14.3	2009-10
7.	14.1	2015-16
8.	**13.9**	**2025-26**
9.	12.9	1982-83
10.	12.8	2013-14

REBOUNDS

	Rebounds	Year
1.	1513	2013-14
2.	**1454**	**2025-26**
3.	1426	1977-78
4.	1414	2014-15
5.	1413	1978-79
6.	1410	2012-13
7.	1400	2006-07
8.	1377	1981-82
9.	1368	2009-10
10.	1340	1989-90
	1340	1980-81

FGS MADE

	Made	Year
1.	1096	1977-78
2.	1045	1981-82
3.	1029	2013-14
4.	1004	1980-81
5.	1001	2012-13
6.	**991**	**2025-26**
7.	987	1985-86
8.	983	1979-80
9.	971	1989-90
10.	934	2015-16

FG ATTEMPTS

	FG Attempts	Year
1.	2550	1977-78
2.	2392	2012-13
3.	2369	2013-14
4.	2302	2011-12
5.	2271	2014-15
6.	**2232**	**2025-26**
7.	2216	2009-10
8.	2155	2010-11
9.	2140	1981-82
10.	2091	2006-07

3-POINT FIELD GOALS MADE

	Made	Year
1.	**299**	**2025-26**
2.	252	2019-20
3.	251	2024-25
4.	240	2012-13
5.	234	2018-19
6.	211	2011-12
7.	195	2020-21
8.	193	2017-18
9.	192	2013-14
10.	187	2009-10

3-POINT ATTEMPTS

	3PT Attempts	Year
1.	**905**	**2025-26**
2.	788	2024-25
3.	731	2012-13
4.	694	2019-20
5.	659	2011-12
6.	642	2018-19
7.	597	2010-11
8.	588	2009-10
9.	564	2013-14
10.	563	2020-21

FTS MADE

	Made	Year
1.	631	2009-10
2.	607	2014-15
3.	595	2013-14
4.	572	2010-11
5.	560	1989-90
6.	543	1991-92
7.	541	1977-78
8.	528	2011-12
9.	514	1998-99
10.	486	1980-81

FTS ATTEMPTED

	FT Attempts	Year
1.	903	2014-15
2.	891	2010-11
3.	853	1991-92
4.	825	2011-12
5.	805	1999-2000
6.	784	2012-13
7.	782	1992-93
8.	714	2008-09
9.	701	1981-82
10.	697	1991-92

ASSISTS

	Assists	Year
1.	665	1981-82
2.	**608**	**2025-26**
3.	590	1980-81
4.	575	1985-86
5.	567	1989-90
6.	536	1982-83
7.	516	2024-25
8.	511	1983-84
9.	509	1979-80
10.	507	2015-16

BLOCKS

	Blocks	Year
1.	**235**	**2025-26**
2.	218	2024-25
3.	181	2012-13
4.	170	2021-22
5.	152	2006-07
6.	148	2014-15
7.	145	2009-10
8.	141	2007-08
	141	2013-14
10.	135	2005-06

TURNOVERS FORCED

	Forced TOs	Year
1.	939	2011-12
2.	853	2012-13
3.	823	2009-10
4.	817	2010-11
5.	790	1989-90
6.	741	2014-15
7.	700	2018-19
8.	699	2013-14
9.	686	1977-78
10.	666	1993-94

STEALS

	Steals	Year
1.	429	2012-13
2.	422	2011-12
3.	418	2009-10
4.	382	1990-91
5.	373	2010-11
6.	372	1989-90
7.	355	2018-19
8.	345	1993-94
9.	344	1980-81
10.	343	2013-14

Records kept since the 1977-78 season

TOP-10 TEAM SINGLE-GAME RECORDS

POINTS

1. 133 vs. Baylor (12/6/13)
2. 121 vs. Kentucky State (11/24/89)
3. 117 vs. Bradley (11/27/13)
4. 116 vs. Lipscomb (11/21/13)
5. 114 vs. Kent State (11/23/90)
6. 112 vs. Florida Atlantic (12/30/2000)
   112 vs. Morehead State (11/18/15)
8. 111 vs. Appalachian State (11/14/14)
   111 vs. Charleston (1/31/86)
10. 109 vs. Grambling (12/29/13)
    109 vs. National College (2/22/84)

REBOUNDS

1. 67 vs. Wright State (3/22/14)
   67 vs. Morehead State (11/18/15)
3. 66 vs. Rutgers (1/12/80)
   66 vs. National College (2/9/82)
5. 65 vs. Cincinnati (2/10/93)
6. 63 vs. Morehead State (11/23/12)
   63 vs. Duquesne (11/24/90)
   63 vs. Kent State(11/23/90)
   63 vs. Alabama-Birmingham (2/1/91)
10. 62 vs. Murray State (11/26/10)

FGS MADE

1. 53 vs. Kentucky State (11/24/89)
2. 45 vs. Bradley (11/27/13)
   45 vs. Lipscomb (11/21/13)
   45 vs. Morris Brown (12/23/02)
5. 44 vs. Wright State (3/22/14)
6. 43 vs. Morehead State (11/18/15)
7. 41 vs. Western Carolina (12/18/18)
8. **40 vs. Morgan State (11/6/25)**
   40 vs. Georgia Southern (11/13/13)
   40 vs. Eastern Kentucky (2/1/94)
   40 vs. Evansville (12/05/17)
   40 vs. North Alabama (11/11/21)

FG ATTEMPTS

1. 101 vs. Marshall (2/1/78)
2. 93 vs. Baylor (12/6/13)
3. 92 vs. Morehead State (11/18/15)
4. 90 vs. Jacksonville State (11/15/11)
5. 89 vs. Morehead State (11/19/14)
   89 vs. Bradley (11/27/13)
   89 vs. Southern Miss (11/19/11)
8. 87 vs. Mississippi State (2/12/15)
9. 86 vs. Lipscomb (11/21/13)
   86 vs. Morris Brown (12/23/02)

FG PERCENTAGE

1. 74.1 vs. Alabama (2/7/87) 35-49
2. 64.7 vs. Alabama (1/25/18) 33-51
3. 60.9 vs. Nicholls State (12/21/04) 39-64
4. 60.7 vs. Arkansas (2/18/07) 34-56
5. 60.3 vs. Tennessee State (12/22/05) 38-63
6. 59.6 vs. Eastern Michigan (11/25/15) 34-57
7. 59.3 vs. Chattanooga (3/20/05) 35-59
   59.3 vs. Duquesne (11/28/03) 32-54
9. 58.6 vs. Western Carolina (12/18/18) 41-70
   58.6 vs. Ole Miss (01/26/17) 34-58

3-POINT FIELD GOALS MADE

1. 18..... vs. Mississippi State (1/2/25)
2. **17 ..... vs. Monmouth (11/6/25)**
3. 16.....at Alabama (1/9/20)
4. **15 ..... vs. Wright State (12/19/25)**
   15..... at Vanderbilt (1/5/25)
6. 14.....vs. USC Upstate (11/12/25)
   14.....at Oklahoma (2/2/25)
   14..... vs. Mississippi State (1/8/12)
   14..... vs. Mississippi State (1/3/21)
10. 13..... vs. Arkansas (1/26/25)
    13.....vs. Southern University (11/11/18)
    13..... vs. Detroit (12/1/93)
    13.....vs. Tennessee (1/5/20)
    13..... vs. Winthrop (12/11/19)

3-POINT ATTEMPTS

1. **40 .....vs. USC Upstate (11/12/25)**
2. **39 ..... vs. Wright State (12/19/25)**
3. **36 ..... vs. Monmouth (11/6/25)**
   36.....vs. LSU (2/23/25)
5. 34.....at Oklahoma (2/2/25)
6 33..... vs. Mississippi State (1/2/25)
   33..... at Purdue (12/14/24)
8. **32 ..... vs. Missouri (1/4/26)**
   32 .....at Marshall (11/15/25)
   32.....vs. Southern Miss (11/19/11)
   32..... vs. UCLA (12/28/94)
   32.....vs. Morehead State (11/21/2019)

FTS MADE

1. 49 vs. Baylor (12/6/13)
2. 36 vs. Miami Ohio (11/14/10)
   36 vs. Louisville (12/20/09)
4. 34 vs. Oklahoma (11/28/14)
5. 33 vs. Vanderbilt (1/23/11)
   33 vs. Louisville (2/19/92)
7. 32 vs. Arkansas-Pine Bluff (12/11/11)
8. 31 vs. Tennessee State (3/20/15)
9. 29 vs. Oklahoma (3/21/16)
   29 vs. North Carolina A&T (1/1/09)
   29 vs. Memphis State (12/4/93)
   29 vs. Ohio State (1/7/92)

FTS ATTEMPTED

1. 66 vs. Baylor (12/6/13)
2. 54 vs. Miami Ohio (11/14/10)
3. 53 vs. Oklahoma (11/28/14)
4. 52 vs. Louisville (12/20/09)
5. 50 vs. Louisville (2/19/92)
6. 48 vs. Vanderbilt (1/23/11)
7. 44 vs. Arkansas-Pine Buff (12/11/11)
8. 43 vs. Tennessee State (12/28/14)
   43 vs. Northern Kentucky (12/3/14)
   43 vs. Memphis State (12/4/93)

FT PERCENTAGE (MIN. 10 MADE)

1. 100.0..... at Purdue (12-of-12) (12/14/24)
   100.0.....vs. Missouri (12-of-12) (1/13/13)
3. 100.0..... vs. Chattanooga (11-of-11) (3/20/04)
   100.0..... vs. Furman (11-of-11) (12/6/08)
   100.0..... vs. Morehead (N/A) (1977)
6. 96.2..... vs. South Carolina (25-of-26) (2/2/23)
7. 95.8..... vs. Wake Forest (23-of-24) (12/30/04)
8. 95.5.....vs. UConn (21-of-22) (3/27/12)
   95.5.....vs. Florida (21-of-22) (2/18/10)
10. 95.2..... vs. Georgia (20-of-21) (2/27/20)

ASSISTS

1. 34 vs. Western Kentucky (2/16/81)
2. 33 vs. Michigan (1/23/82) and Detroit (12/28/83)
3. 32 vs. Morehead State (11/18/15)
   32 vs. Kentucky State (11/24/89)
4. 31 vs. Detroit (2/26/86)
   31 vs. Eastern Kentucky (1/5/86)
6. 30 vs. Mississippi State (1/15/90)
   30 vs. East Carolina (11/28/87)
   30 vs. Valdosta State (11/27/83)
   30 vs. Seton Hall (12/5/81)
   30 vs. Merrimack (12/5/21)
10. 29 vs. Eastern Kentucky (2/1/94)
    29 vs. Tennessee State (1/15/87)
    29 vs. Old Dominion (1/23/87)
    29 vs. Charleston (12/19/82)
    29 vs. LSU (2/27/82)
    29 vs. Florida (12/31/81)

BLOCKS

1. 19..... vs. North Carolina A&T (12/6/06)
2. 16..... vs. Northern Kentucky (11/7/24)
3. 14.....at Oklahoma (2/2/25)
4. **12 .....vs. USC Upstate (11/12/25)**
   12 .....vs. Morehead State (11/3/25)
   12.....vs. Liberty (3/21/25)
   12.....vs. USC Upstate (11/4/24)
   12.....vs. Wright State (3/22/14)
   12.....vs. Tennessee State (12/22/05)
10. **11 .....at Buffalo (11/9/25)**
    11..... vs. Mississippi State (1/13/08)
    11..... vs. Winthrop (1/3/00)
    11.....vs. Kentucky State (1/16/89)
    11..... at Vanderbilt (1/27/22)

TURNOVERS FORCED (83-84)

1. 49 vs. Arkansas Pine Bluff (12/11/11)
2. 48 vs. Jacksonville State (11/15/11)
3. 46 vs. Stetson (12/20/89)
4. 43 vs. Alabama State (11/07/18)
5. 42 vs. Nebraska Omaha (11/23/11)
6. 40 vs. Mississippi Valley State (1/1/10)
7. 38 vs. USC Upstate (11/25/12)
   38 vs. Louisville (12/20/09)
9. 37 vs. Jackson State (11/29/15)
10. 36 vs. Alcorn State (12/28/12)
    36 vs. Morehead (11/12/10)
    36 vs. Charleston (1/31/86)

STEALS (83-84)

1. 28 vs. West Virginia (12/12/93)
2. 25 vs. Arkansas Pine Bluff (12/21/10)
   25 vs. Eastern Illinois (12/17/90)
4. 24 vs. Georgia Southern (11/13/13)
   24 vs. Morehead State (2/20/90)
6. 23 vs. Alabama State (11/07/18)
7. 22 vs. Louisville (1/19/94)
   22 vs. UT-Chattanooga (11/30/81)
9. 21 vs. USC Upstate (11/25/12)
   21 vs. Arkansas Pine Bluff (12/11/11)
   21 vs. Louisville (12/20/09)
   21 vs. Mississippi State (1/4/92)
   21 vs. Miami (Ohio) (11/26/91)
   21 vs. Carson-Newman (12/13/80)
   21 vs. Morehead State (3/4/78)

Records kept since the 1977-78 season

TOP-10 KENTUCKY CAREER RECORDS

GAMES PLAYED

	Player	Years	G
1.	A'dia Mathies (G)	2010-13	140
2.	Kastine Evans (G)	2011-14	139
3.	Brittany Henderson (F)	2010-13	136
4.	Azia Bishop (C)	2012-15	134
	Bria Goss (G)	2012-15	134
6.	Makayla Epps (G)	2013-17	133
	Victoria Dunlap (F)	2008-11	133
	Jennifer O'Neill (G)	2011-15	133
9.	Sam Mahoney (G)	2005-08	132
	Sarah Elliott (C)	2005-08	132
	Bernisha Pinkett (G)	2011-14	132

GAMES STARTED

	Player	Years	G
1.	A'dia Mathies	2010-13	139
2.	Victoria Dunlap	2008-11	133
3.	Maci Morris	2016-19	129
4.	Sam Mahoney	2005-08	121
5.	Valerie Still	1979-83	119
	Bria Goss	2012-15	119
6.	Tiffany Wait	1995-2000	117
7.	Lea Wise	1979-83	116
8.	Rhyne Howard	2019-22	114
9.	Stacey Reed	1991-95	110
10.	Patty Jo Hedges/ Amber Smith	1979-83/ 2008-12	109

CAREER SCORING

	Player	Season	G	Avg	Pts
1.	Valerie Still (C)	1979-83	119	23.2	2,763
2.	Rhyne Howard (G)	2019-22	114	20.1	2,290
3.	A'dia Mathies (G)	2010-13	140	14.4	2,014
4.	Victoria Dunlap (F)	2008-11	133	13.9	1,846
5.	Leslie Nichols (F)	1982-86	111	18.2	1,797
6.	Makayla Epps (G)	2013-17	133	13.5	1,790
7.	Maci Morris (G)	2016-19	129	13.1	1,692
8.	Sam Mahoney (G)	2005-08	132	12.1	1,601
9.	Pam Browning (C)	1974-78	107	14.9	1,598
10.	Sara Potts (G/F)	2001-05	117	13.4	1,563

SCORING AVERAGE

	Player	Season	G	Pts	Avg
1.	Valerie Still	1979-83	119	2,763	23.2
2.	Rhyne Howard	2019-22	114	2,290	20.1
3.	Georgia Amoore	2025	31	607	19.6
4.	Leslie Nichols	1982-86	111	1,797	18.2
5.	**Clara Strack**	**2025-Pres.**	**67**	**1,085**	**16.2**
6.	Pam Browning	1974-78	n/a	1,598	14.9
7.	A'dia Mathies	2010-13	140	2,014	14.4
8.	Bebe Croley	1984-88	94	1,399	14.2
9.	Victoria Dunlap	2008-11	133	1,846	13.9
10.	**Tonie Morgan**	**2026**	**36**	**495**	**13.8**
	SeSe Helm	2000-04	108	1,487	13.8

FIELD GOALS MADE

	Player	Seasons	G	FGA	FGM
1.	Valerie Still	1979-83	123	1,931	1,118
2.	Rhyne Howard	2019-22	114	1,794	790
3.	Leslie Nichols	1982-86	111	1,448	757
4.	A'dia Mathies	2010-13	140	1,687	712
5.	Victoria Dunlap	2008-11	133	1,473	696
6.	Makayla Epps	2013-17	133	1,449	668
7.	Sarah Elliott	2005-08	132	1,221	657
8.	Maci Morris	2016-19	129	1452	598
9.	SeSe Helm	2000-04	108	1,195	590
10.	Elisabeth Lukschu	1977-81	119	999	586

FIELD GOALS ATTEMPTED

	Player	Seasons	G	FGM	FGA
1.	Valerie Still	1979-83	123	1,118	1,931
2.	Rhyne Howard	2019-22	114	790	1,794
3.	A'dia Mathies	2010-13	140	712	1,687
4.	Victoria Dunlap	2008-11	133	696	1,473
5.	Maci Morris	2016-19	129	598	1,452
6.	Makayla Epps	2013-17	133	668	1,449
7.	Leslie Nichols	1982-86	111	757	1,448
8.	Sam Mahoney	2005-08	132	560	1,436
9.	Sara Potts	2001-05	117	552	1,389
10.	Stacey Reed	1991-95	114	512	1,318

FIELD GOAL PERCENTAGE (MIN. 400 ATTEMPTS)

	Player	Seasons	FGM	FGA	Pct
1.	Liz Lukschu	1977-81	586	999	.587
2.	Valerie Still	1979-83	1,118	1,931	.578
3.	Debbie Miller	1983-87	396	699	.560
4.	Evelyn Akhator	2015-17	356	658	.541
5.	Sarah Elliott	2005-08	657	1,221	.538
6.	Leslie Nichols	1982-86	757	1,448	.523
7.	Ajae Petty	2023-24	250	483	.518
8.	J. Humphrey	2003-07	365	714	.511
9.	Karen Mosley	1982-86	470	909	.510
10.	Lisa Collins	1980-84	415	815	.509

3-POINT FIELD GOALS MADE

	Player	Years	Pct	3FGA	3FG
1.	Rhyne Howard	2019-22	.382	744	284
2.	Sara Potts	2001-05	.377	719	271
3.	Maci Morris	2016-19	.411	613	252
4.	Jennifer O'Neill	2011-15	.349	564	197
5.	A'dia Mathies	2010-13	.368	481	177
6.	Keyla Snowden	2010-2012	.369	477	176
7.	Stacey Reed	1991-95	.320	548	175
8.	Jenny Pfeiffer	2003-07	.347	467	162
9.	**Amelia Hassett**	**2025-26**	**.348**	**442**	**154**
10.	Tiffany Wait	1995-2000	.361	319	115
	Sam Mahoney	2005-08	.318	355	113

3-POINT FIELD GOALS ATTEMPTED

	Player	Years	Pct	3FG	3FGA
1.	Rhyne Howard	2019-22	.382	284	744
2.	Sara Potts	2001-05	.377	271	719
3.	Maci Morris	2016-19	.411	252	613
4.	Jennifer O'Neill	2011-2015	.349	197	564
5.	Stacey Reed	1991-95	.320	176	548
6.	A'dia Mathies	2010-13	.368	177	481
7.	Keyla Snowden	2010-2012	.369	176	477
8.	Jenny Pfeiffer	2003-07	.347	162	467
9.	**Amelia Hassett**	**2025-26**	**.348**	**154**	**442**
10.	Carly Morrow	2008-11	.273	108	395

3-PT FIELD GOAL PERCENTAGE (MIN. 200 ATT.)

	Player	Years	3FG	3FGA	Pct
1.	Maci Morris	2016-19	252	613	41.1
2.	Kristi Cushenberry	1988-92	110	277	39.7
3.	Rhyne Howard	2019-22	284	744	38.2
4.	Sara Potts	2001-05	271	719	37.7
5.	Keyla Snowden	2010-2012	176	477	36.9
6.	Jodie Whitaker	1985-89	80	217	36.8
	A'dia Mathies	2010-13	177	481	36.8
8.	Shaunda Roberts	1994-96	103	284	36.2
9.	Tiffany Wait	1995-2000	115	319	36.1
10.	Mia Daniel	1989-93	90	253	35.5

FREE THROWS MADE

	Player	Seasons	G	PCT.	FTA	FTM
1.	Valerie Still	1979-83	119	.704	748	527
2.	Victoria Dunlap	2008-11	133	.623	714	445
3.	Rhyne Howard	2019-22	114	.772	552	426
4.	A'dia Mathies	2010-13	140	.700	590	413
5.	Bria Goss	2012-15	134	.819	486	398
6.	Tiffany Wait	1996-2000	122	.792	500	396
7.	Sam Mahoney	2005-08	132	.675	545	368
8.	Makayla Epps	2013-17	133	.719	491	353
9.	Taylor Murray	2016-19	127	.833	400	333
10.	Kristi Cushenberry	1989-92	118	.780	407	318

TOP-10 KENTUCKY CAREER RECORDS

FREE THROWS ATTEMPTED

	Player	Seasons	G	PCT.	FTM	FTA
1.	Valerie Still	1979-83	119	.861	527	748
2.	Victoria Dunlap	2008-11	133	.623	445	714
3.	A'dia Mathies	2010-13	140	.700	413	590
4.	Rhyne Howard	2019-22	114	.772	426	552
5.	Sam Mahoney	2005-08	132	.675	368	545
6.	Tiffany Wait	1996-2000	122	.792	396	500
7.	Bria Goss	2012-15	134	.819	398	486
8.	Liz Lukschu	1978-81	119	.687	316	460
9.	Stacy McIntyre	1989-92	116	.710	296	416
10.	Kristi Cushenberry	1989-92	118	.780	318	407

FREE THROW PERCENTAGE (MIN. 200 ATT.)

	Player	Seasons	G	FTM	FTA	PCT.
1.	Jenny Pfeiffer	2003-07	119	247	287	.861
2.	Maci Morris	2016-19	129	244	285	.856
3.	Taylor Murray	2016-19	127	333	400	.833
4.	Amani Franklin	2007-10	127	192	233	.824
5.	Bria Goss	2012-15	134	398	486	.819
6.	Jodie Whitaker	1986-89	111	211	259	.810
7.	Tiffany Wait	1996-2000	122	396	500	.792
8.	Debbie Miller	1984-87	109	300	239	.790
9.	Selia Helm	2001-04	108	291	369	.789
10.	Sara Potts	2002-05	117	188	240	.783

REBOUNDS

	Player	Seasons	G	Avg	Reb
1.	Valerie Still	1979-83	119	12.8	1,525
2.	Victoria Dunlap	2008-11	133	8.3	1,099
3.	J. Humphrey	2003-07	129	7.5	964
4.	Leslie Nichols	1982-86	111	7.9	877
5.	Sarah Elliott	2005-08	132	6.1	800
6.	Rhyne Howard	2019-22	114	6.9	789
7.	Debra Oden	1976-80	109	7.2	785
8.	Samarie Walker	2012-14	96	8.1	777
9.	Kim Denkins	1994-98	107	7.1	762
10.	Liz Lukschu	1977-81	119	6.1	722

REBOUNDING AVERAGE (MIN. 50 GAMES PLAYED)

	Player	Seasons	G	Reb	Avg
1.	Valerie Still	1979-83	119	1,525	12.8
2.	Evelyn Akhator	2015-17	66	664	10.1
3.	**Clara Strack**	**2025-Pres.**	**67**	**665**	**9.9**
4.	Victoria Dunlap	2008-11	133	1,099	8.3
5.	Samarie Walker	2012-14	96	777	8.1
6.	**Teonni Key**	**2025-26**	**59**	**466**	**7.9**
	Leslie Nichols	1982-86	111	877	7.9
8.	Ajae Petty	2023-24	61	476	7.8
9.	J. Humphrey	2003-07	129	964	7.5
10.	Debra Oden	1976-80	109	785	7.2

ASSISTS

	Player	Seasons	G	Avg	Asst
1.	Patty Jo Hedges	1980-83	120	6.091	731
2.	Sandy Harding	1983-87	111	6.360	706
3.	Jodie Whitaker	1985-89	111	4.180	464
	Lea Wise	1979-83	120	3.866	464
5.	Taylor Murray	2016-19	127	3.543	450
6.	Stacey Reed	1991-95	114	3.877	442
7.	Amber Smith	2008-12	123	3.455	425
8.	Makayla Epps	2013-17	133	3.067	408
9.	Rita Adams	1999-2003	110	3.636	400
10.	Tracye Davis	1987-91	113	3.247	367

ASSISTS PER GAME (MIN. 50 GAMES PLAYED)

	Player	Seasons	G	Asst	Avg
1.	Sandy Harding	1983-87	111	706	6.360
2.	Patty Jo Hedges	1979-83	120	731	6.091
3.	Jodie Whitaker	1985-89	111	464	4.180
4.	Maddie Scherr	2023-24	55	214	3.891
5.	Stacey Reed	1991-95	114	442	3.877
6.	Lea Wise	1979-83	120	464	3.866
7.	Angela Phillips	2003-05	62	230	3.710
8.	Rita Adams	1999-2003	110	400	3.636
9.	Taylor Murray	2016-19	127	450	3.543
10.	Amber Smith	2008-2012	123	425	3.455
	Tracye Davis	1987-91	113	367	3.247

BLOCKS PER GAME (MIN. 50 BLOCKS)

	Player	Seasons	G	Blks	Avg
1.	**Clara Strack**	**2025-Pres.**	**67**	**164**	**2.45**
2.	**Teonni Key**	**2025-26**	**59**	**89**	**1.51**
3.	Sarah Elliott	2005-08	132	195	1.47
4.	DeNesha Stallworth	2012-14	65	87	1.34
5.	Shantia Owens	1998-2000	61	81	1.33
	Victoria Dunlap	2008-11	133	178	1.33
7.	Valerie Still	1979-83	119	156	1.31
8.	**Amelia Hassett**	**2025-26**	**67**	**87**	**1.29**
	Victoria Dunlap	2008-11	100	129	1.29
10.	Laura Meadows	1997-2000	89	95	1.17

BLOCKS

	Player	Seasons	G	Avg	Blks
1.	Sarah Elliott	2005-08	132	1.47	195
2.	Victoria Dunlap	2008-11	133	1.34	178
3.	**Clara Strack**	**2025-Pres.**	**67**	**2.45**	**164**
4.	Valerie Still	1979-83	119	1.31	156
5.	Azia Bishop	2012-15	134	1.13	152
6.	Rhyne Howard	2019-22	114	0.95	109
7.	KeKe McKinney	2018-21	113	0.95	107
	J. Humphrey	2003-07	129	0.83	107
9.	Leslie Nichols	1982-86	111	0.92	102
10.	Samarie Walker	2011-14	96	1.00	96

STEALS

	Player	Seasons	G	Avg	Stls
1.	A'dia Mathies	2010-13	140	2.286	320
2.	Stacey Reed	1991-95	114	2.710	309
3.	Victoria Dunlap	2008-11	133	2.310	307
4.	Taylor Murray	2016-19	127	2.259	287
5.	Leslie Nichols	1982-86	111	2.504	278
6.	Patty Jo Hedges	1979-83	120	2.266	272
7.	Rita Adams	1999-2003	110	2.427	267
8.	Rhyne Howard	2019-22	114	2.298	262
9.	LaTonya McDole	1998-2002	117	2.076	243
10.	Christina Jansen	1992-96	107	2.140	229

STEALS PER GAME (MIN. 75 STEALS)

	Player	Seasons	G	Stls	Avg
1.	Stacey Reed	1991-95	114	309	2.710
2.	Leslie Nichols	1982-86	111	278	2.504
3.	Rita Adams	1999-2003	110	267	2.427
4.	Victoria Dunlap	2008-11	133	307	2.310
5.	Rhyne Howard	2019-22	114	262	2.298
6.	A'dia Mathies	2010-13	140	320	2.286
7.	Patty Jo Hedges	1979-83	120	272	2.266
8.	Taylor Murray	2016-19	127	287	2.259
9.	Christina Jansen	1992-96	107	229	2.140
10.	Chastiy Patterson	2019-21	46	98	2.130

DOUBLE-DOUBLES (OVERALL/POINTS–REBOUNDS)

	Player	Total
1.	Valerie Still	66
2.	Leslie Nichols	33
3.	**Clara Strack**	**31**
	Evelyn Akhator	31
	Victoria Dunlap	31
6.	Rhyne Howard	27
7.	Jocelyn Mills	22
8.	Ajae Petty	20
	Kim Denkins	20
	Samarie Walker	20
11.	**Teonni Key**	**19**

TOP-10 INDIVIDUAL SINGLE-SEASON RECORDS

POINTS

	Player	Season	G	PPG	PTS
1.	Valerie Still	1981-82	32	24.8	794
2.	Valerie Still	1982-83	28	25.0	700
3.	Pam Browning	1976-77	26	25.5	663
4.	Valerie Still	1979-80	29	22.1	641
5.	Rhyne Howard	2021-22	31	20.5	635
6.	Rhyne Howard	2019-20	27	23.4	633
	Victoria Dunlap	2009-10	35	18.1	633
8.	Valerie Still	1980-81	30	20.9	628
9.	**Clara Strack**	**2025-26**	**36**	**16.9**	**607**
	Georgia Amoore	2024-25	31	19.6	607

SCORING AVERAGE

	Player	Season	G	Pts	Avg
1.	Pam Browning	1976-77	26	663	25.5
2.	Valerie Still	1982-83	28	700	25.0
3.	Valerie Still	1981-82	32	794	24.8
4.	Rhyne Howard	2019-20	27	633	23.4
5.	Valerie Still	1979-80	29	641	22.1
6.	Valerie Still	1980-81	31	628	20.9
7.	Rhyne Howard	2020-21	24	497	20.7
8.	Rhyne Howard	2021-22	31	635	20.5
9.	Georgia Amoore	2024-25	31	607	19.6
10.	Leslie Nichols	1984-85	27	497	18.4
	Leslie Nichols	1983-84	27	496	18.4

FIELD GOALS MADE

	Player	Season	G	FGA	FGM
1.	Valerie Still	1981-82	32	565	329
2.	Valerie Still	1982-83	28	456	273
3.	Valerie Still	1980-81	30	447	260
4.	Valerie Still	1979-80	29	463	256
5.	**Clara Strack**	**2025-26**	**36**	**498**	**240**
6.	Victoria Dunlap	2009-10	35	459	228
7.	Georgia Amoore	2024-25	31	522	221
	Makayla Epps	2016-17	33	481	221
9.	Rhyne Howard	2021-22	31	488	215
10.	Rhyne Howard	2019-20	27	490	212

FIELD GOALS ATTEMPTED

	Player	Season	G	FGM	FGA
1.	Valerie Still	1981-82	32	329	565
2.	Georgia Amoore	2024-25	31	221	522
3.	**Clara Strack**	**2025-26**	**36**	**240**	**498**
4.	Rhyne Howard	2019-20	27	212	490
5.	Rhyne Howard	2021-22	31	215	488
6.	Makayla Epps	2016-17	33	221	481
7.	Valerie Still	1979-80	29	256	463
8.	Victoria Dunlap	2009-10	35	228	459
9.	Valerie Still	1982-83	28	273	456
10.	Victoria Dunlap	2010-11	33	206	450

3-POINT FIELD GOALS MADE

	Player	Year	Pct	3FGA	3FG
1.	**Amelia Hassett**	**2025-26**	**.361**	**274**	**99**
2.	**Asia Boone**	**2025-26**	**.365**	**263**	**96**
3.	Rhyne Howard	2019-20	.382	220	84
4.	Sara Potts	2004-05	.363	223	81
5.	Georgia Amoore	2024-25	.336	232	78
6.	Maci Morris	2017-18	.475	158	75
	Maci Morris	2018-19	.452	166	75
8.	Rhyne Howard	2018-19	.387	191	74
	Sara Potts	2002-03	.454	163	74
10.	A'dia Mathies	2012-13	.422	173	73

3-POINT FIELD GOALS ATTEMPTED

	Player	Year	Pct	3FG	3FGA
1.	**Amelia Hassett**	**2025-26**	**.361**	**99**	**274**
2.	**Asia Boone**	**2025-26**	**.365**	**96**	**263**
3.	Georgia Amoore	2024-25	.423	78	232
4.	Sara Potts	2004-05	.363	81	223
5.	Rhyne Howard	2019-20	.382	84	220
6.	Rhyne Howard	2018-19	.387	74	191
7.	Jennifer O'Neill	2012-13	.356	67	188
8.	Rhyne Howard	2021-22	.383	70	183
9.	Saniah Tyler	2023-24	.345	61	177
10.	Jenny Pfeiffer	2006-07	.324	57	176

3-POINT FIELD GOAL PCT. (MIN. 100 ATT.)

	Player	Year	3FG	3FGA	Pct
1.	Maci Morris	2017-18	75	158	47.5
2.	Sara Potts	2002-03	74	163	45.4
3.	Maci Morris	2018-19	75	166	45.2
4.	A'dia Mathies	2012-13	73	173	42.2
5.	Tiffany Wait	1998-99	46	110	41.8
6.	Carly Ormerod	2005-06	49	118	41.5
7.	Sabrina Haines	2019-20	56	140	40.0
8.	Maci Morris	2015-16	49	125	39.2
9.	Dazia Lawrence	2024-25	67	172	39.0
10.	Janee Thompson	2015-16	56	144	38.9

FREE THROWS MADE

	Player	Season	G	FTA	FTM
1.	Pam Browning	1976-77	26	263	196
2.	Victoria Dunlap	2009-10	35	254	175
3.	Valerie Still	1982-83	28	212	154
4.	Valerie Still	1981-82	32	199	136
5.	Valerie Still	1979-80	29	183	129
6.	Stacy McIntyre	1991-92	30	124	160
7.	Victoria Dunlap	2010-11	33	206	145
8.	Rhyne Howard	2021-22	31	167	135
9.	Bria Goss	2013-14	35	141	127
10.	Evelyn Akhator	2016-17	33	183	126

FREE THROWS ATTEMPTED

	Player	Season	G	FTM	FTA
1.	Pam Browning	1976-77	26	196	263
2.	Victoria Dunlap	2009-10	25	175	254
3.	Valerie Still	1982-83	28	154	212
4.	Victoria Dunlap	2010-11	33	145	206
5.	Valerie Still	1981-82	32	136	199
6.	Ajae Petty	2023-24	32	95	192
7.	Evelyn Akhator	2016-17	33	126	183
	Valerie Still	1979-80	29	129	183
9.	A'dia Mathies	2010-11	34	121	178
10.	**Tonie Morgan**	**2025-26**	**36**	**122**	**167**
	Rhyne Howard	2021-22	31	135	167

FREE THROW PERCENTAGE (MIN. 50 ATT.)

	Player	Season	FTM	FTA	Pct
1.	Maddie Scherr	2022-23	80	87	.920
2.	Bria Goss	2013-14	127	141	.901
3.	Jenny Pfeiffer	2005-06	94	106	.887
4.	Amani Franklin	2008-09	69	78	.885
5.	Maci Morris	2016-17	74	84	.881
6.	Sara Potts	2004-05	49	58	.865
7.	Jenny Pfeiffer	2006-07	69	80	.863
8.	SeSe Helm	2001-02	62	72	.861
9.	Keyla Snowden	2011-12	63	54	.857
10.	Jenny Pfeiffer	2003-04	51	60	.850
	Kristi Cushenberry	1988-89	85	100	.850

REBOUNDS

	Player	Season	G	Avg	Reb
1.	Valerie Still	1981-82	32	14.3	457
2.	Valerie Still	1979-80	29	13.9	403
3.	Debra Oden	1977-78	35	10.6	371
4.	**Clara Strack**	**2025-26**	**36**	**10.1**	**365**
5.	Evelyn Akhator	2016-17	33	10.8	358
6.	Jennifer Humphrey	2006-07	34	10.3	351
7.	Ajae Petty	2023-24	32	10.6	339
8.	Valerie Still	1982-83	28	12.0	336
9.	Valerie Still	1980-81	30	10.9	329
10.	Evelyn Akhator	2015-16	33	9.3	306

REBOUNDING AVERAGE

	Player	Season	G	Reb	Avg
1.	Valerie Still	1981-82	32	457	14.3
2.	Valerie Still	1979-80	29	403	13.9
3.	Valerie Still	1982-83	28	336	12.0
4.	Valerie Still	1980-81	30	329	10.9
5.	Evelyn Akhator	2016-17	33	358	10.8
6.	Debra Oden	1977-78	35	371	10.6
	Ajae Petty	2023-24	32	339	10.6
8.	Jennifer Humphrey	2006-07	34	351	10.3
9.	**Clara Strack**	**2025-26**	**36**	**365**	**10.1**
10.	Clara Strack	2024-25	31	300	9.7

ASSISTS

	Player	Season	G	Avg	Assists
1.	**Tonie Morgan**	**2025-26**	**36**	**7.94**	**286**
2.	Georgia Amoore	2024-25	31	6.87	213
3.	Patty Jo Hedges	1981-82	32	6.53	209
4.	Patty Jo Hedges	1982-83	28	7.14	200
5.	Sandy Harding	1986-87	28	6.60	185
6.	Sandy Harding	1985-86	28	6.53	183
7.	Patty Jo Hedges	1980-81	31	5.83	181
8.	Jodie Whitaker	1987-88	29	6.10	177
9.	Sandy Harding	1984-85	27	6.29	170
10.	Sandy Harding	1983-84	28	6.00	168

ASSISTS PER GAME

	Player	Season	G	Assists	Avg
1.	**Tonie Morgan**	**2025-26**	**36**	**286**	**7.94**
2.	Patty Jo Hedges	1982-83	28	200	7.14
3.	Georgia Amoore	2024-25	31	213	6.87
4.	Sandy Harding	1986-87	28	185	6.60
5.	Patty Jo Hedges	1981-82	32	209	6.53
	Sandy Harding	1985-86	28	183	6.53
7.	Sandy Harding	1984-85	27	170	6.29
8.	Jodie Whitaker	1987-88	29	177	6.10
9.	Sandy Harding	1983-84	28	168	6.00
10.	Patty Jo Hedges	1980-81	31	181	5.83

BLOCKS

	Player	Season	G	Avg	Blks
1.	**Clara Strack**	**2025-26**	**36**	**2.527**	**91**
2.	Clara Strack	2024-25	31	2.355	73
3.	Victoria Dunlap	2009-10	35	1.885	66
4.	Sarah Elliott	2007-08	33	1.696	56
	Samarie Walker	2012-13	36	1.555	56
6.	Teonni Key	2024-25	31	1.709	53
	Valerie Still	1980-81	31	1.709	53
	Azia Bishop	2014-15	33	1.606	53
9.	DeNesha Stallworth	2012-13	35	1.486	52
10.	Sarah Elliott	2006-07	34	1.471	50

BLOCKS PER GAME (MIN. 30 BLOCKS)

	Player	Season	G	Blks	Avg
1.	**Clara Strack**	**2025-26**	**36**	**91**	**2.527**
2.	Clara Strack	2024-25	31	73	2.355
3.	Victoria Dunlap	2009-10	35	66	1.888
4.	Teonni Key	2024-25	31	53	1.709
	Valerie Still	1980-81	31	53	1.709
6.	Sarah Elliott	2007-08	33	56	1.696
7.	KeKe McKinney	2019-20	26	42	1.615
8.	Azia Bishop	2014-15	33	53	1.606
9.	Valerie Still	1979-80	29	46	1.586
10.	Samarie Walker	2012-13	36	56	1.555

STEALS

	Player	Season	G	Avg	Stls
1.	Victoria Dunlap	2009-10	35	3.0	107
2.	Leslie Nichols	1985-86	29	3.6	104
	Rita Adams	2001-02	29	3.6	104
4.	Taylor Murray	2018-19	32	3.2	103
5.	Victoria Dunlap	2010-11	33	3.0	100
6.	Stacey Reed	1993-94	28	3.5	97
7.	A'dia Mathies	2009-10	36	2.6	93
8.	Malinka Salhi	1989-90	31	2.9	90
9.	A'dia Mathies	2011-12	34	2.6	87
10.	Jada Walker	2022-23	31	2.6	81

STEALS PER GAME (MIN. 30 STEALS)

	Player	Season	G	Stls	Avg
1.	Leslie Nichols	1985-86	29	104	3.586
	Rita Adams	2001-02	29	104	3.586
3.	Stacey Reed	1993-94	28	97	3.464
4.	Taylor Murray	2018-19	32	103	3.218
5.	Victoria Dunlap	2009-10	35	107	3.057
6.	Malinka Salhi	1989-90	31	90	2.903
7.	Leslie Nichols	1984-85	27	74	2.740
8.	Chasity Patterson	2020-21	27	73	2.703
9.	Stacey Reed	1994-95	28	75	2.678
10.	Jada Walker	2022-23	31	81	2.612

TOP-10 INDIVIDUAL SINGLE-GAME RECORDS

SCORING

	Player	Opponent (Date)	PTS
1.	Georgia Amoore	@ Oklahoma (2/2/25)	43
	Rhyne Howard	@ Alabama (1/9/20)	43
	Jennifer O'Neill	vs. Baylor (12/6/13)	43
4.	Makayla Epps	vs. Mississippi State (2/12/15)	42
	Valerie Still	vs. Charleston (12/19/82)	42
6.	Valerie Still	vs. Florida (2/20/82)	41
7.	Bebe Croley	vs. Morehead State (12/20/87)	40
8.	Valerie Still	vs. Indiana (12/6/80)	39
9.	Valerie Still	vs. Indiana (12/15/79)	38
	Valerie Still	vs. Ohio State (12/2/82)	38
	Valerie Still	@ Rutgers (2/16/83)	38

FIELD GOALS MADE

	Player	Opponent (Date)	FGM
1.	Makayla Epps	vs. Mississippi State (2/12/15)	18
	Valerie Still	@ Florida (2/20/82)	18
3.	Valerie Still	@ Rutgers (2/16/83)	16
	Valerie Still	vs. Seton Hall (12/5/81)	16
	Valerie Still	@ Georgia (2/6/82)	16
	Valerie Still	@ Murray State (12/10/80)	16
7.	Georgia Amoore	@ Oklahoma (2/2/25)	15
	Jocelyn Mills	vs. Florida (2/28/93)	15
	Lisa Collins	vs. Vanderbilt (2/20/84)	15
	Lea Wise	vs. Illinois (3/14/82)	15
	Valerie Still	vs. Indiana State (1/17/81)	15
	Valerie Still	vs. Indiana (12/15/79)	15

FIELD GOALS ATTEMPTED

	Player	Opponent (Date)	FGA
1.	Jennifer O'Neill	vs. Baylor (12/6/13)	31
2.	Makayla Epps	vs. Mississippi State (2/12/15)	30
3.	Pam Browning	@ Central Missouri (12/18/76)	29
4.	Stacey Reed	@ Florida (1/4/94)	28
	Stacey Reed	@ Ohio State (12/4/94)	28
6.	Georgia Amoore	vs. Oklahoma (3/7/25)	27
	Rhyne Howard	vs. Tennessee (1/5/20)	27
	Valerie Still	vs. Rutgers (1/12/80)	27
9.	Rhyne Howard	vs. Mississippi State (3/7/20)	26
	Rhyne Howard	vs. Ole Miss (2/4/21)	26
	Makayla Epps	vs. South Carolina (3/4/17)	26
	Stacey Reed	vs. Mississippi State (1/16/94)	26
	Jodie Whitaker	vs. Tennessee (3/5/88)	26
	Maci Morris	vs. Cal-Berkeley (12/21/17)	26

FIELD GOAL PERCENTAGE (MIN. 10 ATTEMPTS)

	Player + Opponent (Date)	Pct
1.	Clara Strack vs. Tennessee (2/27/25)	100.0 [11-11]
2.	Lisa Collins vs. LSU (3/3/84)	100.0 [10-10]
3.	Lea Wise vs. Illinois (3/14/82)	.938 [15-16]
4.	Jaida Roper vs. Winthrop (12/11/19)	.923 [12-13]
5.	Sandy Harding vs. Alabama (2/7/87)	.909 [10-11]
6.	Jennifer Humphrey vs. Miss. St. (1/25/07)	.900 [9-10]
	Sarah Elliott vs. Nicholls State (12/21/04)	.900 [9-10]
	Rita Adams vs. Sam Houston St. (11/23/01)	.900 [9-10]
	Karri Koach @ Miss. St. (1/15/95)	.900 [9-10]
	Josh Mills vs. Morehead State (2/20/90)	.900 [9-10]

3-POINT FIELD GOALS MADE

	Player + Opponent (Date)	3FGA	3FG
1.	Rhyne Howard vs. Auburn (2/27/22)	13	8
2.	Georgia Amoore @ Oklahoma (2/2/25)	12	7
	Georgia Amoore vs. Miss. St. (1/2/25)	10	7
	Georgia Amoore vs. Belmont (12/20/24)	13	7
	Dazia Lawrence vs. Miss. St. (1/2/25)	11	7
	Rhyne Howard vs. Southern U (11/11/18)	11	7
	Rhyne Howard @ Alabama (1/9/20)	11	7
	Rhyne Howard vs. Tennessee (1/5/20)	13	7
	Sara Potts vs. High Point (1/6/04)	12	7
	Sara Potts vs. Chattanooga (3/20/05)	14	7

3-POINT FIELD GOALS ATTEMPTED

	Player + Opponent (Date)	3FG	3FGA
1.	Shaunda Roberts vs. So. Carolina (1/24/96)	5	17
2.	**Asia Boone at Mississippi State (1/18/26)**	**3**	**16**
3.	Georgia Amoore vs. LSU (2/23/25)	3	15
	Jennifer O'Neill vs. Central Mich. (11/22/14)	5	15
5.	**Amelia Hassett at Belmont (12/14/25)**	**5**	**14**
	Rhyne Howard @ LSU (1/19/2020)	4	14
	Sara Potts vs. Chattanooga (3/20/05)	7	14
8.	**Amelia Hassett vs. JMU (3/21/26)**	**4**	**13**
	Asia Boone at LSU (1/1/26)	**5**	**13**
	Georgia Amoore vs. Belmont (12/20/24)	7	13
	Rhyne Howard vs. Auburn (2/27/22)	8	13
	Rhyne Howard vs. Tennessee (1/5/20)	7	13
	Rhyne Howard vs. Grambling (11/2/19)	4	13
	Rhyne Howard vs. Ole Miss (1/13/19)	5	13
	Jennifer O'Neill vs. Texas A&M (3/10/13)	2	13
	Shaunda Roberts vs. Marshall (2/8/96)	3	13
	Shaunda Roberts vs. Auburn (3/1/96)	4	13
	Stacey Reed vs. Western Ky. (12/10/93)	5	13
	Jenny Pfeiffer vs. Oakland (3/15/07)	5	13
	Keyla Snowden vs. LSU (3/3/12)	5	13
	Saniah Tyler vs. Austin Peay (11/14/23)	3	13

FREE THROWS MADE

	Player, Opponent (Date)	FTM
1.	Bernisha Pinkett vs. Vanderbilt (1/23/11	15
2.	Stacy McIntyre vs. Houston (11/30/92)	14
	Valerie Still vs. Charleston (12/19/82)	14
4.	Jennifer O'Neill vs. Baylor (12/6/13)	13
	Pam Browning vs. Eastern Kentucky (1976-77)	13
	Tiffany Wait @ Miami (12/20/97)	13
	Erica Jackson @ Ohio State (11/19/98)	13
	Tiffany Wait vs. Georgia (2/7/99)	13
	Lydia Watkins @ South Alabama (12/30/07)	13
	Victoria Dunlap vs. Butler (11/15/09)	13
	Robyn Benton @ South Carolina (02/02/23)	13

FREE THROWS ATTEMPTED

	Player, Opponent (Date)	FTA
1.	Jennifer O'Neill vs. Baylor (12/6/13)	19
2.	Erica Jackson @ Ohio State (11/19/98)	18
	Bernisha Pinkett vs. Vanderbilt (1/23/11)	18
	Victoria Dunlap @ Arkansas (1/6/11)	18
5.	Liz Lukschu vs. Morehead (1/22/80)	17
	Karen Mosely vs. Auburn (2/2/86)	17
	Victoria Dunlap vs. MTSU (12/28/09)	17
	A'dia Mathies vs. Liberty (3/20/10)	17
9.	Pam Browning vs. Mt. St. Joseph (2/21/77)	16
	Valerie Still vs. Charleston (12/19/82)	16
	Debbie Miller vs. Tennessee (1/24/86)	16

FREE THROW PERCENTAGE (MIN. 10 ATTEMPTS)

1.	Stacey McIntyre vs. Houston (11/30/92) [14-of-14]	100.0
2.	Lydia Watkins vs. South Alabama (12/30/07) [13-of-13]	100.0
3.	Makayla Epps vs. Ole Miss (1/21/16) [12-of-12]	100.0
	Bria Goss vs. Grambling State (12/29/13) [12-of-12]	100.0
5.	Jaida Roper vs. Georgia (2/27/2020) [11-of-11]	100.0
	Jenny Pfeiffer vs. Xavier (12/10/03) [11-of-11]	100.0
7.	Bria Goss vs. Missouri (1/12/14) [10-of-10]	100.0
	Jennifer O'Neill @ DePaul (12/12/13) [10-of-10]	100.0
	Kristi Cushenberry vs. Ole Miss (2/23/92) [10-of-10]	100.0
	Bebe Croley vs. Vanderbilt (3/4/88) [10-of-10]	100.0
	Patty Jo Hedges vs. Cincinnati (11/27/82) [10-of-10]	100.0
	Tiffany Wait vs. LSU (2/26/99) [10-of-10]	100.0
	Taylor Murray vs. Missouri (1/30/17) [10-of-10]	100.0
	Robyn Benton @ Florida (01/15/23) [10-of-10]	100.0

REBOUNDS

	Player	Opponent (Date)	Reb
1.	Valerie Still	National College (2/9/82)	27
2.	Valerie Still	Rutgers (1/12/80)	26
3.	Pam Browning	UT-Martin (1/22/77)	23
	Victoria Dunlap	Louisville (12/5/10)	23
	Evelyn Akhator	Ohio State (3/19/17)	23
6.	Ajae Petty	Vanderbilt (1/11/24)	21
	Valerie Still	UT-Chattanooga (11/30/81)	21
8.	Valerie Still	Charleston (12/19/82)	20
	Debra Oden	Morehead (3/4/78)	20
	Jennifer Humphrey	Auburn (1/21/07)	20
	DeNesha Stallworth	Mississippi State (2/27/14)	20

ASSISTS

	Player	Opponent (Date)	Assists
1.	**Tonie Morgan**	**USC Upstate (11/12/25)**	**16**
	Patty Jo Hedges	Cincinnati (1/15/82)	16
3.	Patty Jo Hedges	LSU (2/27/82)	15
	Sandy Harding	Dayton (1/14/86)	15
5.	**Tonie Morgan**	**Missouri (1/4/26)**	**14**
	Jodie Whitaker	East Carolina (11/28/87)	14
	Patty Jo Hedges	Memphis State (1/3/83)	14
8.	**Tonie Morgan**	**Florida (1/15/26)**	**13**
	Tracye Davis	Tennessee State (1/30/88)	13
10.	**Tonie Morgan**	**Georgia (1/24/26)**	**12**
	Tonie Morgan	**at LSU (1/1/26)**	**12**
	Makayla Epps	Morehead State (11/18/15)	12
	Stacey Reed	Detroit (12/1/93)	12
	Jodie Whitaker	Miami (2/8/86)	12
	Leslie Nichols	Detroit (2/26/86)	12

BLOCKS

	Player	Opponent (Date)	Blks
1.	Clara Strack	Ole Miss (2/10/25)	8
2.	**Clara Strack**	**Hofstra (12/28/25)**	**7**
	DeNesha Stallworth	Texas A&M (2/18/13)	7
4.	Teonni Key	Arizona St. (11/26/24)	6
	Clara Silva	USC Upstate (11/4/24)	6
	Nyah Leveretter	Vanderbilt (1/27/22)	6
	Dre'una Edwards	West Virginia (12/1/22)	6
	Azia Bishop	Tennessee State (12/28/14)	6
	Laura Meadows	Nebraska (11/29/99)	6
	Lisa Ellis	Middle Tennessee (1/8/89)	6
	Jody Runge	Memphis State (1/31/82)	6
	Sarah Elliott	NCA&T (12/6/05)	6
	Maddie Scherr	Alabama (3/2/23)	6

STEALS

	Player	Opponent (Date)	Steals
1.	Leslie Nichols	Louisville (2/14/86)	11
2.	Chasity Patterson	Wofford (12/19/20)	10
3.	Rita Adams	VCU (12/16/01)	9
	A'dia Mathies	Nebraska Omaha (11/23/11)	9
5.	15 players		8

Last Chasity Patterson at DePaul (12/16/20)

TOP-10 FRESHMAN SEASON RECORDS

POINTS

1.	641	Valerie Still, 1979-80
2.	525	Rhyne Howard, 2018-19
3.	491	A'dia Mathies, 2009-10
4.	413	Maria Donhoff, 1977-78
5.	362	Samantha Mahoney, 2004-05
6.	361	Kristi Cushenberry, 1988-89
7.	364	Sarah Elliott, 2004-05
8.	323	Jada Walker, 2021-22
9.	319	Leslie Nichols, 1982-83
10.	310	Laura Meadows, 1997-98

POINTS PER GAME

1.	22.1	Valerie Still, 1979-80
2.	16.4	Rhyne Howard, 2018-19
3.	13.6	A'dia Mathies, 2009-10
4.	12.9	Kristi Cushenberry, 1988-89
5.	12.5	Maria Donhoff, 1977-78
6.	12.3	SeSe Helm, 2000-01
7.	11.4	Leslie Nichols, 1982-83
8.	11.1	Laura Meadows, 1997-98
9.	10.7	Jodie Whitaker, 1985-86
10.	10.6	Samantha Mahoney, 2004-05

REBOUNDS

1.	403	Valerie Still, 1979-80
2.	228	Victoria Dunlap, 2007-08
3.	212	Rhyne Howard, 2018-19
4.	199	Maria Donhoff, 1977-78
5.	197	Leslie Nichols, 1982-83
6.	185	Sarah Elliott, 2004-05
7.	175	LaTonya McDole, 1998-99
8.	174	A'dia Mathies, 2009-10
9.	162	Laura Meadows, 1997-98
10.	142	Kim Denkins, 1994-95
	142	Batouly Camara, 2015-16

REBOUNDS PER GAME

1.	13.9	Valerie Still, 1979-80
2.	7.0	Leslie Nichols, 1982-83
3.	6.6	Rhyne Howard, 2018-19
4.	6.9	Victoria Dunlap, 2007-08
5.	6.2	Elisabeth Lukschu, 1977-78
6.	6.0	Maria Donhoff, 1977-78
7.	5.8	Laura Meadows, 1997-98
8.	5.5	LaTonya McDole, 1998-99
	5.5	Jennifer Humphrey, 2002-03
10.	5.4	Sarah Elliott, 2004-05

FIELD GOALS MADE

1.	256	Valerie Still, 1979-80
2.	178	A'dia Mathies, 2009-10
3.	165	Maria Donhoff, 1977-78
4.	149	Sarah Elliott, 2004-05
5.	130	Leslie Nichols, 1982-83
6.	129	Kristi Cushenberry, 1988-89
7.	127	Samantha Mahoney, 2004-05
8.	123	Jodie Whitaker, 1985-86
9.	121	Jada Walker, 2021-22
10.	115	SeSe Helm, 2000-01

FIELD GOALS ATTEMPTED

1.	463	Valerie Still, 1979-80
2.	439	A'dia Mathies, 2009-10
3.	406	Rhyne Howard, 2018-19
4.	370	Maria Donhoff, 1977-78
5.	329	Laura Meadows, 1997-98
6.	296	Samantha Mahoney, 2004-05
7.	292	Jada Walker, 2021-22
8.	268	Kristi Cushenberry, 1988-89
9.	267	Sarah Elliott, 2004-05
10.	266	Stacey Reed, 1991-92

FIELD GOAL PERCENTAGE (MIN 100 ATTEMPTS)

1.	55.8	Sarah Elliott, 2004-05
2.	55.3	Valerie Still, 1979-80
3.	55.0	Elisabeth Lukschu, 1977-78
4.	53.8	Taylor Murray, 2015-16
5.	52.6	Leslie Nichols, 1982-83
	52.6	Jodie Whitaker, 1985-86
7.	50.8	Josh Mills, 1989-90
8.	49.3	Batouly Camara, 2015-16
9.	48.3	Makayla Epps, 2013-14
10.	48.1	Sandy Harding, 1983-84
	48.1	Kristi Cushenberry, 1988-89

THREE-POINTERS MADE

1.	74	Rhyne Howard, 2018-19
2.	50	Sara Potts, 2001-02
3.	49	Maci Morris, 2015-16
	49	Carly Ormerod, 2005-06
5.	43	Laura Meadows, 1997-98
6.	38	Natalie Martinez, 1996-97
7.	34	Bria Goss, 2011-12
8.	33	Jada Walker, 2021-22
9.	31	A'dia Mathies, 2009-10
10.	30	Stacey Reed, 1991-92

THREE-PT. FIELD GOAL PERCENTAGE (MIN 100 ATTEMPTS)

1.	41.5	Carly Ormerod, 2005-06
2.	39.2	Maci Morris, 2015-16
3.	38.7	Rhyne Howard, 2018-19
4.	34.0	Sara Potts, 2001-02
5.	33.3	Laura Meadows, 1997-98
6.	31.4	Natalie Martinez, 1996-97
7.	29.0	A'dia Mathies, 2009-10
8.	26.3	Stacey Reed, 1991-92

FREE THROWS MADE

1.	129	Valerie Still, 1979-80
2.	104	A'dia Mathies, 2009-10
3.	91	Samantha Mahoney, 2004-05
4.	85	Kristi Cushenberry, 1988-89
5.	83	Maria Donhoff, 1977-78
6.	74	Alexis Jennings, 2014-15
7.	71	Rhyne Howard, 2018-19
8.	62	Stacey Reed, 1991-92
	62	LaTonya McDole, 1998-99
	62	SeSe Helm, 2000-01

FREE THROWS ATTEMPTED

1.	183	Valerie Still, 1979-80
2.	149	A'dia Mathies, 2009-10
3.	145	Samantha Mahoney, 2004-05
4.	134	Bria Goss, 2011-12
5.	131	Maria Donhoff, 1977-78
6.	105	Rhyne Howard, 2018-19
7.	101	Victoria Dunlap, 2007-08
8.	100	Kristi Cushenberry, 1988-89
9.	99	LaTonya McDole, 1998-99
	99	Alexis Jennings, 2014-15

FREE THROW PERCENTAGE (MIN 50 ATTEMPTS)

1.	86.1	SeSe Helm, 2000-01
2.	85.0	Kristi Cushenberry, 1988-89
3.	84.5	Chante' Bowman, 2004-05
4.	83.3	Taylor Murray, 2015-16
5.	78.4	Karen Killen, 1990-91
6.	77.3	Angela Phillips, 2003-04
7.	76.8	Bernisha Pinkett, 2010-11
8.	75.5	Patty Jo Hedges, 1979-80
9.	74.7	Stacey Reed, 1991-92
	74.7	Alexis Jennings, 2014-15

BLOCKS

1.	49	Sarah Elliott, 2004-05
2.	46	Valerie Still, 1979-80
3.	38	Leslie Nichols, 1982-83
4.	35	Laura Meadows, 1977-98
5.	33	Clara Silva, 2024-25
6.	31	Azia Bishop, 2011-12
7.	30	Batouly Camara, 2015-16
8.	25	Victoria Dunlap, 2007-08
	25	Dorrie Harrison, 2017-18
10.	24	Alyssa Rice, 2014-15

STEALS

1.	93	A'dia Mathies, 2009-10
2.	69	Stacey Reed, 1991-92
3.	68	Rhyne Howard, 2018-19
4.	60	Patty Jo Hedges, 1979-80
5.	56	Taylor Murray, 2015-16
6.	55	Sandy Harding, 1983-84
7.	47	Jada Walker, 2021-22
	47	Laura Meadows, 1997-98
9.	43	Valerie Still, 1979-80
	43	Victoria Dunlap, 2007-08

ASSISTS

1.	168	Sandy Harding, 1983-84
2.	141	Patty Jo Hedges, 1979-80
3.	119	Angela Phillips, 2002-03
4.	93	LaToya McDole, 1999-2000
5.	90	Stacey Reed, 1991-92
	90	Julie Whitacker, 1999-2000
7.	87	Rita Adams, 2000-01
	87	A'dia Mathies, 2009-10
9.	75	Rhyne Howard, 2018-19
10.	73	Taylor Murray, 2015-16
	73	Daiesha Hawthorne, 2001-02

DOUBLE-FIGURE SCORING GAMES

1.	29	Valerie Still, 1979-80
2.	26	Rhyne Howard, 2018-19
	26	A'dia Mathies, 2009-10
4.	23	Bria Goss, 2011-12
5.	22	Maria Donhoff, 1977-78
6.	18	Kristi Cushenberry, 1988-89
	18	Samantha Mahoney, 2004-05
8.	17	Leslie Nichols, 1982-83
	17	Laura Meadows, 1997-98
	17	Sarah Elliot, 2004-05

DOUBLE-FIGURE REBOUNDS GAMES

1.	25	Valerie Still, 1979-80
2.	9	Leslie Nichols, 1982-83
3.	7	Victoria Dunlap, 2007-08
4.	6	Rhyne Howard, 2018-19
	6	Elisabeth Lukschu, 1977-78
5.	3	Laura Meadows, 1997-98
	3	Jennifer Humphrey, 2002-03

DOUBLE-FIGURE ASSISTS

1.	2	Sandy Harding, 1983-84
2.	1	Jodie Whitaker, 1985-86
	1	Tracye Davis, 1987-88

SINGLE-GAME FRESHMAN RECORDS

Points

39 Valerie Still vs. Indiana (12/6/80)

Rebounds

26 Valerie Still vs. Rutgers (Jan. 12, 1980)

Assists

13 Tracye Davis vs. Tennessee St. (1/30/88)

Blocks

7 DeNesha Stallworth vs. Texas A&M (2/18/13)

Steals

8 A'dia Mathies vs. Miss. Valley St. (1/1/10)

1,000-POINT CLUB



1. VALERIE STILL (6-1, CENTER, 1980-83) - 2,763

Year	GP/GS	FG-FGA	PCT	FT-FTA	PCT	REB-AVG	PTS-AVG	Blocks	Steals	Assists
1979-80	29-29	256-463	55.3	129-183	70.0	403-13.9	641-22.1	46	43	32
1980-81	30-30	260-447	58.1	108-154	70.1	329-10.9	628-20.9	53	64	37
1981-82	32-32	329-565	58.2	136-199	68.3	457-14.3	794-24.8	39	56	46
1982-83	28-28	273-456	59.9	154-212	72.6	336-12.0	700-25.0	18	38	24
Career	**119-119**	**1118-1931**	**57.8**	**527-748**	**70.0**	**1525-12.8**	**2763-23.2**	**156**	**201**	**139**



2. RHYNE HOWARD (6-2, GUARD, 2019-2022) - 2,290

Year	GP/GS	FG-FGA	PCT	3P-3PA	PCT	FT-FTA	PCT	REB-AVG	PTS-AVG	Blocks	Steals	Assists
2018-19	32-32	190-426	.446	74-191	.387	71-105	.676	131-6.6	525-16.4	22	68	75
2019-20	27-27	212-490	.433	84-220	.382	125-158	.791	175-6.5	633-23.4	29	62	66
2020-21	24-24	173-390	.444	56-150	.373	95-122	.779	173-7.3	497-20.7	19	61	91
2021-22	31-31	215-488	.441	70-183	.383	135-167	.808	228-7.4	635-20.5	39	71	102
Career	**114-114**	**790-1794**	**.440**	**284-744**	**.382**	**426-552**	**.772**	**789-6.9**	**2290-20.1**	**109**	**262**	**334**



3. A'DIA MATHIES (5-9, GUARD, 2010-2013) - 2,014

Year	GP/GS	FG-FGA	PCT	3P-3PA	PCT	FT-FTA	PCT	REB-AVG	PTS-AVG	Blocks	Steals	Assists
2009-10	36/36	178-439	.405	31-107	.290	104-149	.698	174-4.8	491-13.6	22	93	87
2010-11	34-33	146-337	.433	22-66	.333	121-178	.680	159-4.7	435-12.8	12	71	89
2011-12	34-34	181-424	.427	51-135	.378	96-141	.681	175-5.1	509-15.0	21	87	93
2012-13	36-36	207-487	.425	73-173	.422	92-122	.754	162-4.5	579-16.1	15	69	80
Career	**140-139**	**712-1687**	**.422**	**177-481**	**.368**	**413-590**	**.700**	**670-4.8**	**2014-14.4**	**70**	**320**	**349**



4. VICTORIA DUNLAP (6-1, FORWARD, 2008-2011) - 1,846

Year	GP/GS	FG-FGA	PCT	3P-3PA	PCT	FT-FTA	PCT	REB-AVG	PTS-AVG	Blocks	Steals	Assists
07-08	33-33	100-228	.439	0-7	.000	40-101	.396	228-6.9	240-7.3	25	43	26
08-09	32-32	162-336	.482	2-8	.250	85-153	.556	290-9.1	411-12.8	38	57	32
09-10	35-35	228-459	.497	2-7	.286	175-254	.689	293-8.4	633-18.1	66	107	48
10-11	33-33	206-450	.458	5-12	.417	145-206	.704	288-8.7	562-17.0	49	100	49
Career	**133-133**	**696-1473**	**.473**	**9-34**	**.265**	**445-714**	**.623**	**1099-8.3**	**1846-13.9**	**178**	**307**	**155**



5. LESLIE NICHOLS (6-0, FORWARD, 1983-86) - 1,797

Year	GP/GS	FG-FGA	PCT	FT-FTA	PCT	REB-AVG	PTS-AVG	Blocks	Steals	Assists
1982-83	28-28	130-247	52.6	58-88	67.0	197-7.0	318-11.3	38	36	59
1983-84	27-25	208-379	54.9	80-97	82.5	218-8.0	496-18.4	11	64	80
1984-85	27-26	211-423	49.9	75-96	78.1	247-9.1	497-18.4	23	74	68
1985-86	29-29	208-399	52.1	70-87	80.4	215-7.4	486-16.7	30	104	116
Career	**111-108**	**757-1448**	**52.3**	**283-368**	**76.9**	**877-7.9**	**1797-18.2**	**102**	**278**	**323**



6. MAKAYLA EPPS (5-10, GUARD, 2014-2017) - 1,790

Year	GP/GS	FG-FGA	PCT	3P-3PA	PCT	FT-FTA	PCT	REB-AVG	PTS-AVG	Blocks	Steals	Assists
2013-14	34-1	56-116	.483	12-41	.293	31-46	.674	47-1.4	155-4.6	0	11	46
2014-15	34-22	184-414	.444	24-76	.316	114-165	.691	156-4.6	506-14.9	6	45	101
2015-16	32-32	207-438	.473	26-92	.283	106-146	.726	154-4.8	546-17.1	4	41	143
2016-17	33-33	221-481	.459	39-110	.355	102-134	.761	147-4.5	583-17.7	2	34	118
Career	133-88	688-1449	.461	101-319	.317	353-491	.719	504-3.8	1790-13.5	12	131	408



7. MACI MORRIS (6-0, GUARD, 2016-19) - 1,692

Year	GP/GS	FG-FGA	PCT	3P-3PA	PCT	FT-FTA	PCT	REB-AVG	PTS-AVG	Blocks	Steals	Assists
2015-16	33-33	101-254	.398	49-125	.392	30-35	.857	85-2.6	281-8.5	7	19	31
2016-17	33-33	132-383	.345	53-164	.323	74-84	.881	91-2.8	391-11.8	20	20	52
2017-18	31-31	198-409	.484	75-158	.475	66-78	.846	112-3.6	537-17.3	16	37	56
2018-19	32-32	167-406	.411	75-166	.452	74-88	.841	99-3.1	483-15.1	24	46	51
Career	**129-129**	**598-1452**	**.412**	**252-613**	**.411**	**244-285**	**.856**	**387-3.0**	**1692-13.1**	**67**	**122**	**190**

1,000-POINT CLUB



8. SAMANTHA MAHONEY (5-10, GUARD, 2005-2008) - 1,601

Year	GP/GS	FG-FGA	PCT	3P-3PA	PCT	FT-FTA	PCT	REB-AVG	PTS-AVG	Blocks	Steals	Assists
2004-05	34-27	127-296	.429	17-38	.447	91-145	.628	109-3.2	362-10.6	17	30	67
2005-06	31-27	134-346	.387	25-97	.258	77-103	.748	81-2.6	370-11.9	11	38	75
2006-07	34-34	148-388	.381	31-107	.290	94-136	.691	121-3.6	421-12.4	23	40	86
2007-08	33-33	151-406	.372	40-113	.354	106-161	.658	100-3.0	448-13.6	6	32	74
Career	**132-121**	**560-1436**	**.390**	**113-355**	**.318**	**368-545**	**.675**	**411-3.1**	**1601/12.1**	**57**	**140**	**302**



9. PAM BROWNING (6-0, CENTER, 1975-78) - 1,598

Year	GP/GS	FG-FGA	PCT	FT-FTA	PCT	REB-AVG	PTS-AVG	Steals	Assists
1974-75	26	Stats Not Available					297-11.4		
1975-76	20	Stats Not Available					268-13.4		
1976-77	26	_	_	196-263	74.5	13.5	663-25.5	_	_
1977-78	35-31	127-293	43.3	112-160	70.0	229-7.4	366-11.8	_	52
Career	**107**						**1598-14.9**		



10. SARA POTTS (6-0, GUARD, 2002-05) - 1,563

Year	GP/GS	FG-FGA	PCT	3P-3PA	PCT	FT-FTA	PCT	REB-AVG	PTS-AVG	Blocks	Steals	Assists
2001-02	28-15	82-221	.371	50-147	.340	24-33	.727	63-2.3	238-8.5	3	22	39
2002-03	27-27	118-293	.403	74-163	.454	16-27	.593	104-3.9	326-12.1	6	33	46
2003-04	28-28	166-429	.387	66-186	.355	71-91	.780	183-6.5	469-16.8	2	38	51
2004-05	34-34	186-446	.417	81-223	.363	77-89	.865	179-5.3	530-15.6	6	40	40
Career	**117-104**	**552-1389**	**.397**	**271-719**	**.377**	**188-240**	**.783**	**529-4.5**	**1563-13.4**	**17**	**133**	**176**



11. SARAH ELLIOTT (6-6, CENTER, 2005-2008) - 1,502

Year	GP/GS	FG-FGA	PCT	3P-3PA	PCT	FT-FTA	PCT	REB-AVG	PTS-AVG	Blocks	Steals	Assists
2004-05	34-11	149-267	.558	0-0	.000	56-83	.675	185-5.4	354-10.4	49	11	13
2005-06	31-26	149-273	.546	0-1	.000	49-73	.671	183-5.9	347-11.2	40	13	34
2006-07	34-33	208-372	.559	0-0	.000	44-69	.638	237-7.0	460-13.5	50	10	26
2007-08	33-29	151-309	.489	0-0	.000	39-52	.750	195-5.9	341/10.3	56	16	29
Career	**132-99**	**657-1221**	**.538**	**0-1**	**.000**	**88-277**	**.679**	**800-6.1**	**1502/11.4**	**195**	**50**	**102**



12. ELISABETH LUKSCHU (6-4, CENTER, 1978-81) - 1,488

Year	GP/GS	FG-FGA	PCT	FT-FTA	PCT	REB-AVG	PTS-AVG	Blocks	Steals	Assists
1977-78	35-23	100-182	55.0	42-70	58.6	142-6.2	242-10.5	-	–	3
1978-79	27-23	156-275	56.7	88-122	72.1	192-7.1	400-14.8	22	34	35
1979-80	29-29	169-274	61.7	104-147	71.0	201-6.9	442-15.2	13	23	24
1980-81	28-26	161-268	60.0	82-121	67.7	187-6.6	404-14.7	20	20	20
Career	**119-101**	**586-999**	**58.7**	**316-460**	**68.7**	**722-6.0**	**1488-12.5**	**-**	**-**	**82**



13. SELIA "SESE" HELM (6-4, CENTER, 2001-2004) - 1,487

Year	GP/GS	FG-FGA	PCT	3P-3PA	PCT	FT-FTA	PCT	REB-AVG	PTS-AVG	Blocks	Steals	Assists
2000-01	**24-21**	**115-246**	**.467**	**2-7**	**.286**	**62-72**	**.861**	**112-4.7**	**294-12.3**	**5**	**14**	**7**
2001-02	**29-29**	**198-388**	**.510**	**4-11**	**.364**	**92-115**	**.800**	**194-6.7**	**492-17.0**	**9**	**24**	**17**
2002-03	**27-26**	**122-251**	**.486**	**7-18**	**.389**	**58-79**	**.734**	**176-6.5**	**309-11.4**	**12**	**16**	**27**
2003-04	28-27	155-310	.500	3-15	.200	79-103	.767	190-6.8	392-14.0	21	11	18
Career	**108-103**	**590-1195**	**.494**	**16-51**	**.314**	**291-369**	**.789**	**672/6.2**	**1487-13.8**	**37**	**75**	**9**



14. STACEY REED (5-7, GUARD, 1992-95) - 1,482

Year	GP/GS	FG-FGA	PCT	3P-3PA	PCT	FT-FTA	PCT	REB-AVG	PTS-AVG	Steals	Assists
1991-92	30-26	88-266	33.1	30-114	26.3	62-83	74.7	88-2.9	268-8.9	69	90
1992-93	28-28	104-264	39.4	65-168	38.7	45-56	80.4	112-4.0	318-11.4	68	101
1993-94	28-28	171-411	41.6	44-135	32.6	123-162	75.9	191-6.8	509-18.2	97	138
1994-95	28-28	149-377	39.5	37-131	28.2	52-69	75.4	190-6.8	387-13.8	75	113
Career	**114-110**	**512-1318**	**38.0**	**176-548**	**32.0**	**282-370**	**76.0**	**581-5.1**	**1482-13.0**	**309**	**442**

1,000-POINT CLUB



15. JENNIFER O'NEILL (5-6, GUARD, 2010-15) - 1,449

Year	GP/GS	FG-FGA	PCT	3P-3PA	PCT	FT-FTA	PCT	REB-AVG	PTS-AVG	Blocks	Steals	Assists
2010-11	30-3	49-146	.336	21-58	.362	34-46	.739	39-1.3	153-5.1	1	14	26
2012-13	35-32	132-335	.394	67-188	.356	50-70	.714	82-2.3	381-10.9	2	47	99
2013-14	35-3	138-358	.385	55-151	.364	110-157	.701	84-2.4	441-12.6	2	35	99
2014-15	33-20	153-416	.368	54-167	.323	114-158	.722	113-3.4	474-14.4	7	46	68
TOTAL	**133-58**	**472-1255**	**.376**	**197-564**	**.349**	**308-431**	**.715**	**318-2.4**	**1449-10.9**	**12**	**142**	**292**



16. TIFFANY WAIT (5-11, GUARD/FORWARD, 1996-2000) - 1,445

Year	GP/GS	FG-FGA	PCT	3P-3PA	PCT	FT-FTA	PCT	REB-AVG	PTS-AVG	Steals	Assists
1995-96	6-2	19-38	50.0	8-22	36.4	24-32	75.0	10-1.7	70-11.7	8	10
1996-97	27-26	118-271	43.5	16-41	39.0	82-110	75.5	107-4.0	335-12.4	42	103
1997-98	28-28	105-259	40.5	16-51	31.4	98-119	82.4	81-2.9	324-11.6	48	75
1998-99	32-32	135-338	39.9	46-110	41.8	121-149	81.2	103-3.2	437-13.7	33	93
1999-2000	29-29	90-236	38.1	29-95	30.5	70-90	77.8	72-2.5	279-9.6	44	58
Career	**122-117**	**467-1142**	**41.0**	**115-319**	**36.1**	**396-500**	**79.2**	**383-3.1**	**1445-11.8**	**175**	**339**



17. JODIE WHITAKER (5-7, GUARD, 1986-89) - 1,433

Year	GP/GS	FG-FGA	PCT	3P-3PA	PCT	FT-FTA	PCT	REB-AVG	PTS-AVG	Steals	Assists
1985-86	26-20	123-234	52.6	–	–	33-39	84.6	56-2.1	279-10.7	40	119
1986-87	28-28	152-330	46.1	–	–	36-43	83.7	103-3.7	340-12.1	41	90
1987-88	29-29	164-419	39.1	48-126	38.1	80-92	87.0	133-4.6	456-15.7	44	177
1988-89	28-23	132-334	39.5	32-91	35.2	62-85	72.9	107-3.8	358-128	33	78
Career	**111-100**	**571-1317**	**43.0**	**80-217**	**36.8**	**211-259**	**81.0**	**399-3.6**	**1433-12.9**	**158**	**464**



18. TAYLOR MURRAY (5-6, GUARD, 2016-19) - 1,359

Year	GP/GS	FG-FGA	PCT	3P-3PA	PCT	FT-FTA	PCT	REB-AVG	PTS-AVG	Steals	Assists
2015-16	33-0	81-185	.438	14-52	.269	50-60	.833	88-2.7	226-6.8	56	73
2016-17	30-30	127-275	.462	11-51	.216	101-120	.842	147-4.9	366-12.2	61	118
2017-18	32-32	131-303	.432	19-55	.345	88-105	.838	139-4.3	369-11.5	67	136
2018-19	32-31	145-304	.477	14-49	.286	94-115	.817	116-3.6	398-12.4	103	123
Career	**127-93**	**484-1067**	**.454**	**58-207**	**.280**	**333-400**	**.833**	**490-3.9**	**1359-10.7**	**287**	**450**



19. KRISTI CUSHENBERRY (5-9, GUARD/FORWARD, 1989-92) - 1,358

Year	GP/GS	FG-FGA	PCT	3P-3PA	PCT	FT-FTA	PCT	REB-AVG	PTS-AVG	Steals	Assists
1988-89	28-26	129-268	48.1	18-35	51.4	85-100	85.0	109-3.9	361-12.9	2	52
1989-90	31-23	134-290	46.2	22-51	43.1	66-91	72.5	81-2.6	356-11.5	25	49
1990-91	29-29	108-258	41.9	36-99	36.4	67-86	77.9	88-3.0	319-11.0	31	63
1991-92	30-29	94-234	40.2	34-92	37.0	100-130	76.9	90-3.0	322-10.7	37	62
Career	**118-107**	**465-1050**	**44.0**	**110-277**	**39.7**	**318-407**	**78.0**	**368-3.11**	**1358-11.5**	**95**	**226**



20. BELITTA CROLEY (5-10, FORWARD, 1985-88) - 1,339

Year	GP/GS	FG-FGA	PCT	3P-3PA	PCT	FT-FTA	PCT	REB-AVG	PTS-AVG	Blocks	Steals	Assists
1984-85	16-3	44-103	42.7	–	–	26-32	81.2	65-4.1	114-7.1	3	21	14
1985-86	27-22	150-314	47.8	–	–	28-51	54.9	146-5.4	328-12.1	10	45	57
1986-87	28-28	209-409	51.1	–	–	77-98	78.6	198-7.1	495-17.7	16	73	56
1987-88	23-20	166-322	51.6	1-1	100.0	69-87	79.3	190-8.3	402-17.5	16	43	73
Career	**94-73**	**569-1148**	**49.0**	**1-1**	**100.0**	**200-268**	**74.0**	**599-6.4**	**1339-14.2**	**45**	**182**	**200**



21. BRIA GOSS (5-10, GUARD, 2011-15) - 1,318

Year	GP/GS	FG-FGA	PCT	3P-3PA	PCT	FT-FTA	PCT	REB-AVG	PTS-AVG	Blocks	Steals	Assists
2011-12	35-35	126-339	.372	34-103	.330	98-134	.731	141-4.0	384-11.0	2	50	52
2012-13	36-22	102-265	.385	28-100	.280	86-102	.843	105-2.9	318-8.8	4	57	44
2013-14	35-34	99-250	.396	32-90	.356	127-141	.901	143-4.1	357-10.2	10	39	46
2014-15	28-28	77-192	.401	18-73	.247	87-109	.798	111-4.0	259-9.3	8	40	34
Career	**134-119**	**404-1046**	**.386**	**112-366**	**.306**	**398-486**	**.819**	**500-3.7**	**1318-9.8**	**24**	**186**	**176**

1,000-POINT CLUB



22. STACY MCINTYRE (5-8, FORWARD, 1989-92) - 1,215

Year	GP/GS	FG-FGA	PCT	3P-3PA	PCT	FT-FTA	PCT	REB-AVG	PTS-AVG	Steals	Assists
1988-89	26-2	22-61	36.1	–	–	18-36	50.0	93-3.6	62-2.4	15	19
1989-90	31-24	88-230	38.3	2-13	15.4	58-90	64.4	147-4.7	236-7.6	44	71
1990-91	29-29	155-350	44.3	28-101	27.7	96-130	73.8	149-5.1	434-15.0	68	72
1991-92	30-30	162-337	48.1	35-99	35.4	124-160	77.5	148-4.9	483-16.1	62	49
Career	**116-85**	**427-978**	**43.0**	**65-213**	**30.5**	**296-416**	**71.0**	**537-4.6**	**1215-10.5**	**189**	**211**



23. MARIA DONHOFF (5-11, GUARD, 1978-81) - 1,187

Year	GP/GS	FG-FGA	PCT	FT-FTA	PCT	REB-AVG	PTS-AVG	Blocks	Steals	Assists
1977-78	33-35	165-370	45.0	83-131	63.4	199-6.0	413-12.5	-	–	35
1978-79	29-13	115-267	43.1	72-105	68.6	174-6.0	302-10.4	9	27	38
1979-80	29-29	86-205	42.0	52-71	73.2	152-5.2	224-7.7	7	28	42
1980-81	30-30	103-224	45.9	42-70	60.0	167-5.5	248-8.2	3	27	82
Career	**121-107**	**469-1066**	**44.0**	**249-377**	**66.0**	**692-5.7**	**1187-9.8**	**-**	**-**	**197**



24. LATONYA MCDOLE (6-1, FORWARD, 1999-2002) - 1,180

Year	GP/GS	FG-FGA	PCT	3P-3PA	PCT	FT-FTA	PCT	REB-AVG	PTS-AVG	Steals	Assists
1998-99	32-17	99-219	.452	5-21	.238	62-99	.626	175-5.5	265-8.3	40	44
1999-2000	29-29	127-292	.435	0-2	.000	81-129	.628	175-6.0	335-11.6	57	45
2000-01	27-25	140-292	.479	2-7	.286	63-116	.543	345/12.8	193-7.1	77	55
2001-02	29-29	104-235	.443	1-7	.143	26-62	.419	168-5.8	235-8.1	69	57
Career	**117-100**	**470-1038**	**.453**	**8-37**	**.216**	**232-406**	**.571**	**711-6.1**	**1180-10.1**	**243**	**201**



25. LEA WISE (5-7, GUARD, 1980-83) - 1,179

Year	GP/GS	FG-FGA	PCT	FT-FTA	PCT	REB-AVG	PTS-AVG	Blocks	Steals	Assists
1979-80	29-29	101-232	43.5	36-52	69.2	65-2.2	238-8.2	2	32	101
1980-81	31-29	96-224	42.8	39-51	76.4	63-2.0	231-7.4	5	47	104
1981-82	32-30	162-333	48.6	46-63	73.0	79-2.5	370-11.6	6	43	134
1982-83	28-28	139-295	47.1	62-77	80.5	66-2.3	340-12.1	3	36	125
Career	**120-116**	**498-1084**	**45.0**	**183-243**	**75.3**	**273-2.3**	**1179-9.8**	**16**	**158**	**464**



26. PATTY JO HEDGES (5-7, GUARD, 1980-83) - 1,176

Year	GP/GS	FG-FGA	PCT	FT-FTA	PCT	REB-AVG	PTS-AVG	Blocks	Steals	Assists
1979-80	29-19	88-212	41.5	40-53	75.5	63-2.2	216-7.4	16	60	141
1980-81	31-31	107-259	41.3	69-94	73.4	111-3.5	283-9.1	10	78	181
1981-82	32-31	122-322	37.8	80-116	68.9	134-4.2	324-10.1	8	61	209
1982-83	28-28	141-296	47.6	71-102	69.6	133-4.7	353-12.6	10	73	200
Career	**120-109**	**458-1089**	**42.0**	**260-365**	**71.0**	**441-3.7**	**1176-9.8**	**44**	**272**	**731**



27. JOCELYN MILLS (6-0, CENTER, 1990-93) - 1,170

Year	GP/GS	FG-FGA	PCT	3P-3PA	PCT	FT-FTA	PCT	REB-AVG	PTS-AVG	Steals	Assists
1989-90	28-7	92-181	50.8	–	–	56-78	71.8	132-4.7	240-8.6	24	16
1990-91	28-28	136-279	48.7	–	–	85-135	63.0	250-8.9	360-12.9	54	31
1991-92	19-4	47-115	40.9	–	–	44-65	67.7	111-5.8	138-7.3	16	15
1992-93	28-28	174-344	50.6	2-9	22.2	82-124	66.1	210-7.5	432-15.4	41	30
Career	**103-67**	**449-919**	**48.0**	**2-9**	**22.2**	**267-402**	**66.0**	**703-6.8**	**1170-11.4**	**135**	**92**



28. KAREN MOSLEY (6-3, FORWARD/CENTER, 1983-86) - 1,135

Year	GP/GS	FG-FGA	PCT	FT-FTA	PCT	REB-AVG	PTS-AVG	Blocks	Steals	Assists
1982-83	28-0	44-82	53.6	33-51	65.0	94-3.3	121-4.3	2	12	6
1983-84	28-15	148-286	51.7	58-71	81.7	186-6.6	354-12.6	11	23	30
1984-85	26-26	142-293	48.4	53-77	68.8	179-6.9	337-12.9	18	29	21
1985-86	27-23	136-248	54.8	51-73	69.9	174-6.4	323-12.0	16	28	31
Career	**109-64**	**470-909**	**51.0**	**195-272**	**71.0**	**633-5.8**	**1135-10.4**	**47**	**92**	**88**

1,000-POINT CLUB



29. CLARA STRACK (6-5, CENTER, 2025-PRESENT) - 1,085

Year	GP/GS	FG-FGA	PCT	FT-FTA	PCT	REB-AVG	PTS-AVG	Steals	Assists
2023-24*	33-2	62-110	.564	23-38	.605	134-4.1	149- 4.5	4	24
2024-25	31-31	190-389	.488	81-103	.786	300-9.7	478-15.4	25	79
2025-26	36-36	240-498	482	102-154	.662	365-10.1	607-16.9	44	68

***First season spent at Virginia Tech but her 149 points there are not considered for this list.**



30. JANET TIMPERMAN (5-10, GUARD/FORWARD, 1976-79) - 1,080

Year	GP/GS	FG-FGA	PCT	FT-FTA	PCT	REB-AVG	PTS-AVG	Steals	Assists
1975-76		Stats Not Available							
1976-77	–	–	–	–	–	9.5	12.6	–	–
1977-78	35-35	135-344	39.2	23-35	69.0	152-4.3	293.8.4	–	60
1978-79	29-27	112-284	39.4	31-40	77.5	136-4.7	255-8.8	52	52

Career: Complete career stats not available



31. TEDRA EBERHART (5-11, GUARD/FORWARD, 1991-94) - 1,071

Year	GP/GS	FG-FGA	PCT	3P-3PA	PCT	FT-FTA	PCT	REB-AVG	PTS-AVG	Blocks	Steals	Assists
1990-91	29-0	55-131	42.0	–	–	19-24	79.2	73-2.5	130-4.5	7	23	16
1991-92	29-1	77-173	44.5	–	–	38-51	74.5	84-2.9	211-7.3	4	38	15
1992-93	27-26	103-262	39.3	–	–	51-84	60.7	150-5.6	270-10.0	7	57	44
1993-94	28-28	168-367	45.8	38-101	37.6	86-113	76.1	180-6.4	460-16.4	11	70	64
Career	**113-55**	**458-933**	**49.0**	**38-101**	**37.6**	**194-272**	**71.0**	**487-4.3**	**1071-9.5**	**29**	**188**	**139**



32. KIM DENKINS (6-3, CENTER, 1995-98) - 1,057

Year	GP/GS	FG-FGA	PCT	FT-FTA	PCT	REB-AVG	PTS-AVG	Blocks	Steals	Assists
1994-95	27-9	56-131	42.7	35-48	72.9	142-5.3	147-5.4	16	25	17
1995-96	27-27	159-310	51.3	99-138	71.7	242-9.0	417-15.4	15	30	23
1996-97	25-21	88-199	44.2	71-94	75.5	193-7.7	247-9.9	13	25	31
1997-98	28-20	91-173	52.6	64-88	72.7	185-6.6	246-8.8	22	28	24
Career	**107-77**	**394-813**	**48.0**	**269-368**	**73.0**	**762-7.1**	**1057-9.9**	**66**	**108**	**95**



33. DEBBIE MILLER (6-1, GUARD, 1984-87) - 1,031

Year	GP/GS	FG-FGA	PCT	FT-FTA	PCT	REB-AVG	PTS-AVG	Blocks	Steals	Assists
1983-84	24-0	24-46	52.1	21-25	84.0	74-3.0	69-2.9	2	9	11
1984-85	28-27	73-149	49.0	53-66	80.3	151-5.4	199-7.1	22	30	29
1985-86	29-23	138-229	60.3	84-108	77.8	168-5.8	360-12.4	20	36	16
1986-87	28-28	161-275	58.5	81-101	80.2	223-8.0	403-14.4	22	37	27
Career	**109-78**	**396-699**	**56.0**	**239-300**	**79.0**	**616-5.7**	**1031-8.5**	**66**	**112**	**83**



34. JANEE THOMPSON (5-7, POINT GUARD, 2013-2016) - 1,024

Year	GP/GS	FG-FGA	PCT	3P-3PA	PCT	FT-FTA	PCT	REB-AVG	PTS-AVG	Blocks	Steals	Assists
2012-13	34-0	47-136	.346	12-40	.300	30-42	.714	33-1.0	136-4.0	1	21	31
2013-14	35-33	107-270	.396	15-58	.259	71-108	.657	73-2.1	300-8.6	1	39	107
2014-15	17-17	56-149	.376	9-31	.290	50-64	.781	78-2.4	171-10.1	3	29	52
2015-16	33-32	145-363	.399	56-144	.389	71-86	.826	78-2.4	417-12.6	3	35	157
Career	**119-82**	**355-918**	**.387**	**92-273**	**.337**	**222-300**	**.740**	**232-1.9**	**1024-8.6**	**8**	**124**	**347**



35. LAURA MEADOWS (6-3, FORWARD/GUARD, 1998-2000) - 1,024

Year	GP/GS	FG-FGA	PCT	3P-3PA	PCT	FT-FTA	PCT	REB-AVG	PTS-AVG	Blocks	Steals	Assists
1997-98	28-27	114-329	.347	43-129	.333	39-54	.722	162-5.8	310-11.1	35	47	93
1998-99	32-32	147-339	.434	31-94	.330	67-97	.691	195-6.1	392-12.3	33	42	93
1999-2000	29-21	140-271	.517	3-15	.200	39-68	.574	188-6.5	322-11.1	27	39	62
Career	**89-80**	**401-939**	**.427**	**77-238**	**.324**	**145-219**	**.662**	**545-6.1**	**1024-11.5**	**95**	**128**	**248**

1,000-POINT CLUB



36. SANDY HARDING (5-10, GUARD, 1984-87) - 1,023

Year	GP/GS	FG-FGA	PCT	FT-FTA	PCT	REB-AVG	PTS-AVG	Steals	Assists
1983-84	28-27	76-158	48.1	27-38	71.0	71-2.5	179-6.4	55	168
1984-85	27-25	84-181	46.4	60-74	81.1	58-2.1	228-8.4	52	170
1985-86	28-25	114-229	49.8	37-45	82.2	63-2.2	265-9.5	53	183
1986-87	28-28	151-287	52.6	49-67	73.1	99-3.5	351-12.5	64	185
Career	**111-105**	**425-855**	**49.0**	**173-224**	**77.0**	**291-2.6**	**1023-9.2**	**224**	**706**

SCORING

TEAM RECORDS

MOST POINTS

Half: 64 vs. Miami (2/8/86, 2nd half) and Nebraska (3/13/99, 2nd half)
1st Period: 35 vs. Evansville (12/5/18)
2nd Period: 33 vs. Florida (3/4/16)
3rd Period: 36 vs. North Alabama (11/11/21)
4th Period: 33 vs. Ohio (12/21/22) and **at Arkansas (2/1/26)**
Game: 133 vs. Baylor (4OT) (12/6/13)
By an Opponent: 130 vs. Baylor (4OT) (12/6/13)
Game (both teams): 263 - UK 133 vs. Baylor 130 4OT (12/6/13)
Home Floor: 121 vs. Kentucky State (11/24/89)
Opponent's Floor: 107 @ Detroit (12/28/83)
Season: 2,845 (2013-14) (35 games)
In a Losing Game: 94 @ Ohio State (1/7/92) and vs. Dayton (3/21/15)
Largest Halftime Lead: 41 vs. Grambling State [60-19] (12/29/13)
Largest Deficit Overcome to Win a Game: -19 – Miami (Ohio), 53-34, 16:27 in second half, (won, 77-71) (11/21/00)
Margin of Victory: 77 vs. Kentucky State [121-44] (11/24/89)

SCORING AVERAGE

Season: 83.5 (1979-80) [2,421 in 29 games]

SCORING MARGIN

Season: +17.5 (2011-12)

FEWEST POINTS

Game: 36 @ South Carolina (1/15/24)
1st Period: 4 @ Auburn (2/25/24)
Opp: 2 - Rice (11/13/15)
2nd Period: 3 vs. South Carolina (3/6/22)
Opp: 2 - Morehead State (11/23/17)
3rd Period: 5 vs. Georgia (1/7/18)
Opp: 4 - Jackson State (11/29/15)
4th Period: 4 @ South Carolina (1/15/24)
Opp: 3 - Jackson State (11/29/15), Marshall (11/26/17)
Season: 1,657 (1996-97) [27 games]
Both Teams: 88 (UK 43 @ Arkansas 45) (1/23/93)
Allowed in a Season: 1,675 (1992-93) [28 games]
Allowed in a Game: 23 vs. Alcorn State (12/28/12)
First Half by an Opponent: 9 vs. Charleston So. (12/10/04)
Second Half by an Opponent: 7 vs. Jackson State (11/29/15)
Worst Defeat: 79 vs. Australian National [40-119] (2/1/74)

INDIVIDUAL RECORDS

POINTS SCORED

Career: 2,763, Valerie Still (1979-83)
Season: 794, Valerie Still (1981-82)
Game: 43, Georgia Amoore @ Oklahoma (2/2/25); Jennifer O'Neill vs. Baylor (12/6/13); Rhyne Howard at Alabama (1/9/20)

SCORING AVERAGE

Career (min. 40 games): 23.2, Valerie Still (1979-83)
Season (min. 20 games): 25.5, Pam Browning (1976-77)

CAREER LEADERS

POINTS SCORED

See next page

SCORING AVERAGE

	Player	Career	G	Pts	Avg
1.	Valerie Still	1979-83	119	2,763	23.2
2.	Rhyne Howard	2019-22	114	2,290	20.1
3.	Georgia Amoore	2025	31	607	19.6
4.	Leslie Nichols	1982-86	111	1,797	18.2
5.	**Clara Strack**	**2025-Pres.**	**67**	**1,085**	**16.2**
6.	Pam Browning	1974-78	n/a	1,598	14.9
7.	A'dia Mathies	2010-13	140	2,014	14.4
8.	Bebe Croley	1984-88	94	1,399	14.2
9.	Victoria Dunlap	2008-11	133	1,846	13.9
10.	**Tonie Morgan**	**2026**	**36**	**495**	**13.8**
	SeSe Helm	2000-04	108	1,487	13.8

SEASON LEADERS

POINTS SCORED

	Player	Season	G	Avg	Pts
1.	Valerie Still	1981-82	32	24.8	794
2.	Valerie Still	1982-83	28	25.0	700
3.	Pam Browning	1976-77	26	25.5	663
4.	Valerie Still	1979-80	29	22.1	641
5.	Rhyne Howard	2021-22	31	20.1	635
6.	Rhyne Howard	2019-20	27	19.6	633
	Victoria Dunlap	2009-10	35	18.1	633
8.	Valerie Still	1980-81	30	20.9	628
9.	**Clara Strack**	**2025-26**	**36**	**16.9**	**607**
	Georgia Amoore	2024-25	31	19.6	607
BY A FRESHMAN:					
	Valerie Still	1979-80	29	22.1	641
	Rhyne Howard	2018-19	32	16.4	525
	A'dia Mathies	2009-10	36	13.6	491
	Bria Goss	2011-12	35	11.0	384
	Samantha Mahoney	2004-05	34	10.6	362
BY A SOPHOMORE:					
	Rhyne Howard	2019-20	27	23.4	633
	Valerie Still	1980-81	30	20.9	628
	Makayla Epps	2014-15	34	14.9	506
	Leslie Nichols	1983-84	27	18.4	496
	Clara Strack	2024-25	31	15.4	478
BY A JUNIOR:					
	Valerie Still	1980-82	28	26.6	746
	Victoria Dunlap	2009-10	35	18.1	633
	Clara Strack	**2025-26**	**36**	**16.7**	**607**
	Maci Morris	2017-18	31	17.3	537
	A'dia Mathies	2011-12	35	5.0	509
BY A SENIOR:					
	Valerie Still	1982-83	28	25.0	700
	Rhyne Howard	2021-22	31	20.5	635
	Makayla Epps	2016-17	33	17.7	583
	Victoria Dunlap	2010-11	33	17.0	562
	Evelyn Akhator	2016-17	33	15.9	526

SCORING AVERAGE

	Player	Season	G	Pts	Avg
1.	Pam Browning	1976-77	26	663	25.5
2.	Valerie Still	1982-83	28	700	25.0
3.	Valerie Still	1981-82	32	794	24.8
4.	Rhyne Howard	2019-20	27	633	23.4
5.	Valerie Still	1979-80	29	641	22.1
6.	Valerie Still	1980-81	31	628	20.9
7.	Rhyne Howard	2020-21	24	497	20.7
8.	Rhyne Howard	2021-22	31	635	20.5
9.	Georgia Amoore	2024-25	31	607	19.6
10.	Leslie Nichols	1984-85	27	497	18.4
	Leslie Nichols	1983-84	27	496	18.4

GAME LEADERS

POINTS SCORED

	Player, Opponent (Date)	Pts
1.	Georgia Amoore @ Oklahoma (2/2/25)	43
	Rhyne Howard @ Alabama (1/9/20)	43
	Jennifer O'Neill vs. Baylor (12/6/13)	43
4.	Valerie Still vs. Charleston (12/19/82)	42
	Makayla Epps vs. Mississippi State (2/12/15)	42
6.	Valerie Still vs. Florida (2/20/82)	41
7.	Bebe Croley vs. Morehead State (12/20/87)	40
8.	Valerie Still vs. Indiana (12/6/80)	39
9.	Valerie Still vs. Indiana (12/15/79)	38
	Valerie Still vs. Ohio State (12/2/82)	38
	Valerie Still @ Rutgers (2/16/83)	38

BY A FRESHMAN:
Valerie Still vs. Indiana (12/15/79)..... 38

BY A SOPHOMORE:
Rhyne Howard at Alabama (1/9/2020)..... 43

BY A JUNIOR:
Jennifer O'Neill vs. Baylor (12/6/13)..... 43

BY A SENIOR:
Georgia Amoore @ Oklahoma (2/2/25)..... 43

MOST PTS IN FIRST VARSITY GAME (SINCE 1979-80)

	Player, Opponent (Date)	Pts
1.	Maria Donhoff vs. n/a (1977-78)	20
	Laura Meadows @ Indiana (11/18/97)	20
3.	Valerie Still @ Cincinnati (12/1/79)	18
4.	Carly Ormerod vs. IUPUI (11/18/05)	17
5.	Rhyne Howard vs. Alabama State (11/07/18)	15
6.	Clara Silva vs. USC Upstate (11/4/24)	14
	Mary Custard vs. American (11/25/88)	14
8.	Blair Green vs. Alabama State (11/07/18)	13
	Pattresa Leonard vs. Kentucky State (11/24/89)	13
	A'dia Mathies vs. Boston (11/13/09)	13
	Tatyana Wyatt vs. Sacramento State (11/10/17)	13

SCORING

YEAR-BY-YEAR LEADING SCORER

Year	Player	Cl	Pos.	G	Pts	Avg.
1974-75	Pam Browning	FR	C	26	297	11.4
1975-76	Pam Browning	SO	C	20	268	13.4
1976-77	Pam Browning	JR	C	26	663	25.5
1977-78	Maria Donhoff	FR	G	33	413	12.5
1978-79	Liz Lukschu	SO	C	29	400	14.8
1979-80	Valerie Still	FR	C	29	641	22.1
1980-81	Valerie Still	SO	C	31	628	20.9
1981-82	Valerie Still	JR	C	32	794	24.8
1982-83	Valerie Still	SR	C	28	700	25.0
1983-84	Leslie Nichols	SO	F	27	496	18.4
1984-85	Leslie Nichols	JR	F	27	497	18.4
1985-86	Leslie Nichols	SR	F	29	486	16.7
1986-87	Bebe Croley	JR	F	28	495	17.7
1987-88	Bebe Croley	SR	F	23	402	17.5
1988-89	Kristi Cushenberry	FR	G/F	28	361	12.9
1989-90	Vanessa Foster-Sutton	SR	C	31	388	12.5
1990-91	Stacy McIntyre	JR	F	29	434	15.0
1991-92	Stacy McIntyre	SR	F	30	483	16.1
1992-93	Jocelyn Mills	SR	C	28	432	15.4
1993-94	Stacey Reed	JR	G	28	509	18.2
1994-95	Stacey Reed	SR	G	28	387	13.8
1995-96	Shaunda Roberts	SO	F	27	481	17.8
1996-97	Shaunda Roberts	JR	F	24	182	13.0
1997-98	Jaye Barnes	JR	F	28	411	14.7
1998-99	Tiffany Wait	JR	G	32	437	13.7
1999-00	LaTonya McDole	SO	F	29	335	11.6
2000-01	LaTonya McDole	JR	F	27	345	12.8
2001-02	Selia “SeSe” Helm	SO	C	29	492	17.0
2002-03	Rita Adams	SR	G	25	340	13.6
2003-04	Sara Potts	JR	G/F	28	469	16.8
2004-05	Sara Potts	SR	G/F	33	530	15.6
2005-06	Sam Mahoney	SO	G	31	370	11.9
2006-07	Sarah Elliott	JR	C	34	460	13.5
2007-08	Sam Mahoney	SR	G	33	448	13.6
2008-09	Victoria Dunlap	SO	F	32	411	12.8
2009-10	Victoria Dunlap	JR	F	35	633	18.1
2010-11	Victoria Dunlap	SR	F	34	562	17.0
2011-12	A’dia Mathies	JR	G	34	509	15.0
2012-13	A’dia Mathies	SR	G	36	579	16.1
2013-14	Jennifer O’Neill	JR	G	35	441	12.6
2014-15	Makayla Epss	SO	G	34	506	14.9
2015-16	Makayla Epps	JR	G	32	546	17.1
2016-17	Makayla Epps	SR	G	33	583	17.7
2017-18	Maci Morris	JR	G	31	537	17.3
2018-19	Rhyne Howard	FR	G	32	525	16.4
2019-20	Rhyne Howard	SO	G	27	633	23.4
2020-21	Rhyne Howard	JR	G	24	497	20.7
2021-22	Rhyne Howard	SR	G	31	635	20.5
2022-23	Robyn Benton	GR	G	29	473	16.3
2023-24	Ajae Petty	SR	F	32	453	14.2
2024-25	Georgia Amoore	GR	G	31	607	19.6
2025-26	Clara Strack	JR	C	36	607	16.9

1,000-POINT CLUB (KENTUCKY CAREER)

	Player (Position)	Years	Seasons	Games	Average	Points
1.	Valerie Still (C)	4	1979-83	119	23.2	2,763
2.	Rhyne Howard (G)	4	2019-22	114	20.1	2,290
3.	A’dia Mathies (G)	4	2010-2013	140	14.4	2,014
4.	Victoria Dunlap (F)	4	2008-2011	133	13.9	1,846
5.	Leslie Nichols (F)	4	1982-86	111	18.2	1,797
6.	Makayla Epps (G)	4	2013-2017	133	13.5	1,790
7.	Maci Moris (G)	4	2015-19	129	13.1	1,692
8.	Samantha Mahoney (G)	4	2005-2008	132	12.1	1,601
9.	Pam Browning (C)	4	1974-78	107	14.9	1,598
10.	Sara Potts (G/F)	4	2001-2005	117	13.4	1,563
11.	Sarah Elliott (C)	4	2005-2008	132	11.4	1,502
12.	Elisabeth Lukschu (C)	4	1977-81	119	12.5	1,488
13.	Selia “SeSe” Helm (C)	4	2000-2004	108	13.8	1,487
14.	Stacey Reed (G)	4	1991-95	114	13.0	1,482
15.	Jennifer O’Neill (G)	5	2010-2015	133	10.9	1,449
16.	Tiffany Wait (G)	5	1995-2000	122	11.8	1,445
17.	Jodie Whitaker (G)	4	1985-89	111	12.9	1,433
18.	Taylor Murray (G)	4	2016-19	127	10.7	1,359
19.	Kristi Cushenberry (G)	4	1988-92	118	11.5	1,358
20.	Belitta Croley (F)	4	1984-88	94	14.2	1,339
21.	Bria Goss (G)	4	2012-2015	134	9.8	1,318
22.	Stacy McIntyre (F)	4	1988-92	116	10.5	1,215
23.	Maria Donhoff (G)	4	1977-81	121	9.8	1,187
24.	LaTonya McDole (F)	4	1998-2002	117	10.1	1,180
25.	Lea Wise (G)	4	1979-83	120	9.8	1,179
26.	Patty Jo Hedges (G)	4	1979-83	120	9.8	1,176
27.	Jocelyn Mills (C)	4	1989-93	103	11.4	1,170
28.	Karen Mosley (F)	4	1982-86	109	10.4	1,135
29.	**Clara Strack (C)**	**2**	**2025-Pres.**	**67**	**16.2**	**1,085**
30.	Janet Timperman (G)	4	1975-79	N/A	N/A	1,080
31.	Tedra Eberhart (G)	4	1990-94	113	9.5	1,071
32.	Kim Denkins (C)	4	1994-98	107	9.9	1,057
33.	Debbie Miller (G)	4	1983-87	109	8.5	1,031
34.	Laura Meadows (F)	3	1997-2000	89	11.5	1,024
	Janee Thompson (G)	4	2012-2016	119	8.6	1,024
36.	Sandy Harding (G)	4	1983-87	111	9.2	1,023

QUICKEST TO 1,000 POINTS (BY GAMES PLAYED)

	Name	Years	Games to 1,000	Date	Opponent	Total Points	Total Games
1.	Valerie Still	1979-83	44	1/27/81	Eastern Kentucky	2,763	119
2.	Rhyne Howard	2019-2022	53	2/16/2020	Mississippi State	1,158	59
3.	**Clara Strack**	**2025-Pres.**	**63**	**3/5/26**	**Georgia**	**1,085**	**67**
4.	Leslie Nichols	1982-86	66	12/29/84	Old Dominion	1,797	111
5.	Selia Helm	2000-2004	73	2/9/03	Vanderbilt	1,487	108
6.	A’dia Mathies	2010-2013	74	11/19/11	Southern Miss	1,435	104
7.	Victoria Dunlap	2008-2011	85	1/31/10	Mississippi State	1,846	133

FIELD GOALS

TEAM RECORDS

FIELD GOALS MADE

Season: 1,096 (1977-78)
Game: 53 vs. Kentucky State (11/24/89)

FIELD GOALS ATTEMPTED

Season: 2,550 (1977-78)
Game: 101 vs. Marshall (2/1/78)

FIELD GOAL PERCENTAGE

First Half: .755 vs. Marshall (11/22/85) [25-of-34]
Second Half: .833 vs. Alabama (2/7/87) [20-of-24]
1st Period: 75.0% @ Oklahoma (2/2/25) [12-of-16]
2nd Period: 90.0% vs. LSU (2/4/18)
3rd Period: 81.8% vs. Belmont (3/17/17)
4th Period: 84.6% vs. Florida (03/01/23) [11-of-13]
Season: .513 (1983-84) [897-of-1,747]
Game: .741 vs. Alabama (2/7/87) [35-of-49]

By Opponents in a Season: .473 (2000-01) [756-of-1,600]

INDIVIDUAL RECORDS

FIELD GOALS MADE

Career: 1,118, Valerie Still (1979-83)
Season: 329, Valerie Still (1981-82)
Game: 18, Valerie Still @ Florida (2/20/82) and Makayla Epps vs. Mississippi State (2/12/15)

FIELD GOALS ATTEMPTED

Career: 1,931, Valerie Still (1979-83)
Season: 565, Valerie Still (1981-82)
Game: 31, Jennifer O'Neill vs. Baylor (12/6/13)

FIELD GOAL PERCENTAGE

Career (min. 400 att.): .586, Liz Lukschu (1977-81) [586-of-999]
Season (min. 100 att.): .617, Liz Lukschu (1979-80) [169-of-275]
Game (min. 10 made): 1.000, Clara Strack vs. Tennessee (2/27/25) [12-of-12]

CAREER LEADERS

FIELD GOALS MADE

	Player	Seasons	G	FGA	FGM
1.	Valerie Still	1979-83	123	1,931	1,118
2.	Rhyne Howard	2018-22	114	1,794	790
3.	Leslie Nichols	1982-86	111	1,448	757
4.	A'dia Mathies	2010-13	140	1,687	712
5.	Victoria Dunlap	2008-11	133	1,473	696
6.	Makayla Epps	2013-17	133	1,449	668
7.	Sarah Elliott	2005-08	132	1,221	657
8.	Maci Morris	2016-19	129	1,452	598
9.	SeSe Helm	2000-04	108	1,195	590
10.	Elisabeth Lukschu	1977-81	119	999	586

FIELD GOALS ATTEMPTED

	Player	Seasons	G	FGM	FGA
1.	Valerie Still	1979-83	123	1,118	1,931
2.	Rhyne Howard	2019-22	114	790	1,794
3.	A'dia Mathies	2010-13	140	712	1,687
4.	Victoria Dunlap	2008-11	133	696	1,473
5.	Maci Morris	2016-19	129	598	1,452
6.	Makayla Epps	2013-17	133	668	1,449
7.	Leslie Nichols	1982-86	111	757	1,448
8.	Sam Mahoney	2005-08	132	560	1,436
9.	Sara Potts	2001-05	117	552	1,389
10.	Stacey Reed	1991-95	114	512	1,318

FIELD GOAL PERCENTAGE (MIN. 400 ATTEMPTS)

	Player	Seasons	FGM	FGA	Pct
1.	Liz Lukschu	1977-81	586	999	.587
2.	Valerie Still	1979-83	1,118	1,931	.578
3.	Debbie Miller	1983-87	396	699	.560
4.	Evelyn Akhator	2015-17	356	658	.541
5.	Sarah Elliott	2005-08	657	1,221	.538
6.	Leslie Nichols	1982-86	757	1,448	.523
7.	Ajae Petty	2023-24	250	483	.518
8.	J. Humphrey	2003-07	365	714	.511
9.	Karen Mosley	1982-86	470	909	.510
10.	Lisa Collins	1980-84	415	815	.509

SEASON LEADERS

FIELD GOALS MADE

	Player	Season	G	FGA	FGM
1.	Valerie Still	1981-82	32	565	329
2.	Valerie Still	1982-83	28	456	273
3.	Valerie Still	1980-81	30	447	260
4.	Valerie Still	1979-80	29	463	256
5.	Victoria Dunlap	2009-10	35	459	228
6.	Gerogia Amoore	2024-25	31	522	221
	Makayla Epps	2016-17	33	481	221
8.	Rhyne Howard	2021-22	31	488	215
9.	Rhyne Howard	2019-20	27	490	212
10.	Leslie Nichols	1984-85	27	423	211

BY A FRESHMAN:
256 Valerie Still (463 atts.) 1979-80

BY A SOPHOMORE:
260 Valerie Still (447 atts.) 1980-81

BY A JUNIOR:
329 Valerie Still (565 atts.) 1981-82

BY A SENIOR:
273 Valerie Still (456 atts.) 1982-83

FIELD GOALS ATTEMPTED

	Player	Season	G	FGM	FGA
1.	Valerie Still	1981-82	32	329	565
2.	Georgia Amoore	2024-25	31	221	522
3.	Rhyne Howard	2019-20	27	212	490
4.	Rhyne Howard	2021-22	31	215	488
5.	Makayla Epps	2016-17	33	221	481
6.	Valerie Still	1979-80	29	256	463
7.	Victoria Dunlap	2009-10	35	228	459
8.	Valerie Still	1982-83	28	273	456
9.	Victoria Dunlap	2010-11	33	206	450
10.	Valerie Still	1980-81	30	260	447

BY A FRESHMAN:
463 Valerie Still (made 256) 1979-80

BY A SOPHOMORE:
490 Rhyne Howard (made 212) 2019-20

BY A JUNIOR:
565 Valerie Still (made 329) 1981-82

BY A SENIOR:
522 Georgia Amoore (made 221) 2024-25

FIELD GOAL PERCENTAGE (MIN. 150 ATTEMPTS)

	Player	Season	FGM	FGA	Pct
1.	Liz Lukschu	1979-80	169	275	61.7
2.	Debbie Miller	1985-86	138	229	60.3
3.	Liz Lukschu	1980-81	161	268	60.0
4.	Valerie Still	1982-83	273	456	59.9
5.	V. Foster-Sutton	1989-90	143	243	58.8
6.	Debbie Miller	1986-87	161	275	58.5
7.	Valerie Still	1981-82	329	565	58.2
8.	Valerie Still	1980-81	260	447	58.1
9.	Jaye Barnes	1998-99	115	202	56.9
10.	Evelyn Akhator	2016-17	200	352	56.8

BY A FRESHMAN:
55.8 Sarah Elliott (149-of-267) 2004-05

BY A SOPHOMORE:
58.1 Valerie Still (260-of-447) 1980-81

BY A JUNIOR:
61.7 Liz Lukschu (169-of-275) 1979-80

BY A SENIOR:
60.0 Liz Lukschu (161-of-268) 1980-81

GAME LEADERS

FIELD GOALS MADE

	Player, Opponent (Date)	FGM
1.	Makayla Epps vs. Mississippi State (2/12/15)	18
	Valerie Still @ Florida (2/20/82)	18
3.	Valerie Still @ Rutgers (2/16/83)	16
	Valerie Still vs. Seton Hall (12/5/81)	16
	Valerie Still @ Georgia (2/6/82)	16
	Valerie Still @ Murray State (12/10/80)	16
7.	Georgia Amoore @ Oklahoma (2/2/25)	15
	Jocelyn Mills vs. Florida (2/28/93)	15
	Lisa Collins vs. Vanderbilt (2/20/84)	15
	Lea Wise vs. Illinois (3/14/82)	15
	Valerie Still vs. Indiana State (1/17/81)	15
	Valerie Still vs. Indiana (12/15/79)	15

FIELD GOALS ATTEMPTED

	Player, Opponent (Date)	FGA
1.	Jennifer O'Neill vs. Baylor (12/6/13)	31
2.	Makayla Epps vs. Mississippi State (2/12/15)	30
3.	Pam Browning @ Central Missouri (12/18/76)	29
4.	Stacey Reed @ Florida (1/4/94)	28
	Stacey Reed @ Ohio State (12/4/94)	28
6.	Georgia Amoore vs. Oklahoma (3/7/25)	27
	Rhyne Howard vs. Tennessee (1/5/2020)	27
	Valerie Still vs. Rutgers (1/12/80)	27
9.	Rhyne Howard vs. Miss. State (3/7/2020)	26
	Rhyne Howard vs. Ole Miss (2/4/2021)	26
	Maci Morris vs. California (12/21/17)	26
	Makayla Epps vs. South Carolina (3/4/17)	26
	Stacey Reed vs. Mississippi State (1/16/94)	26
	Jodie Whitaker vs. Tennessee (3/5/88)	26

FG PERCENTAGE (MIN. 10 ATTEMPTS)

	Player, Opponent (Date)	Pct
1.	Clara Strack vs. Tennessee (2/27/25)	100.0 [11-11]
2.	Lisa Collins vs. LSU (3/3/84)	100.0 [10-10]
3.	Lea Wise vs. Illinois (3/14/82)	.938 [15-16]
4.	Jaida Roper vs. Winthrop (12/11/2019)	.923 [12-13]
5.	Sandy Harding vs. Alabama (2/7/87)	.909 [10-11]
6.	Jennifer Humphrey vs. Miss. St. (1/25/07)	.900 [9-10]
	Sarah Elliott vs. Nicholls State (12/21/04)	.900 [9-10]
	Rita Adams vs. Sam Houston St. (11/23/01)	.900 [9-10]
	Karri Koach @ Miss. St. (1/15/95)	.900 [9-10]
	Josh Mills vs. Morehead State (2/20/90)	.900 [9-10]

FIELD GOALS

YEAR-BY-YEAR FIELD GOAL PERCENTAGE LEADERS (MIN. 100 MADE)

Year	Name	Class	Pos.	FG	FGA	Pct.
1977-78	Liz Lukschu	Fr.	C	100	182	.550
1978-79	Liz Lukschu	So.	C	156	275	.567
1979-80	Liz Lukschu	Jr.	C	169	274	.617
1980-81	Liz Lukschu	Sr.	C	161	268	.600
1981-82	Valerie Still	Jr.	F/C	329	565	.582
1982-83	Valerie Still	Sr.	F/C	273	456	.599
1983-84	Leslie Nichols	So.	F	208	379	.549
1984-85	Leslie Nichols	Jr.	F	211	423	.499
1985-86	Debbie Miller	So.	C	138	229	.603
1986-87	Debbie Miller	Jr.	C	161	275	.583
1987-88	Belitta Croley	Jr.	F	166	322	.516
1988-89	Pam Shrum	Sr.	F/C	105	208	.505
1989-90	V. Foster-Sutton	Sr.	C	143	243	.588
1990-91	Jocelyn Mills	So.	C	136	279	.487
1991-92	Stacy McIntyre	Sr.	F	162	337	.481
1992-93	Joceyln Mills	Sr.	C	174	344	.506
1993-94	Tedra Eberhart	Sr.	G/F	168	637	.458
1994-95	Stacey Reed	Sr.	G	149	377	.395
1995-96	Kim Denkins	So.	C	159	310	.513
1996-97	Tiffany Wait	So.	G	118	271	.435
1997-98	Jaye Barnes	Jr.	F	160	287	.557
1998-99	Jaye Barnes	Sr.	F	115	202	.569
1999-2000	Laura Meadows	Jr.	F	140	271	.517
2000-01	LaTonya McDole	Jr.	F	140	292	.479
2001-02	SeSe Helm	So.	C	198	388	.510
2002-03	SeSe Helm	Jr.	C	122	251	.486
2003-04	SeSe Helm	Sr.	C	155	310	.500
2004-05	Sarah Elliott	Fr.	C	149	267	.558
2005-06	Sarah Elliott	So.	C	149	273	.546
2006-07	Sarah Elliott	Jr.	C	208	372	.559
2007-08	Sarah Elliott	Sr.	C	151	309	.538
2008-09	Victoria Dunlap	So.	F	162	336	.482
2009-10	Victoria Dunlap	Jr.	F	228	459	.497
2010-11	Victoria Dunlap	Sr.	F	206	450	.417
2011-12	Samarie Walker	So.	F	88	182	.484
2012-13	Samarie Walker	Jr.	F	122	233	.524
2013-14	DeNesha Stallworth	Sr.	F	151	288	.524
2014-15	Makayla Epps	So.	G	184	414	.444
2015-16	Evelyn Akhator	Jr.	F	156	306	.510
2016-17	Evelyn Akhator	Sr.	F	200	352	.568
2017-18	Maci Morris	Jr.	G	198	409	.484
2018-19	Taylor Murray	Sr.	G	145	304	.446
2019-20	Rhyne Howard	So.	G	212	490	.433
2020-21	Chasity Patterson	Sr.	G	128	273	.469
2021-22	Dre'una Edwards	Jr.	F	183	351	.521
2022-23	Jada Walker	So.	G	149	358	.416
2023-24	Ajae Petty	Sr.	F	179	353	.507
2024-25	Teonni Key	Jr.	F	138	274	.504
2025-26	Jordan Obi	Gr.	G	131	253	.518

THREE-POINT FIELD GOALS

TEAM RECORDS

3-POINT FIELD GOALS MADE

Game: 18 vs. Mississippi State (1/2/25) [18-of-33]
Half: 11 vs. Detroit (12/1/93) [11-of-19]; 11 vs. Winthrop (12/11/2019) [11-of-16]
1st Period: 8 vs. Winthrop (12/11/19)
2nd Period: 6 vs. Missouri (1/5/17); **6 vs. Wright State (12/19/26)**
3rd Period: 6 vs. Georgia (1/24/26)
4th Period: 5, 7x, last vs. S. Carolina (3/6/26)
Season: 252, 2019-20 [252-of-694 in 30 games]
Both Teams in Game: 25, 2x, last Kentucky [13-of-28] - Arkansas [12-of-29], 2/9/20

3-POINT FIELD GOALS ATTEMPTED

Season: 905 (2025-26) [299-of-905 in 36 games]
Game: 40 vs. USC Upstate (11/12/25) [14-of-40]

3-POINT FIELD GOAL PERCENTAGE

Season: .380 (2002-03) [158-of-416 in 27 games]
Game (min. 8 made): 78.6 vs. Miami (Ohio) (12/21/02) [11-of-14]

INDIVIDUAL RECORDS

3-POINT FIELD GOALS MADE

Half: 6, 2x, Georgia Amoore vs. Belmont (12/20/24) [6-of-8]; Rhyne Howard vs. Auburn (2/27/22) [6-of-9]
Career: 284, Rhyne Howard (2019-22) [284-of-744]
Season: 99, Amelia Hassett (2025-26) [99-of-274]
Game: 8, Rhyne Howard vs. Auburn (2/27/22) [8-of-13]

3-POINT FIELD GOALS ATTEMPTED

Career: 744, Rhyne Howard (2019-22) [284-of-744]
Season: 274, Amelia Hassett (2025-26) [99-of-274]
Game: 17, Shaunda Roberts vs. South Carolina (1/24/96) [5-of-17]

3-POINT FIELD GOAL PERCENTAGE

Career (min. 200 att.): .411, Maci Morris (2016-19) [252-of-613]
Season (min. 100 att.): .475, Maci Morris (2017-18) [75-of-158]
Game (min. 10 att.): .636, Rhyne Howard vs. Southern U (11/11/18)[7-of-11]; .636, Rhyne Howard @ Alabama (1/9/2020) [7-of-11]

CAREER LEADERS

3-POINT FIELD GOALS MADE

	Player	Seasons	Pct	3FGA	3FG
1.	Rhyne Howard	2019-22	.382	744	284
2.	Sara Potts	2001-05	.377	719	271
3.	Maci Morris	2016-19	.411	613	252
4.	Jennifer O'Neill	2011-15	.349	564	197
	A'dia Mathies	2010-13	.368	481	177
6.	Keyla Snowden	2010-12	.369	477	176
7.	Stacey Reed	1991-95	.320	548	175
8.	Jenny Pfeiffer	2003-07	.347	467	162
9.	Tiffany Wait	1995-2000	.361	319	115
10.	Sam Mahoney	2005-08	.318	355	113

3-POINT FIELD GOALS ATTEMPTED

	Player	Seasons	Pct	3FG	3FGA
1.	Rhyne Howard	2019-22	.382	284	744
2.	Sara Potts	2001-05	.377	271	719
3.	Maci Morris	2016-19	.411	252	613
4.	Jennifer O'Neill	2011-14	.349	197	564
5.	Stacey Reed	1991-95	.320	176	548
6.	A'dia Mathies	2010-13	.368	177	481
7.	Keyla Snowden	2010-12	.369	176	477
8.	Jenny Pfeiffer	2003-07	.347	162	467
9.	Carly Morrow	2008-11	.273	108	395
10.	Christina Jansen	1992-96	.252	98	388

3-POINT FG% (MIN. 200 ATTEMPTS)

	Player	Seasons	3FG	3FGA	Pct
1.	Maci Morris	2016-19	252	613	41.1
2.	Kristi Cushenberry	1988-92	110	277	39.7
3.	Rhyne Howard	2019-22	284	744	38.2
4.	Sara Potts	2001-05	271	719	37.7
5.	Keyla Snowden	2010-12	176	477	36.9
6.	Jodie Whitaker	1985-89	80	217	36.8
	A'dia Mathies	2010-13	177	481	36.8
8.	**Asia Boone**	**2025-Pres.**	**96**	**263**	**36.5**
9.	Shaunda Roberts	1994-96	103	284	36.2
10.	Tiffany Wait	1995-00	115	319	36.1
11.	Mia Daniel	1989-93	90	253	35.5

SEASON LEADERS

3-POINT FIELD GOALS MADE

	Player	Year	Pct	3FGA	3FG
1.	**Amelia Hassett**	**2025-26**	**.361**	**274**	**99**
2.	**Asia Boone**	**2025-26**	**.365**	**263**	**96**
3.	Rhyne Howard	2019-20	.382	220	84
4.	Sara Potts	2004-05	.363	223	81
5.	Georgia Amoore	2024-25	.336	232	78
6.	Maci Morris	2018-19	.452	166	75
	Maci Morris	2017-18	.475	158	75
8.	Rhyne Howard	2018-19	.387	191	74
	Sara Potts	2002-03	.454	163	74
10.	A'dia Mathies	2012-13	.422	173	73

BY A FRESHMAN:
74 Rhyne Howard (191 atts.). 2018-19

BY A SOPHOMORE:
84 Rhyne Howard (220 atts.). 2019-20

BY A JUNIOR:
96 Asia Boone (263 atts.) 2025-26

BY A SENIOR:
99 Amelia Hassett (274 atts.) 2025-26

3-POINT FIELD GOALS ATTEMPTED

	Player	Year	Pct	3FG	3FGA
1.	**Amelia Hassett**	**2025-26**	**.361**	**99**	**274**
2.	**Asia Boone**	**2025-26**	**.365**	**96**	**263**
3.	Georgia Amoore	2024-25	.423	78	232
4.	Sara Potts	2004-05	.363	81	223
5.	Rhyne Howard	2019-20	.382	84	220
6.	Rhyne Howard	2018-19	.387	74	191
7.	Jennifer O'Neill	2012-13	.356	67	188
8.	Rhyne Howard	2021-22	.383	70	183
9.	Saniah Tyler	2023-24	.345	61	177
10.	Jenny Pfeiffer	2006-07	.324	57	176

3-POINT FG% (MIN. 100 ATTEMPTS)

	Player	Year	3FG	3FGA	Pct
1.	Maci Moris	2017-18	75	158	47.5
2.	Sara Potts	2002-03	74	163	45.4
3.	Maci Morris	2018-19	75	166	45.2
4.	A'dia Mathies	2012-13	73	173	42.2
5.	Tiffany Wait	1998-99	46	110	41.8
6.	Carly Ormerod	2005-06	49	118	41.5
7.	Maci Morris	2015-16	49	125	39.2
8.	Dazia Lawrence	2024-25	67	172	39.0
9.	Janee Thompson	2015-16	56	144	38.9
10.	Rhyne Howard	2018-19	74	191	38.7
	Stacey Reed	1992-93	65	168	38.7

BY A FRESHMAN:
41.5 Carly Ormerod (49-118). 2005-06

BY A SOPHOMORE:
45.4 Sara Potts (74-163). 2002-03

BY A JUNIOR:
47.5 Maci Morris (75-158) 2017-18

BY A SENIOR:
45.2 Maci Morris (75-166) 2018-19

GAME LEADERS

3-POINT FIELD GOALS MADE

	Player	Opp (Date)	3FGA	3FG
1.	Rhyne Howard	vs. Auburn (2/27/22)	13	8
2.	Georgia Amoore	@ Oklahoma (2/2/25)	12	7
	Georgia Amoore	vs. Miss. State (1/2/25)	10	7
	Georgia Amoore	vs. Belmont (12/20/24)	13	7
	Dazia Lawrence	vs. Miss. State (1/2/25)	11	7
	Rhyne Howard	vs. Southern U (11/11/18)	11	7
	Rhyne Howard	@ Alabama (1/9/20)	11	7
	Rhyne Howard	vs. Tennessee (1/5/20)	13	7
	Sara Potts	vs. High Point (1/6/04)	12	7
	Sara Potts	vs. Chattanooga (3/20/05)	14	7

3-POINT FIELD GOALS ATTEMPTED

	Player	Opp (Date)	3FG	3FGA
1.	Shaunda Roberts	vs. So. Carolina (1/24/96)	5	17
2.	**Asia Boone**	**at Miss. State (1/18/26)**	**3**	**16**
3.	Georgia Amoore	vs. LSU (2/23/25)	3	15
	Jennifer O'Neill	vs. Central Mich. (11/22/14)	5	15
5.	**Amelia Hassett**	**at Belmont (12/14/25)**	**5**	**14**
	Sara Potts	vs. Chattanooga (3/20/05)	7	14
	Rhyne Howard	@ LSU (1/19/2020)	4	14
7.	Georgia Amoore	vs. Belmont (12/20/24)	7	13
	Rhyne Howard	vs. Auburn (2/27/22)	8	13
	Rhyne Howard	vs. Tennessee (1/5/20)	7	13
	Rhyne Howard	vs. Grambling (11/2/2019)	4	13
	Rhyne Howard	vs. Ole Miss (01/13/19)	5	13
	Jennifer O'Neill	vs. Texas A&M (3/10/13)	2	13
	Shaunda Roberts	vs. Marshall (2/8/96)	3	13
	Shaunda Roberts	vs. Auburn (3/1/96)	4	13
	Stacey Reed	vs. WKU (12/10/93)	5	13
	Jenny Pfeiffer	vs. Oakland (3/15/07)	5	13
	Keyla Snowden	vs. LSU (3/3/12)	5	13
	Saniah Tyler	vs. Austin Peay (11/14/23)	3	13

CONSECUTIVE GAMES W/ 3FG

Career: 25, Keyla Snowden (Feb. 18, 2010-Jan. 23, 2011)
Season: 18, Maci Morris (2018-19)

THREE-POINT FIELD GOALS

YEAR-BY-YEAR THREE-POINT PCT. LEADERS (MIN. 20 MADE)

Year	Name	Class	Pos.	3FG	3FGA	Pct.
1987-88	Jodie Whitaker	Jr.	G	48	126	38.1
1988-89	Ruth Mountain	Jr.	G/F	22	59	37.3
1989-90	Kristi Cushenberry	So.	G	22	51	43.1
1990-91	Mia Daniel	So.	F	20	50	40.0
1991-92	Mia Daniel	Jr.	F	28	75	37.3
1992-93	Stacey Reed	So.	G	65	168	38.7
1993-94	Tedra Eberhart	Sr.	G/F	38	101	37.6
1994-95	Chrissy Roberts	So.	G	47	130	36.2
1995-96	Shaunda Roberts	So.	F	64	174	36.8
1996-97	Patrice Boyd	Fr.	F	20	50	40.0
1997-98	Laura Meadows	Fr.	G/F	43	129	33.3
1998-99	Tiffany Wait	Jr.	G	46	110	41.8
1999-2000	Natalie Martinez	Sr.	G	28	67	41.8
2000-01	Dasieka Hawthorne	Fr.	G	20	71	28.2
2001-02	Sara Potts	Fr.	G	50	147	34.0
2002-03	Sara Potts	So.	G	74	163	45.4
2003-04	Jenny Pfeiffer	So.	G	29	78	37.2
2004-05	Sara Potts	Sr.	G/F	81	223	36.3
2005-06	Carly Ormerod	Fr.	G	49	118	41.5
2006-07	Jenny Pfeiffer	Sr.	G	57	176	32.4
2007-08	Sam Mahoney	Sr.	G	40	113	35.4
2008-09	Carly Morrow	So.	G	48	163	29.4
2009-10	Keyla Snowden	So.	G	51	132	38.6
2010-11	Keyla Snowden	Jr.	G	65	171	38.0
2011-12	A'dia Mathies	Jr.	G	51	135	37.8
2012-13	A'dia Mathies	Sr.	G	73	173	42.2
2013-14	Jennifer O'Neill	Jr.	G	55	151	36.4
2014-15	Jennifer O'Neill	Sr.	G	54	167	32.3
2015-16	Maci Morris	Fr.	G	49	125	39.2
2016-17	Makayla Epps	Sr.	G	39	110	35.5
2017-18	Maci Morris	Jr.	G	75	158	47.5
2018-19	Maci Morris	Sr.	G	75	166	45.2
2019-20	KeKe McKinney	Jr.	F	23	55	41.8
2020-21	Rhyne Howard	Jr.	G	56	150	37.3
2021-22	Rhyne Howard	Sr.	G	70	183	38.3
2022-23	Maddie Scherr	Jr.	G	37	110	33.6
2023-24	Saniah Tyler	So.	G	61	177	34.5
2024-25	Dazia Lawrence	Gr.	G	67	172	39.0
2025-26	Asia Boone	Jr.	G	96	263	36.5

FREE THROWS

TEAM RECORDS

FREE THROWS MADE

Season: 631 (2009-10)
Game: 49 vs. Baylor 4OT (12/6/13)

FREE THROWS ATTEMPTED

Season: 903 (2014-15)
Game: 66 vs. Baylor 4OT (12/6/13)

FREE THROW PERCENTAGE

Season: .78.8 (1983-84) [328-of-416]
Game (min. 10 att.): 1.000, 2x, @ Purdue (12/14/24) [12-of-12]; vs. Missouri (1/13/13) [12-of-12])

FEWEST FREE THROW ATTEMPTED

Game: 1 @ Vanderbilt (1/19/03); vs. Drake (3/12/86)

INDIVIDUAL RECORDS

FREE THROWS MADE

Career: 527, Valerie Still (1979-83)
Season: 196, Pam Browning (1976-77)
Game: 15, Bernisha Pinkett vs. Vanderbilt (1/23/11)

FREE THROWS ATTEMPTED

Career: 748, Valerie Still (1979-83)
Season: 263, Pam Browning (1976-77)
Game: 19, Jennifer O'Neill vs. Baylor (12/6/13)

FREE THROW PERCENTAGE

Career (min. 200 att.): .861, Jenny Pfeiffer (2003-07) [247-of-287]
Season (min. 75 att.): .920, Maddie Scherr (2022-23) [80-87]
Game (min. 10 att.): 1.000, Stacy McIntyre vs. Houston (11/30/91) [14-of-14]

CAREER LEADERS

FREE THROWS MADE

	Player	Seasons	G	PCT.	FTA	FTM
1.	Valerie Still	1979-83	119	.704	748	527
2.	Victoria Dunlap	2008-11	133	.623	714	445
3.	Rhyne Howard	2019-22	114	.772	552	426
4.	A'dia Mathies	2010-13	140	.700	590	413
5.	Bria Goss	2012-15	134	.819	486	398
6.	Tiffany Wait	1996-00	122	.792	500	396
7.	Sam Mahoney	2005-08	132	.675	545	368
8.	Makayla Epps	2013-17	133	.719	491	353
9.	Taylor Murray	2016-19	127	.833	400	333
10.	Kristi Cushenberry	1989-92	118	.780	407	318

FREE THROWS ATTEMPTED

	Player	Seasons	G	PCT.	FTM	FTA
1.	Valerie Still	1979-83	119	.861	527	748
2.	Victoria Dunlap	2008-11	133	.623	445	714
3.	A'dia Mathies	2010-13	140	.700	413	590
4.	Rhyne Howard	2019-22	114	.772	426	552
5.	Sam Mahoney	2005-08	132	.675	368	545
6.	Tiffany Wait	1996-00	122	.792	396	500
7.	Bria Goss	2012-15	134	.819	398	486
8.	Liz Lukschu	1978-81	119	.687	316	460
9.	Stacy McIntyre	1989-92	116	.710	296	416
10.	Kristi Cushenberry	1989-92	118	.780	318	407

FT% (MIN. 200 ATTEMPTED)

	Player	Seasons	G	FTM	FTA	PCT.
1.	Jenny Pfeiffer	2003-07	119	247	287	.861
2.	Maci Morris	2016-19	129	244	285	.856
3.	Taylor Murray	2016-19	127	333	400	.833
4.	Amani Franklin	2007-10	127	192	233	.824
5.	Bria Goss	2012-15	134	398	486	.819
6.	Jodie Whitaker	1986-89	111	211	259	.810
7.	Tiffany Wait	1996-00	122	396	500	.792
8.	Debbie Miller	1984-87	109	300	239	.790
9.	Selia Helm	2001-04	108	291	369	.789
10.	Sara Potts	2002-05	117	188	240	.783

SEASON LEADERS

FREE THROWS MADE

	Player	Season	G	FTA	FTM
1.	Pam Browning	1976-77	26	263	196
2.	Victoria Dunlap	2009-10	35	254	175
3.	Valerie Still	1982-83	28	212	154
4.	Valerie Still	1981-82	32	199	136
5.	Valerie Still	1979-80	29	183	129
6.	Stacy McIntyre	1991-92	30	124	160
7.	Victoria Dunlap	2010-11	33	206	145
8.	Rhyne Howard	2021-22	31	167	135
9.	Bria Goss	2013-14	35	141	127
10.	Evelyn Akhator	2016-17	33	183	126

FREE THROWS ATTEMPTED

	Player	Season	G	FTM	FTA
1.	Pam Browning	1976-77	26	196	263
2.	Victoria Dunlap	2009-10	25	175	254
3.	Valerie Still	1982-83	28	154	212
4.	Victoria Dunlap	2010-11	33	145	206
5.	Valerie Still	1981-82	32	136	199
6.	Ajae Petty	2023-24	32	95	192
7.	Evelyn Akhator	2016-17	33	126	183
	Valerie Still	1979-80	29	129	183
9.	A'dia Mathies	2010-11	34	121	178
10.	**Tonie Morgan**	**2025-26**	**36**	**122**	**167**
	Rhyne Howard	2021-22	31	135	167

FT% (MIN. 50 ATTEMPTED)

	Player	Season	FTM	FTA	Pct
1.	Maddie Scherr	2022-23	80	87	.920
2.	Bria Goss	2013-14	127	141	.901
3.	Jenny Pfeiffer	2005-06	94	106	.887
4.	Amani Franklin	2008-09	69	78	.885
5.	Maci Morris	2016-17	74	84	.881
6.	Sara Potts	2004-05	49	58	.865
7.	Jenny Pfeiffer	2006-07	69	80	.863
8.	SeSe Helm	2001-02	62	72	.861
9.	Keyla Snowden	2011-12	63	54	.857
10.	Jenny Pfeiffer	2003-04	51	60	.850
	Kristi Cushenberry	1988-89	85	100	.850

GAME LEADERS

FREE THROWS MADE

	Player, Opponent (Date)	FTM
1.	Bernisha Pinkett vs. Vanderbilt (1/23/11	15
2.	Stacy McIntyre vs. Houston (11/30/92)	14
	Valerie Still vs. Charleston (12/19/82)	14
4.	Jennifer O'Neill vs. Baylor (12/6/13)	13
	Pam Browning vs. Eastern Kentucky (1976-77)	13
	Tiffany Wait @ Miami (12/20/97)	13
	Erica Jackson @ Ohio State (11/19/98)	13
	Tiffany Wait vs. Georgia (2/7/99)	13
	Lydia Watkins @ South Alabama (12/30/07)	13
	Victoria Dunlap vs. Butler (11/15/09)	13
	Robyn Benton @ South Carolina (02/02/23)	13

FREE THROWS ATTEMPTED

	Player, Opponent (Date)	FTA
1.	Jennifer O'Neill vs. Baylor (12/6/13)	19
2.	Erica Jackson @ Ohio State (11/19/98)	18
	Bernisha Pinkett vs. Vanderbilt (1/23/11)	18
	Victoria Dunlap @ Arkansas (1/6/11)	18
5.	Liz Lukschu vs. Morehead (1/22/80)	17
	Karen Mosely vs. Auburn (2/2/86)	17
	Victoria Dunlap vs. MTSU (12/28/09)	17
	A'dia Mathies vs. Liberty (3/20/10)	17
9.	Pam Browning vs. Mt. St. Joseph (2/21/77)	16
	Valerie Still vs. Charleston (12/19/82)	16
	Debbie Miller vs. Tennessee (1/24/86)	16

FT% (MIN. 10 ATTEMPTED)

	Player, Opponent (Date)	Pct
1.	Stacey McIntyre vs. Houston (11/30/92) [14-of-14]	100.0
2.	Lydia Watkins vs. South Alabama (12/30/07) [13-of-13]	100.0
3.	Makayla Epps vs. Ole Miss (1/21/16) [12-of-12]	100.0
	Bria Goss vs. Grambling State (12/29/13) [12-of-12]	100.0
5.	Jaida Roper vs. Georgia (2/27/2020) [11-of-11]	100.0
	Jenny Pfeiffer vs. Xavier (12/10/03) [11-of-11]	100.0
7.	Bria Goss vs. Missouri (1/12/14) [10-of-10]	100.0
	Jennifer O'Neill @ DePaul (12/12/13) [10-of-10]	100.0
	Kristi Cushenberry vs. Ole Miss (2/23/92) [10-of-10]	100.0
	Bebe Croley vs. Vanderbilt (3/4/88) [10-of-10]	100.0
	Patty Jo Hedges vs. Cincinnati (11/27/82) [10-of-10]	100.0
	Tiffany Wait vs. LSU (2/26/99) [10-of-10]	100.0
	Taylor Murray vs. Missouri (1/30/17) [10-of-10]	100.0
	Robyn Benton @ Florida (01/15/23) [10-of-10]	100.0

CONSECUTIVE FT MADE

	Player (Seasons)	FT
1.	Maddie Scherr (over nine games) 2022-23	39
2.	Bria Goss (over nine games) 2014-15	31
3.	Alexis Jennings (over 11 games) 2015-16	27
	Jenny Pfeiffer (over nine games) 2005-06	27
5.	Jaida Roper (over five games) 2019-20	26
	Taylor Murray (over 11 games) 2018-19	26
	Debbie Miller (over seven games)1986-87	26
	Jenny Pfeiffer (over five games) 2005-06	26
9.	Diane Stephens (over 14 games) 1982-83	23
10.	Sara Potts (over 15 games) 2004-05	22
	Jenny Pfeiffer (over 11 games) 2006-07	22

FREE THROWS

YEAR-BY-YEAR FREE THROW LEADERS (MIN. 50 ATT)

Year	Name	Class	Pos.	FT	FTA	Pct.
1977-78	Linda Edelman	So.	G	38	50	.760
1978-79	Liz Lukschu	So.	C	88	122	.721
1979-80	Patty Jo Hedges	Fr.	G	40	53	.755
1980-81	Lea Wise	So.	G	39	51	.764
1981-82	Lea Wise	Jr.	G	46	63	.730
1982-83	Lea Wise	Sr.	G	62	77	.805
1983-84	Jody Runge	Sr.	C	42	50	.840
1984-85	Sandy Harding	So.	G	60	74	.811
1985-86	Leslie Nichols	Sr.	F	70	87	.804
1986-87	Sandy Harding	Sr.	G	49	67	.802
1987-88	Jodie Whitaker	Jr.	G	80	92	.870
1988-89	Kristi Cushenberry	Fr.	G/F	85	100	.850
1989-90	Kristi Cushenberry	So.	G/F	66	91	.725
1990-91	Karen Killen	Fr.	G	40	51	.784
1991-92	Stacy McIntyre	Sr.	F	124	160	.775
1992-93	Stacey Reed	So.	G	45	56	.804
1993-94	Tedra Eberhart	Sr.	G/F	86	113	.761
1994-95	Stacey Reed	Sr.	G	52	69	.754
1995-96	Shaunda Roberts	So.	F	101	125	.808
1996-97	Shaunda Roberts	Jr.	F	48	59	.814
1997-98	Tiffany Wait	So.	G/F	98	119	.824
1998-99	Tiffany Wait	Jr.	G/F	121	149	.812
1999-2000	Tiffany Wait	Sr.	G/F	79	90	.778
2000-01	SeSe Helm	So.	C	62	72	.861
2001-02	SeSe Helm	Jr.	C	92	115	.800
2002-03	Rita Adams	Sr.	G	55	73	.753
2003-04	Jenny Pfeiffer	So.	G	51	60	.850
2004-05	Sara Potts	Sr.	G/F	77	89	.865
2005-06	Jenny Pfeiffer	Jr.	G	94	106	.887
2006-07	Jenny Pfeiffer	Sr.	G	69	80	.863
2007-08	Amani Franklin	So.	G	56	69	.812
2008-09	Amani Franklin	Jr.	G	69	78	.885
2009-10	Amber Smith	Jr.	PG	115	142	.810
2010-11	Bernisha Pinkett	Fr.	G	63	81	.768
2011-12	Keyla Snowden	Sr.	G	54	63	.857
2012-13	Bria Goss	So.	G	86	102	.843
2013-14	Bria Goss	Jr.	G	127	141	.901
2014-15	Bria Goss	Sr.	G	87	109	.798
2015-16	Makayla Epps	Jr.	G	106	146	.726
2016-17	Maci Morris	So.	G	74	84	.881
2017-18	Maci Morris	Jr.	G	66	78	.846
2018-19	Maci Morris	Sr.	G	74	88	.841
2019-20	Rhyne Howard	So.	G	125	158	.791
2020-21	Chasity Patterson	Sr.	G	44	56	.786
2021-22	Rhyne Howard	Sr.	G	135	167	.808
2022-23	Maddie Scherr	Jr.	G	80	87	.920
2023-24	Maddie Scherr	Sr.	G	80	89	.816
2024-25	Georgia Amoore	Gr.	G	87	104	.837
2025-26	Asia Boone	Jr.	G	96	263	.365

REBOUNDING

TEAM RECORDS

REBOUNDS

Season: 1,513 (2013-14) [35 games]
Game: 67 vs. Wright State (3/22/14) & vs. Morehead State (11/18/15)

By The Opponent: 1,392 (2014-15) [34 games]

REBOUNDING AVERAGE

Season: 48.7 (1979-80) [1,413 in 29 games]

By An Opponent: 40.9 (2014-05) [1,392 in 34 games]

REBOUNDING MARGIN

Season: +16.5 (1979-80)

INDIVIDUAL RECORDS

REBOUNDS

Career: 1,525, Valerie Still (1979-83)
Season: 457, Valerie Still (1981-82)
Game: 27, Valerie Still vs. National College (2/9/82)

REBOUNDING AVERAGE

Career: 12.8, Valerie Still (1979-83) [1,525 in 119 games]
Season: 16.8, Pam Browning (1974-75) [419 in 25 games]

CAREER LEADERS

REBOUNDS

	Player	Seasons	G	Avg	Reb
1.	Valerie Still	1979-83	119	12.8	1,525
2.	Victoria Dunlap	2008-11	133	8.3	1,099
3.	J. Humphrey	2003-07	129	7.5	964
4.	Leslie Nichols	1982-86	111	7.9	877
5.	Sarah Elliott	2005-08	132	6.1	800
6.	Rhyne Howard	2019-22	114	6.9	789
7.	Debra Oden	1976-80	109	7.2	785
8.	Samarie Walker	2012-14	96	8.1	777
9.	Kim Denkins	1994-98	107	7.1	762
10.	Liz Lukschu	1977-81	119	6.1	722

REBOUNDING AVERAGE (MIN 50. GAMES)

	Player	Seasons	G	Reb	Avg
1.	Valerie Still	1979-83	119	1,525	12.8
2.	Evelyn Akhator	2015-17	66	664	10.1
3.	**Clara Strack**	**2025-Pres.**	**67**	**665**	**9.9**
4.	Victoria Dunlap	2008-11	133	1,099	8.3
5.	Samarie Walker	2012-14	96	777	8.1
6.	**Teonni Key**	**2025-26**	**59**	**466**	**7.9**
	Leslie Nichols	1982-86	111	877	7.9
8.	Ajae Petty	2023-24	61	476	7.8
9.	J. Humphrey	2003-07	129	964	7.5
10.	Debra Oden	1976-80	109	785	7.2
11.	Kim Denkins	1994-98	107	762	7.1

SEASON LEADERS

REBOUNDS

	Player	Season	G	Avg	Reb
1.	Valerie Still	1981-82	32	14.3	457
2.	Valerie Still	1979-80	29	13.9	403
3.	Debra Oden	1977-78	35	10.6	371
4.	**Clara Strack**	**2025-26**	**36**	**10.1**	**365**
5.	Evelyn Akhator	2016-17	33	10.8	358
6.	Jennifer Humphrey	2006-07	34	10.3	351
7.	Ajae Petty	2023-24	32	10.6	339
8.	Valerie Still	1982-83	28	12.0	336
9.	Valerie Still	1980-81	30	10.9	329
10.	Evelyn Akhator	2015-16	33	9.3	306

BY A FRESHMAN:
403 Valerie Still. 1980

BY A SOPHOMORE:
371 Debra Oden 1978

BY A JUNIOR:
457 Valerie Still. 1982

BY A SENIOR:
358 Evelyn Akhator 2017

REBOUNDING AVERAGE

	Player	Season	G	Reb	Avg
1.	Valerie Still	1981-82	32	457	14.3
2.	Valerie Still	1979-80	29	403	13.9
3.	Valerie Still	1982-83	28	336	12.0
4.	Valerie Still	1980-81	30	329	10.9
5.	Evelyn Akhator	2016-17	33	358	10.8
6.	Ajae Petty	2023-24	32	339	10.6
	Debra Oden	1977-78	35	371	10.6
8.	Jennifer Humphrey	2006-07	34	351	10.3
9.	**Clara Strack**	**2025-26**	**36**	**365**	**10.1**
10.	Clara Strack	2024-25	31	300	9.7

BY A FRESHMAN:
13.9 Valerie Still (403 in 29 games). 1980

BY A SOPHOMORE:
10.9 Valerie Still (329 in 30 games). 1981

BY A JUNIOR:
14.3 Valerie Still (457 in 32 games). 1982

BY A SENIOR:
12.0 Valerie Still (336 in 28 games). 1983

GAME LEADERS

REBOUNDS

	Player	Opponent (Date)	Reb
1.	Valerie Still	National College (2/9/82)	27
2.	Valerie Still	Rutgers (1/12/80)	26
3.	Pam Browning	UT-Martin (1/22/77)	23
	Victoria Dunlap	Louisville (12/5/10)	23
	Evelyn Akhator	Ohio State (3/19/17)	23
6.	Ajae Petty	Vanderbilt (1/11/24)	21
	Valerie Still	UT-Chattanooga (11/30/81)	21
8.	Valerie Still	Charleston (12/19/82)	20
	Debra Oden	Morehead (3/4/78)	20
	Jennifer Humphrey	Auburn (1/21/07)	20
	DeNesha Stallworth	Mississippi State (2/27/14)	20

BY A FRESHMAN:
26 Valerie Still vs. Rutgers. . . . . Jan. 12, 1980

BY A SOPHOMORE:
20 Debra Oden vs. Morehead. . . . . March 4, 1978

BY A JUNIOR:
27 Valerie Still vs. National College . . Feb. 9, 1982

BY A SENIOR:
23 Victoria Dunlap vs. Louisville . . . . Dec. 5, 2010
Evelyn Akhator vs. Ohio State . March 19, 2017

YEAR-BY-YEAR REBOUNDING LEADERS

Year	Name	Class	Pos.	Games	Rebounds	Avg.
1977-78	Debra Oden	So.	F	35	371	10.6
1978-79	Debra Oden	Jr.	F	29	225	7.8
1979-80	Valerie Still	Fr.	F/C	29	403	13.9
1980-81	Valerie Still	So.	F/C	30	329	10.9
1981-82	Valerie Still	Jr.	F/C	32	457	14.3
1982-83	Valerie Still	Sr.	F/C	28	336	12.0
1983-84	Leslie Nichols	So.	F	27	218	8.0
1984-85	Leslie Nichols	Jr.	F	27	247	9.1
1985-86	Leslie Nichols	Sr.	F	29	215	7.4
1986-87	Debbie Miller	Sr.	C	28	223	8.0
1987-88	Belitta Croley	Sr.	F	23	190	8.3
1988-89	V. Foster-Sutton	Jr.	C	28	172	6.1
1989-90	V. Foster-Sutton	Sr.	C	31	236	7.6
1990-91	Jocelyn Mills	So.	C	28	250	8.9
1991-92	Pattresa Leonard	Jr.	F/C	21	127	6.0
1992-93	Jocelyn Mills	Sr.	C	28	210	7.5
1993-94	Stacey Reed	Jr.	G	28	191	6.8
1994-95	Stacey Reed	Sr.	G	28	190	6.8
1995-96	Kim Denkins	So.	C	27	242	9.0
1996-97	Kim Denkins	Jr.	C	25	193	7.7
1997-98	Kim Denkins	Sr.	C	28	185	6.6
1998-99	Shantia Owens	Jr.	C	32	206	6.4
1999-2000	Shantia Owens	Sr.	C	29	219	7.6
2000-01	LaTonya McDole	Jr.	F	27	193	7.1
2001-02	SeSe Helm	So.	C	29	194	6.7
2002-03	SeSe Helm	Jr.	C	27	176	6.5
2003-04	SeSe Helm	Sr.	C	28	190	6.8
2004-05	Jennifer Humphrey	Jr.	F/C	34	199	6.0
2005-06	Jennifer Humphrey	Sr.	F/C	31	264	8.5
2006-07	Jennifer Humphrey	Sr.	F/C	34	351	10.3
2007-08	Victoria Dunlap	Fr.	F	33	228	6.9
2008-09	Victoria Dunlap	So.	F	32	290	9.1
2009-10	Victoria Dunlap	Jr.	F	35	293	8.4
2010-11	Victoria Dunlap	Sr.	F	33	288	8.7
2011-12	Samarie Walker	So.	F	25	179	7.2
2012-13	Samarie Walker	Jr.	F	36	293	8.1
2013-14	Samarie Walker	Sr.	C	35	305	8.7
2014-15	Linnae Harper	So.	G	34	240	7.1
2015-16	Evelyn Akhator	Jr.	F	33	306	9.3
2016-17	Evelyn Akhator	Sr.	F	33	358	10.8
2017-18	Alyssa Rice	Sr.	C	32	184	5.8
2018-19	Rhyne Howard	Fr.	G	32	212	6.6
2019-20	Rhyne Howard	So.	G	27	175	6.5
2020-21	Rhyne Howard	Jr.	G	24	174	7.3
2021-22	Rhyne Howard	Sr.	G	31	228	7.4
2022-23	Maddie Scherr	Jr.	G	42	105	5.1
2023-24	Ajae Petty	Sr.	F	32	339	10.6
2024-25	Clara Strack	So.	C	31	300	9.7
2025-26	Clara Strack	Jr.	C	36	365	10.1

ASSISTS

TEAM RECORDS

ASSISTS

Season: 665 (1981-82) [32 games]
Game: 33 vs. Michigan (1/23/82) and Detroit-Mercy (12/28/83)

ASSISTS PER GAME

Season: 20.8, (1981-82) [665 in 32 games]

INDIVIDUAL RECORDS

ASSISTS

Career: 731, Patty Jo Hedges (1979-83) [120 games]
Season: 286, Tonie Morgan (2025-26) [36 games]
Game: 16, Patty Jo Hedges vs. Cincinnati (1/15/82) and **Tonie Morgan vs. USC Upstate (11/12/25)**

ASSISTS PER GAME

Career: 6.4, Sandy Harding (1983-87) [706 in 111 . . games]
Season: 7.96, Tonie Morgan (2025-26) [286 in 36 . . . games]

CAREER LEADERS

ASSISTS

	Player	Seasons	G	Avg	Asst
1.	Patty Jo Hedges	1980-83	120	6.091	731
2.	Sandy Harding	1983-87	111	6.360	706
3.	Jodie Whitaker	1985-89	111	4.180	464
	Lea Wise	1979-83	120	3.866	464
5.	Taylor Murray	2016-19	127	3.543	450
6.	Stacey Reed	1991-95	114	3.877	442
7.	Amber Smith	2008-12	123	3.455	425
8.	Makayla Epps	2013-17	133	3.067	408
9.	Rita Adams	1999-03	110	3.636	400
10.	Tracye Davis	1987-91	113	3.247	367

ASSISTS PER GAME (MIN. 50 GAMES)

	Player	Seasons	G	Asst	Avg
1.	Sandy Harding	1983-87	111	706	6.360
2.	Patty Jo Hedges	1979-83	120	731	6.091
3.	Jodie Whitaker	1985-89	111	464	4.180
4.	Maddie Scheer	2023-24	55	214	3.891
4.	Stacey Reed	1991-95	114	442	3.877
5.	Lea Wise	1979-83	120	464	3.866
6.	Amber Smith	2008-12	123	425	3.455
7.	Angela Phillips	2003-05	62	230	3.710
8.	Rita Adams	1999-03	110	400	3.636
9.	Taylor Murray	2016-19	127	450	3.543
10.	Tracye Davis	1987-91	113	367	3.247

SEASON LEADERS

ASSISTS

	Player	Season	G	Avg	Assists
1.	**Tonie Morgan**	**2025-26**	**36**	**7.94**	**286**
2.	Georgia Amoore	2024-25	31	6.87	213
3.	Patty Jo Hedges	1981-82	32	6.53	209
4.	Patty Jo Hedges	1982-83	28	7.14	200
5.	Sandy Harding	1986-87	28	6.60	185
6.	Sandy Harding	1985-86	28	6.53	183
7.	Patty Jo Hedges	1980-81	31	5.83	181
8.	Jodie Whitaker	1987-88	29	6.10	177
9.	Sandy Harding	1984-85	27	6.29	170
10.	Sandy Harding	1983-84	28	6.00	168

BY A FRESHMAN:
168 Sandy Harding 1983-84

BY A SOPHOMORE:
181 Patty Jo Hedges 1980-81

BY A JUNIOR:
209 Patty Jo Hedges 1981-82

BY A SENIOR:
286 Tonie Morgan 2025-26

ASSISTS PER GAME

	Player	Season	G	Assists	Avg
1.	**Tonie Morgan**	**2025-26**	**36**	**286**	**7.94**
2.	Patty Jo Hedges	1982-83	28	200	7.14
3.	Georgia Amoore	2024-25	31	213	6.87
4.	Sandy Harding	1986-87	28	185	6.60
5.	Patty Jo Hedges	1981-82	32	209	6.53
	Sandy Harding	1985-86	28	183	6.53
7.	Sandy Harding	1984-85	27	170	6.29
8.	Jodie Whitaker	1987-88	29	177	6.10
9.	Sandy Harding	1983-84	28	168	6.00
10.	Patty Jo Hedges	1980-81	31	181	5.83

GAME LEADERS

ASSISTS

	Player	Opponent (Date)	Assists
1.	**Tonie Morgan**	**USC Upstate (11/12/25)**	**16**
	Patty Jo Hedges	Cincinnati (1/15/82)	16
3.	Patty Jo Hedges	LSU (2/27/82)	15
	Sandy Harding	Dayton (1/14/86)	15
5.	**Tonie Morgan**	**Missouri (1/4/26)**	**14**
	Jodie Whitaker	East Carolina (11/28/87)	14
	Patty Jo Hedges	Memphis State (1/3/83)	14
8.	**Tonie Morgan**	**Florida (1/15/26)**	**13**
	Tracye Davis	Tennessee State (1/30/88)	13
10.	**Tonie Morgan**	**at LSU (1/1/26)**	**12**
	Tonie Morgan	**Georgia (1/24/26)**	**12**
	Makayla Epps	Morehead State (11/18/15)	12
	Stacey Reed	Detroit (12/1/93)	12
	Jodie Whitaker	Miami (2/8/86)	12
	Leslie Nichols	Detroit (2/26/86)	12

YEAR-BY-YEAR ASSIST LEADERS

Year	Player	Class	Pos.	G	Asst.	Avg.
1977-78	Debbie Mack	Jr.	G	35	123	3.5
1978-79	Geri Grigsby	So.	G	29	102	3.5
1979-80	Patty Jo Hedges	Fr.	G	29	141	4.9
1980-81	Patty Jo Hedges	So.	G	31	181	5.8
1981-82	Patty Jo Hedges	Jr.	G	32	209	6.5
1982-83	Patty Jo Hedges	Sr.	G	28	200	7.1
1983-84	Sandy Harding	Fr.	G	28	168	6.0
1984-85	Sandy Harding	So.	G	27	170	6.3
1985-86	Sandy Harding	Jr.	G	28	183	6.5
1986-87	Sandy Harding	Sr.	G	28	185	6.6
1987-88	Jodie Whitaker	Jr.	G	29	177	6.1
1988-89	Jodie Whitaker	Sr.	G	28	78	2.8
1989-90	Malinka Salhi	Sr.	G	31	146	4.7
1990-91	Tracye Davis	Sr.	G	26	113	4.3
1991-92	Stacey Reed	Fr.	G	30	90	3.0
1992-93	Stacey Reed	So.	G	28	101	3.6
1993-94	Stacey Reed	Jr.	G	28	138	4.9
1994-95	Stacey Reed	Sr.	G	28	113	4.0
1995-96	Christina Jansen	Sr.	G	27	127	4.7
1996-97	Tiffany Wait	So.	G/F	27	103	3.8
1997-98	Natalie Martinez	So.	G	28	95	3.4
1998-99	Erica Jackson	Jr.	G	31	129	4.2
1999-2000	Erica Jackson	Sr.	G	29	91	3.1
2000-01	Rita Adams	So.	G	27	88	3.3
2001-02	Rita Adams	Jr.	G	29	162	5.6
2002-03	Rita Adams	Sr.	G	27	68	2.7
2003-04	Angela Phillips	Fr.	G	28	119	4.3
2004-05	Angela Phillips	So.	G	34	111	3.3
2005-06	Carly Ormerod	Fr.	G	31	101	3.3
2006-07	Carly Ormerod	So.	G	34	122	3.6
2007-08	Samantha Mahoney	Sr.	G	33	74	2.2
2008-09	Amber Smith	So.	PG	32	114	3.6
2009-10	Amber Smith	Jr.	PG	36	161	4.5
2010-11	A'dia Mathies	So.	G	34	89	2.6
2011-12	A'dia Mathies	Jr.	G	34	93	3.4
2012-13	Jennifer O'Neill	R-So.	PG	36	99	2.7
2013-14	Janee Thompson	So.	PG	35	107	3.1
2014-15	Makayla Epps	So.	G	34	101	2.9
2015-16	Janee Thompson	Sr.	G	33	157	4.5
2016-17	Makayla Epps/Taylor Murray	Sr./So.	G/G	33/30	118/118	3.5/3.9
2017-18	Taylor Murray	Jr.	G	32	136	4.2
2018-19	Taylor Murray	Sr.	G	32	123	3.8
2019-20	Jaida Roper	Sr.	G	30	102	3.4
2020-21	Rhyne Howard	Jr.	G	24	91	3.8
2021-22	Rhyne Howard	Sr.	G	31	102	3.3
2022-23	Maddie Scherr	Jr.	G	29	125	4.3
2023-24	Brooklynn Miles	Jr.	G	32	96	3.0
2024-25	Georgia Amoore	Gr.	G	31	213	6.87
2025-26	Tonie Morgan	Sr.	G	36	286	7.94

STEALS

TEAM RECORDS

STEALS

Game: 28 vs. West Virginia (12/12/93)
Season: 429 (2012-13) [36 games]

STEALS PER GAME

Season: 13.1 (1990-91) [29 games}

INDIVIDUAL RECORD

STEALS

Career: 320, A'dia Mathies (2010-13) [140 games]
Season: 107, Victoria Dunlap (2009-10) [35 games]
Game: 11, Leslie Nichols vs. Louisville (2/14/86)

STEALS PER GAME

Career: 2.71, Stacey Reed (1991-95) [309 in 114 games]
Season: 3.58, Rita Adams (2001-02) [104 in 29 games]; Leslie Nichols (1985-86) [104 in 29 games]

CAREER LEADERS

STEALS

	Player	Seasons	G	Avg	Stls
1.	A'dia Mathies	2010-13	140	2.285	320
2.	Stacey Reed	1991-95	114	2.710	309
3.	Victoria Dunlap	2008-11	133	2.310	307
4.	Taylor Murray	2016-19	127	2.259	287
5.	Leslie Nichols	1982-86	111	2.504	278
6.	Patty Jo Hedges	1979-83	120	2.266	272
7.	Rita Adams	1999-03	110	2.427	267
8.	Rhyne Howard	2019-22	114	2.298	262
9.	LaTonya McDole	1998-02	117	2.076	243
10.	Christina Jansen	1992-96	107	2.140	229

STEALS PER GAME (MIN. 75 STEALS)

	Player	Seasons	G	Stls	Avg
1.	Stacey Reed	1991-95	114	309	2.710
2.	Leslie Nichols	1982-86	111	278	2.504
3.	Rita Adams	1999-03	110	267	2.427
4.	Victoria Dunlap	2008-11	133	307	2.310
5.	Rhyne Howard	2019-22	114	262	2.298
6.	A'dia Mathies	2010-13	140	320	2.285
7.	Taylor Murray	2016-19	127	287	2.259
8.	Patty Jo Hedges	1979-83	120	272	2.266
9.	Christina Jansen	1992-96	107	229	2.140
10.	LaTonya McDole	1998-02	117	243	2.076

SEASON LEADERS

STEALS

	Player	Season	G	Avg	Stls
1.	Victoria Dunlap	2009-10	35	3.0	107
2.	Leslie Nichols	1985-86	29	3.6	104
	Rita Adams	2001-02	29	3.6	104
4.	Taylor Murray	2018-19	32	3.2	103
5.	Victoria Dunlap	2010-11	33	3.0	100
6.	Stacey Reed	1993-94	28	3.5	97
7.	A'dia Mathies	2009-10	36	2.6	93
8.	Malinka Salhi	1989-90	31	2.9	90
9.	A'dia Mathies	2011-12	34	2.5	87
10.	Jada Walker	2022-23	31	2.6	81

BY A FRESHMAN:
93 A'dia Mathies (36 games) 2009-2010

BY A SOPHOMORE:
81 Jada Walker (31 games) 2022-23

BY A JUNIOR:
107 Victoria Dunlap (35 games) 2009-2010

BY A SENIOR:
104 Leslie Nichols (29 games). 1985-86

STEALS PER GAME (MIN. 30 STEALS)

	Player	Season	G	Stls	Avg
1.	Leslie Nichols	1985-86	29	104	3.586
	Rita Adams	2001-02	29	104	3.586
3.	Stacey Reed	1993-94	28	97	3.464
4.	Taylor Murray	2018-19	32	103	3.218
5.	Victoria Dunlap	2009-10	35	107	3.057
6.	Malinka Salhi	1989-90	31	90	2.903
7.	Leslie Nichols	1984-85	27	74	2.740
8.	Chasity Patterson	2018-21	27	73	2.700
9.	Stacey Reed	1994-95	28	75	2.678
10.	Jada Walker	2022-23	31	81	2.612

GAME LEADERS

STEALS

	Player	Opponent (Date)	Steals
1.	Leslie Nichols	Louisville (2/14/86)	11
2.	Chasity Patterson	Wofford (12/19/20)	10
3.	Rita Adams	VCU (12/16/01)	9
	A'dia Mathies	Nebraska Omaha (11/22/11)	9
5.	13 players		8

Last, Victoria Dunlap vs. Louisville (12/20/09) and A'dia Mathies vs. Mississippi Valley State (1/1/10)

Records kept since 1978-79 season

YEAR-BY-YEAR STEALS LEADERS

Year	Player	Class	Pos	G	Steals	Avg.
1978-79	Janet Timperman	Sr.	G/F	29	52	1.8
1979-80	Patty Jo Hedges	Fr.	G	29	60	2.1
1980-81	Patty Jo Hedges	So.	G	31	78	2.5
1981-82	Patty Jo Hedges	Jr.	G	32	61	1.9
1982-83	Patty Jo Hedges	Sr.	G	28	73	2.6
1983-84	Leslie Nichols	So.	F	27	64	2.4
1984-85	Leslie Nichols	Jr.	F	27	74	2.7
1985-86	Leslie Nichols	Sr.	F	29	104	3.6
1986-87	Bebe Croley	Jr.	G	28	73	2.6
1987-88	Jodie Whitaker	Jr.	G	29	44	1.5
1988-89	Malinka Salhi	Jr.	G	28	48	1.7
1989-90	Malinka Salhi	Sr.	G	31	90	2.9
1990-91	Stacy McIntyre	Jr.	F	29	68	2.3
1991-92	Stacey Reed	Fr.	G	30	69	2.3
1992-93	Stacey Reed	So.	G	28	68	2.4
1993-94	Stacey Reed	Jr.	G	28	97	3.5
1994-95	Stacey Reed	Sr.	G	28	75	2.7
1995-96	Christina Jansen	Sr.	G	27	63	2.3
1996-97	Nikki Hay	Jr.	G	27	50	1.9
1997-98	Tiffany Wait	Jr.	G/F	28	48	1.7
1998-99	Erica Jackson	Jr.	G	31	64	2.1
1999-2000	Erica Jackson	Sr.	G	29	68	2.3
2000-01	LaTonya McDole	Jr.	F	27	77	2.9
2001-02	Rita Adams	Jr.	G	29	104	3.6
2002-03	Rita Adams	Sr.	G	27	68	2.5
2003-04	Sara Potts	Jr.	G	28	38	1.4
	Shambrica Jones	Sr.	F	28	38	1.4
2004-05	Sara Potts	Sr.	G/F	34	40	1.2
2005-06	Nastassia Alcius	Jr.	G	31	43	1.4
2006-07	Carly Ormerod	Jr.	G	34	41	1.2
2007-08	Victoria Dunlap	Fr.	F	33	43	1.3
2008-09	Victoria Dunlap	So.	F	32	57	1.8
2009-10	Victoria Dunlap	Jr.	F	35	107	3.1
2010-11	Victoria Dunlap	Sr.	F	33	100	3.0
2011-12	A'dia Mathies	Jr.	G	34	87	2.6
2012-13	Samarie Walker	Jr.	F	36	72	2.0
2013-14	DeNesha Stallworth	Sr.	F	30	44	1.5
2014-15	Linnae Harper	So.	G	34	69	2.0
2015-16	Taylor Murray	Fr.	G	33	56	1.6
2016-17	Taylor Murray	So.	G	30	61	2.0
2017-18	Taylor Murray	Jr.	G	32	67	2.1
2018-19	Taylor Murray	Sr.	G	32	103	3.2
2019-20	Rhyne Howard	So.	G	27	62	2.3
2020-21	Chasity Patterson	Sr.	G	27	73	2.7
2021-22	Rhyne Howard	Sr.	G	31	71	2.3
2022-23	Jada Walker	So.	G	31	81	2.6
2023-24	Maddie Scherr	Sr.	G	26	41	1.5
2024-25	Georgia Amoore	Gr.	G	31	32	1.0
2025-26	Clara Strack	Jr.	C	36	44	1.2

BLOCKS

TEAM RECORDS

BLOCKS

Season: 235 (2025-26) [36 games]
Game: 19 vs. North Carolina A&T (12/6/06)

BLOCKS PER GAME

Season: 7.0 (2024-25) [218 in 31 games]

INDIVIDUAL RECORDS

BLOCKS

Career: 195, Sarah Elliott (2005-08) [132 games]
Season: 91, Clara Strack (2025-26) [36 games]
Game: 8, Clara Strack @ Ole Miss (2/10/25)

BLOCKS PER GAME

Career: 2.44, Clara Strack (2025-Pres.) [164 in 67 games]
Season: 2.53, Clara Strack (2025-Pres.) [91 in 36 games]

CAREER LEADERS

BLOCKS

	Player	Seasons	G	Avg	Blks
1.	Sarah Elliott	2005-08	132	1.47	195
2.	Victoria Dunlap	2008-11	133	1.34	178
3.	**Clara Strack**	**2025-Pres.**	**67**	**2.44**	**164**
4.	Valerie Still	1979-83	119	1.31	156
5.	Azia Bishop	2012-15	134	1.13	152
6.	Rhyne Howard	2019-22	114	0.95	109
7.	Jennifer Humphrey	2003-07	129	0.83	107
	KeKe McKinney	2018-21	113	0.93	107
9.	Leslie Nichols	1982-86	111	0.92	102
10.	Samarie Walker	2012-14	96	1.00	96

BLOCKS PER GAME (MIN. 50 BLOCKS)

	Player	Seasons	G	Blks	Avg
1.	**Clara Strack**	**2025-Pres.**	**67**	**164**	**2.44**
2.	**Teonni Key**	**2025-26**	**59**	**89**	**1.50**
3.	Sarah Elliott	2005-08	132	195	1.47
4.	DeNesha Stallworth	2013-14	65	87	1.34
5.	Shantia Owens	1998-00	61	81	1.33
	Victoria Dunlap	2008-11	133	178	1.33
7.	Valerie Still	1979-83	119	156	1.31
8.	**Amelia Hassett**	**2025-26**	**67**	**87**	**1.298**
9.	Victoria Dunlap	2008-11	100	129	1.29
10.	Laura Meadows	1997-00	89	95	1.17

SEASON LEADERS

BLOCKS

	Player	Season	G	Avg	Blks
1.	**Clara Strack**	**2025-26**	**36**	**2.527**	**91**
2.	Clara Strack	2024-25	31	2.354	73
3.	Victoria Dunlap	2009-10	35	1.885	66
4.	Sarah Elliott	2007-08	33	1.696	56
	Samarie Walker	2012-13	36	1.555	56
6.	Teonni Key	2024-25	31	1.709	53
	Valerie Still	1980-81	31	1.709	53
	Azia Bishop	2014-15	33	1.606	53
9.	DeNesha Stallworth	2012-13	35	1.485	52
10.	Sarah Elliott	2006-07	34	1.471	50

BY A FRESHMAN:

49 Sarah Elliott 2004-05

BY A SOPHOMORE:

73 Clara Strack 2024-25

BY A JUNIOR:

91 Clara Strack 2025-26

BY A SENIOR:

56 Sarah Elliott 2007-08

BLOCKS PER GAME (MIN. 30 BLOCKS)

	Player	Season	G	Blks	Avg
1.	**Clara Strack**	**2025-26**	**36**	**91**	**2.527**
2.	Clara Strack	2024-25	31	73	2.354
3.	Victoria Dunlap	2009-10	35	66	1.888
4.	Teonni Key	2024-25	31	53	1.709
	Valerie Still	1980-81	31	53	1.709
6.	Sarah Elliott	2007-08	33	56	1.696
7.	KeKe McKinney	2018-19	26	42	1.615
8.	Azia Bishop	2014-15	33	53	1.606
9.	Valerie Still	1979-80	29	46	1.586
10.	Samarie Walker	2012-13	36	56	1.555

GAME LEADERS

BLOCKS

	Player	Opponent (Date)	Blks
1.	Clara Strack	Ole Miss (2/10/25)	8
2.	**Clara Strack**	**Hofstra (12/28/25)**	**7**
	DeNesha Stallworth	Texas A&M (2/18/13)	7
3.	Teonni Key	Arizona State (11/26/24)	6
	Clara Silva	USC Upstate (11/4/24)	6
	Maddie Scherr	Alabama (03/02/23)	6
	Nyah Leveretter	Vanderbilt (1/27/22)	6
	Dre'una Edwards	West Virginia (12/1/21)	6
	Alexis Jennings	Oklahoma (3/21/16)	6
	Azia Bishop	Tennessee State (12/28/14)	6
	Sarah Elliott	NCA&T (12/6/05)	6
	Laura Meadows	Nebraska (11/29/99)	6
	Lisa Ellis	Middle Tennessee (1/8/89)	6
	Jody Runge	Memphis State (1/31/82)	6

Records kept since 1978-79 season

YEAR-BY-YEAR BLOCKS LEADERS

Year	Player	Class	Pos	G	Blks	Avg.
1978-79	Liz Lukschu	So.	F/C	29	22	0.7
1979-80	Valerie Still	Fr.	F/C	29	46	1.6
1980-81	Valerie Still	So.	F/C	31	53	1.7
1981-82	Valerie Still	Jr.	F/C	32	39	1.2
1982-83	Leslie Nichols	Fr.	F	28	38	1.3
1983-84	Jody Runge	Jr.	C	28	32	1.1
1984-85	Leslie Nichols	Jr.	F	23	28	1.2
1985-86	Leslie Nichols	Sr.	F	30	29	1.0
1986-87	Debbie Miller	Sr.	G	28	22	0.8
	Melanie Warren	Sr.	C	28	22	0.8
1987-88	Bebe Croley	Sr.	F	29	16	0.5
1988-89	Lisa Ellis	Jr.	C	28	29	1.0
1989-90	Lisa Ellis	Sr.	C	31	39	1.2
1990-91	Pattresa Leonard	So.	F/C	29	44	1.5
1991-92	Jennifer Gray	So.	C	30	18	0.6
1992-93	Jennifer Gray	Jr.	C	28	15	0.5
1993-94	Jennifer Gray	Sr.	C	28	19	0.6
	Christe Jordon	Sr.	F	28	19	0.6
1994-95	Karri Koach	Sr.	C	28	30	1.1
1995-96	Kim Denkins	So.	C	27	15	0.5
1996-97	Kim Denkins	Jr.	C	25	13	0.5
1997-98	Laura Meadows	Fr.	G/F	28	35	1.2
1998-99	Shantia Owens	Jr.	C	32	38	1.2
1999-00	Shantia Owens	Sr.	C	29	43	1.5
2000-01	Rita Adams	So.	G	27	19	0.7
2001-02	Rita Adams	Jr.	G	29	17	0.6
2002-03	Rita Adams	Sr.	G	25	29	1.2
2003-04	Keiko Tate	Jr	F	26	20	0.8
2004-05	Sarah Elliott	Fr.	C	34	49	1.4
2005-06	Sarah Elliott	So.	C	31	40	1.3
2006-07	Sarah Elliott	Jr.	C	34	50	1.4
2007-08	Sarah Elliott	Sr.	C	33	56	1.6
2008-09	Victoria Dunlap	So.	F	32	38	1.2
2009-10	Victoria Dunlap	Jr.	F	35	66	1.9
2010-11	Victoria Dunlap	Sr.	F	33	49	1.5
2011-12	Azia Bishop	Fr.	C	32	31	0.8
2012-13	Samarie Walker	Jr.	F	36	56	1.5
2013-14	Azia Bishop	Jr.	C	35	41	1.2
2014-15	Azia Bishop	Sr.	C	33	53	1.6
2015-16	Evelyn Akhator	Jr.	F	33	32	1.0
2016-17	Evelyn Akhator	Sr.	F	33	29	0.8
2017-18	Alyssa Rice	Sr.	C	32	36	1.1
2018-19	KeKe McKinney	So.	F	31	29	0.9
2019-20	KeKe McKinney	Jr.	F	26	42	1.6
202-21	KeKe McKinney	Sr.	F	26	22	0.8
2021-22	Rhyne Howard	Sr.	G	31	39	1.25
2022-23	Maddie Scherr	Jr.	G	29	32	1.1
2023-24	Ajae Petty	Sr.	F	32	27	0.8
2024-25	Clara Strack	So.	C	31	73	2.35
2025-26	Clara Strack	Jr.	C	36	91	2.52

DOUBLE-DOUBLES

ALL-TIME DOUBLE-DOUBLES BY THE NUMBERS

The following stats only reflect 1980-81 to present.

TRIPLE-DOUBLES

ANY COMBINATION

1. Rhyne Howard vs. Winthrop (11/21/21)..... 1
(22 points, 10 assists, 10 rebounds)
Makayla Epps vs. Morehead St. (11/18/15).. 1
(21 points, 12 assists, 11 rebounds)
Leslie Nichols vs. Louisville (2/14/86) 1
(18 points, 13 rebounds, 11 steals)

DOUBLE-DOUBLES

ANY COMBINATION

1. Valerie Still..... 66
2. Leslie Nichols..... 35
3. **Clara Strack..... 31**
Victoria Dunlap..... 31
Evelyn Akhator..... 31
6. Rhyne Howard..... 27
7. Jocelyn Mills..... 22
8. Kim Denkins..... 20
Samarie Walker..... 20
Ajae Petty..... 20
11. **Teonni Key..... 19**
12. Dre'una Edwards..... 16
Jennifer Humphrey..... 16
Eleia Roddy..... 16
15. DeNesha Stallworth..... 15
16. Selia Helm..... 14
Karen Mosley..... 14
18. Belitta Croley..... 13
19. Vanessa Foster-Sutton..... 12
20. Sarah Elliott..... 11
Stacey Reed..... 11
22. LaTonya McDole..... 10
23. Laura Meadows..... 9
24. Shantia Owens..... 8
25. **Tonie Morgan..... 7**
Amani Franklin..... 7
Linnae Harper..... 7
Alexis Jennings..... 7
29. Lisa Ellis..... 6
Sandy Harding..... 6
Patty Jo Hedges..... 6
Pam Shrum..... 6
Taylor Murray..... 6
34. Azia Bishop..... 5
Debbie Miller..... 5
Jodi Whitaker..... 5
37. **Amelia Hassett..... 4**
Jordan Obi..... 4
Tedra Eberhart..... 4
Makayla Epps..... 4
Samantha Drake..... 4
Sara Potts..... 4
Shaunda Roberts..... 4
44. Jaye Barnes..... 3
Mia Daniel..... 3
Pattresa Leonard..... 3
Liz Lukschu..... 3
A'dia Mathies..... 3
Janee Thompson..... 3
50. Georgia Amoore..... 2
Makenzie Cann..... 2
Maria Donhoff..... 2
Tayna Fogle..... 2
Shambrica Jones..... 2
Ruth Mountain..... 2
Carly Ormerod..... 2
Alyssa Rice..... 2
Diane Stephens..... 2
Lea Wise..... 2
KeKe McKinney..... 2
61. Rita Adams..... 1
Chante Bowman..... 1
Tracye Davis..... 1
Jennifer Goin..... 1
Jennifer Gray..... 1
Nikki Hay..... 1
Laurie Hudgens..... 1
Karri Koach..... 1
Samantha Mahoney..... 1
Maci Morris..... 1
Bernisha Pinkett..... 1
Chrissy Roberts..... 1
Malinka Salhi..... 1
Tanesha Seaton..... 1
Lora Spencer..... 1
Stephanie Stoglin..... 1
Katie Vieth..... 1
Lydia Watkins..... 1
Tatyana Wyatt..... 1
Chasity Patterson..... 1
Jada Walker..... 1
Adebola Adeyeye..... 1

POINTS & REBOUNDS

1. Valerie Still..... 66
2. Leslie Nichols..... 33
3. **Clara Strack..... 31**
Victoria Dunlap..... 31
Evelyn Akhator..... 31
6. Rhyne Howard..... 27
7. Jocelyn Mills..... 22
8. Kim Denkins..... 20
Samarie Walker..... 20
Ajae Petty..... 20
11. **Teonni Key..... 19**
12. Dre'una Edwards..... 16
Jennifer Humphrey..... 16
Eleia Roddy..... 16
15. DeNesha Stallworth..... 15
16. Selia Helm..... 14
Karen Mosley..... 14
18. Belitta Croley..... 13
19. Vanessa Foster-Sutton..... 12
20. Sarah Elliott..... 11
21. LaTonya McDole..... 10
Stacey Reed..... 10
23. Laura Meadows..... 9
24. Shantia Owens..... 8
25. Amani Franklin..... 7
Linnae Harper..... 7
Alexis Jennings..... 7
28. Lisa Ellis..... 6
Pam Shrum..... 6
30. Debbie Miller..... 5
Azia Bishop..... 5
32. **Amelia Hassett..... 4**
Jordan Obi..... 4
Tedra Eberhart..... 4
Samantha Drake..... 4
Sara Potts..... 4
Shaunda Roberts..... 4
Makayla Epps..... 4
39. Jaye Barnes..... 3
Mia Daniel..... 3
Pattresa Leonard..... 3
Liz Lukschu..... 3
A'dia Mathies..... 3
Taylor Murray..... 3
45. Makenzie Cann..... 2
Maria Donhoff..... 2
Tayna Fogle..... 2
Shambrica Jones..... 2
Ruth Mountain..... 2
Alyssa Rice..... 2
Diane Stephens..... 2
KeKe McKinney..... 2
53. Rita Adams..... 1
Chante Bowman..... 1
Tracye Davis..... 1
Jennifer Goin..... 1
Jennifer Gray..... 1
Nikki Hay..... 1
Laurie Hudgens..... 1
Alexis Jennings..... 1
Karri Koach..... 1
Samantha Mahoney..... 1
Maci Morris..... 1
Carly Ormerod..... 1
Bernisha Pinkett..... 1
Chrissy Roberts..... 1
Tanesha Seaton..... 1
Lora Spencer..... 1
Stephanie Stoglin..... 1
Katie Vieth..... 1
Lydia Watkins..... 1
Jodi Whitaker..... 1
Tatyana Wyatt..... 1
Adebola Adeyeye..... 1

POINTS & ASSISTS

Tonie Morgan (7)

11/16..... USC Upstate.... 11/12/25
12/11..... Central Michigan 12/7/25
24/12..... at LSU..... 1/1/26
18/14..... Missouri..... 1/4/26
26/13..... Florida..... 1/15/26
10/12..... Georgia..... 1/24/26
14/10..... vs. Arkansas..... 3/4/26

P.J. Hedges (6)

10/13..... Illinois..... 3/14/82
19/11..... Charleston..... 12/19/82
16/14..... Memphis State... 1/3/83
15/10..... South Florida.... 1/14/83

Sandy Harding (6)

12/10..... Old Dominion.. 12/29/84
14/10..... Tennessee..... 1/23/85
18/15..... Dayton..... 1/14/86
10/12..... LSU..... 3/1/86
24/10..... Drake..... 3/12/86
16/10..... Old Dominion... 1/23/87

DOUBLE-DOUBLES

ALL-TIME DOUBLE-DOUBLES BY THE NUMBERS

Jodie Whitaker (4)
16/12 . . . . . Miami 2/8/86
16/14 . . . . . East Carolina . . . 11/28/87
16/11 . . . . . EKU 12/1/87
17/10 . . . . . Virginia Tech 2/29/88
Taylor Murray (3)
20/10 . . . . . Alabama 1/25/18
12/10 . . . . . Ole Miss 2/22/18
23/10 . . . . . North Carolina . . 11/24/18
Janee Thompson (3)
12/10 . . . . . Alabama 1/2/15
16/10 . . . . . E. Mich. 11/25/15
16/10 . . . . . LSU 2/7/16
Georgia Amoore (2)
11/10 . . . . . USC Upstate 11/4/24
21/11 . . . . . Auburn 1/12/25
Leslie Nichols (2)
21/11 . . . . . Valdosta State . . 11/27/83
16/12 . . . . . Detroit 2/26/86
Lea Wise (2)
14/10 . . . . . Michigan 1/23/82
11/12 . . . . . Tennessee 2/28/82
Malinka Salhi (1)
15/11 . . . . . Ohio State 11/28/89
Stacey Reed (1)
17/12 . . . . . Detroit 12/1/93
Carly Ormerod (1)
13/11 . . . . . Ball State 3/19/07
Makayla Epps (1)
21/12 . . . . . Morehead State 11/18/15
Rhyne Howard (1)
22/10 . . . . . Winthrop 11/21/21
Jada Walker (1)
21/10 . . . . . Coastal Carolina 11/13/22

POINTS & STEALS

Leslie Nichols (1)
18/11 . . . . . Louisville 2/14/86
Chasity Patterson (1)
17/10 . . . . . Wofford 12/19/20

20-20 CLUB

POINTS & REBOUNDS

Valerie Still 30/21 . . UTC 11/30/81
42/20 . . Charleston 12/19/82
Ajae Petty 23/21 . . Vanderbilt 1/11/24

20-15 CLUB

POINTS & REBOUNDS

Valerie Still 37/19 . . Indiana State . 1/17/81
30/19 . . EKU 1/27/81
32/17 . . Maryland 3/21/81
34/19 . . Seton Hall 12/5/81
31/16 . . Indiana 12/8/81
23/15 . . Florida 12/31/81
33/17 . . Indiana State . . 1/7/82
32/17 . . Cincinnati 1/15/82
27/16 . . So. Illinois 1/16/82
27/18 . . Michigan 1/23/82
28/18 . . Vanderbilt 1/26/82
24/16 . . Georgia St. 2/4/82
23/15 . . So. Carolina . . 2/13/82
42/20 . . Charleston . . 12/19/82
29/18 . . Tenn. Tech . . . 1/10/83
22/17 . . Arkansas 1/15/83
38/19 . . Rutgers 2/16/83
28/16 . . Auburn 3/3/83
Leslie Nichols 26/15 . . Dayton 1/20/84
Bebe Croley 25/15 . . E. Carolina . . 11/28/87
40/15 . . Morehead St. 12/20/87
Kim Denkins 23/17 . . Marshall 2/8/96
J. Humphrey 22/16 . . Miss. State . . . 1/25/07
J. Humphrey 21/19 . . Arkansas 3/1/07
Victoria Dunlap 20/15 . . Miami (Ohio) 1/3/09
21/15 . . LSU 2/22/09
33/18 . . Butler 11/15/09
21/16 . . Miami Ohio . . 12/1/09
20/16 . . MTSU 12/28/09
Makayla Epps 22/16 . . Louisville 12/4/16
Evelyn Akhator 29/15 . . Alabama 1/12/17
24/16 . . Georgia 1/15/17
27/16 . . Miss. St. 2/23/17
Dre'una Edwards 27/15 . . Belmont 11/29/20
Rhyne Howard 21/16 . . Ole Miss 2/28/21
Ajae Petty 33/15 . . Tennessee Tech 12/3/23
22/19 . . Arkansas 1/4/24
Clara Strack 25/15 . . vs. Illinois . . . 11/27/24
23/15 . . Tennessee 2/27/25
33/15 . . at Arkansas 2/1/26

TOP-10 CONSECUTIVE DOUBLE-DOUBLES

ANY COMBINATION

1. Valerie Still (1980-81) 10
2. Valerie Still (1981-82) 8
3. Eleia Roddy (2008-09) 7
   Valerie Still (1981-82) 7 (2x)
5. **Clara Strack (2025-26) 5**
   Dre'una Edwards (2021-22) 5
7. Evelyn Akhator (2016-17) 4
   Victoria Dunlap (2008-09) 4
   Jocelyn Mills (1990-91) 4
   Leslie Nichols (1984-85) 4
   Valerie Still (1979-80) 4 (3x)

DOUBLE-DOUBLES

ALL-TIME DOUBLE-DOUBLES BY PLAYER

There are three triple-doubles in program history, including Rhyne Howard in 2021, Makayla Epps in 2015 and Leslie Nichols in 1986; those are included in the following list.

Rita Adams (1)

1/23/03	vs. Ole Miss	12	10

Adebola Adeyeye (1)

2/16/23	vs. Georgia	11	10

Evelyn Akhator (31)

11/13/15	vs. Rice	16	17
11/18/15	vs. Morehead State	12	16
11/29/15	vs. Jackson State	20	13
12/28/15	vs. Tennessee State	14	13
1/3/16	vs. Auburn	12	11
1/10/16	vs. Georgia	10	10
1/17/16	vs. Auburn	12	10
1/31/16	vs. Florida	14	10
2/21/16	vs. Arkansas	14	11
2/28/16	vs. Texas A&M	15	18
3/3/16	vs. LSU	15	13
3/4/16	vs. Florida	12	11
3/25/16	vs. Washington	10	14
11/11/16	vs. Miami (Fla.)	18	10
11/12/16	vs. Albany	28	13
11/17/16	vs. New Hampshire	17	11
11/19/16	at Colorado	12	14
11/27/16	vs. Samford	15	13
12/9/16	vs. MTSU	13	12
12/21/16	vs. Washington St.	19	13
1/1/17	at Tennessee	11	10
1/12/17	at Alabama	29	15
1/15/17	vs. Georgia	24	16
1/19/17	at LSU	20	11
1/26/17	vs. Ole Miss	28	13
2/9/17	at Georgia	11	17
2/16/17	at Arkansas	12	11
2/23/17	vs. Miss. State	17	16
3/4/17	vs. South Carolina	24	11
3/17/17	vs. Belmont	22	10
3/19/17	vs. Ohio State	14	23

Georgia Amoore (2)

11/4/24	vs. USC Upstate	11	10 (A)
1/12/25	vs. Aubrun	21	11 (A)

Jaye Barnes (3)

12/08/97	at Western Kentucky	22	10
1/31/98	vs. Arkansas	18	10
12/06/98	at Auburn	16	11

Azia Bishop (5)

12/08/11	vs. Duke	12	11
11/13/13	vs. Georgia Southern	10	12
1/9/14	vs. South Carolina	12	11
11/19/14	vs. Morehead State	11	11
12/14/14	vs. Belmont	15	12

Chante Bowman (1)

1/16/05	vs. Ole Miss	11	11

Makenzie Cann (2)

11/19/17	at Washington State	15	10
11/22/17	vs. Morehead State	15	10

Belitta Croley (13)

12/22/85	vs. Western Michigan	16	10
2/12/86	at Alabama	20	11
1/15/87	vs. Tennessee State	18	14
1/21/87	vs. Vanderbilt	14	11
3/4/87	vs. Florida	18	15
3/05/87	vs. Georgia	15	12
11/28/87	vs. East Carolina	25	15
12/07/87	vs. Tennessee Tech	18	12
12/9/87	vs. Indiana	24	11
12/20/87	vs. Morehead State	40	15
1/30/88	vs. Tennessee State	18	12
2/7/88	at Georgia	18	13
3/4/88	vs. Vanderbilt	25	10

Mia Daniel (3)

1/4/93	at Mississippi State	15	10
1/31/93	vs. Alabama	19	10
2/6/93	at Tennessee	13	12

Tracye Davis (1)

1/15/90	vs. Mississippi State	19	11

Kim Denkins (20)

11/25/95	vs. Toledo	12	11
11/29/95	vs. Ohio State	10	10
12/8/95	at Indiana	27	15
12/21/95	vs. Syracuse	20	10
12/23/95	at Miami (Ohio)	24	11
12/30/95	vs. North Carolina State	31	10
1/3/96	vs. Mississippi	20	10
1/11/96	at Vanderbilt	14	16
1/24/96	vs. South Carolina	25	11
2/7/96	at Marshall	23	17
2/24/96	at South Carolina	17	14
11/30/96	at Dayton	13	14
12/29/96	at Villanova	16	10
1/5/97	at LSU	14	11
2/16/97	at Mississippi State	14	10
2/28/97	vs. Arkansas	14	13
12/3/97	vs. Ohio State	11	14
12/8/97	at Western Kentucky	11	10
2/8/98	vs. South Carolina	18	11
2/21/98	at South Carolina	12	16

Maria Donhoff (2)

12/13/80	vs. Carson Newman	13	10
1/16/81	vs. James Madison	16	14

Samantha Drake (4)

12/30/10	vs. Tennessee/Martin	14	13
11/25/11	vs. Sam Houston St.	11	13
11/27/11	vs. Miss. Valley St.	11	11
11/23/12	vs. Morehead St.	15	13

Victoria Dunlap (31)

12/4/07	vs. William & Mary	20	10
3/26/08	vs. James Madison	12	12
3/30/08	vs. Marquette	14	10
11/15/08	vs. Michigan	19	10
11/23/08	vs. George Washington	13	14
1/1/09	vs. North Carolina A&T	11	12
1/3/09	at Miami (Ohio)	20	15
1/15/09	at Alabama	16	12
1/18/09	vs. Mississippi State	12	13
1/25/09	vs. LSU	10	11
1/29/09	at Florida	16	12
2/22/09	at LSU	21	15
2/26/09	vs. Georgia	16	11

DOUBLE-DOUBLES

ALL-TIME DOUBLE-DOUBLES BY PLAYER

11/13/09	vs. Boston University	24	12
11/15/09	vs. Butler	33	18
11/17/09	at Morehead State	12	16
12/1/09	vs. Miami (Ohio)	21	16
12/28/09	at Middle Tennessee	20	16
1/31/10	at Mississippi State	19	12
2/7/10	at Arkansas	22	11
2/25/10	at Tennessee	22	10
3/30/10	vs. Oklahoma	31	13
11/21/10	vs. Notre Dame	24	14
12/05/10	at Louisville	17	23
1/06/11	at Arkansas	26	13
1/16/11	vs. Mississippi State	22	10
1/30/11	at Alabama	25	15
2/3/11	vs. Auburn	10	10
2/17/11	at Georgia	14	11
3/05/11	vs. Vanderbilt	22	11
3/19/11	vs. Hampton	13	12

Tedra Eberhart (4)

2/10/93	at Cincinnati	10	14
12/1/93	at Detroit	26	10
1/16/94	vs. Mississippi State	16	11
2/5/94	vs. Arkansas	16	10

Dre'una Edwards (16)

11/29/20	vs. Belmont	27	15
12/3/20	at Kansas State	16	12
12/06/20	vs. Indiana	14	10
12/16/20	at DePaul	18	11
11/27/21	vs. La Salle	22	11
12/1/21	vs. West Virginia	19	10
12/5/21	vs. Merrimack	17	11
12/12/21	at Louisville	14	14
12/19/21	vs. USC Upstate	11	12
2/6/22	vs. Texas A&M	10	10
2/15/22	vs. Mississippi State	23	10
2/20/22	at Arkansas	29	10
2/24/22	at Missouri	30	10
3/3/22	vs. Mississippi State	18	14
3/4/22	vs. LSU	13	10
3/19/22	vs. Princeton	16	12

Sarah Elliott (11)

3/28/05	vs. West Virginia	14	12
1/22/06	at Ole Miss	15	13
3/18/06	vs. Chattanooga	22	11
11/24/06	vs. Delaware	26	12
11/25/06	vs. Southern Illinois	12	11
1/14/07	vs. Ole Miss	14	18
2/8/07	at Ole Miss	14	11
2/11/07	at Tennessee	21	10
11/25/07	vs. Lipscomb	23	12
12/20/07	vs. Louisville	12	13
2/7/08	vs. Ole Miss	14	12

Lisa Ellis (6)

1/13/89	vs. Marshall	16	11
11/28/89	at Ohio State	19	17
12/8/89	at Michigan State	20	12
12/20/89	at Stetson	10	11
1/11/90	vs. LSU	22	11
3/23/90	vs. Miami (Fla.)	16	10

Makayla Epps (4)

11/19/14	vs. Oklahoma	29	10
1/25/15	vs. Missouri	18	10
11/18/15	vs. Morehead State	21	11 10(A)
12/4/16	at Louisville	22	16

Tayna Fogle (2)

12/8/81	vs. Indiana	19	10
1/23/82	vs. Michigan	14	10

Vanessa Foster/Sutton (12)

11/26/88	vs. Radford	17	11
12/6/88	vs. Dayton	13	10
11/28/89	at Ohio State	15	10
12/4/89	vs. Indiana	12	12
12/9/89	vs. Miami (Fla.)	17	10
1/3/90	vs. Cincinnati	12	11
1/7/90	at Vanderbilt	17	13
1/31/90	vs. Eastern Kentucky	13	19
2/27/90	vs. Middle Tennessee	17	16
3/22/90	vs. Maine	16	10
3/23/90	vs. Miami (Fla.)	21	11
3/24/90	vs. Toledo	12	10

Amani Franklin (7)

12/4/07	vs. William & Mary	16	10
2/14/08	at Vanderbilt	13	11
12/30/08	vs. IUPUI	12	13
3/19/09	vs. Chattanooga	18	11
11/15/09	vs. Butler	13	14
1/10/10	vs. Vanderbilt	11	11
1/17/10	vs. Alabama	15	10

Jennifer Goin (1)

12/23/2	vs. Morris Brown	10	10

Jennifer Gray (1)

2/16/92	vs. Louisiana State	10	13

Sandy Harding (6)

12/29/84	vs. Old Dominion	12	10 (A)
1/23/85	at Tennessee	14	10 (A)
1/14/86	at Dayton	18	15 (A)
3/1/86	vs. LSU	10	12 (A)
3/12/86	at Drake	24	10 (A)
1/23/87	vs. Old Dominion	16	10 (A)

Linnae Harper (7)

11/19/14	vs. Morehead State	13	10
11/28/14	vs. Oklahoma	22	12
1/4/15	vs. Ole Miss	12	14
1/18/15	vs. LSU	16	15
1/25/15	vs. Missouri	15	11
2/23/15	vs. Ole Miss	16	10
3/20/15	vs. Tennessee State	16	10

Amelia Hassett (4)

12/5/24	at North Carolina	13	13
12/20/24	vs. Belmont	16	11
1/19/25	at Georgia	14	10
12/14/25	at Belmont	19	10

Nikki Hay (1)

12/29/96	vs. Villanova	10	12

DOUBLE-DOUBLES

ALL-TIME DOUBLE-DOUBLES BY PLAYER

Patty Jo Hedges (6)
1/8/81 at Louisville ... 17...10 (A)
3/14/81 vs. South Carolina ... 18...10 (A)
3/14/82 vs. Illinois ... 10...13 (A)
12/19/82 vs. Charleston ... 19...11 (A)
1/3/83 at Memphis ... 16...14 (A)
1/14/83 vs. South Florida ... 15...10 (A)

Selia Helm (14)
2/22/01 vs. Mississippi ... 21 ... 10
11/23/01 vs. Sam Houston State ... 22 ... 13
12/22/01 vs. Evansville ... 26 ... 13
1/20/02 at South Carolina ... 11 ... 11
2/19/02 at Cincinnati ... 26 ... 10
12/7/02 vs. Western Kentucky ... 18 ... 10
1/12/03 vs. Alabama ... 14 ... 10
2/2/03 vs. South Carolina ... 11 ... 13
11/21/03 vs. IPFW ... 20 ... 10
11/29/03 vs. San Francisco ... 23 ... 11
12/3/03 vs. Louisville ... 15 ... 10
12/13/03 at Temple ... 14 ... 14
12/20/03 vs. Miami (Ohio) ... 21 ... 11
12/22/03 vs. Western Kentucky ... 22 ... 13

Rhyne Howard (27)
11/24/18 vs. North Carolina ... 25 ... 12
11/28/18 vs. Morehead State ... 17 ... 10
12/09/18 at Louisville ... 25 ... 10
1/13/19 vs. Ole Miss ... 20 ... 11
2/17/19 vs. Arkansas ... 18 ... 14
11/5/19 vs. Mount St. Mary's ... 14 ... 11
11/16/19 at Virginia ... 13 ... 11
1/17/20 vs. Texas A&M ... 22 ... 11
1/19/20 at LSU ... 26 ... 12
2/16/20 vs. Mississippi State ... 26 ... 10
2/23/20 vs. South Carolina ... 24 ... 11
12/16/20 at DePaul ... 18 ... 12
12/31/20 vs. Arkansas ... 24 ... 10
1/3/21 at Mississippi State ... 33 ... 10
1/31/21 vs. Missouri ... 22 ... 10
2/4/21 at Ole Miss ... 26 ... 10
2/28/21 vs. Ole Miss ... 21 ... 16
11/11/21 vs. North Alabama ... 20 ... 10
11/21/21 vs. Winthrop ... 22 10 10(A)
1/20/22 vs. Florida ... 17 ... 10
1/23/22 vs. Ole Miss ... 24 ... 10
1/27/22 at Vanderbilt ... 25 ... 10
1/30/22 at LSU ... 23 ... 12
2/6/22 vs. Texas A&M ... 19 ... 10
2/15/22 vs. Mississippi State ... 16 ... 11
2/20/22 at Arkansas ... 29 ... 10
2/24/22 at Missouri ... 19 ... 12

Laurie Hudgens (1)
2/23/85 vs. Mississippi State ... 10 ... 15

Jennifer Humphrey (16)
12/21/02 vs. Miami (Ohio) ... 15 ... 11
12/23/02 vs. Morris Brown ... 20 ... 13
1/23/03 vs. Ole Miss ... 15 ... 10
11/21/04 vs. Florida A&M ... 12 ... 15
11/25/04 vs. Oregon State ... 12 ... 11
12/5/04 vs. Louisville ... 14 ... 13
12/8/05 vs. Georgetown ... 10 ... 11
2/16/06 vs. Ole Miss ... 10 ... 13
11/29/06 vs. Detroit ... 12 ... 15
12/30/06 vs. Memphis ... 10 ... 12
1/2/07 vs. Texas/Pan American ... 11 ... 16
1/21/07 at Auburn ... 16 ... 20
1/25/07 vs. Mississippi State ... 22 ... 16
2/18/07 vs. Arkansas ... 16 ... 16
2/25/07 at Florida ... 12 ... 13
3/1/07 vs. Arkansas ... 21 ... 19

Alexis Jennings (7)
1/18/15 vs. LSU ... 13 ... 11
11/18/15 vs. Morehead State ... 28 ... 13
1/3/16 vs. Auburn ... 10 ... 11
1/7/16 vs. Alabama ... 12 ... 10
1/10/16 vs. Georgia ... 12 ... 12
2/28/16 vs. Texas A&M ... 15 ... 16
3/25/16 vs. Washington ... 12 ... 10

Shambrica Jones (2)
11/25/02 vs. Southern Illinois ... 13 ... 11
1/25/04 vs. South Carolina ... 16 ... 10

Teonni Key (19)
11/12/24 vs. Wofford ... 11 ... 13
11/18/24 vs. Purdue Fort Wayne ... 12 ... 10
11/26/24 vs. Arizona State ... 16 ... 13
11/27/24 vs. Illinois ... 12 ... 10
12/9/24 vs. Queens ... 12 ... 13
1/2/25 vs. Mississippi State ... 10 ... 13
1/26/25 vs. Arkansas ... 13 ... 11
2/10/25 at Ole Miss ... 18 ... 10
2/13/25 vs. Texas ... 12 ... 10
2/16/25 vs. Georgia ... 14 ... 14
2/27/25 vs. Tennessee ... 18 ... 10
3/23/25 vs. Kansas State ... 13 ... 15
11/9/25 at Buffalo ... 17 ... 12
12/7/25 vs. Central Michigan ... 17 ... 11
1/1/26 at LSU ... 17 ... 16
2/1/26 at Arkansas ... 15 ... 10
2/5/26 vs. Vanderbilt ... 27 ... 12
3/5/26 vs. Georgia ... 14 ... 12
3/23/26 at West Virginia ... 19 ... 10

Karri Koach (1)
1/11/95 at Louisville ... 20 ... 10

Pattresa Leonard (3)
11/28/90 vs. Ohio State ... 11 ... 11
12/7/90 vs. Bradley ... 12 ... 11
2/1/91 vs. Alabama/Birmingham ... 14 ... 11

Liz Lukschu (3)
12/4/80 vs. Cincinnati ... 12 ... 12
1/11/81 at Rutgers ... 23 ... 11
3/14/81 vs. South Carolina ... 30 ... 11

Samantha Mahoney (1)
2/24/05 vs. South Carolina ... 19 ... 12

A`dia Mathies (3)
11/26/10 vs. Murray State ... 26 ... 10
12/7/10 vs. Tennessee Tech ... 17 ... 10
11/15/11 vs. Jacksonville State ... 18 ... 10

LaTonya McDole (10)
2/7/99 vs. Georgia ... 15 ... 10
1/3/02 vs. Mississippi State ... 10 ... 10
11/19/99 at Austin Peay ... 16 ... 10
12/22/99 at Cincinnati ... 19 ... 10
12/28/99 vs. Tennessee/Martin ... 22 ... 14

DOUBLE-DOUBLES

ALL-TIME DOUBLE-DOUBLES BY PLAYER

2/22/00 vs. Louisville ... 18 ... 14

11/21/00 vs. Miami (Ohio) ... 15 ... 12

12/19/00 at Miami (Fla.) ... 12 ... 11
12/22/00 vs. Cincinnati ... 13 ... 14

2/25/01 at Mississippi State ... 22 ... 13

KeKe McKinney (2)
11/13/19 vs. Stetson ... 10 ... 10

11/29/20 vs. Belmont ... 10 ... 10

Laura Meadows (9)
12/8/97 at Western Kentucky ... 18 ... 10

2/11/98 at Georgia ... 13 ... 11

1/20/99 at Louisville ... 10 ... 10

2/11/99 at South Carolina ... 20 ... 11

2/24/99 vs. Ole Miss ... 18 ... 11

11/22/99 at Miami (Ohio) ... 18 ... 11

11/26/99 vs. Clemson ... 16 ... 14

1/13/00 at Vanderbilt ... 21 ... 11

3/2/00 vs. Alabama ... 11 ... 16

Debbie Miller (5)
2/15/85 vs. Florida ... 12 ... 13
11/29/85 vs. Cleveland State ... 19 ... 14

11/28/86 vs. Bowling Green State ... 18 ... 11

3/4/87 vs. Florida ... 12 ... 11
3/5/87 vs. Georgia ... 14 ... 10

Jocelyn Mills (22)
11/25/89 vs. Missouri ... 14 ... 12

12/30/89 at Dayton ... 14 ... 13

11/24/90 vs. Duquesne ... 16 ... 10

12/15/90 vs. Dayton ... 16 ... 10

1/2/91 at Pepperdine ... 13 ... 10

1/27/91 vs. Alabama ... 13 ... 15

2/3/91 vs. Georgia ... 16 ... 14

2/16/91 at Ole Miss ... 12 ... 10
2/21/91 at Eastern Kentucky ... 16 ... 13
2/23/91 vs. Florida ... 13 ... 11
3/2/91 at LSU ... 22 ... 10
2/23/92 vs. Ole Miss ... 19 ... 11

3/7/92 vs. Alabama ... 12 ... 10
3/8/92 vs. Tennessee ... 18 ... 10
12/1/92 vs. Marshall ... 13 ... 11
12/31/92 vs. Kansas ... 11 ... 11

1/19/93 vs. Western Kentucky ... 11 ... 14

2/10/93 at Cincinnati ... 28 ... 11

2/18/93 vs. Eastern Kentucky ... 18 ... 10

2/23/93 vs. Vanderbilt ... 16 ... 11

3/5/93 vs. Mississippi State ... 11 ... 13
3/6/93 vs. Vanderbilt ... 25 ... 10

Tonie Morgan (7)
11/12/25 USC Upstate ... 11...16 (A)

12/7/25 Central Michigan ... 12...11 (A)

1/1/26 at LSU ... 24...12 (A)
1/4/26 Missouri ... 18...14 (A)

1/15/26 Florida ... 26...13 (A)

1/24/26 Georgia ... 10...12 (A)

3/4/26 vs. Arkansas ... 14...10 (A)

Maci Morris (1)
11/12/17 vs. Gardner-Webb ... 10 ... 10

Karen Mosley (14)
11/26/83 vs. Eastern Kentucky ... 19 ... 12
11/27/83 vs. Valdosta State ... 32 ... 14

12/6/83 vs. Indiana ... 15 ... 11
12/10/83 at South Carolina ... 24 ... 11

1/9/84 vs. Middle Tennessee ... 17 ... 13

1/22/84 at Vanderbilt ... 11 ... 13

1/30/84 vs. New Orleans ... 21 ... 11

1/19/85 at Louisville ... 18 ... 11

2/1/85 at New Orleans ... 22 ... 11

2/20/85 vs. Vanderbilt ... 18 ... 12

11/29/85 vs. Cleveland State ... 20 ... 12

1/8/86 vs. Ole Miss ... 10 ... 11

2/2/86 vs. Auburn ... 33 ... 12

2/08/86 vs. Miami (Fla.) ... 10 ... 10

Ruth Mountain (2)
1/13/89 vs. Marshall ... 11 ... 10

1/18/89 at Louisville ... 14 ... 10

Taylor Murray (6)
1/19/17 at LSU ... 11 ... 13

1/30/17 at Missouri ... 18 ... 13

11/16/17 at Montana ... 18 ... 12

1/25/18 vs. Alabama ... 20...10 (A)

2/22/18 at Ole Miss ... 12...10 (A)

11/24/18 vs. North Carolina ... 23...10 (A)

Leslie Nichols (35)
1/6/83 vs. Middle Tennessee ... 15 ... 10

1/18/83 at Alabama ... 23 ... 14

2/2/83 vs. South Carolina ... 16 ... 10

2/12/83 vs. Vanderbilt ... 20 ... 11

2/20/83 at Georgia ... 21 ... 10
2/22/83 at Florida ... 17 ... 14

11/27/83 vs. Valdosta State ... 21...11 (A)
12/2/83 at Ohio State ... 30 ... 11

12/20/83 vs. Alabama ... 14 ... 10

12/28/83 at Detroit ... 19 ... 11

1/7/84 vs. Georgia ... 25 ... 10

1/17/84 vs. Rutgers ... 18 ... 12
1/20/84 vs. Dayton ... 26 ... 15
1/22/84 at Vanderbilt ... 10 ... 12

2/3/84 at Florida ... 27 ... 10

2/20/84 vs. Vanderbilt ... 20 ... 13
2/22/84 vs. National College ... 17 ... 11
2/25/84 vs. Louisville ... 19 ... 16

11/24/84 vs. Morehead State ... 32 ... 13

11/27/84 vs. Ohio State ... 24 ... 13
11/29/84 at Miami (Ohio) ... 26 ... 12
12/1/84 vs. South Carolina ... 22 ... 11

12/21/84 vs. Illinois ... 10 ... 10
12/28/84 at North Carolina State ... 14 ... 10

1/9/85 vs. Dayton ... 16 ... 10

1/26/85 at Florida ... 17 ... 11
1/29/85 vs. Georgia ... 30 ... 13
2/1/85 at New Orleans ... 23 ... 11
2/3/85 at Ole Miss ... 20 ... 14

2/13/85 vs. Tennessee ... 19 ... 13

11/30/85 vs. Middle Tennessee ... 21 ... 12

12/22/85 vs. Western Michigan ... 22 ... 12

1/10/85 at Old Dominion ... 14 ... 10

2/14/86 vs. Louisville ... 18 13 11 (3)

2/26/86 vs. Detroit ... 16...12 (A)

DOUBLE-DOUBLES

ALL-TIME DOUBLE-DOUBLES BY PLAYER

Jordan Obi (4)
11/3/25 Morehead State ..... 15..... 15
12/14/25 at Belmont ..... 13..... 10
1/22/26 at Tennessee ..... 14..... 11
3/4/26 vs. Arkansas ..... 14..... 10

Carly Ormerod (2)
3/19/07 at Ball State ..... 13 ..11 (A)
2/26/09 vs. Georgia ..... 11..... 10

Shantia Owens (8)
11/29/98 vs. UCLA 12 14
2/4/99 vs. Auburn ..... 11..... 10
12/11/99 at Liberty ..... 14..... 11
12/22/99 at Cincinnati ..... 12..... 10
12/28/99 vs. Tennessee/Martin ..... 10..... 10
12/31/99 vs. Xavier ..... 17.....17
1/16/00 vs. Arkansas 19 12
2/22/00 vs. Louisville ..... 18..... 12

Chasity Patterson (1)
12/19/20 vs. Wofford ..... 17..... 10 (S)

Ajae Petty (20)
12/4/22 vs. UNC-Greensboro ..... 10..... 12
12/7/22 at Minnesota ..... 16..... 12
11/7/23 vs. ETSU ..... 12..... 13
11/14/23 vs. Austin Peay ..... 19..... 14
11/19/23 at FGCU ..... 15..... 13
12/3/23 vs. Tennessee Tech ..... 33..... 15
12/6/23 vs. Minnesota ..... 20..... 12
12/10/23 at Louisville ..... 18..... 10
12/31/23 vs. Samford ..... 22..... 13
1/4/24 vs. Arkansas ..... 22..... 19
1/7/24 at Tennessee ..... 14..... 14
1/11/24 vs. Vanderbilt ..... 23..... 21
1/21/24 vs. Missouri ..... 12..... 10
2/1/24 vs. Mississippi State ..... 11..... 10
2/15/24 at Auburn1 13
13
2/18/24 vs. Florida ..... 10..... 11
2/22/24 at Mississippi State ..... 20..... 12
3/3/24 at LSU ..... 13..... 15
3/6/24 vs. Georgia ..... 11..... 14
3/7/24 vs. Tennessee ..... 12..... 11

Bernisha Pinkett (1)
11/28/12 vs. Miami (Ohio) ..... 21..... 10

Sara Potts (4)
12/3/03 vs. Louisville ..... 14..... 11
12/30/03 vs. Austin Peay ..... 21..... 11
3/4/03 vs. Vanderbilt ..... 17..... 11
2/27/05 vs. Arkansas ..... 27..... 10

Stacy Reed (11)
3/6/92 vs. Arkansas ..... 16..... 11
12/1/93 at Detroit ..... 17...12 (A)
1/4/94 at Florida ..... 21..... 11
1/8/94 at South Carolina ..... 23..... 11
1/16/94 vs. Mississippi State ..... 29.....11
2/16/94 at Marshall ..... 11.....11
3/4/94 vs. South Carolina ..... 26.....12
12/4/94 at Ohio State ..... 26.....10
1/11/95 at Louisville ..... 26.....11
1/22/95 vs. Georgia ..... 12.....10
2/22/95 vs. Eastern Kentucky ..... 16.....11

Alyssa Rice (2)
11/26/17 vs. Marshall ..... 19..... 10
12/10/17 Miami (Fla.) ..... 11..... 12

Chrissy Roberts (1)
11/27/93 vs. Georgetown 10 11

Shaunda Roberts (4)
12/16/95 vs. Florida 10 10
12/30/95 vs. North Carolina State ..... 16.....11
1/3/96 vs. Mississippi ..... 25.....12
1/7/96 vs. LSU ..... 17.....12

Eleia Roddy (16)
11/18/05 vs. IUPUI ..... 11..... 12
12/22/05 vs. Tennessee State ..... 10.....10
1/12/06 at Florida ..... 10.....14
2/12/06 at Arkansas ..... 17.....11
12/4/08 at Western Kentucky ..... 15.....11
12/12/08 vs. East Tennessee State ..... 13..... 11
12/14/08 at Louisville ..... 13.....15
12/19/08 vs. Alabama A&M ..... 17.....12
12/21/08 vs. UC Santa Barbara ..... 14.....10
12/30/08 vs. IUPUI ..... 15.....10
1/1/09 vs. North Carolina A&T ..... 13.....10
1/3/09 at Miami (Ohio) ..... 11.....10
1/15/09 at Alabama ..... 19.....10
2/05/09 vs. South Carolina ..... 11.....11
2/12/09 at Auburn ..... 21.....10
3/22/09 at Wisconsin ..... 11.....10

Malinka Salhi (1)
11/28/89 at Ohio State ..... 15... 11 (A)

Tanesha Seaton (1)
11/22/99 at Miami (Ohio) 15 10

Pam Shrum (6)
11/28/87 vs. East Carolina 20 11
12/20/87 vs. Morehead State ..... 23.....10
1/28/88 at Vanderbilt ..... 14.....13
2/5/88 vs. Alabama/Birmingham ..... 23.....13
2/25/88 vs. Middle Tennessee ..... 12.....11
12/18/88 at Illinois ..... 14.....10

Lora Spencer (1)
2/10/88 at Dayton 11 10

DeNesha Stallworth (15)
11/23/12 vs. Morehead St. ..... 10.....10
12/7/12 vs. DePaul ..... 17.....13
12/28/12 vs. Alcorn St. ..... 10.....10
1/3/13 vs. Florida ..... 17.....10
1/6/13 vs. Alabama ..... 19.....10
1/20/13 vs. Auburn ..... 16.....10
1/24/13 vs. South Carolina ..... 12.....10
2/18/13 vs. Texas A&M ..... 12.....12
3/24/13 vs. Navy ..... 18.....11
11/10/13 vs. Wagner ..... 18.....13
11/27/13 vs. Bradley ..... 13.....10
2/9/14 vs. Florida ..... 14.....13
2/13/14 vs. Ole Miss ..... 19.....11
2/23/14 vs. Texas A&M ..... 11.....11
2/27/14 vs. Mississippi State ..... 16.....20

Diane Stephens (2)
2/20/84 vs. Vanderbilt ..... 10.....11
2/06/85 vs. Tennessee Tech ..... 15.....10

Valerie Still (66)
12/1/80 vs. Charleston ..... 26.....10
12/4/80 vs. Cincinnati ..... 28.....11
12/6/80 at Indiana ..... 39.....11
12/10/80 at Murray State ..... 35.....12
1/1/81 vs. Morehead State ..... 14.....15
1/08/81 at Louisville ..... 14.....11

DOUBLE-DOUBLES

ALL-TIME DOUBLE-DOUBLES BY PLAYER

1/11/81	at Rutgers	30	14	
1/13/81	at Western Kentucky	15	14	
1/16/81	vs. James Madison	20	12	
1/17/81	vs. Indiana State	37	19	
1/22/81	vs. Chattanooga	24	10	
1/24/81	vs. South Carolina	26	12	
1/27/81	at Eastern Kentucky	30	19	
1/30/81	vs. Mississippi State	33	10	
1/31/81	vs. Auburn	22	12	
2/10/81	vs. Northern Kentucky	20	14	
3/2/81	vs. Marshall	20	11	
3/13/81	vs. Tennessee	10	15	
3/18/81	vs. Syracuse	18	11	
3/21/81	at Maryland	32	17	
11/30/81	vs. Chattanooga	30	21	
12/5/81	vs. Seton Hall	34	17	
12/10/81	vs. Vanderbilt	18	17	
12/12/81	at Ohio State	25	13	
12/21/81	vs. UCLA	30	14	
12/31/81	vs. Florida	23	15	
1/3/82	vs. Georgia	11	16	
1/05/82	vs. East Carolina	25	11	
1/07/82	vs. Indiana State	33	17	
1/15/82	vs. Cincinnati	32	17	
1/16/82	vs. Southern Illinois	27	16	
1/20/82	at Old Dominion	15	12	
1/23/82	vs. Michigan	27	18	
1/26/82	at Vanderbilt	28	18	
1/28/82	at Tennessee	16	14	
1/31/82	vs. Memphis	13	17	
2/4/82	at Georgia State	24	16	
2/9/82	vs. National College	18	27	
2/13/82	at South Carolina	23	15	
2/18/82	vs. Tennessee	13	15	
2/23/82	vs. Louisville	25	13	
2/26/82	vs. Alabama	23	12	
2/27/82	vs. LSU	34	14	
3/14/82	vs. Illinois	21	13	
3/18/82	vs. South Carolina	29	13	
3/20/82	at Louisiana Tech	20	10	
11/27/82	vs. Cincinnati	17	10	
12/5/82	vs. Miami (Ohio)	30	18	
12/19/82	vs. Charleston	42	20	
12/21/82	vs. Florida	26	11	
1/6/83	vs. Middle Tennessee	21	14	
1/10/83	vs. Tennessee Tech	29	18	
1/14/83	vs. South Florida	22	11	
1/15/83	vs. Arkansas	22	17	
1/18/83	at Alabama	28	13	
1/20/83	at Louisville	33	13	
1/23/83	at Vanderbilt	32	14	
1/30/83	vs. Georgia	20	10	
2/2/83	vs. South Carolina	26	12	
2/5/83	vs. Old Dominion	17	13	
2/16/83	at Rutgers	38	19	
2/18/83	vs. Auburn	21	10	
2/20/83	at Georgia	29	10	
2/22/83	at Florida	18	13	
3/3/83	vs. Auburn	28	16	
3/18/83	vs. Indiana	28	13	

Stephanie Stoglin (1)

12/1/00	vs. Purdue	14	10	

Clara Strack (31)

11/7/24	vs. Northern Kentucky	15	13	
11/12/24	vs. Wofford	16	15	
11/26/24	vs. Arizona State	24	10	
11/27/24	vs. Illinois	25	15	
12/14/24	at Purdue	12	12	
12/28/24	vs. Western Kentucky	21	12	
1/5/25	at Vanderbilt	17	15	
1/19/25	at Georgia	25	12	
1/26/25	vs. Arkansas	17	10	
1/31/25	vs. Alabama	14	14	
2/10/25	at Ole Miss	13	10	
2/20/25	at Missouri	22	12	
2/27/25	vs. Tennessee	23	15	
3/7/25	vs. Oklahoma	12	16	
3/21/25	vs. Liberty	15	10	
11/3/25	vs. Morehead State	15	15	
11/9/25	at Buffalo	27	12	
11/12/25	USC Upstate	18	16	
11/15/25	at Marshall	15	13	
11/18/25	Purdue	17	13	
11/22/25	at Louisville	17	10	
12/28/25	Hofstra	24	11	
1/4/26	Missouri	19	10	
1/11/26	Oklahoma	18	12	
1/18/26	at Mississippi State	10	15	
2/1/26	at Arkansas	33	15	
2/5/26	Vanderbilt	14	15	
2/12/26	Texas A&M	17	13	
3/4/26	Arkansas	20	13	
3/21/26	vs. James Madison	10	14	
3/23/26	at West Virginia	18	15	

Janee Thompson (3)

1/2/15	vs. Alabama	12	10	(A)
11/25/15	vs. Eastern Michigan	16	10	(A)
2/7/16	vs. LSU	16	10	(A)

Katie Vieth (1)

1/8/97	vs. Vanderbilt	10	10	

Jada Walker (1)

11/13/22	vs. Coastal Carolina	21	10	(A)

Samarie Walker (20)

2/20/12	vs. Vanderbilt	15	12	
3/19/12	vs. Green Bay	15	13	
3/25/12	vs. Gonzaga	16	12	
11/23-12	vs. Morehead St.	15	13	
2/7/12	vs. DePaul	18	10	
12/21/12	vs. UC Santa Barbara	12	10	
12/28/12	vs. Alcorn State	21	14	
1/6/13	vs. Alabama	15	13	
1/27/13	vs. LSU	10	13	
2/3/13	vs. Georgia	12	11	
2/10/13	vs. Vanderbilt	10	13	
11/17/13	vs. Central Michigan	10	11	
11/21/13	vs. Lipscomb	10	14	
11/27/13	vs. Bradley	22	14	
1/2/14	vs. Alabama	12	13	
1/5/14	vs. Florida	10	12	
1/12/14	vs. Missouri	10	13	
1/19/14	vs. Auburn	13	10	
2/9/14	vs. Florida	10	12	
3/22/14	vs. Wright State	12	14	

Lydia Watkins (1)

3/21/08	vs. Middle Tennessee	16	16	

Jodi Whitaker (5)

2/8/86	vs. Miami (Fla.)	16	12	(A)
11/28/87	vs. East Carolina	16	14	(A)
12/1/87	vs. Eastern Kentucky	16	11	(A)
2/23/88	vs. LSU	22	10	
2/29/88	vs. Virginia Tech	17	10	(A)

Lea Wise (2)

1/23/82	vs. Michigan	14	10	(A)
2/28/82	vs. Tennessee	11	12	(A)

DOUBLE-DOUBLES

ALL-TIME DOUBLE-DOUBLES BY PLAYER

Tatyana Wyatt (1)
12/05/17 vs. Evansville ..... 20.....10

Games grouped together are consecutive double-doubles

STREAKS

OVERALL WIN STREAK

No.	Began	Ended
17	Nov. 17, 2012 vs. High Point (H) 80-46	Jan. 24, 2013 vs. South Carolina (A) 50-55
11	Nov. 13, 2015 vs. Rice (H) 72-39	Jan. 3, 2016 vs. Auburn (A) 61-66
11	Nov. 8, 2013 at Marist (A) 75-61	Dec. 22, 2013 vs. Duke (H) 61-69
11	Nov. 13, 2009 vs. Boston (H) 92-58	Dec. 28, 2009 vs. MTSU (A) 51-57
11	Jan. 6, 1983 vs. Middle Tennessee (H) 73-68	Feb. 9, 1983 vs. Tennessee (H) 85-95
10	Feb. 13, 2022 at Alabama (A) 67-63	March 19, 2022 vs. Princeton (N) 69-62
10	Nov. 5, 2019 vs. Mount St. Mary's (H) 67-44	Dec. 15, 2019 vs. UofL (H) 67-66
10	Jan. 1, 2012 vs. Florida (A) 59-56	Feb. 5, 2012 vs. LSU (A) 51-61
10	Nov. 11, 2011 vs. Morehead State (A) 96-60	Dec. 18, 2011 vs. Notre Dame (A) 83-92
10	Jan. 5, 1980 vs. South Carolina State (A) 87-72	Feb. 2, 1980 vs. Tennessee (H) 83-91
9	Dec. 9 2024 vs. Queens (H) 87-45	Jan. 23, 2025 at Texas A&M (A) 55-61
9	Nov. 7, 2018 vs. Alabama State (H) 87-35	Dec. 9, 2018 at Louisville (A) 75-80
9	Nov. 30, 1989 vs. Miami (OH) (A) 61-56	Jan. 7, 1990 vs. Vanderbilt (A) 70-79
9	Dec. 1, 1980 vs. Charleston (H) 94-57	Jan. 11, 1981 vs. Rutgers (A) 67-69
8	**Nov. 28, 2025 vs. Morgan State (N) 101-39**	**Jan. 8, 2026 at Alabama (A) 51-64**
8	Jan. 17, 2010 vs. Alabama (H) 88-63	Feb. 14, 2010 vs. Vanderbilt (A) 55-68
8	Dec. 8, 2006 vs. Alabama State (H) 75-46	Jan. 6, 2007 vs. Ohio State (A) 51-53
8	Nov. 18, 2005 vs. IUPUI (H) 81-52	Dec. 18, 2005 vs. #3 LSU (H) 36-66
8	Dec. 5, 1990 vs. Miami (OH) (H) 72-68	Jan. 6, 1991 vs. LSU (A) 74-78
8	Nov. 11, 1982 vs. East Carolina (H) 78-67	Jan. 3, 1983 vs. Memphis State (A) 71-75
8	Feb. 10, 1980 vs. Auburn (N) 88-59	March 6, 1980 vs. N.C. State (A) 63-71
7	**Nov. 3, 2025 vs. Morehead State (H) 75-59**	**Nov. 28, 2025 vs. Maryland (N) 66-74**
7	Nov. 4, 2024 vs. USC Upstate (H) 98-43	Dec. 5, 2024 at UNC (A) 53-72
7	Dec. 3, 1987 vs. Ohio State (H) 68-51	Jan. 4, 1998 vs. Florida (A) 58-100
7	Dec. 20, 1992 vs. Chicago State (N) 95-33	Jan. 16, 1993 vs. Auburn (H) 49-52
7	March 22, 1990 vs. Maine (N) 76-66	Dec. 2, 1990 vs. Indiana (A) 64-80
7	Feb. 20, 1982 vs. Florida (A) 89-87	March 20, 1982 vs. La. Tech (A) 60-82
7	Dec. 21, 1981 vs. UCLA (H) 83-72	Jan. 20, 1982 vs. Old Dominion (A) 68-91
7	Jan. 13, 1981 vs. Western Kentucky (A) 77-70	Jan. 31, 1981 vs. Auburn (N) 66-70
7	Jan. 13, 2011 vs. South Carolina (H) 66-48	Feb. 7, 2011 vs. Tennessee (H) 67-73
7	Nov. 5, 2017 vs. Southern Indiana (H) 87-56	Nov. 30, 2017 at Baylor (A) 90-63

HOME COURT WIN STREAK

No.	Began	Ended
34	Feb. 13, 2011 vs. LSU 49-47	Feb. 3, 2013 vs. Georgia 71-75
30	Feb. 12, 1980 vs. Northern Kentucky 62-61	Jan. 31, 1982 vs. Memphis State 69-70
25	March 19, 2009 vs. Chattanooga 81-76	Jan. 9, 2011 vs. Georgia 59-61
19	Feb. 23, 1982 vs. Louisville 84-80	Feb. 9, 1983 vs. Tennessee 85-95
14	Jan. 31, 1990 vs. Eastern Kentucky 80-59	Jan. 27, 1991 vs. Alabama 65-72
13	Jan. 30, 1984 vs. New Orleans 85-68	Jan. 13, 1985 vs. Old Dominion 63-64
13	March 2, 2014 vs. Vanderbilt 65-63	Jan. 29, 2015 vs. Tennessee 72-73
12	Nov. 4, 2024 vs. USC Upstate (H) 98-43	Feb. 13, 2025 vs. Texas 49-67
11	Nov. 07, 2018 vs. Alabama State 87-35	Jan. 03, 2019 vs. Ole Miss 49-55
11	Feb. 7, 1987 vs. Alabama 89-80	Jan. 7, 1988 vs. Mississippi State 61-68
11	Feb. 10, 1979 vs. Detroit 80-61	Feb. 2, 1980 vs. Tennessee 83-91
10	**Nov. 3, 2025 vs. Morehead State 75-59**	**Jan. 15, 2026 vs. Georgia 67-72**
10	Nov. 19, 2004 vs. Butler 82-44	Jan. 27, 2005 vs. Vanderbilt 67-73

BIGGEST WINS

Margin	Opponent (Site)	Score	Date
+77	Kentucky State (H)	121-44	Nov. 24, 1989
+75	Jacksonville State (H)	100-25	Nov. 15, 2011
+74	Morris Brown (H)	106-32	Dec. 23, 2002
+72	Arkansas-Pine Bluff (H)	107-35	Dec. 21, 2010
+68	Jackson State (H)	92-24	Nov. 29, 2015
+67	Lipscomb (H)	116-49	Nov. 21, 2013
+67	Alcorn State (H)	90-23	Dec. 28, 2012
+66	USC Upstate (H)	100-34	Nov. 25, 2012
+65	Georgia Southern (H)	103-38	Nov. 13, 2013
+63	Grambling State (H)	109-46	Dec. 29, 2013
+63	National College (H)	109-46	Feb. 22, 1984
+62	**Morgan State (N)**	**101-39**	**Nov. 28, 2025**
+62	Chicago State (N)	95-33	Dec. 20, 1992
+61	Wofford College	98-37	Dec. 19, 2020
+60	**USC Upstate (H)**	**90-30**	**Nov. 12, 2025**
+60	Western Carolina (H)	99-39	Dec. 18, 2018
+60	Tennessee State (H)	105-45	Dec. 22, 2005
+59	Southern Utah (H)	98-39	Jan. 17, 1990
+58	**Monmouth (H)**	**104-46**	**Nov. 6, 2025**
+58	Arkansas-Pine Bluff (H)	101-43	Dec. 12, 2011
+56	Charleston Southern (H)	89-33	Dec. 10, 2004
+56	Western Kentucky (H)	99-43	Jan. 14, 1980
+55	USC Upstate (H)	98-43	Nov. 4, 2024
+55	Winthrop (H)	91-36	Dec. 11, 2019
+55	Morehead State (H)	112-57	Nov. 18, 2015
+55	Nicholls State (H)	106-51	Dec. 21, 2004
+55	Winthrop (H)	94-39	Jan. 3, 2000
+55	Miami (Fla.) (H)	108-53	Feb. 8, 1986
+54	UNC Asheville (H)	85-31	March 19, 2016
+54	Miami (Ohio) (H)	107-53	Dec. 1, 2009
+53	Mississippi State (H)	100-47	Jan. 17, 2013
+52	Alabama State (H)	87-35	Nov. 11, 2018
+52	Florida A&M (H)	91-39	Dec. 13, 2009
+51	Bellarmine (N/A)	83-32	Jan. 10, 1975
+50	Indiana (H)	102-52	Dec. 15, 1979
+50	Southern University (H)	91-41	Nov. 11, 2018

BIGGEST SEC WINS

Margin	Opponent (Site)	Score	Date
+53	Mississippi State (H)	100-47	Jan. 17, 2013
+48	Mississippi State (H)	88-40	Jan. 8, 2012
+44	Auburn (H)	97-53	Jan. 20, 2013
+42	Ole Miss (A)	94-52	Feb. 20, 2020
+36	Mississippi State (A)	76-40	Feb. 26, 2012
+32	Ole Miss (H)	89-57	Jan. 26, 2017
+31	Auburn (H)	69-38	Feb. 3, 2011
+30	**Arkansas (N)**	**94-64**	**March 4, 2026**
+30	Ole Miss (H)	108-78	Feb. 13, 2014
+29	Georgia (H)	84-55	Feb.16, 2025
+29	Arkansas (A)	79-50	Feb. 12, 2006
+29	Auburn (N)	88-59	Feb. 10, 1980
+28	South Carolina (H)	93-65	Feb. 21, 1999
+28	Auburn (H)	90-68	Feb. 27, 2022
+27	Alabama (A)	104-77	Jan. 18, 1983
+27	Arkansas (H)	87-60	Feb. 18, 2007
+26	Florida (H)	77-51	Feb. 18, 2010

BIGGEST LOSSES

Margin	Opponent (Site)	Score	Date
-79	Australian National	40-119	Feb. 1, 1974
-72	Tennessee (H)	38-110	Jan. 21, 2001
-62	South Carolina (A)	36-98	Jan. 15, 2024
-54	Tennessee (A)	53-107	Nov. 13, 1976
-49	Delta State (A)	40-89	Dec. 19, 1976
-48	South Carolina (H)	55-103	Feb. 25, 2024
-46	Georgia (A)	67-113	Feb. 23, 1986
-44	Tennessee (A)	39-83	Jan. 27, 2001
-44	Tennessee (A)	57-101	Jan. 21, 1989
-44	Tennessee (N)	66-100	March 5, 1988
-42	Florida (A)	58-100	Jan. 4, 1998
-42	Auburn (A)	46-88	Feb. 10, 1996

BIGGEST COMEBACKS

1. -19 ..... Miami (Ohio), 53-34, 16:27 in second half, (won, 77-71) 11/21/00
2. -18 ..... Miami (Ohio), 14:35 in second half, (won, 108-102, OT) 12/21/02
   -18 Middle Tenn., 31-13, 3:54 in first half (also down 46-29, 14:29 in second half) (won, 68-66) 1/8/89
4. -17 ..... Oregon State, 38-21, 2:29 in first half (won 73-70) 11/25/04
   -17 ..... WKU, 30-47, 17:09 in second half, (won 76-63) 12/22/03
   -17 ..... Villanova, 19-2, 11:52 in first half (won 63-54) 12/29/96
7. -16 ..... Florida, 30-14, 8:09 in the first half (won 81-75) 01/15/23
   -16 ..... Louisville, 32-16, 6:44 in first half (won 77-68) 12/7/14
   -16 ..... South Carolina, 30-46 in second half, (won, 78-74) 2/14/13
   -16 ..... Vanderbilt, 53-37, 11:19 in second half (won, 74-68) 1/6/89
   -16 ..... Ole Miss, 24-8, 6:51 in first half (won, 69-61) 2/8/07
11. -15 ..... Mississippi State, 54-39, 15:18 in second half (won, 76-67) 3/6/15
    -15 ..... South Carolina, 45-30, 4:45 in third quarter (won, 64-62) 03/06/22

STREAKS

-15 ..... Mississippi State, 72-57, 7:10 in fourth quarter (won, 81-74) 2/15/22
12.-14 ..... Baylor, 40-26, 18:31 in the second half (won, 74-64) 11/17/14
-14 ..... Louisville, 21-7, 11:16 in first half (won 69-64) 12/1/13
-14 ..... Louisville, 35-21, 15:08 in second half (won, 48-47) 2/2/12
-14 ..... Florida, 20-6, 12:46 in first half (won, 71-67) 3/2/12
-14 ..... Mississippi St., 40-26, 18:52 in second half, (won, 76-65) 3/6/10
-14 ..... Xavier, 40-26, 18:49 in second half (won, 67-62) 3/24/05
-14 ..... Toledo, 32-18, 5:43 in second half (won, 85-76) 3/24/90
-14 ..... Auburn, 22-8, 8:36 in first half (won 91-90 2OT) 2/2/86
-14 ..... Indiana, 28-14, 6:44 in second quarter (won 72-68) 12/6/2020


WOMEN'S BASKETBALL
CHAMPIONS
AWARDS & HONORS
SOUTHEASTERN
SEC
CONFERENCE

AWARDS & HONORS

ALL-AMERICANS

Pam Browning
1977 ..... Street & Smith's (First Team)

Valerie Still
1980 ..... Street & Smith's (HM)
1981 ..... Kodak (Third Team)
1981 ..... Street & Smith's (First Team)
1982 ..... Street & Smith's (First Team)
1982 ..... Kodak (First Team)
1982 ..... AWSF (First Team)
1982 ..... Street & Smith's (First Team)
1982 ..... Basketball Weekly
1983 ..... Street & Smith's (First Team)
1983 ..... Kodak (First Team)
1983 ..... Basketball Weekly

Victoria Dunlap
2010 ..... WBCA (First Team)
2010 ..... USBWA (First Team)
2010 ..... AP (Third Team)
2010 ..... Full Court (Second Team)
2010 ..... NetScouts Basketball (Second Team)
2011 ..... AP (Third Team)

A'dia Mathies
2012 ..... College Sports Madness (Fourth Team)
2012 ..... AP (Third Team)
2012 ..... Full Court (Second Team)
2012 ..... USBWA (First Team)
2012 ..... Sporting News (Second Team)
2013 ..... AP (Second Team)
2013 ..... Full Court (Second Team)
2013 ..... WBCA (Honorable Mention)

Jennifer O'Neil
2014 ..... AP (HM)

Makayla Epps
2015 ..... AP (HM)
2016 ..... AP (HM)
2016 ..... WBCA (HM)
2016 ..... College Sports Madness (First Team)
2017 ..... AP (HM)
2017 ..... WBCA (HM)

Evelyn Akhator
2017 ..... Evelyn Akhator (Honorable Mention, AP)

Maci Morris
2019 ..... WBCA (HM)

Rhyne Howard
2019 ..... WBCA (HM)
2020 ..... AP (First Team)
2020 ..... USBWA (First Team)
2020 ..... Wooden Award (First Team)
2020 ..... WBCA (HM)
2021 ..... AP (First Team)
2021 ..... USBWA (First Team)
2021 ..... Wooden Award (First Team)
2021 ..... WBCA (First Team)
2022 ..... AP (First Team)
2022 ..... USBWA (First Team)
2022 ..... Wooden Award (First Team)
2022 ..... WBCA (First Team)

Georgia Amoore
2025 ..... WBCA (First Team)
2025 ..... Wooden Award (First Team)
2025 ..... AP (Second Team)
2025 ..... USBWA (Second Team)
2025 ..... The Sporting News (Second Team)

Clara Strack
2026 ..... USBWA (HM)
2026 ..... Associated Press (HM)
2026 ..... USA Today (Second Team)

NWIT ALL-AMERICANS

1978 ..... Maria Donhoff (NWIT)
1990 ..... Vanessa Foster-Sutton (NWIT)
1990 ..... Kristi Cushenberry (NWIT)

WBCA ALL-REGION 3 TEAM

2010 ..... Victoria Dunlap
2011 ..... Victoria Dunlap
2012 ..... A'dia Mathies
2013 ..... A'dia Mathies
2014 ..... DeNesha Stallworth
2016 ..... Makayla Epps
2019 ..... Maci Morris
2019 ..... Rhyne Howard
2020 ..... Rhyne Howard
2021 ..... Rhyne Howard
2022 ..... Rhyne Howard
2025 ..... Georgia Amoore

FRESHMAN ALL-AMERICANS

1980 ..... Valerie Still
2010 ..... A'dia Mathies (Second Team, Full Court)
2010 ..... A'dia Mathies (Gballmag.com)
2012 ..... Bria Goss (First Team, Full Court)

NATIONAL FRESHMAN OF THE YEAR

2019 ..... Rhyne Howard (ESPNW)
2019 ..... Rhyne Howard (USBWA)
2019 ..... Rhyne Howard (WBCA)

ACADEMIC AWARDS

1999 ..... Tiffany Wait (Second Team, GTE CoSIDA)
2000 ..... Tiffany Wait (Second Team, GTE CoSIDA)
2000 Tiffany Wait (McWhorter Scholar-Athlete of the Year, Finalist)
2008 Chelsea Chowning (District 4 Third Team, ESPN The Magazine)
2011 Carly Morrow (District 4 Third Team, Capital One)
2014 ..... Kastine Evans (District 2, CoSIDA)

SEC ACADEMIC HONOR ROLL

2026 ..... Lexi Blue
2026 ..... Gabby Brooks
2026 ..... Amelia Hassett
2026 ..... Teonni Key
2026 ..... Jordan Obi
2026 ..... Dominika Paurova
2026 ..... Clara Strack
2025 ..... Cassidy Rowe
2024 ..... Amiya Jenkins
2024 ..... Emma King
2024 ..... Nyah Leveretter
2024 ..... Ajae Petty
2024 ..... Cassidy Rowe
2024 ..... Maddie Scherr
2024 ..... Saniah Tyler
2023 ..... Robyn Benton
2023 ..... Blair Green
2023 ..... Emma King
2023 ..... Nyah Leveretter
2023 ..... Jada Walker
2022 ..... Robyn Benton
2022 ..... Blair Green
2022 ..... Treasure Hunt
2022 ..... Emma King
2022 ..... Nyah Leveretter
2022 ..... Olivia Owens
2021 ..... Blair Green
2021 ..... Dre'una Edwards
2021 ..... Emma King
2021 ..... Keke McKinney
2021 ..... Chasity Patterson
2021 ..... Kameron Roach
2021 ..... Tatyana Watt
2020 ..... Ogechi Anyagaligbo
2020 ..... Blair Green
2020 ..... Sabrina Haines
2020 ..... KeKe McKinney
2020 ..... Amanda Paschal
2020 ..... Kameron Roach
2020 ..... Jaida Roper
2020 ..... Tayana Wyatt
2019 ..... Ogechi Anyagaligbo
2019 ..... LaShae Halsel
2019 ..... KeKe McKinney
2019 ..... Maci Morris
2019 ..... Taylor Murray
2019 ..... Amanda Paschal
2019 ..... Paige Poffenberger
2019 ..... Kameron Roach
2019 ..... Jaida Roper
2019 ..... Tatyana Wyatt
2018 ..... Makenzie Cann
2018 ..... Jessica Hardin
2018 ..... Maci Morris
2018 ..... Taylor Murray
2018 ..... Paige Poffenberger
2018 ..... Alyssa Rice
2018 ..... Jaida Roper
2017 ..... Evelyn Akhator
2017 ..... Makenzie Cann
2017 ..... Makayla Epps
2017 ..... Jessica Hardin
2017 ..... Maci Morris
2017 ..... Taylor Murray
2017 ..... Rachel Potter
2017 ..... Alyssa Rice
2016 ..... Ivana Jakubcova
2016 ..... Alyssa Rice
2016 ..... Janee Thompson
2015 ..... Azia Bishop
2015 ..... Makayla Epps
2015 ..... Bira Goss
2015 ..... Linnae Harper
2015 ..... Jelleah Sidney
2015 ..... Janee Thompson
2014 ..... Azia Bishop
2014 ..... Samantha Drake
2014 ..... Kastine Evans
2014 ..... Jelléah Sidney
2014 ..... DeNesha Stallworth
2014 ..... Janee Thompson
2013 ..... Kastine Evans
2013 ..... Brittany Henderson
2013 ..... DeNesha Stallworth
2012 ..... Kastine Evans
2012 ..... Amber Smith
2012 ..... Keyla Snowden
2011 ..... Carly Morrow
2011 ..... Keyla Snowden
2010 ..... Carly Morrow
2010 ..... Keyla Snowden

AWARDS & HONORS

2010 . . . . . Anna Cole
2009 . . . . . Carly Morrow
2009 . . . . . Carly Ormerod
2009 . . . . . Eleia Roddy
2008 . . . . . Chanté Bowman
2008 . . . . . Chelsea Chowning
2008 . . . . . Sarah Elliott
2008 . . . . . Carly Morrow
2008 . . . . . Carly Ormerod
2008 . . . . . Eleia Roddy
2008 . . . . . Amber Smith
2007 . . . . . Chanté Bowman
2007 . . . . . Jennifer Humphrey
2007 . . . . . Samantha Mahoney
2007 . . . . . Carly Ormerod
2007 . . . . . Jenny Pfeiffer
2006 . . . . . Jennifer Humphrey
2006 . . . . . Samantha Mahoney
2006 . . . . . Carly Ormerod
2006 . . . . . Eleia Roddy
2006 . . . . . Oreonna Taylor
2005 . . . . . Sara Potts
2005 . . . . . Jennifer Humphrey
2004 . . . . . Jenerrie Everette
2004 . . . . . Jennifer Goin
2004 . . . . . Kristen Grassi
2004 . . . . . Sara Potts
2003 . . . . . Kristin Connolly
2003 . . . . . Jennifer Schultz
2003 . . . . . Jenny Pfeiffer
2001 . . . . . Stephanie Christman
2001 . . . . . Tiffany Wait
2001 . . . . . Katie Vieth
2001 . . . . . Natalie Martinez
2001 . . . . . Laura Meadows
2000 . . . . . Carolyn Alexander
2000 . . . . . Natalie Martinez
2000 . . . . . Laura Meadows
2000 . . . . . Katie Vieth
2000 . . . . . Tiffany Wait
1999 . . . . . Laura Meadows
1999 . . . . . Katie Vieth
1999 . . . . . Tiffany Wait
1998 . . . . . Tiffany Wait
1997 . . . . . Tiffany Wait
1996 . . . . . Julie Swarens- Beickman
1995 . . . . . Karri Koach
1995 . . . . . Julie Swarens-Beickman
1994 . . . . . Jennifer Gray
1994 . . . . . Karri Koach
1994 . . . . . Julie Swarens
1994 . . . . . Stacey Reed
1993 . . . . . Jennifer Gray
1993 . . . . . Karri Koach
1993 . . . . . Cathy Proctor
1992 . . . . . Kristi Cushenberry
1992 . . . . . Jennifer Gray
1992 . . . . . Stacy McIntyre
1992 . . . . . Rebekah Reasor
1991 . . . . . Mia Daniel
1991 . . . . . Cathy Proctor
1990 . . . . . Vanessa Foster-Sutton
1986 . . . . . Laurie Hudgens
1986 . . . . . Michelle Miller
1985 . . . . . Michelle Miller
1985 . . . . . Diane Stephens
1984 . . . . . Donna Martin
1984 . . . . . Jody Runge

SEC FIRST-YEAR ACADEMIC HONOR ROLL

2005 . . . . . Carly Ormerod
2005 . . . . . Oreonna Taylor
2008 . . . . . Amber Smith
2008 . . . . . Carly Morrow
2011 . . . . . Katine Evans
2011 . . . . . Jennifer O'Neill
2013 . . . . . Janee Thompson
2014 . . . . . Makayla Epps
2014 . . . . . Linnae Harper
2015 . . . . . Jaycee Coe
2015 . . . . . Ivana Jakubcova
2015 . . . . . Alexis Jennings
2015 . . . . . Alyssa Rice
2016 . . . . . Evelyn Akhator
2016 . . . . . Batouly Camara
2016 . . . . . Makenzie Cann
2016 . . . . . Maci Morris
2016 . . . . . Taylor Murray
2017 . . . . . Ogechi Anyagaligbo
2017 . . . . . LaShae Halsel
2017 . . . . . Paige Poffenberger
2017 . . . . . Jaida Roper
2018 . . . . . Dorie Harrison
2018 . . . . . Kameron Roach
2018 . . . . . Tatyana Wyatt
2018 . . . . . KeKe McKinney
2019 . . . . . Blair Green
2019 . . . . . Sabrina Haines
2019 . . . . . Nae Nae Cole
2020 . . . . . Dre'una Edwards
2020 . . . . . Chasity Patterson
2020 . . . . . Emma King
2021 . . . . . Robyn Benton
2021 . . . . . Treasure Hunt
2021 . . . . . Nyah Leveretter
2023 . . . . . Adebola Adeyeye
2023 . . . . . Ajae Petty
2023 . . . . . Cassidy Rowe
2023 . . . . . Eniya Russell
2023 . . . . . Maddie Scherr
2023 . . . . . Zennia Thomas
2025 . . . . . Lexi Blue
2025 . . . . . Gabby Brooks
2025 . . . . . Amelia Hassett
2025 . . . . . Teonni Key
2025 . . . . . Dazia Lawrence
2025 . . . . . Jordan Obi
2025 . . . . . Dominka Paurová
2025 . . . . . Clara Strack

SEC COMMUNITY SERVICE TEAM

1999 . . . . . Tiffany Wait
2000 . . . . . Laura Meadows
2001 . . . . . LaTonya McDole
2002 . . . . . SeSe Helm
2003 . . . . . SeSe Helm
2004 . . . . . Shambrica Jones
2005 . . . . . Afton Perry
2006 . . . . . Stephanie Stumbo
2007 . . . . . Eleia Roddy
2008 . . . . . Samantha Mahoney
2009 . . . . . Carly Ormerod
2010 . . . . . Carly Morrow
2011 . . . . . Victoria Dunlap
2012 . . . . . Keyla Snowden
2013 . . . . . Kastine Evans
2014 . . . . . Kastine Evans
2015 . . . . . Bria Goss
2016 . . . . . Janee Thompson
2017 . . . . . Alyssa Rice
2018 . . . . . Makenzie Cann
2019 . . . . . Maci Morris
2020 . . . . . KeKe McKinney
2021 . . . . . Team Award
2022 . . . . . Olivia Owens
2023 . . . . . Blair Green
2024 . . . . . Emma King
2025 . . . . . Dazia Lawrence
2026 . . . . . Tonie Morgan

ALLSTATE WBCA GOOD WORKS TEAM

2014 . . . . . Kastine Evans
2015 . . . . . Bria Goss

SEC PLAYERS OF THE WEEK

Jan. 27, 1987 . . . . . Sandy Harding
Feb. 13, 1989 . . . . . Jodie Whitaker
March 1, 1993 . . . . . Jocelyn Mills
Jan. 24, 1994 . . . . . Stacey Reed
Dec. 15, 1998 . . . . . Jaye Barnes
Feb. 8, 1999 . . . . . Tiffany Wait
Jan. 3, 2000 . . . . . LaTonya McDole
Nov. 24, 2003 . . . . . SeSe Helm
Jan. 17, 2005 . . . . . Sarah Elliott
Jan. 5, 2009 . . . . . Victoria Dunlap
Dec. 14, 2009 . . . . . Victoria Dunlap
Jan. 25, 2010 . . . . . Victoria Dunlap
Feb. 1, 2010 . . . . . Victoria Dunlap
Feb. 15, 2010 . . . . . Victoria Dunlap
Nov. 22, 2010 . . . . . Victoria Dunlap
Dec. 13, 2010 . . . . . Victoria Dunlap
Dec. 27, 2010 . . . . . Keyla Snowden
Nov. 28, 2011 . . . . . A'dia Mathies
Dec. 6, 2011 . . . . . A'dia Mathies
Jan. 9, 2011 . . . . . A'dia Mathies
Dec. 10, 2012 . . . . . DeNesha Stallworth
Jan. 21, 2013 . . . . . A'dia Mathies
Feb. 11, 2013 . . . . . A'dia Mathies
Dec. 2, 2013 . . . . . DeNesha Stallworth
Dec. 9, 2013 . . . . . Jennifer O'Neill
Feb. 17, 2014 . . . . . Jennifer O'Neill
Dec. 8, 2014 . . . . . Janee Thompson
Jan. 5, 2015 . . . . . Janee Thompson
Feb. 16, 2015 . . . . . Makayla Epps
Dec. 15, 2015 . . . . . Makayla Epps
Feb. 29, 2015 . . . . . Evelyn Akhator
Nov. 15, 2016 . . . . . Evelyn Akhator
Dec. 6, 2016 . . . . . Makayla Epps
Dec. 27, 2016 . . . . . Evelyn Akhator
Jan. 17, 2017 . . . . . Evelyn Akhator
Nov. 27, 2018 . . . . . Taylor Murray
Dec. 10, 2019 . . . . . Rhyne Howard
Jan. 7, 2019 . . . . . Rhyne Howard
Jan. 12, 2019 . . . . . Rhyne Howard
Feb. 18, 2019 . . . . . Rhyne Howard
Jan. 5, 2021 . . . . . Rhyne Howard
Feb. 28, 2022 . . . . . Rhyne Howard
Dec. 5, 2023 . . . . . Ajae Petty
Jan. 7, 2025 . . . . . Georgia Amoore
Feb. 4, 2025 . . . . . Georgia Amoore
Jan. 6, 2026 . . . . . Tonie Morgan
Feb. 17, 2026 . . . . . Clara Strack

SEC FRESHMAN OF THE WEEK

Dec. 12, 2005 . . . . . Carly Ormerod
Feb. 13, 2006 . . . . . Carly Ormerod
Nov. 25, 2007 . . . . . Victoria Dunlap
Dec. 30, 2007 . . . . . Amber Smith

AWARDS & HONORS

Jan. 13, 2008 . . . . . Victoria Dunlap
Feb. 10, 2008 . . . . . Victoria Dunlap
Nov. 30, 2009 . . . . . A'dia Mathies
Jan. 25, 2010 . . . . . A'dia Mathies
Feb. 15, 2010 . . . . . A'dia Mathies
Jan. 17, 2011 . . . . . Bernisha Pinkett
Jan. 24, 2011 . . . . . Jennifer O'Neill
Nov. 14, 2011 . . . . . Bria Goss
Dec. 6, 2011 . . . . . Bria Goss
Jan. 16, 2012 . . . . . Bria Goss
Feb. 20, 2012 . . . . . Bria Goss
Dec. 16, 2013 . . . . . Linnae Harper
Dec. 29, 2014 . . . . . Alexis Jennings
Jan. 30, 2018 . . . . . Dorie Harrison
Nov. 13, 2018 . . . . . Rhyne Howard
Nov. 27, 2018 . . . . . Rhyne Howard
Dec. 11, 2018 . . . . . Rhyne Howard
Dec. 23, 2018 . . . . . Rhyne Howard
Jan. 8, 2019 . . . . . Rhyne Howard
Feb. 12, 2019 . . . . . Rhyne Howard
Feb. 19 2019 . . . . . Rhyne Howard
Feb. 26, 2019 . . . . . Rhyne Howard
Feb. 21, 2022 . . . . . Jada Walker
Nov. 12, 2024 . . . . . Clara Silva

The SEC began a Freshman of the Week in 2005-06

FRANK G. HAM SOCIETY OF CHARACTER

1999 . . . . . Tiffany Wait
2000 . . . . . Katie Vieth
2006 . . . . . Stephanie Stumbo
2008 . . . . . Chanté Bowman
2008 . . . . . Carly Ormerod
2010 . . . . . Carly Morrow
2013 . . . . . Kastine Evans
2015 . . . . . Bria Goss
2017 . . . . . Evelyn Akhator, Alyssa Rice
2019 . . . . . Taylor Murray
2020 . . . . . KeKe McKinney, Kameron Roach
2021 . . . . . Blair Green
2022 . . . . . Olivia Owens
2023 . . . . . Nyah Leveretter

SEC COACH OF THE YEAR

2006 . . . . . Mickie DeMoss (AP)
2006 . . . . . Mickie DeMoss (Coaches)
2010 . . . . . Matthew Mitchell (AP)
2010 . . . . . Matthew Mitchell (Coaches)
2012 . . . . . Matthew Mitchell (AP)
2019 . . . . . Matthew Mitchell (Coaches)

SEC PLAYER OF THE YEAR

2010 . . . . . Victoria Dunlap (AP)
2010 . . . . . Victoria Dunlap (Coaches)
2011 . . . . . Victoria Dunlap (AP)
2012 . . . . . A'dia Mathies (AP)
2012 . . . . . A'dia Mathies (Coaches)
2013 . . . . . A'dia Mathies (AP)
2013 . . . . . A'dia Mathies (Co-Coaches)
2020 . . . . . Rhyne Howard (Coaches)
2021 . . . . . Rhyne Howard (Coaches)

SEC FRESHMAN OF THE YEAR

2010 . . . . . A'dia Mathies (Coaches)
2012 . . . . . Bria Goss (AP)
2012 . . . . . Bria Goss (Coaches)
2018 . . . . . Rhyne Howard (AP)
2018 . . . . . Rhyne Howard (Coaches)

SEC 6TH WOMAN OF THE YEAR

2012 . . . . . Keyla Snowden*
2014 . . . . . Jennifer O'Neill*
2015 . . . . . Jennifer O'Neill
2020 . . . . . Chasity Patterson

**Co-Player of the Year*

SEC NEWCOMER OF THE YEAR

2025 . . . . . Georgia Amoore

The SEC began the Newcomer of the Year in 2025

SEC DEFENSIVE PLAYER OF THE YEAR

2011 . . . . . Victoria Dunlap
2025 . . . . . Clara Strack

SEC ALL-DEFENSIVE TEAM

2010 . . . . . Victoria Dunlap
2011 . . . . . Victoria Dunlap
2011 . . . . . A'dia Mathies
2012 . . . . . A'dia Mathies
2013 . . . . . Samarie Walker
2018 . . . . . Taylor Murray
2019 . . . . . Taylor Murray
2020 . . . . . Rhyne Howard
2021 . . . . . Chasity Patterson
2025 . . . . . Clara Strack
2026 . . . . . Clara Strack

SEC SCHOLAR-ATHLETE OF THE YEAR

2008 . . . . . Chelsea Chowning
2018 . . . . . Alyssa Rice
2019 . . . . . Maci Morris

ALL-SEC (COACHES)

1982 . . . . . Valerie Still (First Team)
1982 . . . . . Lea Wise (First Team)
1983 . . . . . Valerie Still (First Team)
1983 . . . . . Patty Jo Hedges (First Team)
1984 . . . . . Leslie Nichols (First Team)
1985 . . . . . Leslie Nichols (First Team)
1986 . . . . . Leslie Nichols (First Team)
1987 . . . . . Sandy Harding (First Team)
1988 . . . . . Belitta Croley (First Team)
1988 . . . . . Jodie Whitaker (Second Team)
1989 . . . . . Jodie Whitaker (Second Team)
1990 . . . . . Vanessa Foster-Sutton (First Team)
1990 . . . . . Tracye Davis (Second Team)
1991 . . . . . Stacy McIntyre (Honorable Mention)
1992 . . . . . Stacy McIntyre (Honorable Mention)
1993 . . . . . Jocelyn Mills (First Team)
1993 . . . . . Stacey Reed (Second Team)
1994 . . . . . Stacey Reed (First Team)
1994 . . . . . Tedra Eberhart (Second Team)
1995 . . . . . Stacey Reed (Second Team)
1996 . . . . . Kim Denkins (Second Team)
1998 . . . . . Jaye Barnes (Second Team)
1999 . . . . . Laura Meadows (Second Team)
1999 . . . . . Tiffany Wait (Second Team)
2002 . . . . . SeSe Helm (Second Team)
2004 . . . . . Sara Potts (Second Team)
2005 . . . . . Sara Potts (Second Team)
2006 . . . . . Samantha Mahoney (Second Team)
2007 . . . . . Samantha Mahoney (Second Team)
2007 . . . . . Sarah Elliott (Second Team)
2008 . . . . . Samantha Mahoney (Second Team)
2008 . . . . . Sarah Elliott (Second Team)
2009 . . . . . Victoria Dunlap (Second Team)
2009 . . . . . Eleia Roddy (Second Team)
2010 . . . . . Victoria Dunlap (First Team)
2010 . . . . . A'dia Mathies (Second Team)
2011 . . . . . Victoria Dunlap (First Team)
2011 . . . . . A'dia Mathies (Second Team)
2012 . . . . . A'dia Mathies (First Team)
2013 . . . . . A'dia Mathies (First Team)
2013 . . . . . DeNesha Stallworth (First Team)
2013 . . . . . Samarie Walker (Second Team)
2014 . . . . . Jennifer O'Neill (Second Team)
2014 . . . . . DeNesha Stallworth (Second Team)
2015 . . . . . Makayla Epps (First Team)
2015 . . . . . Jennifer O'Neill (Second Team)
2016 . . . . . Makayla Epps (First Team)
2016 . . . . . Evelyn Akhator (Second Team)
2016 . . . . . Janee Thompson (Second Team)
2017 . . . Evelyn Akhator, Makayla Epps (First Team)
2018 . . . . . Maci Morris (Second Team)
2019 . . . . . Maci Morris (First Team)
2019 . . . . . Rhyne Howard (First Team)
2020 . . . . . Rhyne Howard (First Team)
2021 . . . . . Rhyne Howard (First Team)
2022 . . . . . Rhyne Howard (First Team)
2025 . . . . . Georgia Amoore (First Team)
2025 . . . . . Clara Strack (Second Team)
2026 . . . . . Clara Strack (First Team)
2026 . . . . . Tonie Morgan (Second Team)

SEC ALL-FRESHMAN TEAM

1989 . . . . . Kristi Cushenberry (First Team)
1990 . . . . . Jocelyn Mills (Honorable Mention)
1998 . . . . . Laura Meadows
2001 . . . . . Selia "SeSe" Helm
2005 . . . . . Sarah Elliott
2005 . . . . . Samantha Mahoney
2006 . . . . . Carly Ormerod
2008 . . . . . Victoria Dunlap*
2008 . . . . . Amber Smith*
2010 . . . . . A'dia Mathies*
2011 . . . . . Bernisha Pinkett
2012 . . . . . Bria Goss
2014 . . . . . Linnae Harper
2015 . . . . . Alexis Jennings
2016 . . . . . Maci Morris
2019 . . . . . Rhyne Howard
2019 . . . . . Blair Green
2022 . . . . . Jada Walker

**Unanimous selection*

The Tennessean sponsored the All-Freshman Team from 1987 to 1997. The SEC did not honor a freshman team in 1999.

SEC ALL-TOURNAMENT TEAM

1980 . . . . . Valerie Still
1981 . . . . . Valerie Still
1982 . . . . . Valerie Still (MVP)
1982 . . . . . Patty Jo Hedges
1988 . . . . . Jodie Whitaker
1992 . . . . . Stacy McIntyre
2010 . . . . . Victoria Dunlap
2010 . . . . . A'dia Mathies
2011 . . . . . Victoria Dunlap
2012 . . . . . A'dia Mathies
2012 . . . . . Keyla Snowden
2013 . . . . . A'dia Mathies
2014 . . . . . Linnae Harper
2014 . . . . . DeNesha Stallworth
2015 . . . . . Makayla Epps
2016 . . . . . Makayla Epps
2017 . . . . . Evelyn Akhator, Makayla Epps
2020 . . . . . Rhyne Howard
2021 . . . . . Rhyne Howard
2022 . . . . . Dre'una Edwards, Rhyne Howard

AWARDS & HONORS

ALL-SEC (AP)

1982 . . . . . Valerie Still (First Team)
1983 . . . . . Valerie Still (First Team)
1983 . . . . . Patty Jo Hedges (First Team)
1984 . . . . . Leslie Nichols (First Team)
1985 . . . . . Leslie Nichols (First Team)
1986 . . . . . Leslie Nichols (First Team)
1987 . . . . . Sandy Harding (First Team)
1988 . . . . . Belitta Croley (First Team)
1990 . . . . . Vanessa Foster-Sutton (First Team)
1993 . . . . . Jocelyn Mills (First Team)
1994 . . . . . Stacey Reed (First Team)
2001 . . . . . LaTonya McDole (Honorable Mention)
2003 . . . . . Rita Adams (Third Team)
2004 . . . . . Sara Potts (Second Team)
2005 . . . . . Sara Potts (Second Team)
2006 . . . . . Sarah Elliott (Honorable Mention)
2006 . . . . Jennifer Humphrey (Honorable Mention)
2006 . . . Samantha Mahoney (Honorable Mention)
2007 . . . . . Sarah Elliot (Second Team)
2007 . . . . Jennifer Humphrey (Honorable Mention)
2007 . . . Samantha Mahoney (Honorable Mention)
2008 . . . Samantha Mahoney (Honorable Mention)
2009 . . . . . Victoria Dunlap (Second Team)
2009 . . . . . Eleia Roddy (Honorable Mention)
2010 . . . . . Victoria Dunlap (First Team)
2011 . . . . . Victoria Dunlap (First Team)
2011 . . . . . A'dia Mathies (Honorable Mention)
2012 . . . . . A'dia Mathies (First Team)
2012 . . . . . Bria Goss (Honorable Mention)
2013 . . . . . A'dia Mathies (First Team)
2013 . . . . . DeNesha Stallworth (Second Team)
2014 . . . . . Jennifer O'Neill (Honorable Mention)
2014 . . . DeNesha Stallworth (Honorable Mention)
2015 . . . . . Makayla Epps (First Team)
2015 . . . . . Jennifer O'Neill (Honorable Mention)
2016 . . . . . Makayla Epps (First Team)
2016 . . . . . Evelyn Akhator (Second Team)
2016 . . . . . Janee Thompson (Honorable Mention)
2017 . . . . . Makayla Epps (First Team)
2017 . . . . . Evelyn Akhator (Second Team)
2019 . . . . . Maci Morris (Second Team)
2019 . . . . . Rhyne Howard (Second Team)

From 1989 to 1997 the All-SEC Tea (coaches) was sponsored by The Tennessean. The Associated Press started their own All-SEC Team in 1997 and it stopped in 2019.

NCAA TOURNAMENT REGIONAL TEAMS

2010 . . . . . Victoria Dunlap (Kansas City)
2012 . . . . . Samarie Walker (Kingston)
2013 . . . . . Jennifer O'Neill (Bridgeport)

VALERIE STILL'S RETIRED JERSEY

Kentucky Basketball's all-time leading scorer and rebounder

Some programs have a once-in-a-lifetime player who serves as a standard for all future student-athletes. An exceptional personality. An outstanding role model. A great basketball player. For Kentucky, that player is Valerie Still.

Although Still played long ago (1979-83), she remains the "Top Cat" in UK women's basketball annals. She was honored as such on Jan. 12, 2003 with a jersey retirement ceremony at halftime of the Alabama game. She became the first female letterwinner in any UK sport to have her jersey retired.

Still is the leader among all Wildcats (men or women) for career scoring (2,763) and rebounding (1,525). She was a three-time consensus All-American. She led the program in scoring four-straight seasons with a career average of 23.2 points. At one point during the 1981-82 season, she led the nation in both scoring and rebounding before finishing second in both categories (24.8 ppg and 14.3 rpg).

She led the Cats to their highest national ranking (4th) in 1983 and helped UK roll up a 30-game home court win streak from 1980-82.

In 1983, Still led the sixth-ranked Cats to an 80-66 upset over powerhouse Old Dominion before a record crowd of 10,622 in UK's Memorial Coliseum.

After leaving Kentucky, Still had a successful career in the Italian Professional League. While in Italy, Still was a television actress and hosted her own TV show, "Still Basket." She is also an accomplished print model and a professional caliber jazz, pop and concert pianist.

Upon her return to the United States, Still became a charter member of the American Basketball League for Women and was a two-time MVP of the ABL Championship Series. Still later played for the Washington Mystics of the WNBA before retiring from basketball. She also was an assistant coach for the Orlando Miracle for two seasons.

Still returned to Lexington to complete her degree in animal sciences and graduated with honors in 2001. She went on to earn a master's degree in African American and African studies at The Ohio State University and is working on a doctorate dissertation from there as well.

In September 2005, Still was inducted into the charter class in the newly created UK Athletics Hall of Fame. She was the only female of the 88 inductees.

In the summer of 2019, Still was inducted into the Women's Basketball Hall of Fame becoming the first Wildcat player to be enshrined in those historic halls. She was named to the UK Distinguished Alumni Hall of Fame in 2020. In 2023, she was inducted into the Philly Sports Hall of Fame.

Still currently lives in Palmyra, New Jersey. Recently, Still has starred in OWN's "Mom's Got Game" a reality show that explores the relationship with former WNBA basketball star Pamela McGee and her 25-year-old son and Dallas Mavericks center JaVale McGee. She also owns a publishing company, STILL Publications. One of her first projects was the release of UK legendary sports writer Russell Rice's latest book on UK basketball, "Big Blue Nation: Kentucky's Native Sons and Daughters."











UK Athletics Communications
and Public Relations

Joe Craft Center
338 Lexington Ave.
Lexington, KY 40506

(859) 257-3838