FLORIDA FOOTBALL

3 National Championships // 8 SEC Championships // 775 All-Time Wins // 3 Heisman Trophy Winners
60 First-Round NFL Draft Picks // 72 First-Team All-Americans // 258 First-Team All-SEC Selections

2026 SCHEDULE

SEPT. 5	**FLORIDA ATLANTIC**	**W, 66-21**
SEPT. 12	**CAMPBELL**	**W, 52-3**
Sept. 19	at Auburn	W, 44-39
SEPT. 26	**NO. 4 OLE MISS**	**W, 52-28**
Oct. 3	at No. 25 Missouri	L, 45-17
OCT. 10	**SOUTH CAROLINA**	**L, 38-19**
Oct. 17	at No. 7 Texas	W, 27-24
Oct. 24	Bye	
Oct. 31	vs. No. 3 Georgia (Atlanta, Ga.)	L, 27-8
NOV. 7	**OKLAHOMA**	**L, 23-7**
Nov. 14	at No. 11 Kentucky	6:15 PM
NOV. 21	**VANDERBILT**	**12-1 PM**
Nov. 27	at Florida State	3:30 PM

Overall: 5-4 // SEC: 3-4 // Home: 3-2 // Away: 2-1 // Neutral: 0-1

TEAM INFORMATION

FLORIDA

Head Coach:	Jon Sumrall
Career Record:	48-16 (14-2 AAC) [5th season]
Record at UF:	5-4 (3-4 SEC) [1st season]
Record vs. UK:	0-0
Rankings:	NR (CFP) / NR (AP) / NR (Coaches)
2025 UF Record:	4-8, 2-6 SEC (T-11th)

KENTUCKY

Head Coach:	Will Stein
Career Record:	7-2 (5-2 SEC) [1st season]
Record at UK:	same
Record vs. UF:	0-0
Rankings:	11 (CFP) / 13 (AP) / 13 (Coaches)
2025 UK Record:	5-7, 2-6 SEC (T-11th)

SERIES HISTORY

Overall:	Florida leads, 54-22
Last Meeting:	Kentucky 38, Florida 7
	(Nov. 8, 2025 - Lexington, Ky.)
Recent History:	Kentucky, W1
	UF has won 34 of last 39
In Gainesville:	Florida leads, 30-6
In Lexington:	Florida leads, 22-13
Neutral:	Kentucky leads, 3-2

NUMBERS OF NOTE

1 / 19 / 16 / 164 / 48

HC Jon Sumrall is the **only** coach in FBS history to make **four** conference title games at two schools (Troy & Tulane) in his first **four** years as a head coach, and the first to WIN a conference title at multiple schools in his first **four** seasons, combining for **three**. Sumrall has the **seventh**-highest win percentage (**.750**, 48-16) among current FBS head coaches in at least their fifth season and boasts the **seventh**-most wins (**48**) since 2022. Sumrall's **19** road victories are tied for the **most** in the FBS since 2022 with Ryan Day and Dan Lanning while his **16** wins in road conference tilts (16-3) since 2022 rank **third** in the FBS behind Day (17-3) and Lanning (17-3).

RB Jadan Baugh is just **164** yards away from becoming the **first** player in program history with back-to-back, 1,000-yard rushing seasons. Baugh has forced **48** missed tackles this season, which ranks seventh in the FBS and is **four** more than the next-closest SEC running back (Dilin Jones, LSU, 44).

@GatorsFB // #GoGators

Game 10

Florida Gators (5-4, 3-4 SEC)
at
No. 11/13 Kentucky Wildcats (7-2, 5-2 SEC)

November 14 // 6:15 p.m. ET // Lexington, Ky.
Kroger Field at C.M. Newton Grounds (61,000)

ESPN
Play-by-Play: Joe Tessitore
Analyst: Jesse Palmer
Field Reporter: Kris Budden
Channel (Spectrum): 7 / 1007 [HD]
Channel (DirecTV): 8 [HD]

Gator Sports Network
Play-by-Play: Sean Kelley
Analyst: Shane Matthews
Reporter: Tate Casey
Channel: Local Affiliates
SiriusXM Channel: 167

THE STORYLINE

- Week 11 marks the 77th all-time meeting between Florida and Kentucky including the 36th matchup in Lexington.
- ★ Florida is playing at Kentucky for the second-straight season, marking the first time in 10 years that Florida is playing the same opponent on the road in consecutive seasons. The last occurrence was from 2015-16 at LSU in Baton Rouge.
- ★ Florida's 2016 game at LSU was scheduled to be played in Gainesville, but was moved to Baton Rouge after the original contest was postponed due to Hurricane Matthew. Prior to this occurrence, Florida last faced the same team on the road in consecutive seasons from 1985-86 vs. Mississippi State in Starkville – over 40 years ago.
- Florida has won 34 of the last 39 games against Kentucky since 1987 (losses in 2018, 2021, 2022, 2023 and 2025).
- In Lexington, The Gators have claimed 20 of the last 24 meetings (since 1978) and 16 of the last 19 (since 1988). Despite that dominance, UF has lost three-straight road games at UK, last winning in Lexington in 2019 (W, 29-21).
- From 1987-2017, the Gators won 31-consecutive games in the series against the Wildcats.
- Since 2018, Florida is 3-5 against UK. The wins came in 2019 (Lexington), 2020 (Gainesville) and 2024 (Gainesville).
- In three games vs. top-15 teams this season, Florida has outscored opponents, 87-79, owning a 2-1 record.
- ★ **HC Jon Sumrall** has scored at least 11 more points (292) through nine games than every first-year UF head coach since Steve Spurrier in 1990 (310), leading Florida to multiple regular-season, top-10 wins for the first time since 2012.
- ★ **Sumrall** has led all three schools he has served as head coach into the CFP rankings in his first season: Troy, Tulane and Florida. Troy was ranked once in 2022 while Tulane was ranked three times in 2024 and four times in 2025.
- ★ Of the 32 FBS head coaches hired last cycle, 15 currently have winning records including **Sumrall** and UK HC Will Stein.
- Florida has scored at least 44 points in four games while scoring 50-plus points three times, surpassing the team's total of 50-point efforts across 50 games played in four seasons from 2022-25 (two).
- ★ Florida surpassed its point total from all of last season (259) in just the seventh game, and has now scored 292 points and 37 touchdowns – eight more than last season (29).
- As the SEC leader in rushing TDs (14, 6th in FBS), total TDs (14, 8th in FBS), points scored (84, 14th in FBS) and scoring (9.3, 16th in FBS), **RB Jadan Baugh** has rushed for 836 yards on 160 carries (5.2 YPC, 92.9 YPG) with 10 catches for 66 yards.
- ★ **Baugh** has more rushing touchdowns through nine games than two of the last three Heisman Trophy-winning running backs (Mark Ingram, Reggie Bush) and is on pace for 20 rushing TDs in a 13-game season, which would fall shy of Tim Tebow's 2007 school record (23). His 14 rushing scores are already tied for second in team history.
- ★ Having trailed 17-3 in the second quarter at No. 7 Texas, Florida and **QB Tramell Jones Jr.** – making his first-career start – came roaring back for the program's largest comeback win vs. a ranked SEC opponent in a true road game.
- ★ Florida delivered its first ranked win in a true road game since Sept. 29, 2018 at No. 23 Mississippi State, and highest-ranked win in a true road game since defeating No. 4 LSU, 13-3, on Oct. 10, 2009.
- Florida ranks sixth in the FBS in punt return average (20.23 - SEC leader), 12th in completion percentage (68.7), 13th in tackles for loss per game (6.9), 22nd in net punting (42.39), 24th in sacks per game (2.67), 31st in fumble recoveries (six), 31st in redzone offense (89.2), 36th in time of possession (31:21) and 39th in scoring offense (32.4).
- Per Pro Football Focus, Florida grades 11th in the FBS in rushing (89.7), 25th in tackling (81.7) and 38th in offense (78.4) while sitting top 50 in overall grade (87.6), run defense (85.7) and run blocking.

WEEK 11 MEDIA SCHEDULE

8 Sunday	9 Monday	10 Tuesday	11 Wednesday	12 Thursday	13 Friday	14 Saturday
No Media Availability Team's Designated Off Day	**~10:20 a.m.** Jon Sumrall Press Conference, Student-Athlete Interviews **7-8 p.m.** Gator Talk at The Swamp Restaurant	**~10:30 a.m.** Buster Faulkner Press Conference, Brad White Press Conference, Student-Athlete Interviews	No Media Availability	No Media Availability	No Media Availability	**Post-Game** Jon Sumrall Press Conference, Student-Athlete Interviews

COACH SUMRALL INTERVIEWS

Please coordinate all requests for telephone and personal interviews with Head Coach Jon Sumrall through Scott Burns in the Communications Office. Coach Sumrall is available Monday (weekly press conference) and select Wednesdays as part of the SEC Teleconference (9/2, 9/23, 10/7, 10/28, 11/18). For Week 11, Sumrall's weekly press conference will take place on Monday, Nov. 9. For access to the SEC Teleconference, please contact the SEC Office at (205)-458-3010 for phone number and passcode. Coach Sumrall also hosts the Gator Talk show on select Monday nights from 7-8 p.m. ET.

STUDENT-ATHLETE / ASSISTANT COACH INTERVIEWS

Please coordinate all student-athlete interviews through Matthew Hutchison in the Communications Office. Select student-athletes will be available on Tuesday and Wednesday mornings during game week. All student-athlete interviews will conclude by Wednesday during game weeks.

Telephone interviews should be booked at least one day in advance and are typically limited to the times reserved for general interview sessions. The Communications Office will not give out phone numbers for any student-athletes, and student-athletes may not be contacted directly by phone, text, e-mail, or social media. Members of the media are not permitted in team areas. Team locker room, training room and strength complex are considered private areas. These areas, as well as student-athletes' housing (campus and off-campus) are off limits to media representatives.

WEEKLY PRESS CONFERENCE

Florida's weekly press conference will be each Monday during the season. Coach Sumrall is scheduled for 10:30 a.m. with select student-athletes to speak on Tuesday and Wednesday. Video of the press conference will be posted on FloridaGators.com, and it will avaliable to download via XOS. See above for an adjusted media schedule for Week 11.

2026 FLORIDA GATORS FB MEDIA PORTAL

The Florida Athletics Department utilizes **FloridaGators.com/Football-Media** to post press conferences and interviews from coaches, selected student-athletes, and assistant coaches on game weeks. Florida's game notes for the entire season, along with additional resources such as the media guide, roster cards, feature clips, pronunciation guide and more, will be available on the team's media site. For more information, contact Scott Burns (ScottB@gators.ufl.edu).

Please note that all video is intended solely for regulary-scheduled news programs or news organizations' websites. Organizations are limited to posting three minutes per interview, with a total limit of 10 minutes per day of content. For more information regarding the video policy, visit **FloridaGators.com/Football-Media.** If any person or syndicator would like to use additional portions of these feeds, please contact the UAA Communications Office, for rights, permission, and associated fees. In addition, use of organization-filmed video from weekly press conferences and post-practice media availabilities is also limited to three minutes per interview with a total of 10 minutes daily.

MEDIA-ONLY INFORMATION SOURCES

For credential requests, please utilize: http://www.SportsSystems.com/Florida.

To be added to the Gators Football e-mail list, please e-mail Scott Burns (ScottB@gators.ufl.edu). To be added to the SEC Football e-mail list, please e-mail Chuck Dunlap (cdunlap@sec.org) of the SEC Media Relations Office.

For the most up to date media schedules and game week information, please utilize CollegePressBox.com -- which has rosters, depth charts, season stats, game notes, media guides, credential information, flip cards, box scores, and more. You can also visit www.FloridaGators.com/football-media to access more Florida media resources.

COMMUNICATIONS OFFICE

Phone: (352) 375-4683, ext. 6100
Website: FloridaGators.com

Scott Burns | Director of Football Communications
COACH INTERVIEWS
Office: (352) 375-4683, ext. 6199
Mobile: (812) 322-5285
E-Mail: ScottB@gators.ufl.edu

Matthew Hutchison | Associate Director of Communications
STUDENT-ATHLETE INTERVIEWS
E-Mail: MatthewH@gators.ufl.edu

Sullivan Bortner | Director of Communications
GAME RELEASE / STATISTICS
Office: (352) 375-4683, ext. 6175
Mobile: (352) 318-6680
E-Mail: SullivanB@gators.ufl.edu

Lauren Staff | Associate Director of Communications
CREDENTIALS
Office: (352) 375-4683, ext. 6128
E-Mail: LaurenS@gators.ufl.edu

2026 Gators Sports Network

Market	Station	Frequency
Belle Glade	WAFC-FM	92.5
Clewiston	WAFC-FM	100.5
Crestview	WJSB-AM	1050
Crestview	WJSB-FM	101.1
Cocoa	WFLF-AM	540
Daytona	WFLF-AM	540
Ft. Myers	WBCN-AM	770 AM & 104.3 FM
Ft. Myers/Naples/Marco Island	WWCN-FM	99.3
Ft. Pierce/PSL/Stuart	WSTU-AM	1450
Ft. Walton Beach	WTKE-FM	100.3
Gainesville	WRUF-FM	103.7
Gainesville	WRUF-AM	850 AM & 98.1 FM
Jacksonville	WJXL-FM	92.5
Jacksonville	WJXL-AM	97.7
Key West	WAVK-FM	97.7
LaBelle	WAFC-FM	105.1
Lake City	WRUF-FM	103.7
Lake City	WRUF-AM	850 AM & 98.1 FM
Lakeland	WONN-AM	1230
Melbourne	WLZR-SM	1560
Melbourne	WLZR-FM	107.9
Melbourne/Sebastian	WFLF-AM	540
Miami	WINZ-AM	940
Miami	WIOD-AM	610
Okeechobee	WOKC-FM	100.9
Okeechobee	WOKC-AM	1570
Orlando	WFLF-FM	93.1
Orlando	WFLF-AM	540
Palatka	WIYD-AM	1260
Panama City	WKNK-FM	103.5
Port Saint Joe	WKNK-FM	103.5
Pensacola	WBSR-FM	101.1
Pensacola	WBSR-AM	1450
Sarasota	WWMI-AM	1380
Sebring	WWTK	730 AM & 95.3 FM
St. Augustine	WFOY-FM	102.1
St. Augustine	WFOY-AM	1240
Tallahassee	WVFT-FM	93.3
Tampa	WGUL-AM	860
Vienna, Ga.	WKTF-AM	1550
Wauchula	WAUC-FM	95.3
Wauchula	WAUC-AM	1310
West Palm Beach	WRLX-FM	94.3

Always check FloridaGators.com for most up-to-date listings.

★ **HC Jon Sumrall** ranks third all-time in points scored through his first nine games as UF head coach (292), trailing only Steve Spurrier in 1990 (310) and Charles Bachman in 1928 (336).

★ The last first-year coaches to have Florida ranked higher than **Sumrall** has this season (No. 8) were Urban Meyer (2005: No. 5) and Steve Spurrier (1990: No. 6). Both coaches won nine games in their first seasons.

★ **Sumrall** guided Florida to its first appearance in the CFP rankings since the final rankings of 2020 (No. 7).

★ **Sumrall** is 25-1 in his career with a 100-yard rusher, 40-3 when scoring 24+ points, 29-1 when winning the turnover battle, 39-2 when outrushing the opponent and 33-2 when outsacking the opponent.

- Florida has tallied eight touchdown drives of three plays or less and 50 points off turnovers.
- In Week 9, Florida out-passed the Bulldogs (198-101) and logged more yards per completion (9.0-7.8) while tying UGA with seven explosives, as UF allowed its fewest pass yards to an SEC team since 2023 at Kentucky.
- In Week 7 at No. 7 Texas, UF posted its largest comeback vs. an SEC team in a true road game since Oct. 13, 2018 at Vanderbilt, which was also UF's last SEC comeback of 14-plus points in the 2Q or later. It was Florida's largest comeback vs. an SEC foe since Nov. 7, 2020 vs. UGA (14) and largest overall since Nov. 13, 2021 vs. Samford (14).
- Week 7 produced Florida's first top-10 win in a true road game since Nov. 24, 2012 at No. 10 Florida State (W, 37-26) and first ranked win away from home since Nov. 7, 2020 vs. No. 5 Georgia (W, 44-28 in Jacksonville).

★ Florida posted its highest-ranked win in a true road game while being unranked since 2003 at No. 6 LSU (W, 19-7). The Gators last defeated a top-10 team on the road while unranked in 2004 at No. 10 FSU (W, 20-13).

★ In Week 4 vs. No. 4 Ole Miss, UF posted its highest-ranked win in 11 years – since topping No. 3 Ole Miss in 2015.

- Florida's 52 points in Week 4 tied for UF's most vs. a top-five team since beating FSU in the 1996 National Title.

★ The Gators scored their most points ever against Ole Miss (52), eclipsing 50 points scored in SEC play for the first time since Nov. 14, 2020 vs. Arkansas (63). The Gators' 302 rushing yards marked their most since Sept. 9, 2023 vs. McNeese (327) and most vs. an SEC team since Nov. 11, 2022 vs. South Carolina (374).

★ In Week 3, Florida scored the most points (44) by a visitor at Jordan-Hare Stadium since 2019.

- THE BAUGHLIN' BELLCOW -

- As a leading favorite to win the Doak Walker Award and Florida's first returning 1,000-yard rusher since 1992, junior All-SEC **RB Jadan Baugh** is having one of the best seasons of any running back in college football.

★ Baugh leads the SEC (FBS rank) with a 90.5 PFF HandsFumble grade (3rd), 14 rushing TDs (6th), 48 missed tackles forced (7th), 14 total TDs (8th), a 44.1% breakaway % (13th), 84 points scored (14th) and 9.3 PPG (16th).

★ Per PFF, Baugh grades second in the SEC (FBS rank) with an 86.1 PFF rushing grade (10th), 83.9 offensive grade among running backs (14th) and 65.9 run blocking grade among running backs (14th).

★ Baugh is one of three FBS running backs (Jahiem White, Nate Sheppard) and one of four FBS players (only in SEC) with at least 14 rushing touchdowns and averaging 5.2-plus yards per carry, and one of three FBS running backs (only in SEC) with 14 rushing touchdowns and 900 scrimmage yards (White, Sheppard).

★ Baugh is the one of six FBS running backs to rush for multiple TDs in four games this season (Nate Sheppard, Scottre Humphrey, Jahiem White, DeSean Bishop and Dylan Riley) and one of 10 FBS players to do so.

★ Baugh has recorded 571-consecutive touches and 509-straight rushes without a fumble entering Week 11.

- Baugh is now tied with Tim Tebow (2009), Emmitt Smith (1989) and Buford Long (1952) for second in single-season rushing touchdowns in Florida history (14).
- In a 13-game season, Baugh is on pace for 1,207 rushing yards and 20 rushing touchdowns, the former of which would rank seventh in program history.

★ Baugh's 547 rush yards after contact this season rank fourth in the SEC and 18th in the FBS.

★ Baugh is the fastest Gator ever to 10 rushing touchdowns in a season (3.5 games), topping Tim Tebow's record of seven games in 2007 (en route to a program-record 23 rushing scores).

- Baugh ranks seventh in program history with 29 career rushing TDs and seventh in rushing yards (2,679).
- Baugh is one of three Gators all-time to post five-straight, 100-yard rushing games alongside Fred Taylor and Emmitt Smith. His streak came to an end in Week 5 at Missouri.

★ Baugh and Leonard Fournette are the only SEC running backs in the past 20 years to rush for 100-plus yards and multiple touchdowns in five-consecutive games.

★ Baugh reps 1,741 yards after contact in his career, equating to 65.0% of his career rushing yards (2,679).

- Carrying 29 times for 142 rushing yards and three touchdowns in the Week 4 win over No. 4 Ole Miss, Baugh rushed for over 135 yards and multiple touchdowns for the fifth-straight game dating back to 2025.
- In Week 3, Baugh became the first Gator to rush for over 100 yards at Auburn since Bo Carroll (104) in 1999.

★ In the first three games, Baugh delivered two separate 150-yard, three-touchdown games, a feat that has now been accomplished five times by a Gator since 1996. Baugh accounted for two of the five this season alone.

- Baugh's 75-yard TD run in Week 2 was the longest of his career and the longest TD run by a Gator since 2022.
- Becoming UF's 10th 1,000-yard rusher in 2025 (12th 1,000-yard season) and first since 2015, Baugh carried 220 times for 1,170 yards (seventh all-time), eight touchdowns and 5.3 YPC while pacing all SEC running backs with 33 catches and 210 receiving yards. Needing the seventh-fewest attempts (198) of any Gator to eclipse 1,000 rush yards, Baugh's 1,170 rush yards were the most since Ciatrick Fashon's 1,267 yards in 2004.

QUICK FACTS

General Information

Location: Gainesville, Fla.
Enrollment: 63,330
President: Dr. Stuart Bell
Athletic Director: Scott Stricklin
Conference: Southeastern (SEC)
Nickname: Gators
Colors: Orange (PMS 172) & Blue (PMS 287)
Stadium (Capacity): Steve Spurrier-Florida Field at Ben Hill Griffin Stadium (88,548)
Surface: Grass
Press Box Number: (352) 378-9590

Football History

All-Time Record: 775-462-40 (120 years)
First Season of Football: 1906
National Championships: 3 ('96, '06, '08)
SEC Championships: 8
('91, '93, '94, '95, '96, '00, '06, '08)
Bowl Games: 49 appearances (25-24)

2026 Coaching Staff

Head Coach: Jon Sumrall
Offensive Coordinator: Buster Faulkner *(Booth)*
Defensive Coordinator: Brad White
Assistant HC / Defensive Line: Gerald Chatman
Safeties: Chris Collins
Quarterbacks: Joe Craddock
Outside Wide Receivers: Marcus Davis
Running Backs: Chris Foster
Special Teams Coordinator: Johnathan Galante
Linebackers: Greg Gasparato
Outside Linebackers: Bam Hardmon
Cornerbacks: Brandon Harris
Tight Ends: Evan McKissack
Passing Game Coord. / Inside WR: Trent McKnight
Offensive Line: Phil Trautwein
Director of Football Performance: Rusty Whitt
General Manager: Dave Caldwell

2026 GATORS CAPSULE

STARTERS	*Returned*	*Lost*
Offense	4	7
Defense	5	6
Specialty	0	3
TOTAL	***9***	***16***

LETTERWINNERS	*Returned*	*Lost*
Offense	11	19
Defense	21	10
Specialty	0	3
TOTAL	***32***	***32***

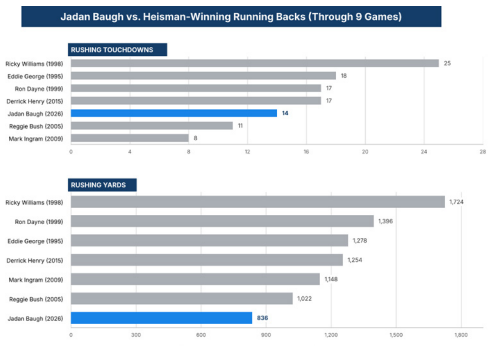

GATORS OFFENSE THROUGH THE YEARS

Total Offense (Season Total)

Year	Yards	Avg.
2025	4,096	341.3
2024	5,030	386.9
2023	4,905	408.8
2022	5,513	424.1
2021	6,017	462.8
2020	6,118	509.8
2019	5,597	430.5
2018	5,547	426.7
2017	3,695	335.9
2016	4,472	344.0
2015	4,676	334.0
2014	4,411	367.6
2013	3,800	316.7
2012	4,342	334.4
2011	4,273	328.7
2010	4,561	350.8
2009	6,410	457.9
2008	6,231	445.1
2007	5,943	457.2
2006	5,545	396.1
2005	4,481	373.4
2004	5,123	426.9
2003	5,088	391.4
2002	5,290	406.9
2001	6,502	541.8

Passing Offense (Season Total)

Year	Yards	Avg.
2025	2,455	204.6
2024	2,934	225.7
2023	3,111	259.3
2022	2,910	223.9
2021	3,304	254.1
2020	4,543	378.6
2019	3,910	300.8
2018	2,776	213.5
2017	1,975	179.5
2016	2,805	215.8
2015	2,899	207.1
2014	2,159	179.9
2013	2,051	170.9
2012	1,902	146.3
2011	2,414	185.7
2010	2,396	184.3
2009	3,305	236.1
2008	2,995	213.9
2007	3,341	257.0
2006	3,305	236.1
2005	2,720	226.7
2004	3,253	271.1
2003	3,190	245.4
2002	3,519	270.7
2001	4,913	409.4

- THE PHILOSOPHER AND MR. JONES -

- Entering the season, Florida's five-man QB room had the fifth-fewest, combined collegiate starts at any level (two) and sixth-fewest games played (16) among P4 teams. Florida was tied for the third-fewest career QB starts (two) in the SEC alongside Tennessee, sitting ahead of only Alabama (0) and Vanderbilt (0).
- After seeing **QB Aaron Philo** lift Florida to a 4-2 start including wins at Auburn (44-39) and vs. No. 4 Ole Miss (52-28), **QB Tramell Jones** started for an injured Philo in Week 7 and led UF to an upset win at No. 7 Texas.
- Philo then started in Week 9, going 5-of-7 with two interceptions before Jones Jr. took over in the second quarter, finishing 17-of-24 (70.8%) for a career-high 172 yards, one interception and his first-career rushing TD.
- Jones then drew the Week 10 start vs. Oklahoma, marking the second of his career and first in The Swamp.

★ In Week 9 at No. 7 Texas, Jones Jr. became the fourth FBS quarterback in the last 15 seasons to win his first-career start while throwing for multiple touchdowns and zero interceptions against an AP Top 10 opponent.

★ In his first start since the second game of his senior high school season on Aug. 30, 2024, Jones Jr. set career highs in completions (22), attempts (35) and pass yards (155) while throwing two touchdown passes.

★ Jones Jr. completed seven-consecutive passes and strung together a stretch of 15-of-17 passing (2Q-3Q).

- Philo has completed 70.5% of his passes (110-of-156) and has a career-high three rushing touchdowns.

★ Philo is one of seven FBS quarterbacks averaging over 8.5 yards per attempt with a completion percentage above 70.0%, including one of two in the SEC: Philo and Georgia's Gunner Stockton.

★ Philo ranks third in the SEC and 10th in the FBS in completion % (70.5) while sitting third in the SEC and 20th in the FBS in yards per attempt (8.76). Philo's 156.7 rating ranks fourth in the SEC and 24th in the FBS.

- Philo's 80.9% adjusted completion percentage ranks third in the SEC and seventh in the FBS (per PFF).

★ Per PFF, Philo has the fourth-best adjusted completion percentage among FBS quarterbacks (61.5%) on deep passes with one turnover-worthy play on attempts 20-plus air yards (14-for-26, 459 yards, 3 TDs).

★ Philo's 156.7 rating trails Stockton, Kamario Taylor and Keelon Russell among SEC QBs and leads Sam Leavitt, Arch Manning, Kenny Minchey, Austin Simmons, LaNorris Sellers, John Mateer and Trinidad Chambliss.

- ALWAYS UP FRONT ABOUT IT -

- Highlighted by the departures of two-time All-American C Jake Slaughter and OT Austin Barber via the NFL Draft, Florida has successfully replaced three of five starters on the offensive line.
- Entering the 2026 season, 11 Gators owned a combined 180 career games played and 69 starts, including 58 combined career starts and 119 games played among projected starters.
- In the first eight games, Florida's starting O-line consisted of **LT Bryce Lovett**, **LG Knijeah Harris**, **C Harrison Moore**, **RG TJ Shanahan Jr.** and **RT Emeka Ugorj.** In Week 9, **RT Caden Jones** started for an injured Ugorji.
- Florida's only returning starters on the offensive line entering the season were senior Harris (12) and senior C. Jones (10), who combined for 22 starts during the 2025 campaign.
- Harris' run of 34-consecutive starts in Orange & Blue is the longest-active streak on the roster.

★ Harris (554) and Shanahan Jr. (545) have played a combined 1,099 snaps this season without allowing a sack.

★ The Gators have surrendered just 16 sacks, 16 QB hurries and 53 tackles for loss through nine games.

★ Florida ranks fourth in the SEC and 53rd in the FBS with 1.78 sacks allowed per game.

- Florida ranks 37th in the FBS in run blocking (65.8), sitting fourth in the SEC.
- The Gators have fallen to 91st in the FBS in pass blocking (62.2) through Week 10 despite being among the top-20 FBS teams through Week 4 of the season.
- The O-line's performance has paved the way for the Gators to rush for 200 yards in five of the last 10 contests while eclipsing 100 yards rushing in 12 of 15 games dating back to last season.
- Florida's highest-graded linemen in pass blocking are Shanahan Jr. (78.8), **LT TJ Dice Jr.** (74.8), **RG Roderick Kearney** (72.8) and Moore (72.1) while Moore (72.5) Dice Jr. (72.1), Kearney (69.9) and C. Jones (69.6) lead in run blocking.
- Moore has played the most snaps (596) on the offensive line and has allowed six QB hurries and two sacks.

- TIGHT ENDS WORKING THE CUT -

- Although the Florida tight end room was underrated entering the season, Florida **HC Jon Sumrall** said *"That group has grown as much from February to right now as any position group I've ever been affiliated with..."*
- **TE Lacota Dippre** started eight games while **TE Amir Jackson** has made his first-four career starts this season.
- **TE Luke Harpring** made his first UF start in Week 10 and paces UF tight ends with 14 catches and 165 yards.
- Dippre caught his first-two touchdowns as a Gator in Week 7 at No. 7 Texas and now has five in his career.
- A. Jackson caught his first TD of the season in Week 4 and has seven catches for 133 yards through Week 10.
- A. Jackson grades eighth in the SEC and 31st in the FBS in run blocking among tight ends (min. 86 snaps).
- **TE Micah Jones** is the only other Gator tight end with a touchdown, catching the first of his career in Week 1.

- DYNAMIC RECEIVERS LED BY VBIII & DALLAS -

- UF's receiving unit ranks No. 9 nationally and No. 3 in the SEC behind Texas and Tennessee (Phil Steele).
- Florida returns its leading receiver in **WR Vernell Brown III** in addition to **RB Jadan Baugh**, **WR TJ Abrams**, **WR Dallas Wilson** and **TE Amir Jackson**. The first-four players all caught 10 or more passes last year.
- A strong transfer class fortified the unit highlighted by impact pass catchers in **WR Eric Singleton Jr.** (Auburn), **WR Bailey Stockton** (Georgia Tech) and **WR Micah Mays Jr.**

Florida Offense – With Vernell Brown III vs. Without Vernell Brown III in 2026

	PPG	YPG	Rush YPG	Rush YPC	Pass YPG	YPP	Punt Ret. Avg.	First Downs/Game
With VBIII	53.5	532.8	260.0	5.9	272.8	7.6	27.0	26.3
Without VBIII	15.6	294.8	87.6	2.7	207.2	4.5	12.3	17.2

★ Florida is one of seven SEC teams and one of 25 FBS teams with two players both with at least 35 catches, 370 receiving yards and two receiving touchdowns: Wilson (35-465-3) and Stockton (36-373-2).

★ Brown III is one of three FBS players with multiple receiving and punt return touchdowns (only in SEC).

★ Three Florida receivers have delivered a 100-yard game this season: Brown III in Week 1 (6-117-1), Wilson in Week 2 (5-104-1) and Stockton in Week 6 (8-127-1). UF had two 100-yard receiving games all of last season.

★ Entering Week 11, Florida has the eighth-best PFF receiving grade (72.8) in the SEC, highlighted by Brown III, who ranks second in the SEC and seventh in the FBS in receiving grade (88.4).

- Stockton paced UF in catches (eight) and receiving yards (76) in Week 9 despite being limited in practice.
- Stockton recorded his first-career 100-yard game in Week 6, setting career highs with eight catches and 127 yards on top of one touchdown. He led UF in receiving yards while tying for the team high in receptions.
- Stockton leads Florida in catches (36) and is second in yards (373) on top of a career-high two TDs.
- Wilson leads Florida in receiving yards (465) and receiving touchdowns (three), sitting second in catches (35).

★ Of Wilson's 35 receptions this season, 23 have gone for first downs or scores.

- Wilson has led Florida in both receptions and receiving yards in two games (Weeks 2 and 5). In Week 2, he posted the second 100-yard game of his career and his only of the season (5-104-1).
- Singleton Jr. led UF with a season-high seven catches in Week 7 and now has 13 catches for 101 yards.
- After missing five games, Brown III sits third on the team in receiving yards (271) and receptions (17), having caught touchdowns in Weeks 1 and 2 after being held without a touchdown last season. He paced Florida in receptions and receiving yards in two of his four games this season.
- Brown has four total TDs (two receiving, two punt returns) in four games, and is one of five FBS players with two punt return TDs in 2026 (one of two in SEC). His two punt return TDs came on consecutive punts in Week 2.
- In Week 1, Brown III set a career high with a team-best 117 receiving yards while catching his first-career touchdown (11th-career game) en route to the first 100-yard receiving game of his career.

★ In 214 career snaps played by both Brown III and Wilson from 2025-26, Florida has averaged 7.8 yards per play for a total of 1,659 yards, 76 first downs and 13 touchdowns.

★ Stockton and Philo connected for their first touchdown in Week 1 since playing together at Prince Avenue Christian School in 2022, marking their 40th-career TD connection together (39 in high school). They surpassed 3,000 career air yards together in Week 5 and connected for a 41st TD in Week 6.

- TRUE FRESHMAN RECEIVERS FOR THE AGES -

- **WR Vernell Brown III** finished last season leading UF in receptions (40) and receiving yards (512), becoming the first UF true freshman in program history to lead the Gators in both categories.
- Among FBS true freshmen, Brown III ranked fourth in receptions (40), fourth in receiving yards per game (51.2), fifth in receiving yards (512) and 11th in yards per catch (12.8).
- Brown III was one of two FBS true freshmen with 40+ catches, 12.0+ YPC and 50.0+ YPG (Andrew Marsh, Mich.).
- Brown III finished top-32 among SEC players in receiving YPG (23rd), catches (24th) and receiving yards (31st).

★ In Week 7 at Texas A&M, Brown III and **WR Dallas Wilson** became the first two true freshman wide receivers to start in the same game in program history.

★ Despite missing the final four games to injury, D. Wilson tied for the team lead with three receiving TDs in just four games. *That made Florida the only FBS team to be led by true freshmen in catches, yards and TDs.*

- D. Wilson is the only UF true freshman receiver in team history to catch three touchdowns in his first two games, and the first Florida receiver (any year) to do so in his first two games since Carlos Alvarez in 1969.
- Brown III became the third true freshman wide receiver to start on opening day for the Gators in Week 1 of the season, joining Antonio Callaway (2015) and Percy Harvin (2006).

2026 SEASON OFFENSE LOST/RETURNING

PASSING

2025: 2,455 total passing yards

Lagway: 2,264 yards (92.2%)
Jones Jr.: 191 yards (7.8%)
Florida **lost 92.2%** of passing offense

RUSHING

2025: 1,641 total rushing yards

Baugh: 1,170 yards (71.3%)
Lagway: 136 yards (8.3%)
Daniels: 120 yards (7.3%)
Jackson: 98 yards (6.0%)
Clark: 58 yards (3.5%)
Rubio: 27 yards (1.6%)
Brown III: 14 yards (0.9%)
Wilson III: 12 yards (0.7%)
Jones Jr.: 10 yards (0.6%)
Sturdivant: 5 yards (0.06%)
Louis: -2 yards (-0.1%)
Florida **returns 77.8%** of rushing offense

RECEIVING

2025: 2,455 total receiving yards

Brown III: 512 yards (20.9%)
Sturdivant: 406 yards (16.5%)
Hansen: 254 yards (10.3%)
Wilson III: 239 yards (9.7%)
Baugh: 210 yards (8.6%)
Abrams: 202 yards (8.2%)
Mizell: 177 yards (7.2%)
Wilson: 174 yards (7.1%)
Livingston: 119 yards (4.8%)
Jackson, A.: 29 yards (1.2%)
Jackson, J.: 27 yards (1.1%)
Montgomery: 26 yards (1.1%)
Daniels: 17 yards (0.7%)
Hawkins: 16 yards (0.7%)
Clark: 14 yards (0.6%)
Tounkara: 12 yards (0.5%)
Spierto: 11 yards (0.4%)
Wade: 10 yards (0.4%)
Florida **lost 53.4%** of receiving offense

The Gators lost **over 90%** of their passing with the departure of DJ Lagway as well as just **over 50%** of their receiving, but were able to return **77.8%** of their rushing attack.

Despite some of the losses, Florida was still able to retain their leading rusher, Jadan Baugh, and their leading receiver, Vernell Brown III. Baugh represented **over 70%** of Florida's rushing attack while Brown III was the only receiver to crack 500 receiving yards.

2026 PRESEASON AWARDS (WATCH LISTS & TEAMS)

» **RB Jadan Baugh** - Doak Walker Award Preseason Watch List
» **RB Jadan Baugh** - Maxwell Award Preseason Watch List
» **RB Jadan Baugh** - ESPN Preseason First Team All-American (Running Back)
» **RB Jadan Baugh** - Phil Steele Preseason Fourth Team All-America (Running Back)
» **RB Jadan Baugh** - Media Preseason Second Team All-SEC (Running Back)
» **RB Jadan Baugh** - Coaches Preseason Second Team All-SEC (Running Back)
» **RB Jadan Baugh** - Media Preseason Third Team All-SEC (All-Purpose)
» **RB Jadan Baugh** - Paul Hornung Award Preseason Watch List
» **WR Vernell Brown III** - Coaches Preseason Third Team All-SEC (Return Specialist)
» **WR Vernell Brown III** - Media Preseason Third Team All-SEC (Return Specialist)
» **WR Vernell Brown III** - Paul Hornung Award Preseason Watch List
» **P Alex Clark** - Ray Guy Award Preseason Watch List
» **K Patrick Durkin** - Lou Groza Award Preseason Watch List
» **LB Myles Graham** - Butkus Award Preseason Watch List
» **LB Myles Graham** - Chuck Bednarik Award Preseason Watch List
» **LB Myles Graham** - Allstate Wuerffel Trophy Preseason Watch List
» **DL LJ McCray** - Comeback Player of the Year Watch List
» **C Harrison Moore** - Earl Campbell Tyler Rose Award Preseason Watch List
» **C Harrison Moore** - Rimington Trophy Preseason Watch List
» **DL Jayden Woods** - Coaches Preseason Third Team All-SEC (Defensive Line)
» **DL Jayden Woods** - Media Preseason Third Team All-SEC (Defensive Line)

- THE GRAHAM LEGACY -

- Gator legacy (son of Earnest Graham) player **LB Myles Graham** became the leader of the UF defense after a strong 2025 sophomore season.
★ Playing a team-high 507 snaps this season, Graham has only missed three tackles. He did not miss a tackle for four-straight games before his first of the season in Week 3 at Auburn. Graham's two missed tackles vs. Georgia marked the first time since 2025 vs. Ole Miss and only the fourth time in his career he has missed multiple.
★ He entered Week 9 graded the top tackler in the FBS per PFF, and is currently the top SEC linebacker in tackling grade (88.7) and No. 8 among FBS linebackers.
★ Across the last four games, Graham has 37 tackles, 4.5 tackles-for-loss, 3.5 sacks three QB hurries, one forced fumble, one fumble recovery, 16 stops and two missed tackles. His strip-sack in the fourth quarter of QB Arch Manning (1:58) led to a Florida fumble recovery, clinching UF's second top-10 win of the season.
★ Graham had a career-high 15 tackles (10 solo) vs. Oklahoma last week, tied for the most tackles by a Gator in the last 11 seasons. He has led Florida in tackles in five games this season and ranks t-sixth in the SEC in tackles with 70, and is seven more away from setting a new career high for tackles in a season (70, 2025).
- In SEC play across his career, he has 126 tackles, 10 TFL, 5.5 sacks, 53 stops, four pass breakups, six QB hurries, two fumble recoveries and one forced fumble.
- Graham started all 12 games in 2025 and led the Gators with a career-high 76 tackles, tackles-for-loss (7.0), stops (36) and QB hurries (seven) while ranking second in pass breakups (four) and fifth in sacks (2.0).
- Graham became the first UF linebacker to pace the team in tackles since 2021 (Mohamoud Diabate).
- Graham finished the regular season 10th in the SEC in tackles - the highest by a UF linebacker since 2020.
- He was one of four players in the SEC to post 75-plus tackles and 7.0-plus TFL in the regular season.
- Graham's four pass breakups were tied for the second most among FBS linebackers while his 36 stops were the fifth-most during the 2025 regular season.

- LINEBACKER LOWDOWN -

★ **LB Myles Graham** and **LB Jaden Robinson** rank No. 1 and No. 4 in tackling grade among SEC linebackers, having only missed four total tackles in 661 combined snaps. Robinson's lone miss came in the season opener vs. FAU.
- Owning 34 games played (10 starts), **LB Aaron Chiles** made the start in the season opener and had three tackles, two pass breakups and one quarterback hurry. Against No. 4 Ole Miss, Chiles forced a fumble on the Rebels' opening drive, stopping their fourth-and-one attempt.
- Chiles surpassed 100-career tackles with a team-leading, nine-tackle performance to tie his career high on top of one TFL vs. South Carolina in Week 6.
- Robinson has posted 50-plus tackles in back-to-back seasons on top of 7.5 TFL and 5.5 sacks (2024-25).
- Wielding 44 games and 17 starts, Robinson made two solo tackles, one solo sack (-6 yards) and one QB hurry at Auburn. His other solo tackle held the Tigers to a one-yard rush.
- Behind the veteran trio is the future of the linebacker room in pair of sophomores: **LB Ty Jackson** and **LB Myles Johnson**. The two were both consensus four-star recruits with Jackson at No. 1 and Johnson the No. 11-ranked inside linebacker by ESPN. They were special team starters last year as true freshmen.
★ At No. 7 Texas (14 snaps), Jackson had a solo strip-sack (-6 yards) and TFL to force a turnover on downs on the same drive. The stop led to Florida's touchdown drive at the end of the first half, cutting the UT lead to 17-10.
★ Jackson earned his first career start next week vs. Georgia and had career-high seven tackles, not missing one and graded as UF's second best defender and tackler in the game.
- In Week 1, Johnson had 1.0 tackle-for-loss (-4 yards) and one fumble recovery, both career firsts.
★ Johnson snatched his second fumble recovery in Week 2, coming off another Florida goal line stand at their own 2-yard line. Johnson is tied for fourth in the nation with Graham with two fumble recoveries.

- INTO THE WOODS -

- Last season, true freshman **JACK Jayden Woods** finished with the No. 1 freshman EDGE grade in the SEC en route to earning SEC All-Freshman Coaches' and PFF All-Freshman Team honors.
★ After only having 0.5 sacks in the first two weeks, Woods had a career performance at Auburn with a team-high six tackles (five solo), 3.5 tackles-for-loss, 2.5 sacks, four stops and one QB hurry.
★ He posted another huge game with 2.0 tackles-for-loss, one sack and one forced fumble against No. 4 Ole Miss. Woods has now sacked (forced fumble) and intercepted QB Trinidad Chambliss in his career.
★ In seven SEC games, Woods has 7.5 TFL, 4.0 sacks, one forced fumble, four QB hurries and 13 stops.
★ In SEC play this season, he is tied for fourth in tackles-for-loss (7.5) and sixth in sacks (4.0).
★ Across his last nine SEC games, Woods has 31 tackles, 9.0 TFL, 5.0 sacks, two forced fumbles, one INT and 19 stops.
- Woods has already set new season highs in TFL (8.0) and sacks (4.5).
- After playing all 12 games with three starts and tying for a team-high 3.5 sacks as a true freshman, Woods has posted 24 tackles (14 solo), 7.0 TFLs and 4.5 sacks in six games this season.
- He was the first Gator true freshman since Johnnie Church in 1992 to lead or co-lead the team in sacks (2025).
- He was the first UF true freshman with an interception and fumble recovery in the same season since 2011.

- A QUICK REPORT OF GATORS D -

- Florida has forced 10 fumbles (two on goal-line stands), which is tied for eighth in the FBS and second in the SEC.
★ After only four combined sacks in the first two games vs. Campbell and FAU, the Gators delivered a seven-sack performance at Auburn - the seventh-most by any FBS team this season and third-most in a P4 vs. P4 game.
- Florida's defense is tied for 14th in tackles-for-loss (62) and tied for 25th in sacks (23) in the FBS.
★ The Gators have surpassed their season tackles for loss total (60) from last season, boasting 62 tackles for loss through nine games. They are only three sacks away from tying last season's total.
★ In conference play this season, UF is second in tackles-for-loss (48) and sits fifth in sacks (20). Only the Gators, LSU and Tennessee have had two five-plus-sack games in conference play this season.
★ Florida has only allowed one TD on an opponent's opening drive (Texas). The other seven first drives featured three takeaways (2 INTs and fourth-down stop), three field goals, one missed FG and one punt (three-and-out).
- Florida forced two three-and-outs on OU's first three drives of the second half, which totaled 11 plays for 28 yards.
★ Last week, UF held their opponent to under 300 yards passing for the fourth-straight game and for eighth time in nine games this season, a feat the program accomplished in 19 of 50 games from 2022-25. Only Missouri has eclipsed 300 pass yards against Florida.
★ The Gators forced UGA to a season-low in passing yards (101) and touchdowns passes (0), their lowest in an SEC game since 2021 as the last time the Bulldogs failed to throw a TD in an SEC game was vs. Auburn in 2025.
★ After Texas scored on their first two possessions (TD, FG), UF held the Longhorns to six-straight scoreless drives in their next eight possessions, and only 163 yards of offense. This marked an improvement from 9.0 yards allowed per play in the first 15 snaps to 4.6 per play over the final 43 plays.
- The final eight drives featured three three-and-outs, a pair of fourth-down-stops and one fumble.
- Texas only gained two first downs in the second half, compared to 11 in the first two quarters.
★ UF held the Texas WR duo of Cam Coleman and Ryan Wingo to a combined season-low of 67 receiving yards.

-DEFENSIVE PROGRESS TRENDING -

★ Florida's defense has improved in the last three games (Texas, Georgia, Oklahoma) compared with the Ole Miss, Missouri and South Carolina stretch.
★ After giving up an 80-yard run and pass plays of 35+ yards to every opponent in the first stretch, the defense allowed nothing longer than 62 yards over the last three games.

CATEGORY	UM/MIZ/USC	UT/UGA/OU
POINTS PER GAME	37.0	24.7
TOTAL OFFENSE PER GAME	459.7	315.7
PASSING YARDS PER GAME	305.7	160.3
YARDS PER PLAY	6.93	5.04
TOUCHDOWNS ALLOWED	13	7
COMPLETION PERCENTAGE	71.7%	63.2%
YARDS PER PASS ATTEMPT	9.3	6.3

- DEFENSIVE LINE DIGEST -

- Entering the 2026 season, Florida's defensive line unit ranked No. 30 in the FBS (Phil Steele).
- Florida returned each of its top three in sacks from last season in **JACK Jayden Woods**, **DL Kamran James** and **DL Brendan Bett**, in addition to five of its top six players in tackles for loss.
- Bett had a career-high 1.5 tackles-for-loss at Texas, highlighted by a fourth-quarter TFL (-3) of QB Arch Manning on fourth-and-two to force a turnover on downs, setting up a Gator touchdown drive.
- Fifth-year senior transfer **DL Emmanuel Oyebadejo** has been heavily involved in the unit as his UF debut in Week 1 featured a pair of tackles and quarterback hurries along with one pass breakup.
★ As a game-time decision at Auburn, Oyebadejo's first-ever SEC game featured three tackles (two solo), a career-high 2.5 sacks, one pass breakup and one QB hurry. His play sequence featured: sack (-6), sack (-7) on third down, pass breakup, QB hurry and sack (-4) on fourth down.
★ In eight games, Oyebadejo has 6.5 tackles-for-loss, 4.5 sacks, six QB hurries, three PBUs and forced fumble.
- At Jax State in 2025, Oyebadejo started all 14 games and led the team with 3.5 sacks on top of 6.5 TFL and 41 tackles.
- Now back healthy, five-star junior **LB LJ McCray** looks to return to form after playing all 13 games as a true freshman in 2024. He appeared in just one game (vs. USF) during the 2025 campaign.
★ McCray set career highs in tackles (four), tackles-for-loss (2.5) and sacks (1.5) at Texas. McCray had one TFL (-2) and one sack (-7) on back-to-back plays. He has a career-high 4.5 tackles for loss and 2.5 sacks this season.
- McCray returned to the field after one-full year (364 days) and had two tackles with one pass breakup at the UF four-yard line to prevent an FAU touchdown pass in Week 1.
- Rounding out Florida's unit are several returners in fifth-year senior **JACK Kofi Asare** (12), fifth-year senior **DL Jamari Lyons** (12), sophomore **DL Jeremiah McCloud** (11) and sophomore **DL Joseph Mbatchou** (9). All four players played at least nine games in 2025 while Asare and Lyons saw action in all 12 contests.
- Florida also brought in senior transfer **DL DK Kalu** (Baylor), who played 11 games (seven starts) from 2024-25. Kalu played eight games (six starts) last season, totaling 10 tackles and 0.5 TFL.

2025 PRESEASON AWARDS (WATCH LISTS & TEAMS)

» **DL Caleb Banks** - Bronko Nagurski Award Preseason Watch List
» **DL Caleb Banks** - Chuck Bednarik Award Preseason Watch List
» **OL Austin Barber** - Outland Award Preseason Watch List
» **RB Jadan Baugh** - Doak Walker Award Preseason Watch List
» **RB Jadan Baugh** - Paul Hornung Award Preseason Watch List
» **TE Hayden Hansen**- Mackey Award Preseason Watch List
» **QB DJ Lagway** - Allstate Wuerffel Trophy Preseason Watch List
» **QB DJ Lagway** - Davey O'Brien Award Preseason Watch List
» **QB DJ Lagway** - Maxwell Award Preseason Watch List
» **QB DJ Lagway** - Walter Camp Award Preseason Watch List
» **EDGE Tyreak Sapp** - Chuck Bednarik Award Preseason Watch List
» **OL Jake Slaughter** - Lombardi Award Preseason Watch List
» **OL Jake Slaughter** - Outland Award Preseason Watch List
» **OL Jake Slaughter** - Rimington Trophy Preseason Watch List
» **K Trey Smack** - Lou Groza Award Preseason Watch List
» **LS Rocco Underwood** - Patrick Mannelly Award Preseason Watch List
» **OL Austin Barber** - Media Preseason First Team All-SEC
» **OL Jake Slaughter** - Media Preseason First Team All-SEC
» **DL Caleb Banks** - Media Preseason Second Team All-SEC
» **K Trey Smack** - Media Preseason Second Team All-SEC
» **LS Rocco Underwood** - Media Preseason Second Team All-SEC
» **RB Jadan Baugh** - Media Preseason Third Team All-SEC
» **EDGE Tyreak Sapp** - Media Preseason Third Team All-SEC
» **WR Eugune Wilson III** - Media Preseason Third Team All-SEC
» **OL Jake Slaughter** - Preseason First Team All-American (CBS, ESPN, Walter Camp, Athlon Sports and Sporting News)
» **OL Jake Slaughter** - Preseason Second Team All-American (Phil Steele)

2026 - GATORS IN THE FBS / SEC RANKINGS

Rushing TDs (SEC)

Rk.	Player	TOTAL
1.	Jadan Baugh	14

Total Touchdowns (SEC)

Rk.	Player	TOTAL
1.	Jadan Baugh	14

Total Points Scored (SEC)

Rk.	Player	TOTAL
1.	Jadan Baugh	84
11.	Patrick Durkin	67

Punt Return Yards in a Game (NCAA)

Rk.	Player	TOTAL
1.	Vernell Brown III	173

Punt Return TDs (FBS)

Rk.	Player	TOTAL
T1.	Vernell Brown III	2

Kickoff Return Average (SEC)

Rk.	Player	AVG
1.	London Montgomery	22.7

Longest Punt (SEC)

Rk.	Player	YARDS
1.	Alec Clark	75

Longest Touchdown Rush (SEC)

Rk.	Player	YARDS
2.	Jadan Baugh	75

Fumbles Recovered (SEC)

Rk.	Player	TOTAL
T2.	Myles Graham	2
T2.	Myles Johnson	2

Completion Percentage (SEC)

Rk.	Player	PCT
3.	Aaron Philo	70.0

Rushing Yards (SEC)

Rk.	Player	TOTAL
3.	Jadan Baugh	836

Rushing Yards Per Game (SEC)

Rk.	Player	AVG
3.	Jadan Baugh	92.89

Touchbacks (SEC)

Rk.	Player	TOTAL
3.	Patrick Durkin	44

Yards Per Pass Attempts (SEC)

Rk.	Player	AVG
3.	Aaron Philo	8.76

Field Goal Percentage (SEC)

Rk.	Player	PCT
4.	Patrick Durkin	91.7

All Purpose Yards Per Game (SEC)

Rk.	Player	AVG
5.	Jadan Baugh	100.7

Yards Per Carry (SEC)

Rk.	Player	AVG
5.	Jadan Baugh	5.23

- A THORN IN THE SIDE -

- Florida's second-highest graded defender and tackler (56) from last season was rising senior **S Bryce Thornton.**
- Thornton started the 2026 season with pass breakups in back-to-back games and across his last 12 appearances, he has six games with at least one PBU. In Week 3, he co-led the defense in tackles with six.
- He started 11 games and led the Gators in pass breakups (seven) and fumble recoveries (two) in 2025.
- Last season, Thornton recovered two fumbles (returning one for a TD) in Week 1 vs. LIU to become the first Gator with two in a game since Gervon Dexter Sr. vs. FAU in the 2021 season opener.
- In 41 career games and 30 starts (most on defense) at safety from 2023-26, Thornton has racked up 159 tackles (89 solo), 8.0 TFL, 1.5 sacks, 17 pass breakups, four INTs, two forced fumbles and two fumble recoveries.

- SAFETIES FIRST -

- **S Bryce Thornton** headlines a UF secondary unit that ranked No. 37 in the FBS entering the year (Phil Steele).
- In all but one game this season, Thornton has started alongside senior transfer **S DJ Coleman** (nine starts), who played 35 games with 12 starts at safety at Baylor from 2023-25.

★ Coleman earned Florida's first takeaway of the season with an interception on the season's opening drive and sealed the upset of No. 4 Ole Miss with a fourth quarter pick. He has forced three takeaways this season.

★ Ranking second on defense with 491 total snaps, Coleman has only allowed eight catches on 16 targets for the lowest reception percentage in the UF secondary.

- Against Georgia, Coleman led Florida with a career-high eight tackles (six solo) and forced his first fumble of the season (second of career), leading to UF's lone takeaway.
- Last season at Baylor, Coleman started 11 games and had 46 tackles (30 solo), 6.5 TFLs, four pass breakups, two interceptions and one forced fumble.
- Sophomore **S Lagonza Hayward** has been key in the secondary after playing 11 games as a true freshman.
- In Week 5, Hayward made his first-career start at STAR (Nickel) and tied his career high with six tackles.
- Hayward's Week 2 outing featured four tackles (three solo), 2.0 TFLs and two pass breakups.
- Across 128 defensive snaps in 2025, Hayward logged 12 tackles (seven solo), 3.5 TFLs, 1.0 sack and two QB hurries.

- CORNERBACK CORNER -

- Florida returned 2025 starters **CB Dijon Johnson** and **CB Cormani McClain** for their senior seasons to pair with sophomores **CB Ben Hanks III** (nine starts) and **CB J'Vari Flowers** are also key in the cornerback rotation.

★ For the second straight game, Hanks and McClain played every snap (77) at corner vs. Oklahoma with Hanks adding two PBUs for a team-leading four this season.

★ After allowing 10 catches (151 yards and two TDs) in the prior three games entering the Texas matchup, McClain only allowed two catches for 17 yards with a long of 14 yards.

★ On his snap guarding Ryan Wingo, he did not allow a catch and vs. Cam Coleman, he allowed one catch for only three yards, helping hold the Texas WR duo to a season-low 67 receiving yards.

★ Hanks III and McClain played all 51 snaps at Texas and allowed three catches for 26 yards (two yards after the catch). The two were the only corners to play vs. Georgia, helping hold them to a season-low 101 passing yards and zero touchdown passes.

- At Texas, McClain tied his career-high in tackles (six) and had 1.0 tackle-for-loss (-3) on a third-and-one rushing attempt.
- McClain nabbed his third-career interception and first of the season on Auburn's opening drive (second pass attempt), marking UF's second INT on an opponent's first drive this season.
- Hanks III is one of two underclassmen (Woods) to start on defense in all nine games this season.
- In just 12 career games (10 starts), Hanks III has 33 tackles (26 solo), seven PBUs, one INT and 1.5 TFL.
- Hanks III played in three games in 2025 with his lone start in the season finale victory over FSU, posting two tackles, two pass breakups and his first-career interception - which he returned for 48 yards.
- Despite not being a full-time defensive player until the second half of the 2025 season, Flowers compiled 17 tackles, four pass breakups and 0.5 TFL while playing in all 12 games and making two starts as a true freshman.
- In the season finale vs. FSU, Hanks III and Flowers represented UF's first pair of true freshmen to start at cornerback in the same game since 2017 vs. FSU (Marco Wilson and CJ Henderson). They played all 66 snaps.
- In Week 1, Johnson intercepted FAU's Veltkamp in the second quarter for his second-career pick and UF's second of the game, giving UF multiple INTs for the first time since Oct. 4, 2025 vs. Texas (two), and for the first time in a season opener since Sept. 4, 2021 vs. FAU (two).
- Johnson had the best coverage grade of the UF secondary and did not allow a catch in two targets vs. Auburn.
- With 35 career games and eight starts to his credit, Johnson has totaled 47 tackles (29 solo), 2.0 TFLs, eight pass breakups, two interceptions and one fumble recovery.

★ In Week 2, Flowers was named to the PFF National Team of the Week, recording a career-high three pass breakups on four targets while surrendering negative net passing yards. His three PBUs lead the Gators.

★ In Week 2, Flowers graded as the No. 6 cornerback in coverage in the FBS and ranked No. 1 in the SEC (85.1).

- SPECIAL TEAMS MAKEOVER -

★ Florida replaced all three of its first-string specialists via the transfer portal this offseason after seeing P Tommy Doman, K Trey Smack and LS Rocco Underwood depart, all earning starting roles in the NFL as Florida has seven 'starting' specialists in the league, the most of any school in the NCAA.

- The Gators owned the SEC's longest field goal (Smack -56 yards) *and* punt (Doman - 71 yards) during the 2025 regular season, marking the only FBS team to lead both categories inside their conference.
- The Gators welcomed junior **K Patrick Durkin** (Tulane), senior **P Alec Clark** (Tulane) and fifth-year senior **LS Carter Milliron** (Louisiana) as transfers to fill their primary specialist roles in 2026.
- Making his UF debut in Week 1, Durkin's first field goal attempt resulted in a career long of 53 yards.

★ In his career, Durkin is 38-of-44 on field goal attempts (86.4%) and 93-of-94 on extra-points attempts (98.9%). He is 13-of-16 from 40-plus yards, 7-for-8 from 40-49 yards and 5-of-7 from 50-plus yards in his career.

★ Against South Carolina, he missed his first-career field goal from 40-49 yards (43).

- As Tulane's primary kicker in 2025, Durkin made 25-of-28 field goals (89.3%) highlighted by a pair of 52-yarders.
- Durkin kicked off 80 times for 5,110 yards (63.9 avg) and 69 touchbacks while going 41-of-42 on extra points.
- Durkin went 4-of-6 from 50-plus yards in 2025, tying for third in the FBS in 50-plus-yard attempts made.
- Meanwhile, Clark spent each of the last two full seasons as the primary punter at Tulane (2025) and Marshall (2024), combining to play all 27 of his team's games from 2024-25. He also spent 2023 at Marshall.

★ Clark averaged 50-plus in back-to-back games with a mark of 51.3 vs. Georgia as three-of-four punts went inside the 20-yard line, a long of 64-yards and forced a muff return.

★ At Texas, Clark averaged 51.8 yards per punt across six attempts with career-long 75-yarder for the fifth longest in the FBS and longest in the SEC this season. His 75-yarder is tied for the fourth-longest in school history, joining Chas Henry (2010) and Eric Wilbur (2003).

- Clark punted twice vs. No. 4 Ole Miss (56.5 average) highlighted by a 70-yarder (tied career long) falling to the Rebels' two-yard line. He tied his career-high in punt attempts (eight) at Missouri, averaging 45.4 yards with three of 50-plus and two inside the Tigers' 20-yard line.

★ Week 1, Clark's UF debut was only as the holder as he did not punt, marking the first time Florida did not punt in a game since Oct. 2, 2022 vs. Eastern Washington. In Week 2, Clark made his debut punting two times (52.0 average) with a long of 55 yards and one inside the opposing 20-yard line.

- He also attempted a fake punt but was stopped short vs. Campbell. It was UF's first fake punt since 2021 vs. Vanderbilt by Jeremy Crawshaw (starting punter for Denver Broncos).
- From 2022-24 at Louisiana, Milliron played long snapper in all 40 of the Cajuns' games. He then played the first four games of the 2025 campaign before redshirting, giving him 45 career games played at the position.
- **K Liam Padron** (Texas A&M), **P Miller Fealy** (Southwestern Oklahoma) and **LS Hunter Solwold** (Washington) were also added via the portal to add depth alongside returners **K Brandon Rabasco**, **P Nicholas Inglis** and freshman **LS Lincoln Anderson,** who will handle snaps on field goals and extra points.

- RETURN GAME STRONG -

★ The Gators lead the SEC in single-game punt return yards (173) by **WR Vernell Brown III** and single-game kickoff return yards (128) by **RB London Montgomery**, who leads the SEC in kickoff return average (23.7, 151th in FBS).

★ Florida is one of three schools in the FBS to lead their conference in single-game punt and kickoff return yards.

★ Brown III etched his name in the history books with 64-yard and 70-yard punt return TDs on consecutive punts in the second quarter vs. Campbell, joining WR Jacquez Green (Sept. 28, 1996 vs. Kentucky, third quarter, 66 and 79 yards) as the lone players in UF history to return back-to-back punts for touchdowns. They are the only two UF players with two punt return TDs in the same game. Brown III also tied the program record for punt return TDs in a season (two). The most in a Gators career is four by Brandon James.

- Brown III's first return TD of 64 yards marked Florida's first punt return TD since Kadarius Toney's 50-yard TD return vs. Kentucky on Nov. 28, 2020 (68 games), marking a span of 277 punts between the two scores.
- He is one punt return TD away from setting the single season program record for punt return TDs and two punt return TDs away from tying program record set by Jacquez Green and Brandon James
- Brown III broke Brandon James' program record of 155 punt return yards in a game, set in 2007 vs. Western Carolina, with 173 punt return yards vs. Campbell.
- The 173 return yards were the most by a player across all three divisions of college football this season.

★ Since 1996, Brown III is one of nine players to have 173-plus punt return yards and two punt return TDs in a single game. The last was Phillip Brooks (Oct. 24, 2020) of Kansas State. He is also one of three SEC players to accomplish the feat, joining Marcus Murphy (Missouri, 2012) and Joe Adam (Arkansas, 2011).

- Brown III was one of two true freshmen and one of 18 FBS players with five 20-yard punt returns last season,

★ Montgomery's 409 total kickoff returns yards this season make him one of 13 Gators to reach 300+ in a single-season since 1996. The last Gator to reach the mark was Trevor Etienne (431) in 2022.

★ He owns the No. 1 & 3 spots among SEC returners in kickoff yards in a single-game: 128 vs. Ole Miss & 105 at Texas.

- Montgomery logged a career-long kick return of 74 yards in the third quarter vs. No. 4 Ole Miss, one kick after posting a 41-yard return. He finished with three returns for 128 yards (43.0 avg). The 74-yard return is the second longest in the SEC and longest by a Gator since Solomon Patton (100 yards) at Missouri in 2013.

2026 - GATORS IN THE FBS / SEC RANKINGS

Kickoff Return Yards (SEC)

Rk.	Team	TOTAL
1.	**Florida**	**485**

Punt Return Average (SEC)

Rk.	Team	AVG
1.	**Florida**	**20.23**

Fumbles Forced (SEC)

Rk.	Team	TOTAL
2.	**Florida**	**10**

Fumbles Lost (SEC)

Rk.	Team	TOTAL
2.	**Florida**	**3**

Rushing Touchdowns (SEC)

Rk.	Team	TOTAL
3.	**Florida**	**22**

Completion Percentage (SEC)

Rk.	Team	PCT
3.	**Florida**	**68.7**

Tackles-for-Loss (SEC)

Rk.	Team	TOTAL
3.	**Florida**	**62**

40-Yard-Plus Rushing Plays (SEC)

Rk.	Team	TOTAL
4.	**Florida**	**6**

Sacks Allowed (SEC)

Rk.	Team	TOTAL
4.	**Florida**	**16**

Net Punting (SEC)

Rk.	Team	AVG
5.	**Florida**	**42.39**

Rushing Offense (SEC)

Rk.	Team	AVG
5.	**Florida**	**164.22**

Time of Possession (SEC)

Rk.	Team	AVG
5.	**Florida**	**31:21**

Redzone Offense (SEC)

Rk.	Team	PCT
6.	**Florida**	**89.2**

Scoring Offense (SEC)

Rk.	Team	AVG
6.	**Florida**	**32.4**

Punt Return Average (FBS)

Rk.	Team	AVG
6.	**Florida**	**20.23**

Team Tackles for Loss Per Game (FBS)

Rk.	Team	AVG
13.	**Florida**	**6.9**

Team Sacks Per Game (FBS)

Rk.	Team	AVG
25.	**Florida**	**2.67**



JON SUMRALL

HEAD COACH

First Season

@CoachJonSumrall

48-16 Overall (.750) | 5-4 at Florida (.556) | Fifth Season
2026 Dodd Trophy National Coach of the Month (September)
2025 Eddie Robinson Coach of the Year Finalist
2025 George Munger College Coach of the Year Semifinalist
2025 Paul "Bear" Bryant Coach of the Year Award Watch List
2025 College Football Playoff Berth
2025 American Athletic Conference Champions
2023 Huntsville-Madison County Athletic Hall of Fame Inductee
2023 Eddie Robinson Coach of the Year Finalist
2023 Sun Belt Conference Champions
2022 Sun Belt Coach of the Year
2022 Eddie Robinson Coach of the Year Finalist
2022 Cure Bowl Champions
2022 Sun Belt Conference Champions
2013 FootballScoop Defensive Line Coach of the Year Finalist

Jon Sumrall was named the 31st head football coach in program history, Athletic Director Scott Stricklin announced Nov. 30, 2025.

Sumrall, who brings extensive coaching and playing experience in the Southeastern Conference, joins the Gators after engineering rapid turnarounds at two different programs and guiding his teams to championship game appearances in every season he has served as a head coach. Sumrall is known for his energy, leadership, program-building skills and consistent results.

"Jon Sumrall is a proven winner and an exceptional leader who has built successful programs at every stop," Stricklin said. "He brings tremendous energy, strong recruiting relationships across our footprint, and a philosophy rooted in toughness, discipline and player development. Jon will cultivate a daily culture of competitiveness, accountability and winning that drives success on the field and throughout our program. He fully understands the expectations at the University of Florida, and we're excited to welcome him and his family to Gator Nation.

"Not many coaches win big at two different non-Power programs, and even fewer do it as quickly as Jon has," Stricklin said. "He joins rare company—coaches like Urban Meyer, Brian Kelly and Willie Fritz—who've delivered immediate success at multiple stops. Jon's track record of rapid turnarounds speaks directly to his leadership and the culture he establishes."

Despite only returning four starters this season, Sumrall guided No. 17 Tulane to a spot in the College Football Playoff at No. 6 Ole Miss after winning the American Conference Championship 34-21 over No. 24 North Texas.

The Green Wave currently own a record of 11-2 (7-1) and a clinched spot in the conference championship in back-to-back seasons. Sumrall has now made four conference championship game appearances in his first-four years as a head coach, becoming the only coach in FBS history to do so at two different schools.

Tulane placed a league-leading 13 on the 2025 American All-Conference Teams led by Special Teams Player of the Year, kicker Patrick Durkin, who was the first in program history to earn the honor.

Sumrall, 43, has developed a reputation as one of college football's top young coaches during his tenures at Troy and Tulane and currently owns the fifth-highest winning percentage among active FBS coaches (43–12, .782), trailing only Ryan Day, Dan Lanning, Kirby Smart and Curt Cignetti.

He is also widely regarded as a strong recruiter with deep ties throughout the Southeast, including Florida, Georgia, Alabama, Louisiana and Tennessee. Sumrall has earned consistent praise for his talent identification, player development and ability to connect with student-athletes and their families.

"The University of Florida is one of the premier programs in college football, and it's an incredible honor to serve as the head football coach," Sumrall said. "I believe in building a team rooted in toughness, accountability and a relentless competitive spirit. Florida has everything necessary to compete at the highest level—the resources, the support, the tradition and the passion of Gator Nation. My family and I are excited to get to work.

"One of my first priorities will be to assemble an incredible staff, including an offensive coordinator who understands that, at Florida, having an explosive offense isn't optional – it's mandatory!"

In his first season as Tulane's head coach, Sumrall guided the Green Wave to their third straight American Athletic Conference Championship Game and a bowl appearance versus Florida. His team finished first or second in the conference in 10 statistical categories, including leading the league in third-down conversions (52.5%), defensive touchdowns (6), completion percentage (65.6%), scoring offense (37.2) and pass-efficiency defense (111.65). Tulane led the nation in defensive touchdowns and produced a league-high 18 all-conference selections.

JON SUMRALL COACHING HISTORY

Year	Team, Position (Record as HC)
2026-Pres.	Head Coach, Florida (0-0)
2024-25	Head Coach, Tulane (20-8)
2022-23	Head Coach, Troy (23-4)
2021	Defensive Coordinator, Kentucky
2019-20	Inside Linebackers, Kentucky
2018	Linebackers, Ole Miss
2015-17	Assistant Head Coach / LB / Special Teams, Troy
2012-14	Defensive Coordinator, Tulane
2010-11	Assistant Head Coach / Defensive Coordinator, San Diego
2007-09	Defensive Line, San Diego
2005-06	Graduate Assistant, Kentucky

As the head coach at Troy in 2022 and 2023, Sumrall engineered one of the nation's most impressive program turnarounds—leading the Trojans to back-to-back Sun Belt championships, consecutive 12-win seasons and multiple national rankings. He was named conference Coach of the Year and twice was a finalist for the Eddie Robinson Coach of the Year award.

Troy's 23 victories across the 2022–23 seasons were tied for the third most nationally, trailing only Georgia, Michigan and Washington. Troy and Michigan were the only two programs to win conference titles in both seasons.
Sumrall was a three-year letterwinner at middle linebacker at Kentucky from 2002–04. He led the Wildcats with 72 tackles his redshirt-junior year. A standout off the field as well, he was named to the SEC Academic Honor Roll and selected to the Frank G. Ham Society of Character. After earning his finance degree in 2005, he served as a graduate assistant at Kentucky during the 2005 and 2006 seasons under Rich Brooks.

He spent five seasons at the University of San Diego beginning in 2007, including two years as defensive coordinator, before returning to Tulane for a three-year stint as defensive coordinator. Sumrall served as assistant head coach at Troy from 2015–17, then spent four seasons in the SEC—at Ole Miss in 2018 and at Kentucky from 2019–20 and again as co-defensive coordinator in 2023—before becoming Troy's head coach.

A two-time all-Alabama selection and four-year letterwinner at Grissom High School, Sumrall was inducted into the Huntsville-Madison County Hall of Fame in 2023. He is married to the former Ginny Nixon, also of Huntsville, and they have four children: Sam, Sadie, Stella and Selah.

Sumrall's approach aligns with Florida's emphasis on excellence—athletically, academically and personally. He is known for building strong relationships with student-athletes, fostering team-first cultures and assembling high-performance staffs aligned with his vision.



SUMRALL SUPERLATIVES

- Jon Sumrall has made four conference championship game appearances in each of his first four years as a head coach. He is the only coach in FBS history to do so at two different schools.
- Sumrall is also the first coach in FBS history to win a conference championship at multiple schools in his first four seasons as a head coach, winning three total titles in that span.
- Sumrall is the third coach in FBS history to reach a conference title game in each of his first four seasons.
- Sumrall (.750, 48-16) holds the seventh-highest win percentage among current FBS head coaches in at least their fifth season behind Ryan Day (.854, 88-15), Kirby Smart (.850, 125-22), Dan Lanning (.831, 54-11), Curt Cignetti (.807, 155-37), Marcus Freeman (.797, 51-13) and Kalen DeBoer (.771, 64-19).
- Sumrall has compiled the seventh-most wins (48) among FBS head coaches since 2022 behind only Smart (59), Cignetti (55), Day (54), Lanning (54), DeBoer (52) and Freeman (51).
- Sumrall is one of three active SEC head coaches to have played in the SEC (Kirby Smart, Clark Lea). Sumrall and Smart are the only active SEC coaches to assume their positions with prior playing and coaching experience in the SEC.
- Sumrall's 19 road victories are tied for the most in the FBS since 2022 with Ryan Day and Dan Lanning.
- Sumrall is 16-3 in road conference tilts with 16 wins since 2022, which ranks third in the FBS since 2022 behind Lanning (17-3) and Day (17-3).
- Sumrall has a career record of 31-8 in October, November and December for an .795 win percentage.
- Winning at least nine games in every season as a head coach, Sumrall is currently averaging 10.75 wins per season – and counting.
- Sumrall's teams have ranked inside the top-30 in the FBS in yards per completion in every season of his tenure: 23rd (2025), seventh (2024), 28th (2023) and 18th (2022).
- Sumrall's defenses racked up 97 takeaways in his four seasons from 2022-25, which was more than any FBS team since 2022.
- Across his four seasons as a head coach from 2022-25, the 159 total sacks by Sumrall's teams rank second compared to all FBS programs in that span, trailing only Penn State (163).
- Sumrall's teams have finished inside the top-30 in the FBS in takeaways every season: 2025 (25, ninth), 2024 (22, 27th), 2023 (23, 20th) and 2022 (27, eighth).
- Never finishing outside the top-35 in the FBS, Sumrall's squads have posted a plus-25 turnover margin in his four seasons: 2025 (+8), 2024 (+7), 2023 (+5), 2022 (+5).
- Sumrall's starting quarterbacks have finished with a passer rating above 138.0 in every season of his tenure: 2025 (139.0), 2024 (166.67), 2023 (146.90) and 2022 (138.78).
- In four seasons from 2022-25, Sumrall's starting quarterbacks have a 78-to-31 TD-to-INT ratio.
- Three of Sumrall's four seasons have seen a running back eclipse 1,100 rushing yards while wideouts have combined for five 700-yard seasons highlighted by a 1,000-plus-yard campaign by Mario Williams in 2024.

DRAFTED NFL PLAYERS COACHED BY SUMRALL

Year	Rnd	Player	Pos	Team	College
2025	3	Caleb Rinshaw	CB	Jacksonville Jaguars	Tulane
2025	7	Micah Robinson	CB	Green Bay Packers	Tulane
2024	5	Javon Solomon	EDGE	Buffalo Bills	Tulane
2024	6	Kimani Vidal	RB	Los Angeles Chargers	Troy
2024	3	Trevin Wallace	LB	Carolina Panthers	Kentucky
2023	4	Jake Andrews	CB	New England Patriots	Troy
2023	7	Carrington Valentine	CB	Green Bay Packers	Kentucky
2022	2	Josh Paschal	DE/LB	Detroit Lions	Kentucky
2021	1	Jamin Davis	ILB	Washington Commanders	Kentucky
2019	7	Donnie Lewis	CB	Cleveland Browns	Tulane
2018	6	Parry Nickerson	CB	New York Jets	Tulane
2018	6	Ade Aruna	DE	Minnesota Vikings	Tulane
2017	6	Tanzel Smart	DT	Los Angeles Rams	Tulane
2015	5	Lorenzo Doss	CB	Denver Broncos	Tulane
2015	7	Tauren Nixon	CB	Denver Broncos	Tulane



Buster Faulkner enters his first season as offensive coordinator for Florida in 2026.

BUSTER FAULKNER

OFFENSIVE COORDINATOR

First Season

@Buster_Faulkner

2025 FootballScoop Offensive Coordinator of the Year
14 Years of Experience as Offensive Coordinator
6x Conference Champion
3x National Champion (2022, 2021, 2007)

Instrumental in a trio of national titles runs at Georgia (2021, 2022) and Valdosta State (2007), Faulkner comes to the Gators after serving as the offensive coordinator at Georgia Tech the past three seasons (2023-25). He comes equipped with 14 years of experience as an offensive coordinator alone, also coaching the tight ends at Georgia Tech after three seasons at Georgia as an offensive quality control coach (2020-22). Faulkner was also named the 2025 FootballScoop Offensive Coordinator of the Year.

In addition to his national championship success, Faulkner boasts six collegiate conference titles and four division crowns, while claiming a high school state championship as both a coach and a player.

Collectively across his three seasons at Georgia Tech, Faulkner's offense ranks first in the ACC in rushing (197.8), second in total offense (437.7), third in passing efficiency (144.1) and fifth in scoring offense (31.0). The Yellow Jackets have surrendered the fewest sacks in the conference in all three years of his tenure, allowing 34 total in that span – three fewer than any other ACC team and good for third in the entire FBS. Georgia Tech also ranks 14th and 18th nationally in rushing offense and total offense since 2023, respectively.

The elite output from Faulkner's Yellow Jacket offense has come with tremendous consistency. Faulkner has directed a Georgia Tech offense ranked in the top half of the ACC in rushing, total offense, scoring and passing efficiency in each of his three campaigns. As a result, Georgia Tech improved from a 5-7 record the year prior to Faulkner's arrival to achieve consecutive, seven-win seasons from 2023-24 upon his arrival, culminating with a 9-3 campaign and t-second-place finish in the ACC in 2025.

Faulkner produced five or more All-ACC honorees on the offensive side of the ball in every season with the Jackets for a grand total of 17 selections, featuring 2025 first team quarterback Haynes King. Under Faulkner's guidance, King led the ACC while ranking third nationally in total offense (329.0 YPG) and was named ACC Quarterback of the Week five times in 11 games this season. King holds status as the only power-conference player in the nation this season, and just the fifth since 1956, to average at least 240 passing yards and 80 rushing yards per game.

In 2024, guard Keylan Rutledge became Georgia Tech's first non-specialist to earn first-team All-America honors in 10 years. That same year, King turned in another ultra-impressive season as the orchestrator of Faulkner's attack, becoming the first FBS quarterback in the last 70 years with 2,000 passing yards, 10 touchdown passes, a 70% completion percentage and two or fewer interceptions in a season. That came on the heels of a 2023 campaign in which running back Jamal Haynes became Tech's first 1,000-yard rusher in six years, while King was one of two Power Five players with at least 2,800 passing yards, 700 rushing yards, 25 touchdown passes and 10 rushing touchdowns.

Prior to Georgia Tech, Faulkner won two national titles in three seasons as an offensive quality control assistant for quarterbacks at Georgia (2020-22). While in Athens, Faulkner played a significant role in constructing and fielding one of the college football's top offenses. In his three seasons, UGA quarterbacks combined to rank third in the SEC in both passing efficiency (158.6) and passing yards per game (283.1), with the former sitting eighth in the FBS, and fourth in the conference in touchdown-to-interception ratio (2.97). On top of that, Georgia gave up the fewest number of sacks (45) in the SEC for the 11th-best mark in the country.

In 2022, the Bulldogs finished among the top five nationally in scoring (41.3 ppg) and total offense (501.1 YPG). Georgia quarterback Stetson Bennett IV finished fourth in voting for the 2022 Heisman Trophy in Faulkner's final year on staff.

Prior to his three-year stint at Georgia, he spent 10 seasons as offensive coordinator at Southern Miss (2019), Arkansas State (2016-18), Middle Tennessee (2011-15) and Murray State (2010). His 14 seasons as a coordinator also includes a season as OC at Valdosta State in 2008. Faulkner coached quarterbacks at Central Arkansas in 2009 and at Valdosta State in 2007, and was a graduate assistant at Georgia in 2006. Along the way, Faulkner mentored eventual NFL Draft Picks at Southern Miss, Middle Tennessee and Murray State.

As a native of Atlanta, Faulkner was a 2005 graduate of Valdosta State where he starred under center from 2001-03. Passing for 7,100 yards and 64 touchdowns to power the Blazers to a 47-6 combined record, Faulkner collected first team all-conference and honorable mention All-America honors in 2002 prior to transferring to Texas A&M-Commerce for his senior season. He set 10 school records in his lone year at Commerce, throwing for 2,861 yards and 16 scores.

Faulkner was a three-year starter at quarterback at Parkview High School in Lilburn, Ga. and led the Panthers to the 1997 Georgia 4A state championship – the first state title in school history. In 2024, he and his son, Harrison, became the first father-son duo to both win Georgia high school state championships as starting quarterbacks when Harrison led North Oconee to the 4A state title. Faulkner and his wife, Tia, also have two daughters, Hadley and Haisley.

BUSTER FAULKNER COACHING HISTORY

Year	Team, Position
2026-Pres.	Offensive Coordinator, Florida
2023-25	Offensive Coordinator, Georgia Tech
2020-22	Quality Control - Offense, Georgia
2019	Offensive Coordinator / QB, Southern Miss
2017-18	Offensive Coordinator / TE, Arkansas State
2016	Offensive Coordinator, Arkansas State
2011-15	Offensive Coordinator / QB, Middle Tennessee
2010	Offensive Coordinator / QB, Murray State
2009	Quarterbacks, Central Arkansas
2008	Offensive Coordinator / QB, Valdosta State
2007	Quarterbacks, Valdosta State
2006	Graduate Assistant - QB / OL, Georgia
2005	Student Assistant, Valdosta State

DRAFTED NFL PLAYERS COACHED BY FAULKNER (30)

Year	Rnd	Player	Pos	Team	College
2026	1	Keylan Rutledge	G	Houston Texans	Georgia Tech
2025	5	Jackson Hawes	TE	Buffalo Bills	Georgia Tech
2025	2	Tate Ratledge	OL	Detroit Lions	Georgia
2025	3	Dylan Fairchild	OL	Cincinnati Bengals	Georgia
2025	3	Jared Wilson	OL	New England Patriots	Georgia
2025	4	Arian Smith	WR	New York Jets	Georgia
2024	1	Brock Bowers	TE	Las Vegas Raiders	Georgia
2024	1	Adarius Mims	OL	Cincinnati Bengals	Georgia
2024	2	Ladd McConkey	WR	Los Angeles Chargers	Georgia
2024	5	Sedrick Van Pran-Granger	OL	Buffalo Bills	Georgia
2023	1	Broderick Jones	OL	Pittsburgh Steelers	Georgia
2023	3	Darnell Washington	TE	Pittsburgh Steelers	Georgia
2023	4	Stetson Bennett	QB	Los Angeles Rams	Georgia
2023	5	Warren McClendon	OL	Los Angeles Rams	Georgia
2023	7	Kenny McIntosh	RB	Seattle Sehawks	Georgia
2022	2	George Pickens	WR	Pittsburgh Steelers	Georgia
2022	2	James Cook	RB	Buffalo Bills	Georgia
2022	4	Zamir White	RB	Las Vegas Raiders	Georgia
2022	6	Justin Shaffer	OL	Atlanta Falcons	Georgia
2022	6	Jamaree Salyer	OL	Los Angeles Chargers	Georgia
2022	6	John FitzPatrick	TE	Atlanta Falcons	Georgia
2021	3	Ben Cleveland	OL	Baltimore Ravens	Georgia
2021	3	Tre' McKitty	TE	Los Angeles Chargers	Georgia
2021	6	Trey Hill	OL	Cincinnati Bengals	Georgia
2020	6	Quez Watkins	WR	Philadelphia Eagles	Southern Miss
2018	7	Richie James	WR	San Francisco 49ers	Middle Tennessee
2014	6	Walt Powell	WR	Arizona Cardinals	Murray State
2009	1	Matthew Stafford	QB	Detroit Lions	Georgia
2008	7	Chester Adams	G	Chicago Bears	Georgia
2007	6	Ken Shackleford	T	St. Louis Rams	Georgia



BRAD WHITE

DEFENSIVE COORDINATOR

First Season

@CoachWhiteFB

14 NFL Draft Picks in 7 NFL Drafts at Kentucky (2019-25)
7 Consecutive Top-45 FBS Defenses FBS (2018-24)
4 Top-25 FBS Defenses (2018, 2019, 2021, 2022)
3 First Round NFL Draft Picks Since 2019 (2019, 2021, 2025)

Brad White enters his first season as defensive coordinator for Florida in 2026.

White spent the previous eight seasons on staff at Kentucky, highlighted by his last seven as defensive coordinator/outside linebackers coach. During his time in Lexington, the Wildcats made six bowl appearances while ranking among the top-20 FBS teams in both scoring defense (22.1) and total defense (344.1) under his tutelage from 2018-2025. Across seven NFL Drafts while at Kentucky (2019-24), White developed 14 NFL Draft picks and six selections in the top-two rounds on the defensive side of the ball.

Over the course of White's Wildcats tenure, Kentucky evolved into one of the top defenses in the entire SEC. Led by White, Kentucky strung together seven-consecutive, top-45 FBS defenses from 2018-24, featuring four top-25 defenses in 2018, 2019, 2021 and 2022. In 2024, the Wildcats finished sixth in the FBS in red zone defense (70.8%) and 21st in passing defense (183.7). That was followed by a pair of 2025 NFL Draft picks in April, headlined by first-rounder Maxwell Hairston, who became the highest-drafted defensive back in program history.

Kentucky posted one of its top rush defense seasons ever in 2023, holding opponents to 113.1 rush yards per game to rank second in the SEC and 17th in the FBS. That same year, White's defense ranked fifth in the SEC and 19th nationally in sacks (35) while sitting fourth and 28th tackles for loss (85), respectively. The Wildcats also produced the third-most takeaways in the conference (18).

That elite showing came on the heels of a truly historic 2022 defensive performance in which the Wildcats finished seventh in the FBS in passing defense (170.8), 11th in total defense (311.4) and 13th in scoring defense (19.2). Each of those statistics ranked among the top three in the SEC.

In 2021, White's UK defense was third nationally in fourth-down defense (27.8%), 20th in run defense (121.5) and 26th in both scoring defense (21.7) and total defense (340.1). The year prior in 2020, UK ranked inside the top six of the SEC in nearly every defensive category featuring a league-best pass defense (224.6) and number of takeaways (22).

The 2019 campaign saw White take the reins as defensive coordinator and for the first time since 1979, Kentucky did not allow more than 30 points in a single regular-season game. The Wildcats ranked 13th nationally in scoring defense and 21st in total defense.

Capped off by a 10-3 record and Citrus Bowl victory in his first year on staff in 2018, White used his NFL experience to guide senior linebacker Josh Allen to one of the greatest individual seasons in team history. Racking up 88 tackles, 21.5 tackles for loss and 17 sacks, Allen was named National Defensive Player of the Year, a Unanimous First Team All-American and SEC Defensive Player of the Year on top of sweeping every major, national defensive award: Bronko Nagurski Award, Chuck Bednarik Award, Ronnie Lott IMPACT Trophy and Jack Lambert Award. As a result, Allen was the seventh overall pick in the first round of the 2019 NFL Draft.

Prior to Kentucky, White coached with the Indianapolis Colts for six seasons (2012-17) as the outside linebackers coach (2015-17), assistant linebackers coach (2014) and defensive quality control coach (2012-13). While on staff, White and the Colts made three-straight playoff appearances (2012-14) and claimed back-to-back AFC South Titles in 2013 and 2014.

As a native of Portsmouth, R.I., White graduated from Wake Forest in 2004 where he was a three-year starter at linebacker. Across 35 career games, he totaled 227 tackles, 19.0 tackles for loss, 4.0 sacks and eight passes defended. White was a three-time Academic All-Atlantic Coast Conference selection and was named to the 2004 CoSIDA Academic All-District III team.

White and his wife, Kate, have four children, Julia, Lincoln, Hudson and Lydia.

BRAD WHITE COACHING HISTORY

Year	Team, Position
2026-Pres.	Defensive Coordinator, Florida
2019-25	Defensive Coordinator / OLB, Kentucky
2018	Outside Linebackers, Kentucky
2015-17	Outside Linebackers, Indianapolis Colts
2014	Assistant Linebackers, Indianapolis Colts
2012-13	Quality Control - Defense, Indianapolis Colts
2010-11	Inside Linebackers, Air Force
2009	Safeties, Murray State
2007-08	Graduate Assistant - Defense, Wake Forest

DRAFTED NFL PLAYERS COACHED BY WHITE (14)

Year	Rnd	Player	Pos	Team	College
2025	1	Maxwell Hairston	CB	Buffalo Bills	Kentucky
2025	4	Deone Walker	DT	Buffalo Bills	Kentucky
2024	3	Andru Phillips	DB	New York Giants	Kentucky
2024	3	Trevin Wallace	LB	Carolina Panthers	Kentucky
2023	7	Carrington Valentine	DB	Green Bay Packers	Kentucky
2022	2	Josh Paschal	DE	Detroit Lions	Kentucky
2021	1	Jamin Davis	LB	Washington Commanders	Kentucky
2021	2	Kelvin Joseph	DB	Dallas Cowboys	Kentucky
2021	6	Quinton Bohanna	DT	Dallas Cowboys	Kentucky
2021	6	Brandin Echols	CB	New York Jets	Kentucky
2021	7	Phil Hoskins	DT	Carolina Panthers	Kentucky
2019	1	Josh Hines-Allen	LB	Jacksonville Jaguars	Kentucky
2019	2	Lonnie Johnson Jr.	CB	Houston Texans	Kentucky
2019	3	Mike Edwards	S	Tampa Bay Buccaneers	Kentucky

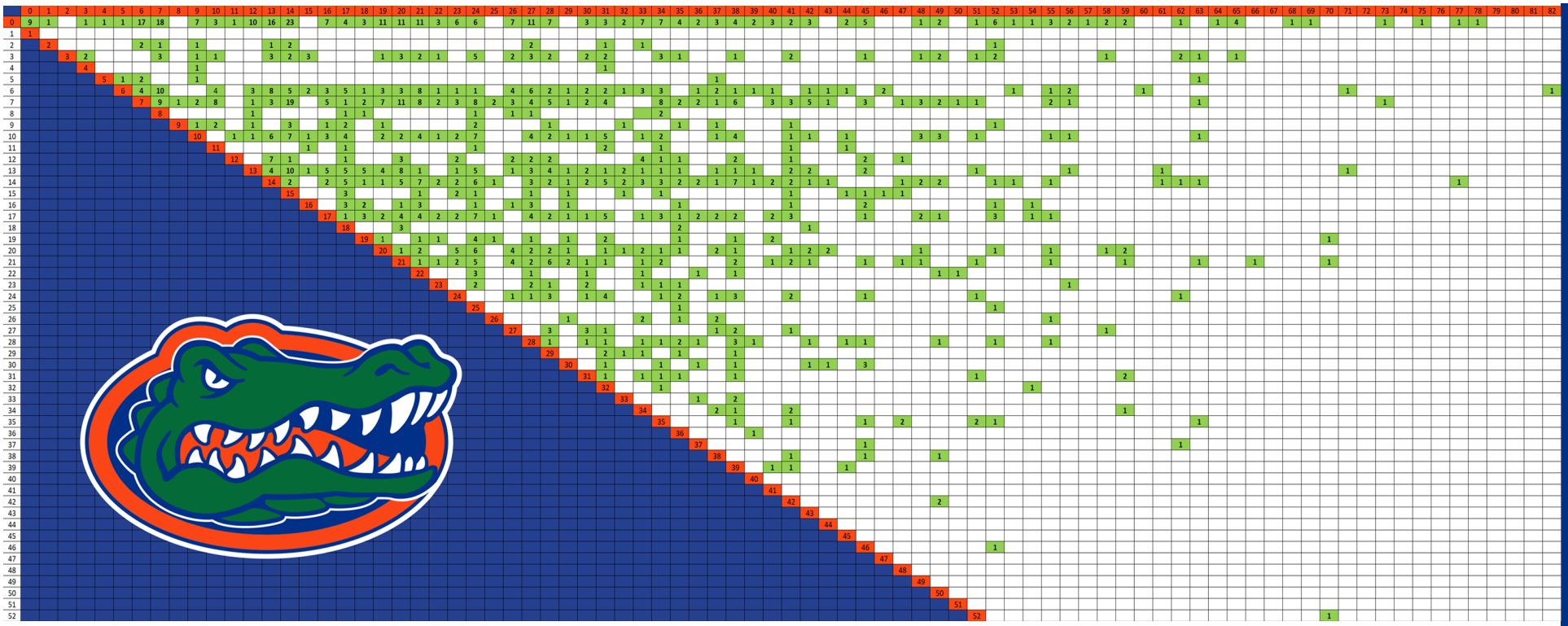

What is Scorigami?

Scorigami is the art of building final scores that have never happened before in Gators Football history. The concept was first thought up by Jon Bois, who wanted to know the number of unique scores throughout the history of the NFL. This chart was inspired by UCF.

How do I read this Chart?

The winning team's score is along the top (horizontal axis), and the losing team's score is along the right (vertical axis). Scores marked in green have happened, scores in white have not yet happened and scores in blue are impossible. The bottom half is all blue because the losing team can not score more points than the winning team.

57

Unique Scores

In Florida Football History

27-8

LAST SCORIGAMI

Oct. 31, 2026 vs. No. 3 Georgia Gators loss.

Most Common Final Scores in Florida Football History

Game Result

Score	Times	Last Occurrence	UF Record
14-0	23	Sept. 23, 1967, W vs Illinois	11-12
14-7	19	Nov. 3, 2012, W vs Missouri	12-7
7-0	18	Nov. 30, 1963, W vs Florida State	9-9
6-0	17	Oct. 31, 1959, L at Auburn	7-4
13-0	16	Oct. 25, 1980, W vs Louisville	8-8
27-0	11	Nov. 10, 1984, W vs Georgia (JAX)	10-1
21-0	11	Sept. 30, 1989, W vs Mississippi St. (TPA)	8-3
20-0	11	Oct. 5, 1985, W at LSU	4-7
19-0	11	Nov. 2, 1963, L at Auburn	7-4
20-7	11	Nov. 12, 2016, W at South Carolina	5-5-1

14

Most Common Winning Score

Has Occured 74 times, Last at Kentucky, W 14-9

Next Closest: 24 points, 71 times

0

Most Common Losing Score

Has Occured 272 times, Last vs LIU, W, 55-0

Next Closest: 7 points, 87 times

144-0

Largest Margin of Vicotry

On Oct. 6, 1913, G.E. Pyle's Gators took down Florida Southern 144-0 in Gainesville

	In 2026	2022-25	From 2018-21	From 2015-17	From 2011-14	From 2005-10
Florida's Record...						
Overall	5-4	23-27	35-16	23-15	29-21	65-15
at Home	3-2	18-8	20-4	14-4	18-8	36-5
on the Road	2-1	4-14	11-6	6-6	8-9	17-7
at Neutral Sites	0-1	1-5	4-7	3-5	3-4	12-3
in the State of Florida	3-2	20-13	25-8	17-7	21-13	46-8
Jacksonville	--	0-4	1-3	2-1	2-3	5-1
Miami	--	0-1	1-0	--	0-1	1-0
Orlando	--	--	1-0	0-1	--	0-1
Tallahassee	--	1-1	1-0	0-1	1-1	2-1
Tampa	--	1-0	1-1	1-0	--	2-0
in Overtime	--	0-2	0-1	1-0	0-1	1-0
Florida versus SEC Teams...						
Overall	3-4	12-20	21-14	16-10	17-15	38-13
at Home	1-2	9-5	11-4	8-2	9-5	16-5
on the Road	2-1	3-11	9-6	6-5	7-7	15-6
at Neutral Sites	0-1	0-4	1-4	2-3	1-3	7-2
Florida in Games...						
vs. Non-Conference Teams	2-0	11-7	14-2	7-5	12-6	27-2
vs. Unranked Teams	3-2	17-7	28-8	19-6	24-8	47-5
vs. Ranked Teams	2-2	5-19	6-8	4-9	5-13	18-10
Home	1-0	5-4	2-1	2-1	2-2	6-2
Away	1-1	0-10	1-2	1-3	2-8	4-6
Neutral	0-1	0-5	3-6	1-5	1-3	8-2
vs. Top-10 Teams	2-1	3-12	4-7	1-4	4-6	12-4
Decided by 7 points or less	2-0	6-7	4-8	9-2	7-9	10-7
Decided by 3 points or less	1-0	4-2	1-4	3-2	1-3	4-3
When Florida...						
Scores First	3-2	19-9	25-7	18-5	17-7	49-1
Opponents Score First	2-2	4-18	10-9	5-10	12-14	16-14
Scores 30-plus points	4-0	14-6	28-4	9-0	17-0	47-3
Scores 40-plus points	4-0	9-0	16-2	3-0	6-0	31-0
Scores less than 21 points	0-4	1-18	1-9	6-12	4-18	4-9
Allows 14 or fewer points	1-0	9-0	15-1	18-0	16-0	40-1
Allows 20 or fewer points	1-0	14-2	23-2	19-2	24-5	52-2
Allows 21-plus points	4-4	6-25	12-16	4-13	5-16	13-13
Leads at halftime	4-0	19-7	27-4	17-3	24-4	57-3
Trails -or- Tied at halftime	1-4	4-20	8-12	6-12	5-17	8-12
Leads after 3rd Quarter	4-0	20-3	31-3	20-1	24-3	60-2
Trails -or- Tied after 3rd Qtr.	1-4	3-24	4-13	3-14	5-18	5-13
Out-Rushes its Opponent	5-1	19-6	25-2	16-2	27-6	63-6
is Out-Rushed by Opponent	0-3	4-21	9-14	7-13	2-15	2-9
When Florida Finishes with...						
300-plus Total Yards	5-2	22-18	35-14	17-6	24-5	58-9
400-plus Total Yards	4-0	15-5	25-7	8-1	15-1	39-1
500-plus Total Yards	2-0	6-2	16-2	3-0	5-0	21-0
Less than 300 Total Yards	0-2	1-9	0-2	6-9	5-16	7-6
150-plus Rushing Yards	5-0	19-5	24-6	11-3	21-3	48-5
200-plus Rushing Yards	4-0	13-3	16-3	7-1	15-2	32-2
250-plus Rushing Yards	2-0	5-2	8-1	4-0	7-0	17-0
a 100-yard Rusher	4-0	13-5	8-0	9-1	17-3	19-1
Less than 100 Rushing Yards	0-3	1-10	6-5	3-9	1-8	7-5
250-plus Passing Yards	3-2	11-7	24-9	6-4	5-2	27-1
300-plus Passing Yards	2-0	4-4	17-5	2-0	3-1	11-1
Less than 200 Passing Yards	2-2	7-12	6-5	17-11	17-17	23-8
Blocked a Kick / Punt	--	2-2	3-2	0-4	9-3	22-1
When Florida Allows...						
Less than 200 Total Yards	--	3-0	2-0	6-0	5-3	12-0
Less than 300 Total Yards	2-0	8-4	16-2	15-2	17-7	40-3
300-plus Total Yards	3-4	15-23	19-14	8-13	12-14	25-12
400-plus Total Yards	1-1	9-16	7-11	3-8	4-6	5-4
Less than 100 Rushing Yards	2-0	9-3	16-1	12-2	18-5	44-1
100-plus Rushing Yards	3-4	14-24	19-15	11-13	11-16	21-14
150-plus Rushing Yards	1-2	7-18	9-12	5-12	2-13	3-8
200-plus Rushing Yards	0-2	3-11	3-8	3-11	1-6	1-4
a 100-yard Rusher	0-1	5-17	5-12	6-9	2-12	7-7
Less than 200 Passing Yards	2-1	10-10	16-6	16-7	16-13	38-7
200-plus Passing Yards	3-3	13-18	18-9	7-8	13-8	27-8
300-plus Passing Yards	1-1	3-10	4-3	1-1	3-2	7-1

TITLE CENTRAL

Florida is one of four schools to win three outright national titles since 1990. The 2006 and 2008 championships were won in the BCS National Championship Game, and the Gators were the unanimous pick in all four major polls in 1996.

NATIONAL TITLES (Since 1990)

Team	Years	Titles
Alabama	1992, 2009, '11, '12, '15, '17, '20	7
FLORIDA	**1996, 2006, 2008**	**3**
Florida State	1993, 1999, 2013	3
LSU	2003*, 2007, 2019	3
Nebraska	1994, 1995, 1997*	3
Ohio State	2002, 2014, 2024	3
Clemson	2016, 2018	2
Georgia	2021, 2022	2
Miami	1991*, 2001	2
Southern California	2003*, 2004	2

*Split Title

SEC CHAMPIONSHIP GAME WINS

Alabama	11
FLORIDA	**7**
Georgia	6
LSU	5
Auburn	3
Tennessee	2

SEC CHAMPIONSHIP GAME APPEARANCES

Alabama	16
FLORIDA	**13**
Georgia	13
LSU	7
Auburn	6
Tennessee	5
Arkansas	3
Missouri	2
Texas	1
Mississippi State	1
South Carolina	1

RECORDS IN THE SWAMP (Since 1990)

Overall	190-42
vs. SEC	100-30
vs. SEC East	64-9
vs. SEC West	30-17
vs. Non-Conference	90-12
vs. Ranked Teams	35-21
vs. Top-10 Teams	21-11
vs. Top-5 Teams	13-9
vs. Unranked Teams	155-21

THE LAST TIME...

A Gators Player Had...

30+ Rushing Attempts:	38 - Jadan Baugh vs Florida State (Nov. 29, 2025 / 9 games)
40+ Rushing Attempts:	41 (school record) - Errict Rhett vs. Georgia (Oct. 30, 1993 / 422 games)
100+ Yards Rushing:	142 (Jadan Baugh) & 126 (Duke Clark) vs. No. 4 Ole Miss (Sep. 26, 2026 / 5 games)
200+ Yards Rushing:	266 - Jadan Baugh vs Florida State (Nov. 29, 2025 / 9 games)
300+ Yards Rushing:	316 (school record) - Emmitt Smith vs. New Mexico (Oct. 21, 1989 / 471 games)
5+ Touchdowns Rushing:	5 (tied school record) - Jadan Baugh vs. Kentucky (Oct. 19, 2024 / 26 games)
20+ Pass Completions:	22 - Tramell Jones Jr. at No. 7 Texas (Oct. 17, 2026 / 2 games)
30+ Pass Completions:	33 - DJ Lagway at No. 3 LSU (Sept 13, 2025 / 18 games)
40+ Pass Completions:	44 - Luke Del Rio vs. UMass (Sept. 3, 2016 / 132 games)
300+ Yards Passing:	305 - DJ Lagway vs. Tulane (Dec. 20, 2024 / 21 games)
400+ Yards Passing:	456 - DJ Lagway vs. Samford (Sept. 7, 2024 / 31 games)
500+ Yards Passing:	Never
5+ Touchdowns Passing:	6 - Emory Jones vs. Samford (Nov. 13, 2021 / 61 games)
Consecutive 300-Yard Passing Games:	3 - Kyle Trask vs. Tennessee-LSU- No. 1 Alabama (Dec. 5-12-19, 2020 / 73 games)
3+ Consecutive Games with 300+ Yards Passing:	3 - Kyle Trask vs. Tennessee-LSU-No. 1 Alabama (Dec. 5-12-19, 2020 / 73 games)
10+ Receptions:	11 - Eugene Wilson vs. No. 1 Georgia (Oct. 28, 2023 / 36 games)
150+ Receiving Yards:	166 - Ricky Pearsall at South Carolina (Oct. 14, 2023 / 38 games)
3+ Receiving TDs:	3 - Kyle Pitts vs. Kentucky (Nov. 28, 2020 / 76 games)
Kickoff Return TD:	Antonio Callaway (44 yards) vs. Missouri (Oct. 15, 2016 / 127 games)
Punt Return TD:	Vernell Brown III (2x: 64 yards and 70 yards) vs. Campbell (Sep. 12, 2026 / 7 games)
150+ Return Yards:	173 (punt) - Vernell Brown III vs. Campbell (Sep. 12, 2026 / 7 games)
Fake Field Goal TD:	Michael McNeely (21 yards) vs. No. 9 Georgia (Nov. 1, 2014 / 153 games)
Multiple Interceptions:	2 - Bryce Thornton vs. No. 9 Ole Miss (Nov. 23, 2024 / 23 games)
Consecutive Multi-Interception Games:	Ryan Smith, vs. Alabama (2), vs. No. 9 LSU (2) (Sept. 30-Oct. 7, 2006 / 259 games)
Interception Return TD:	Cormani McClain (29 yards) vs. Kentucky (Oct. 19, 2024 / 26 games)
Intercepted PAT Return for Defensive Extra Point:	Keiwan Ratliff vs. Kentucky (Sept. 28, 2002 / 310 games)
Fumble Return TD:	Bryce Thornton vs. Long Island (37 yards) (Aug. 30, 2025 / 20 games)
Fumble Recovery TD in End Zone:	Nick Washington vs. Georgia (Oct. 31, 2015 / 140 games)
Blocked a Punt:	Taylor Spierto vs. No. 9 Texas (Oct. 4, 2025 / 16 games)
Blocked a Field Goal:	Jordan Young vs. No. 14 Oregon State (Dec. 18, 2022 / 45 games)
Blocked a PAT:	Caleb Banks at Kentucky (Sep. 30, 2023 / 40 games)
Blocked Multiple Kicks (any combo):	Chris Rainey (2 punts) at Vanderbilt (Nov. 6, 2010 / 202 games)
Blocked Punt Return TD:	vs. Colorado State (Sept. 15, 2018 / 107 games) James Houston IV block, Tyrie Cleveland 0-yard return
Blocked Field Goal Return TD:	vs. No. 23 Florida State (Nov. 26, 2005 / 267 games) Marcus Thomas block, Reggie Lewis 52-yard return
Blocked PAT Return for Extra Point:	vs. Charleston Southern (Sept. 1, 2018 / 109 games) Jeremiah Moon block, Austin Perry return
Made a 50-Yard Field Goal:	Patrick Durkin (53) vs. Florida Atlantic (Sep. 5, 2026 / 8 games)
Made Multiple 50-Yard Field Goals:	Trey Smack (53, 54) vs. Mississippi State (Oct. 18, 2025 / 14 games)
Made 5+ Field Goals:	Trey Smack (5) vs. Charlotte (Sep. 23, 2023 / 41 games)
Missed a PAT:	Trey Smack vs. Florida State (Nov. 29, 2025 / 9 games)
Missed a Field Goal:	Patrick Durkin (43) vs South Carolina (Oct. 10, 2026 / 3 games)
Played Both Ways:	Aaron Chiles at No. 7 Ole Miss (Nov. 15, 2025 / 11 games)
Started Both Ways:	Loucheiz Purifoy (CB/RB) vs. No. 10 Florida State (Nov. 24, 2012 / 173 games)
WR or RB Throw a TD Pass:	Trent Whittemore at Missouri (Nov. 20, 2021 / 60 games)
TD by an Offensive Lineman:	Austin Barber (fumble recovery in endzone) at Mississippi State (Sep. 21, 2024 / 29 games)
Rushing & Receiving TDs:	Duke Clark (1 Rush/1 Rec) vs. Florida Atlantic (Sep. 5, 2026 / 8 games)
Forced & Recovered Fumble:	Shemar James at Florida State (Nov. 30, 2024 / 22 games)

The Gators Had...

2 Gators with 100+ Yards Rushing:	vs. No. 4 Ole Miss (Sep. 26, 2026 / 5 games) Jadan Baugh (142 yards), Duke Clark (126 yards)
2 Gators with 100+ Receiving Yards:	vs. Samford (Sept. 7, 2024 / 30 games) Eugene Wilson III (141 yards), Elijhah Badger (124 yards)
10+ Plays of 20+ Yards in a Game:	10 - at South Carolina (Oct. 14, 2023 / 37 games)
Converted Five Fourth Downs in a Game:	5 for 6 - at No. 11 Tennessee (Sept. 24, 2022 / 54 games)
Shut Out an Opponent:	55-0 vs. Long Island (Aug 30, 2025 / 20 games)
Held Opponent Under 100 Yards Total Offense:	86 - vs. Long Island (Aug. 30, 2025 / 20 games)
Held Opponent Under 50 Yards Passing:	49 - vs. Long Island (Aug. 30, 2025 / 20 games)
Held Opponent Under 50 Yards Rushing:	37 - vs. Long Island (Aug. 30, 2025/ 20 games)
Forced an Opponent to Have Five Drives of Negative Yards:	5 - vs. No. 5 Florida State (Nov. 25, 2023 / 32 games)
3+ Gators with an Interception:	3 - vs. Tulane (Dec. 20, 2024 / 21 games) Myles Graham, Trikweze Bridges, Alfonzo Allen Jr.
Multiple Defensive TDs:	2 interception return TDs vs. Idaho (Nov. 17, 2018 / 98 games)
Multiple Interception Return TDs:	2 - vs. Idaho (Nov. 17, 2018 / 98 games) Ventrell Miller (82 yards), Chauncey Gardner-Johnson (31 yards)
Converted a 2-Point Conversion:	vs. No. 3 Georgia (Oct. 31, 2026 / 1 game) (Jadan Baugh Pass/Dallas Wilson reception)
Recorded a Safety:	vs. No. 9 Texas (Oct. 4, 2025 / 16 games) (Taylor Spierto blocked punt)
Blocked 2 Kicks (any combo):	2 - vs. Towson (Sept. 28, 2019 / 91 games) Zachary Carter (blocked punt), Adam Shuler (blocked FG)
Blocked 3 Kicks (any combo):	3 - vs. Kentucky (Oct. 25, 2008 / 232 games) William Green (blocked punt), Jeff Demps (blocked punt), Joe Haden (blocked FG)
Blocked 2 Punts:	at Vanderbilt (Nov. 6, 2010 / 201 games) (Chris Rainey, both)
Blocked 2 Field Goals:	vs. South Carolina (Nov. 11, 2006 / 253 games) (Ray McDonald; Jarvis Moss)
Touchdown on Opening Drive:	vs. No. 4 Ole Miss (Sep. 26, 2026 / 5 games)
Touchdowns on First Three Possessions:	vs. McNeese (Sept. 9, 2023 / 42 games)
Touchdowns on First Four Possessions:	vs. McNeese (Sept. 9, 2023 / 42 games)
Touchdowns on First Seven Possessions:	vs. McNeese (Sept. 9, 2023 / 42 games)
4 Freshmen Score TDs:	vs. Western Carolina (Nov. 18, 2006 / 255 games) Riley Cooper (3 rec.); Tim Tebow (2 rush); Jarrod Fayson (rush); Brandon James (punt return)
Time of Possession of Less Than 20 Minutes:	18:17 - vs. No. 21 LSU (Nov. 16, 2024 / 24 games)
Time of Possession of 40+ Minutes:	42:04 - vs. UAB (Nov. 18, 2017 / 110 games)
Florida Intentionally Took Safety:	Graham Mertz at South Carolina (Oct. 14, 2023 / 37 games)
Florida Player Allows Safety via Penalty:	John Brantley vs. Furman (Nov. 19, 2011 / 186 games) Batted ball out of end zone after botched snap

Florida's Opponent Had...

40+ Rushing Attempts:	44 - Derrick Henry, No. 2 Alabama (Dec. 5, 2015 / 134 games)
100+ Yards Rushing:	214 - Jamal Roberts, No. 25 Missouri (Oct. 3, 2026 / 4 games)
200+ Yards Rushing:	214 - Jamal Roberts, No. 25 Missouri (Oct. 3, 2026 / 4 games)
2+ Players with 100+ Yards Rushing:	vs. USF (Sept. 17, 2022 / 55 games) 150 - Brian Battie & 102 - Gerry Bohanon
3+ Rushing Touchdowns:	3 - 214 - Jamal Roberts, No. 25 Missouri (Oct. 3, 2026 / 4 games)
20+ Pass Completions:	21 - John Mateer, Oklahoma (Nov. 7, 2026 / 0 games)
30+ Pass Completions:	34 - Caden Veltkamp, Florida Atlantic (Sep. 5, 2026 / 8 games)
40+ Pass Completions:	40 - Kyle Shurmur, Vanderbilt (Sept. 30, 2017 / 117 games)
300+ Yards Passing:	340 - Austin Simmons, No. 25 Missouri (Oct. 3, 2026 / 4 games)
400+ Yards Passing:	400 - Liam Welch, Samford (Nov. 13, 2021 / 61 games)
100+ Yards Receiving:	110 - Cayden Lee, No. 25 Missouri (Oct. 3, 2026 / 4 games)
150+ Yards Receiving:	155 - Brenen Thompson, Mississippi State (Oct. 18, 2025 / 14 games)
200+ Yards Receiving:	227 - Elijah Moore, Ole Miss (Sept. 26, 2020 / 83 games)
2+ Players with 100+ Yards Receiving:	Mississippi State (Oct. 18, 2025 / 14 games) Brenen Thompson (155), Anthony Evans III (107)
3+ Receiving Touchdowns:	3 - Jaray Jenkins, LSU (Oct. 16, 2021 / 60 games)
300+ Yards Total Offense:	Oklahoma - 351 (144 rush/207 pass) (Nov. 7, 2026 / 0 games)
Kickoff Return Touchdown:	Barion Brown (99 yards), Kentucky (Oct. 19, 2024 / 26 games)
Punt Return Touchdown:	Ryan Niblett (63 yards), No. 7 Texas (Oct. 17, 2026 / 2 games)
Fumble Return Touchdown:	Chris Cole (66 yards), No. 3 Georgia (Oct. 31, 2026 / 1 game)
Interception Return Touchdown:	D. Spears (58 yards), No. 3 LSU (Sept. 14, 2025 / 18 games)
3+ Interceptions (one player):	3 - Corey Webster, No. 18 LSU (Oct. 12, 2002 / 309 games)
50+ Yard Field Goal:	C. Davis (53 yards), No. 4 Miami (Sept. 20, 2025 / 17 games)
Blocked a Field Goal:	Tyreek Johnson, South Carolina (Oct. 14, 2023 / 38 games)
Blocked Field Goal Touchdown:	Kentucky, (Oct. 2, 2021 / 66 games) Joshua Paschal block, Trevin Wallace 76-yard return
Fake Field Goal Touchdown:	Trent Domingue (17-yard run), No. 6 LSU (Oct. 17, 2015 / 141 games)
Blocked Punt:	Joenel Aguero, No. 1 Georgia (Oct. 28, 2023 / 37 games)
Blocked Punt Return Touchdown:	Josh Jacobs, No. 1 Alabama (Dec. 3, 2016 / 122 games)
Fake Punt Touchdown:	Dakereon Joyner (48 yards), South Carolina (Nov. 12, 2022 / 48 games)
Missed a PAT:	Alex Raynor, Kentucky (Oct. 19, 2024 / 26 games)
Blocked a PAT:	Omari Thomas, No. 11 Tennessee (Sep. 16, 2023 / 42 games)
Blocked PAT Return for Extra Point:	Victor Hampston, South Carolina (Oct. 20, 2012 / 178 games)
Tackled Florida for a Safety:	Chris Leak vs. South Carolina (Nov. 15, 2003 / 291 games)

STATISTICAL RANKINGS

FBS	SEC	Value	Category	FBS	SEC	Value
51	6	400.6	Total Offense	70	10	383.6
39	6	32.4	Scoring Offense	56	10	29.9
57	5	164.2	Rushing Offense	58	6	163.7
59	8	236.3	Passing Offense	79	13	219.9
50	8	143.87	Passing Efficiency	40	6	147.18
111	14	1.30	Touchdown-Interception Ratio	t-12	2	7.00
77	13	367.2	Total Defense	76	12	365.6
98	14	27.6	Scoring Defense	76	10	25.8
60	12	134.7	Rushing Defense	48	10	127.3
99	11	232.6	Passing Defense	108	13	238.2
84	11	135.55	Passing Efficiency Defense	49	5	125.65
97	10	-0.33	Turnover Margin Per Game	7	1	1.11
72	10	10	Takeaways	6	2	18
106	14	4	Interceptions	7	2	12
53	4	16 (1.78)	Sacks Allowed (per game)	86	9	20 (2.22)
97	10	87.50%	Opponent Red Zone %	119	15	90.90%
22	5	42.39	Net Punt Average	121	15	36.43
6	1	20.23	Punt Return Average	84	11	8.27
51	5	22.05	Kickoff Return Average	120	12	17.18
24	6	24 (2.67)	Sacks (per game)	42	11	22 (2.44)
13	3	62 (6.9)	Tackles for Loss (per game)	80	12	46 (5.1)

- CROSSING PATHS: FLORIDA & KENTUCKY -

- Florida HC Jon Sumrall played college football as a linebacker for the University of Kentucky from 2001-2004. He would go on to work as a graduate assistant at Kentucky from 2005-2006, the inside linebackers coach from 2019-2020 and the defensive coordinator in 2021.
- Florida DC Brad White coached at Kentucky as the outside linebackers coach in 2018 and the defensive coordinator from 2019-2025.
- Florida's Chris Collins coached at Kentucky as the co-defensive coordinator/defensive backs coach from 2021-2025.
- Kentucky's Anwar Stewart worked with Jon Sumrall, Brad White and Chris Collins during their time at Kentucky. Stewart was a defensive assistant in 2018 and has been the defensive line coach since 2020.
- Kentucky's Jay Bateman coached at Florida from 2022-2023 as the inside linebackers coach.
- Florida's Gerald Chatman and Kentucky's Nate Dodson both coached at Colorado in 2022.
- Kentucky DB Aaron Gates played at Florida from 2023-2025. Gates played in a total of 17 games as a Gator.
- Kentucky DB Jordan Castell played at Florida from 2023-2025. Castell recorded 34 starts in his Florida career.
- Florida's Emmanuel Oyebadejo and Kentucky's Cole Marszalek played together at Jacksonville State during the 2025 season.
- Florida's Vincent Brown Jr. and Kentucky's Mark Robinson played together at Southeastern during the 2024 season. Both appeared in all nine games with Robinson making nine starts.
- Florida DB Cam Dooley played at Kentucky from 2024-2025.
- Florida's Evan Pryor and Kentucky's Tegra Tshabola played together at Ohio State from 2022-2023.
- Florida P Alec Clark and Kentucky QB JacQai Long played together at Marshall during the 2024 season.

Gators in the Weekly FBS Rankings

After Week	Opp.	Offense Total	Offense Rush	Offense Pass	Defense Total	Defense Rush	Defense Pass
1	FAU	14	20	22	93	72	107
2	Campbell	6	19	20	59	42	77
3	Auburn	3	17	24	65	28	98
4	Ole Miss	5	11	35	72	35	113
5	Missouri	12	25	32	107	54	128
6	South Carolina	18	34	25	109	46	131
7	Texas	24	34	42	93	41	121
8	Bye	21	30	40	89	42	121
9	Georgia	37	43	41	79	57	104
10	Oklahoma	51	57	59	77	60	99
11	Kentucky						
12	Vanderbilt						
13	Florida State						
	Gators in 2025	102	91	91	70	76	76
	Gators in 2024	66	68	69	75	66	83
	Gators in 2023	46	77	40	68	77	70
	Gators in 2022	37	24	77	97	100	84
	Gators in 2021	15	23	46	51	85	25
	Gators in 2020	**9**	96	**1**	83	71	100
	Gators in 2019	45	107	16	**9**	**8**	32
	Gators in 2018	42	27	83	28	65	13
	Gators in 2017	110	75	102	31	50	28
	Gators in 2016	116	113	79	**5**	37	**2**
	Gators in 2015	112	113	t-86	**8**	25	13
	Gators in 2014	96	43	106	15	13	42
	Gators in 2013	115	88	109	**8**	33	**7**
	Gators in 2012	104	39	118	**5**	**4**	16
	Gators in 2011	105	73	89	**8**	40	**t-6**
	Gators in 2010	83	44	t-88	**9**	31	12
	Gators in 2009	**6**	**10**	41	**4**	12	**2**
	Gators in 2008	15	**10**	61	**9**	15	20
	Gators in 2007	14	24	38	42	**10**	t-98
	Gators in 2006	19	38	28	**6**	**5**	3

2026 TEAM LEADERS

Passing Yards (TDs / INTs)

Aaron Philo.....1,367 (9-5)
Kenny Minchey.....1,979 (14-2)

Attempts-Rushing Yards (TDs)

Jadan Baugh.....160-836 (14)
Duke Clark.....42-293 (3)
Aaron Philo.....44-104 (3)
CJ Baxter.....99-541 (8)
Jason Patterson.....78-473 (3)
Jovantae Barnes.....50-272 (1)

Receptions-Receiving Yards (TDs)

Dallas Wilson.....35-465 (3)
Bailey Stockton.....36-373 (2)
Vernell Brown III.....17-271 (2)
Kenny Darby.....45-576 (3)
Willie Rodriguez.....45-405 (3)
DJ Miller.....22-244 (1)

Interceptions (Return Yards / TDs)

DJ Coleman.....2 (1/0)
Dijon Johnson.....1 (1/0)
Ty Bryant.....4 (70/0)
Jordan Castell.....4 (41/1)

Total Tackles (Solo-Assisted)

Myles Graham.....70 (39-31)
Aaron Chiles.....52 (24-28)
DJ Coleman.....39 (20-19)
Grant Godfrey.....78 (30-48)
Ty Bryant.....68 (34-34)
Jordan Castell.....68 (28-40)

Tackles for Loss-Yards (Sacks-Yards)

Jayden Woods.....8.0-26 (4.5-18)
Emmanuel Oyebadejo...6.5-26(4.5-21)
Mi'Quise Humphrey-Grace 9.0-33 (6.0-28)
Tavion Gadson.....5.0-25 (3.0-22)

RANKINGS / STANDINGS

Associated Press Top 25 Poll

Rank	Team	Record	Last
1.	**Georgia**	**8-1**	**2**
2.	Utah	9-0	3
3.	Notre Dame	8-1	4
4.	UCLA	9-0	5
5.	Miami	8-1	1
6.	Indiana	8-1	6
7.	Alabama	7-2	9
8.	**Texas**	**7-2**	**10**
9.	Tennessee	7-2	16
10.	Texas Tech	8-1	13
11.	Wake Forest	8-1	14
12.	BYU	7-2	7
13.	**Kentucky**	**7-2**	**8**
14.	Houston	7-2	17
15.	USC	7-2	18
16.	Iowa	7-2	21
17.	Boise State	8-1	20
18.	Oregon	6-3	NR
19.	**Ole Miss**	**6-3**	**12**
20.	**South Carolina**	**6-3**	**23**
21.	Ohio State	6-3	11
22.	Arizona	7-2	24
23.	New Mexico	8-1	22
24.	LSU	6-3	15
25.	SMU	9-2	NR

updated Nov. 8, 2026

USA Today / AFCA Coaches Poll

Rank	Team	Record	Last
1.	**Georgia**	**8-1**	**2**
2.	Utah	9-0	4
3.	Notre Dame	8-1	6
4.	UCLA	9-0	5
5.	Indiana	8-1	3
6.	Miami	8-1	1
7.	Alabama	7-2	9
8.	**Texas**	**7-2**	**11**
9.	Tennessee	7-2	16
10.	Texas Tech	8-1	13
11.	Wake Forest	8-1	14
12.	BYU	7-2	8
13.	**Kentucky**	**7-2**	**7**
14.	USC	7-2	17
15.	Iowa	7-2	20
16.	Houston	7-2	18
17.	**Ole Miss**	**6-3**	**12**
18.	Boise State	8-1	21
19.	Oregon	6-3	NR
20.	Ohio State	6-3	10
21.	Arizona	7-2	22
22.	LSU	6-3	15
23.	SMU	7-2	24
24.	**South Carolina**	**6-3**	**NR**
25.	New Mexico	8-1	NR

updated Nov. 8, 2026

2025 College Football Playoff

Rank	Team	Record	Last
1.	**Georgia**	**8-1**	**2**
2.	Utah	9-0	3
3.	Alabama	7-2	5
4.	UCLA	9-0	8
5.	Notre Dame	8-1	11
6.	**Texas**	**7-2**	**7**
7.	Miami	8-1	1
8.	Tennessee	7-2	13
9.	Indiana	8-1	4
10.	BYU	7-2	9
11.	**Kentucky**	**7-2**	**6**
12.	Texas Tech	8-1	15
13.	Wake Forest	8-1	16
14.	Houston	7-2	17
15.	Iowa	7-2	19
16.	Oregon	6-3	23
17.	**South Carolina**	**6-3**	**21**
18.	USC	7-2	20
19.	**Ole Miss**	**6-3**	**10**
20.	Ohio State	6-3	12
21.	LSU	6-3	14
22.	**Missouri**	**6-3**	**18**
23.	Arizona	7-2	22
24.	Boise State	8-1	25
25.	Oklahoma State	6-3	NR

updated Nov. 11, 2026

2026 SEC Standings

	Conf. Games		Overall	
Georgia	6-1	.857	8-1	.889
Alabama	5-2	.614	7-2	.778
Kentucky	5-2	.714	7-2	.778
Tennessee	4-2	.667	7-2	.778
Texas	4-2	.667	7-2	.778
Ole Miss	4-3	.571	6-3	.667
South Carolina	4-3	.571	6-3	.667
LSU	3-3	.500	6-3	.667
Missouri	3-3	.500	6-3	.667
Oklahoma	3-3	.500	5-4	.556
Auburn	3-4	.429	5-4	.556
FLORIDA	**3-4**	**.429**	**5-4**	**.556**
Mississippi State	2-5	.286	4-5	.444
Texas A&M	1-5	.167	4-5	.444
Vanderbilt	1-5	.167	3-5	.444
Arkansas	1-5	.167	3-6	.333

2026 SEC Championship Game
TBD vs. TBD
December 5th - Mercedes-Benz Stadium
Atlanta, Georgia

TRACKING 2026 OPPONENTS

Florida Atlantic (6-3)

9/5	**at Florida**	**L, 21-66**
9/12	Navy	W, 38-30
9/19	FIU	W, 16-10
9/26	at ULM	W, 45-17
10/3	Texas Southern	W, 66-10
10/10	BYE	
10/17	at Army	L, 24-56
10/24	Rice	W, 51-49
10/29	at North Texas	L, 41-48
11/5	UTSA	W, 60-29
11/14	at Tulsa	
11/21	South Florida	
11/27	at East Carolina	

Campbell (8-2)

8/29	at ETSU	W, 49-37
9/5	Western Carolina	W, 28-19
9/12	**at Florida**	**L, 3-52**
9/19	North Carolina A&T	W, 42-14
9/26	at Hampton	W, 44-20
10/3	at North Carolina Central	W, 38-21
10/10	BYE	
10/17	Towson	W, 24-20
10/24	at Maine	W, 35-6
10/31	at UAlbany	L, 35-45
11/7	Stony Brook	W, 48-35
11/14	at Elon	
11/21	Monmouth	

Auburn (5-4)

9/5	vs. Baylor	W, 17-16
9/12	Southern Miss	W, 43-8
9/19	**Florida**	**L, 39-44**
9/26	Vanderbilt	W, 21-15
10/3	at Tennessee	L, 14-24
10/10	BYE	
10/17	at Georgia	W, 27-24
10/24	LSU	L, 17-38
10/31	at Ole Miss	L, 15-45
11/7	Arkansas	W, 26-23
11/14	at Mississippi St.	
11/21	Samford	
11/28	at Alabama	

Ole Miss (6-3)

9/6	vs. Louisville	W, 41-38
9/12	Charlotte	W, 41-9
9/19	LSU	W, 32-24
9/26	**at Florida**	**L, 28-52**
10/3	BYE	
10/10	at Vanderbilt	W, 52-17
10/17	Missouri	W, 31-3
10/24	at Texas	L, 27-34
10/31	Auburn	W, 45-15
11/7	Georgia	L, 7-42
11/14	at Oklahoma	
11/21	Wofford	
11/27	Mississippi St.	

Missouri (6-3)

9/3	Arkansas - Pine Bluff	W, 54-14
9/11	at Kansas	W, 38-21
9/19	Troy	W, 27-17
9/26	at Mississippi St.	L, 24-31
10/3	**Florida**	**W, 45-17**
10/10	Texas A&M	W, 27-6
10/17	at Ole Miss	L, 3-31
10/24	BYE	
10/31	at Arkansas	W, 34-10
11/7	Texas	L, 20-34
11/14	at Georgia	
11/21	Kentucky	
11/28	Oklahoma	

South Carolina (6-3)

9/5	Kent St.	W, 57-0
9/12	Towson	W, 45-9
9/19	Mississippi St.	L, 34-41
9/26	at Alabama	L, 18-49
10/3	Kentucky	L, 34-35
10/10	**at Florida**	**W, 38-19**
10/17	BYE	
10/24	Tennessee	W, 27-24
10/31	at Oklahoma	W, 42-25
11/7	Texas A&M	W, 17-9
11/14	at Arkansas	
11/21	Georgia	

Texas (7-2)

9/5	Texas St.	W, 59-7
9/12	Ohio St.	W, 24-23
9/19	UTSA	W, 30-6
9/26	at Tennessee	W, 20-17
10/3	BYE	
10/10	vs. Oklahoma	L, 24-27
10/17	**Florida**	**L, 24-27**
10/24	Ole Miss	W, 24-27
10/31	Mississippi St.	W, 31-3
11/7	at Missouri	W, 34-20
11/14	at LSU	
11/21	Arkansas	
11/27	at Texas A&M	

Georgia (8-1)

9/5	Tennessee St.	W, 63-3
9/12	Western Kentucky	W, 70-30
9/19	at Arkansas	W, 45-17
9/26	Oklahoma	W, 41-13
10/3	Vanderbilt	W, 38-14
10/10	at Alabama	W, 20-17
10/17	Auburn	L, 24-27
10/24	BYE	
10/31	**vs. Florida**	**W, 27-8**
11/7	at Ole Miss	W, 42-7
11/14	Missouri	
11/21	at South Carolina	
11/28	Georgia Tech	

Oklahoma (5-4)

9/4	UTEP	W, 51-0
9/12	at Michigan	L, 10-17
9/19	New Mexico	W, 14-6
9/26	at Georgia	L, 13-41
10/3	BYE	
10/10	vs. Texas	W, 27-24
10/17	Kentucky	L, 13-21
10/24	at Mississippi St.	W, 23-15
10/31	South Carolina	L, 25-42
11/7	**at Florida**	**W, 23-7**
11/14	Ole Miss	
11/21	Texas A&M	
11/28	at Missouri	

Kentucky (7-2)

9/5	Youngstown St.	W, 45-13
9/12	Alabama	L, 17-45
9/19	at Texas A&M	W, 31-21
9/26	South Alabama	W, 45-21
10/3	at South Carolina	W, 35-34
10/10	LSU	W, 35-34
10/17	at Oklahoma	W, 21-13
10/24	Vanderbilt	W, 34-17
10/31	BYE	
11/7	at Tennessee	L, 6-34
11/14	**Florida**	
11/21	at Missouri	
11/28	Louisville	

Vanderbilt (4-5)

9/5	Austin Peay	W, 28-9
9/12	Deleware	W, 35-26
9/19	N.C. State	W, 35-21
9/26	at Auburn	L, 15-21
10/3	at Georgia	L, 14-38
10/10	Ole Miss	L, 17-52
10/17	Arkansas	L, 21-31
10/24	at Kentucky	L, 17-34
10/31	BYE	
11/7	at Mississippi St.	W, 25-23
11/14	Alabama	
11/21	**at Florida**	
11/28	Tennessee	

Florida State (4-5)

8/29	New Mexico St.	W, 34-17
9/7	SMU	L, 27-24
9/19	at Alabama	L, 36-50
9/26	Central Arkansas	W, 34-7
10/3	Virginia	W, 38-7
10/9	at Louisville	L, 20-44
10/17	at Miami	L, 35-43
10/24	BYE	
10/31	Clemson	L, 24-36
11/7	at Boston College	W, 31-24
11/13	at Pitt	
11/21	N.C. State	
11/27	**Florida**	

Gators in the NFL

Zachary Carter	Arizona Cardinals
Gervon Dexter Sr.	Atlanta Falcons
C.J. Henderson	Atlanta Falcons
Kyle Pitts	Atlanta Falcons
Jawaan Taylor	Atlanta Falcons
O'Cyrus Torrence	Buffalo Bills
C.J. Gardner-Johnson	Buffalo Bills
Tommy Doman	Buffalo Bills
Cam Jackson	Carolina Panthers
Stone Forsythe	Carolina Panthers
Trikweze Bridges*	Cincinnati Bengals
T.J. Slaton Jr.	Cincinnati Bengals
Evan McPherson	Cincinnati Bengals
Tyreak Sapp*	Clevland Browns
Austin Barber	Clevland Browns
Jonathan Bullard	Dallas Cowboys
Shemar James	Dallas Cowboys
Malik Davis	Dallas Cowboys
Devin Moore	Dallas Cowboys
Jeremy Crawshaw	Denver Broncos
Trey Dean III	Green Bay Packers
Brenton Cox Jr.	Green Bay Packers
Trey Smack	Green Bay Packers
J. Michael Sturdivant	Green Bay Packers
Trent Brown	Houston Texans
Graham Mertz	Houston Texans
Anthony Richardson Sr.	Indianapolis Colts
George Gumbs Jr.	Indianapolis Colts
Ventrell Miller	Jacksonville Jaguars
Justin Shorter	Las Vegas Raiders
Jake Slaughter	Los Angeles Chargers
Jason Marshall Jr.	Miami Dolphins
Caleb Banks	Minnesota Vikings
Kingsley Eguakun*	New York Giants
Dameon Pierce*	Philadelphia Eagles
Jonathan Greenard	Philadelphia Eagles
Fred Johnson	Philadelphia Eagles
Rocco Underwood	Philadelphia Eagles
Demarcus Robinson	San Francisco 49ers
Ricky Pearsall	San Francisco 49ers
Eddy Piñeiro	San Francisco 49ers
Dante Fowler Jr.	Seattle Seahawks
Alex Anzalone	Tampa Bay Buccaneers
Brandon Crenshaw-Dickson	Tennessee Titans
Chimere Dike	Tennessee Titans
Tommy Townsend	Tennessee Titans
DJ Humphries	Washington Commanders

2026 Combined Record: 72-37 (.661)

*denotes practice squad
-as of 9/2/26

47 NFL Gators

OFFENSE CAREER HIGHS

#1 VERNELL BROWN III
Receptions: 8 (at LSU, 2025)
Receiving Yards: 117 (vs. Florida Atlantic, 2026)
Receiving TDs: 1 (2x, last vs. Campbell, 2026)
Long Catch: 60 (vs. Texas, 2025)
Rush Yards: 14 (2x, last vs. Florida Atlantic, 2026)
Punt Returns: 3 (vs. LIU, 2025)
Punt Return Yards: 173 (vs. Campbell, 2026)
Long Punt Return: 70 (vs. Campbell, 2026)
Punt Return TDs: 2 (vs. Campbell, 2026)
Kick Returns: 1 (vs. LIU, 2025)
Kick Return Yards: 25 (vs. LIU, 2025)
Long Kick Return: 26 (at Texas A&M, 2025)

#2 ERIC SINGLETON JR.
Receptions: 11 (at Vanderbilt, 2025)
Receiving Yards: 117 (vs. North Carolina, 2023)
Long Catch: 58 (at Virginia, 2023)
Receiving TDs: 2 (vs. Ball State, 2025)
Rushes: 6 (vs. Miami, 2024)
Rush Yards: 35 (vs. Georgia State, 2024)
Longest Rush: 35 (vs. Georgia State, 2024)

#3 BAILEY STOCKTON
Receptions: 8 (2x, last vs. Georgia, 2026)
Receiving Yards: 127 (vs. South Carolina, 2026)
Long Catch: 59 (vs. South Carolina, 2026)
Receiving TDs: 1 (3x, last vs. South Carolina, 2026)
Rushes: 1 (3x, last at Colorado, 2025)
Rush Yards: 7 (vs. Vanderbilt, 2024)
Longest Rush: 7 (vs. Vanderbilt, 2024)

#4 TJ ABRAMS
Receptions: 4 (at Kentucky, 2025)
Receiving Yards: 76 (at Ole Miss, 2025)
Long Catch: 63 (vs. Florida Atlantic, 2026)

#5 MICAH MAYS JR
Receptions: 5 (2x, last vs. Florida Atlantic, 2026)
Receiving Yards: 69 (at Oregon State, 2025)
Long Catch: 52 (at Oregon State, 2025)
Receiving TDs: 1 (4x, last at Florida State, 2025)

#6 DALLAS WILSON
Receptions: 8 (vs. South Carolina, 2026)
Receiving Yards: 111 (vs. Texas, 2025)
Long Catch: 55 (vs. Texas, 2025)
Receiving TDs: 2 (vs. Texas, 2025)
Rushes: 1 (vs Ole Miss, 2026)
Rushing Yards: 6 (vs Ole Miss, 2026)
Rushing TDs: 1 (vs Ole Miss, 2026)

#7 AMIR JACKSON
Receptions: 2 (2x, last vs. Georgia, 2026)
Receiving Yards: 48 (vs Auburn, 2026)
Long Catch: 48 (at Auburn, 2026)
Receiving TDs: 1 (2x, last vs Ole Miss, 2026)

#9 TRAMELL JONES JR.
Pass Attempts: 35 (at Texas, 2026)
Pass Completions: 22 (at Texas, 2026)
Pass Yards: 172 (vs. Georgia, 2026)
Pass TDs: 2 (2x, last at Texas, 2026)
Long Pass: 32 (vs LIU, 2025)
Rushes: 10 (at Texas, 2026)
Rush Yards: 41 (at Texas, 2026)
Long Rush: 14 (at Texas, 2026)

#12 AARON PHILO
Pass Attempts: 34 (at Missouri, 2026)
Pass Completions: 21 (3x, last vs. South Carolina, 2026)
Pass Yards: 373 (vs Gardner-Webb, 2025)
Pass TDs: 3 (vs. Florida Atlantic, 2026)
Long Pass: 78 (vs Gardner-Webb, 2025)
Rushes: 13 (vs. South Carolina, 2026)
Rush Yards: 57 (vs NC State, 2024)
Rushing TDs: 1 (4x, last vs Ole Miss, 2026)
Long Rush: 24 (vs. South Carolina, 2026)

#13 JADAN BAUGH
Rushes: 38 (vs Florida State, 2025)
Rush Yards: 266 (vs Florida State, 2025)
Long Rush: 75 (vs. Campbell, 2026)
Rushing TDs: 5 (vs. Kentucky, 2024)
Receptions: 7 (at LSU, 2025)
Receiving Yards: 59 (at LSU, 2025)
Long Reception: 33 (vs Tennessee, 2025)
Receiving Touchdowns: 1 (3x, last vs Tennessee, 2025)
Long Kick Return: 36 (vs Georgia, 2025)

#15 LUKE HARPING
Receptions: 4 (at NC State, 2025)
Reception Yards: 51 (at NC State, 2025)
Longest Catch: 27 (2x, last at NC State, 2025)

#16 AIDAN WARNER
Pass Attempts: 25 (vs Texas, 2024)
Pass Completions: 12 (vs Texas, 2024)
Pass Yards: 132 (vs Texas, 2024)
Long Pass: 39 (vs Texas, 2024)
Rushes: 4 (vs Georgia, 2024)
Rush Yards: 9 (vs Samford, 2024)
Rushing TDs: 1 (vs Samford, 2024)
Long Rush: 9 (vs Samford, 2024)

#17 LACOTA DIPPRE
Receptions: 3 (at Georgia State, 2025)
Reception Yards: 43 (at Liberty, 2025)
Longest Catch: 36 (at Liberty, 2025)
Receiving TDs: 2 (at Texas, 2026)
Rushes: 2 (2x, last at Oregon, 2025)
Rushing Yards: 31 (at Georgia State, 2025)
Rushing TDs: 1 (at Oregon, 2025)

#19 JAYLEN LLOYD
Receptions: 3 (at Indiana, 2024)
Reception Yards: 73 (vs Purdue, 2023)
Longest Catch: 73 (vs Purdue, 2023)
Receiving TDs: 1 (3x, last vs Iowa, 2023)
Rushes: 1 (8x, last vs Houston, 2024)
Rushing Yards: 9 (at Minnesota, 2023)

#20 DUKE CLARK
Rushes: 12 (vs Ole Miss, 2026)
Rushing Yards: 126 (vs Ole Miss, 2026)
Long Rush: 45 (vs Ole Miss, 2026)
Rushing TDs: 1 (3x, last vs Ole Miss, 2026)
Receptions: 4 (vs Oklahoma, 2026)
Receiving Yards: 70 (vs Oklahoma, 2026)
Long Catch: 33 (vs Oklahoma, 2026)
Receiving TDs: 1 (vs. Florida Atlantic, 2026)

#21 EVAN PRYOR
Rushes: 13 (vs. Baylor, 2025)
Rush Yards: 111 (vs. Iowa State, 2025)
Rush Long: 65 (at Miami (OH), 2024)
Rushing TDs: 2 (vs Iowa State, 2025)
Receptions: 5 (vs West Virginia, 2024)
Receiving Yards: 100 (vs West Virginia, 2024)
Receiving TDs: 1 (2x, last at TCU, 2025)
Receiving Long: 80 (vs West Virginia, 2024)

#22 KAHLEIL JACKSON
Receptions: 4 (Vanderbilt, 2023)
Receiving Yards: 52 (at South Carolina, 2023)
Receiving Long: 45 (at South Carolina, 2023)
Pass Completions: 1 (at Auburn, 2026)
Long Pass: 48 (at Auburn, 2026)

#24 LONDON MONTGOMERY
Rushes: 27 (at UTSA, 2025)
Rush Yards: 125 (vs Tulsa, 2025)
Rush TDs: 2 (2x, last vs Memphis, 2025)
Rush Long: 51 (vs Tulsa, 2025)
Receptions: 3 (3x, last vs Charlotte, 2025)
Receiving Yards: 21 (vs BYU, 2025)
Long Catch: 21 (vs BYU, 2025)
Kick Returns: 5 (at Texas, Oct. 17)
Kick Return Yards: 128 (vs Ole Miss, 2026)
Long Kick Return: 74 (vs Ole Miss, 2026)

#25 ANTHONY RUBIO
Rushes: 6 (vs. Tulane, 2024)
Rush Yards: 32 (vs. Tulane, 2024)
Rush TDs: 1 (vs. Tulane, 2024)
Rush Long: 12 (vs LIU, 2025)

#27 BYRON LOUIS
Rushes: 4 (vs. Florida Atlantic, 2026)
Rush Yards: 18 (vs. Campbell, 2026)
Rush Long: 15 (vs. Campbell, 2026)
Receptions: 1 (vs. Florida Atlantic, 2026)
Receiving Yards: 32 (vs. Florida Atlantic, 2026)
Long Reception: 32 (vs. Florida Atlantic, 2026)

#83 JUSTIN WILLIAMS
Receptions: 2 (2x, last vs. Georgia, 2026)
Receiving Yards: 21 (vs Campbell, 2026)
Long Catch: 14 (vs Campbell, 2026)

#84 MICAH JONES
Receptions: 1 (vs. Florida Atlantic, 2026)
Receiving Yards: 6 (vs. Florida Atlantic, 2026)
Long Catch: 6 (vs. Florida Atlantic, 2026)
Receiving TDs: 1 (vs. Florida Atlantic, 2026)

#85 EVAN CHIECA
Receptions: 6 (at UALBANY, 2025)
Receiving Yards: 48 (at Sacred Heart, 2025)
Long Catch: 34 (vs WestConn, 2025)
Receiving TDs: 1 (4x, last vs Merrimack, 2025)

DEFENSE CAREER HIGHS

#0 JAYDEN WOODS
Total Tackles: 8 (vs Tennessee, 2025)
Sacks: 2.5 (at Auburn, 2026)
Tackles For Loss: 2.5 (at Auburn, 2026)
Interceptions: 1 (at Ole Miss, 2025)
Forced Fumbles: 1 (vs Ole Miss, 2026)

#1 BRYCE THORNTON
Tackles: 14 (vs. Ole Miss, 2024)
Sacks: 1 (vs Florida State, 2025)
Interceptions: 2 (vs. Ole Miss, 2024)
Fumble Recoveries: 2 (vs. LIU, 2025)
Defensive Touchdowns: 1 (vs LIU, 2025)

#2 LAGONZA HAYWARD
Tackles: 6 (2x, last at Missouri, 2026)
Tackles For Loss: 2.5 (vs Mississippi St., 2025)
Pass Breakups: 2 (vs. Campbell, 2026)
Sacks: 1 (at Ole Miss, 2025)

#5 MYLES GRAHAM
Tackles: 15 (vs Oklahoma, 2026)
Tackles For Loss: 2 (at Ole Miss, 2025)
Sacks: 2 (vs. South Carolina, 2026)
Forced Fumble: 1 (2x, last vs. Campbell, 2026)
Fumble Recoveries: 1 (3x, last vs. Georgia, 2026)
Interceptions: 1 (vs Tulane, 2024)

#6 JA'VARI FLOWERS
Tackles: 6 (vs. Florida Atlantic, 2026)
Pass Breakups: 3 vs. Campbell, 2026)
Tackles For Loss: 0.5 (vs Mississippi St., 2025)

#7 TY JACKSON
Tackles: 7 (vs. Georgia, 2026)
Tackles for Loss: 2 (at Texas, 2026)
Sacks: 1 (at Texas, 2026)
Forced Fumbles: 1 (at Texas, 2026)

#8 AARON CHILES
Tackles: 9 (4x, last vs Oklahoma, 2026)
Tackles for Loss: 1 (7x, last vs. Georgia, 2026)
Sacks: 1 (at Mississippi St., 2025)
Forced Fumbles: 1 (vs Ole Miss, 2026)

#9 DRAKE STUBBS
Tackles: 3 vs. Campbell, 2026)

#10 CAM DOOLEY
Tackles: 6 (at Louisville, 2025)
Forced Fumbles: 1 (vs Tennessee Tech, 2025)
Fumbles Recovered: 1 (vs Florida, 2025)
Interceptions: 1 (vs Tennessee Tech, 2025)

#11 LJ MCCRAY
Tackles: 4 (at Texas, 2026)
Sacks: 1.5 (at Texas, 2026)
TFLs: 2.5 (at Texas, 2026)

#12 BEN HANKS III
Tackles: 5 (vs. Mississippi St., 2025)
Tackles For Loss: 1 (at Auburn, 2026)
Sacks: 0.5 (at Texas, 2026)
Interceptions: 1 (vs Florida State, 2025)

#13 JORDY LOWERY
Tackles: 5 (at NC State, 2025)
Forced Fumbles: 1 (at FAU, 2025)
Fumbles Recovered: (vs Pitt, 2025)
Interceptions: 2 (at Samford, 2024)
Interception Return Yards: 92 (at Samford, 2024)

#14 KJ FORD
Tackles: 3 (at Missouri, 2026)

#16 TJ BULLARD
Tackles: 1 (4x, last vs North Carolina, 2025)

#17 TITUS BULLARD
Tackles: 1 (vs. LIU, 2025)

#20 KANYE CLARK
Tackles: 7 (2x, last vs. Florida Atlantic, 2026)
Forced Fumbles: 1 (vs Washington, 2025)
Fumble Recoveries: 1 (at Texas, 2026)
Tackles for Loss: 2 (vs. South Carolina, 2026)

#22 KOFI ASARE
Tackles: 6 (vs. Eastern Michigan, 2024)
Forced Fumbles: 1 (vs. Liberty, 2024)
Sacks: 1 (4x, last vs Mississippi St., 2025)

#24 KAMRAN JAMES
Tackles: 6 (4x, last at Missouri, 2026)
Tackles For Loss: 2.5 (vs. Mississippi St., 2025)
Forced Fumbles: 1 (2x, last vs. Florida Atlantic, 2026)
Sacks: 1.5 (vs. Mississippi St., 2025)

#25 CORMANI MCCLAIN
Tackles: 6 (2x last at Texas, 2026)
Tackles for Loss: 1 (4x, last at Texas, 2026)
Inteceptions: 1 (2x, at Miami, 2025)

#27 DIJON JOHNSON
Tackles: 6 (vs. LSU, 2024)
Fuble Recoveries: 1 (at LSU, 2023)
Interceptions: 1 (3x, last at Auburn, 2026)

#29 JADEN ROBINSON
Tackles: 9 (2x, last vs Tennessee, 2025)
Tackles For Loss: 2 (2x, last ve LIU, 2025)
Sacks: 2 (vs. Florida State, 2024)

#33 DJ COLEMAN
Tackles: 8 (vs. Georgia, 2026)
Fumbles Forced: 1 (2x, last vs. Georgia, 2026)
Interceptions: 1 (4x, last vs Ole Miss, 2026)
Interception Return Yards: 26 (vs UCF, 2025)

#37 JAVION TOOMBS
Tackles: 1 (2x, last vs Arkansas, 2023)
PBU: 1 (vs Tulane, 2024)

#43 ALFONZO ALLEN JR.
Tackles: 14 (vs Mississippi St., 2025)
Sacks: 1 (vs UAlbany, 2022)
Forced Fumbles: 1 (vs Texas State, 2023)
Interceptions: 1 (vs Tulane, 2024)

#44 MYLES JOHNSON
Tackles: 4 (2x, last vs. Campbell, 2026)
TFLs: 1 (vs. Florida Atlantic, 2026)
Fumble Recovery: 2 (last vs. Campbell, 2026)

#90 BRENDAN BETT
Total Tackles: 7 (at Texas A&M, 2025)
Tackles for Loss: 1.5 (at Texas, 2026)
Total Sacks: 1 (3x, last at Ole Miss, 2025)
Pass Breakups: 2 (vs. Georgia, 2026)
Forced Fumbles: 1 (vs. Florida Atlantic, 2026)

#91 JERAMIAH MCCLOUD
Tackles: 8 (vs. Florida Atlantic, 2026)
Tackles for Loss: 0.5 (2x, last vs. Campbell, 2026)
Pass Breakups: 1 (2x, last vs. Campbell, 2026)

#93 DK KALU
Tackles: 3 (2x, last at Cincinnati, 2025)
Sacks: 1 (at Auburn, 2026)
Tackles For Loss: 1 (at Auburn, 2026)

#95 JAMARI LYONS
Tackles: 4 (2x, last at Texas A&M)
Tackles-for-Loss: 1 (3x, last at Miami, 2025)
Safety: 1 (McNeese, 2023)

#98 MASON CLINTON
Tackles: 4 (vs Jacksonville St., 2025)

#99 EMMANUEL OYEBADEJO
Tackles: 6 (at Southern Miss, 2025)
Sacks: 2.5 (at Auburn, 2026)
Tackles For Loss: 2.5 (at Auburn, 2026)
Fumbles Forced: 1 (2x, last vs Western Kentucky, 2025)
Pass Breakups: 3 (at FIU, 2025)

SPECIAL TEAMS CAREER HIGHS

#38 ALEC CLARK
Punts: 8 (3x, last at Missouri, 2026)
Punt Yards: 363 (at Missouri, 2026)
Punt Average: 56.0 (at UTSA, 2025)
Long Punt: 75 (at Texas, 2026)
Inside 20: 4 (at Tulsa, 2025)
Tackles: 1 (vs Western Michigan, 2024)

#39 CARTER MILLIRON
Snaps: 15 (Jacksonville State, 2023)
Tackles: 1 (4x, last vs Arkansas State, 2024)

#40 BRANDON RABASCO
Kickoffs: 2 (vs Florida Atlantic, 2026)
Kickoff Yards: 130 (vs Florida Atlantic, 2026)
Kickoff Average: 65.5 (vs Florida Atlantic, 2026)

#41 LIAM PADRON
Kickoffs: 1 (vs McNeese, 2024)
Kickoff Yards: 58 (vs McNeese, 2024)
Kickoff Average: 58 (vs McNeese, 2024)
PAT Made: 1 (vs Florida Atlantic, 2026)

#91 PATRICK DURKIN
Kickoffs: 9 (3x, last at Auburn, 2026)
Kickoff Yards: 604 (at Auburn, 2026)
Kickoff Average: 67.1 at Auburn, 2026)
Field Goals Made: 5 (at Temple, 2025)
Long FG: 53 yards (vs Florida Atlantic, 2026)
PAT Made: 8 (vs Florida Atlantic, 2026)

OFFENSE 2026 UF SEASON HIGHS

#1 VERNELL BROWN III
Receptions: 6 (vs. FAU, Sept. 5)
Receiving Yards: 117 (vs. FAU, Sept. 5)
Long Catch: 49 (vs. FAU, Sept. 5)
Receiving TDs: 1 (2x, last vs. Campbell, Sept. 12)
Rush Yards: 14 (vs. FAU, Sept. 5)
Punt Returns: 4 (vs. Campbell, Sept. 12)
Punt Return Yards: 173 (vs. Campbell, Sept. 12)
Long Punt Return: 70 (vs. Campbell, Sept. 12)

#2 ERIC SINGLETON JR.
Receptions: 6 (at Texas, Oct. 17)
Receiving Yards: 38 (vs Ole Miss, Sept. 26)
Long Catch: 38 (vs Ole Miss, Sept. 26)
Rushes: 2 (at Texas, Oct. 17)
Rushing Yards: 8 (at Texas, Oct. 17)
Long Rush: 8 (at Texas, Oct. 17)

#3 BAILEY STOCKTON
Receptions: 8 (2x, last vs. Georgia, Oct. 31)
Receiving Yards: 127 (vs. vs. South Carolina, Oct. 10)
Long Catch: 59 (vs. South Carolina, Oct. 10)
Receiving TDs: 1 (2x, last vs. South Carolina, Oct. 10
Punt Returns: 2 (vs. vs. Georgia, Oct. 31)
Punt Return Yards: 31 (vs. Georgia, Oct. 31)
Long Punt Return: 22 (vs. Georgia, Oct. 31)

#4 TJ ABRAMS
Receptions: 3 (2x, last at Missouri, Oct. 3)
Receiving Yards: 63 (vs. FAU, Sept. 5)
Long Catch: 63 (vs. FAU, Sept. 5)

#5 MICAH MAYS JR.
Receptions: 2 (vs. FAU, Sept. 5)
Receiving Yards: 20 (at Missouri, Oct. 3)
Long Catch: 20 (at Missouri, Oct. 3)

#6 DALLAS WILSON
Receptions: 8 (vs. South Carolina, Oct. 10)
Receiving Yards: 104 (vs. Campbell, Sept. 12)
Long Catch: 40 (vs. Campbell, Sept. 12)
Receiving TDs: 1 (2x, last at Auburn, Sept. 19)
Rushes: 1 (vs. Ole Miss, Sept. 26)
Rushing Yards: 6 (vs. Ole Miss, Sept. 26)
Rushing TDs: 1 (vs. Ole Miss, Sept. 26)

#7 AMIR JACKSON
Receptions: 2 (2x, last vs. Georgia, Oct. 31)
Receiving Yards: 28 (vs. Ole Miss, Sept. 26)
Long Catch: 48 (at Auburn, Sept 19)
Receiving TDs: 1 (vs. Ole Miss, Sept. 26)

#9 TRAMELL JONES
Pass Attempts: 35 (at Texas, Oct. 17)
Pass Completions: 22 (at Texas, Oct. 17)
Pass Yards: 172 (vs. Georgia, Oct. 31)
Long Pass: 32 (vs. FAU, Sept. 5)
Passing TDs: 2 (at Texas, Oct. 17)
Rushes: 10 (at Texas, Oct. 17)
Rush Yards: 41 (at Texas, Oct. 17)
Long Rush: 14 (at Texas, Oct. 17)

#12 AARON PHILO
Pass Attempts: 34 (at Missouri, Oct. 3)
Pass Completions: 21 (2x, last vs. South Carolina, Oct. 10)
Pass Yards: 275 (vs. FAU, Sept. 5)
Long Pass: 63 (vs. FAU, Sept. 5)
Passing TDs: 3 (vs. FAU, Sept. 5)
Rushes: 13 vs. South Carolina, Oct. 10)
Rush Yards: 32 vs. South Carolina, Oct. 10)
Rushing TDs: 1 (3x, last vs. Ole Miss, Sept. 26)
Long Rush: 12 vs. South Carolina, Oct. 10)

#13 JADAN BAUGH
Rushes: 29 (vs. Ole Miss, Sept. 26)
Rush Yards: 162 (at Auburn, Sept. 19)
Rushing TDs: 3 (3x, last vs. Ole Miss, Sept. 26)
Long Rush: 75 (vs. Campbell, Sept. 12)
Receptions: 3 (at Missouri, Oct. 3)
Receiving Yards: 17 (at Missouri, Oct. 3)
Long Catch: 12 (vs Ole Miss, Sept. 26)

#15 LUKE HARPRING
Receptions: 3 (2x, last at Missouri, Oct. 3)
Receiving Yards: 34 (vs. Ole Miss, Sept. 26)
Long Catch: 23 (vs. Georgia, Oct. 31)

#17 LACOTA DIPPRE
Receptions: 2 (2x, last vs. Georgia, Oct. 31)
Receiving Yards: 15 (2x, last vs. Georgia, Oct. 31)
Long Catch: 10 (2x, last vs. Georgia, Oct. 31)
Receiving Touchdowns: 2 (at Texas, Oct. 17)
Kick Returns: 2 (vs. Campbell, Sept. 12)
Kick Return Yards: 30 (vs. Campbell, Sept. 12)
Long Kick Return: 16 (vs. Campbell, Sept. 12)

#20 DUKE CLARK
Rushes: 12 (vs. Ole Miss, Sept. 26)
Rush Yards: 126 (vs. Ole Miss, Sept. 26)
Long Rush: 45 (vs. Ole Miss, Sept. 26)
Rushing TDs: 1 (3x, last vs. Ole Miss, Sept. 26)
Receptions: 4 (vs Oklahoma, Nov. 7)
Receiving Yards: 70 (vs Oklahoma, Nov. 7)
Long Catch: 33 (vs Oklahoma, Nov. 7)
Receiving TDs: 1 (vs. FAU, Sept. 5)

#21 EVAN PRYOR
Rushes: 7 (at Auburn, Sept. 19)
Rush Yards: 20 (at Auburn, Sept. 19)
Long Rush: 11 at Auburn, Sept. 19)
Receptions: 2 (at Missouri, Oct. 3)
Receiving Yards: 6 (at Auburn, Sept. 19)
Long Catch: 6 (at Auburn, Sept. 19)

#22 KAHLEIL JACKSON
Receptions: 2 (vs. Campbell, Sept. 12)
Receiving Yards: 19 (vs. Campbell, Sept. 12)
Long Catch: 10 (vs. Campbell, Sept. 12)
Pass Attempts: 1 (at Auburn, Sept 20.)
Long Pass: 48 (at Auburn, Sept 20.)

#24 LONDON MONTGOMERY
Rushes: 4 (at Texas, Oct. 17)
Rush Yards: 20 (at Texas, Oct. 17)
Long Rush: 17 (at Missouri, Oct. 3)
Receptions: 1 (2x, last vs. Georgia, Oct. 31)
Receiving Yards: 8 (at Texas, Oct. 17)
Long Catch: 8 (at Texas, Oct. 17)
Kick Returns: 5 (at Texas, Oct. 17)
Kick Return Yards: 128 (vs. Ole Miss, Sept. 26)
Long Kick Returns: 74 (vs. Ole Miss, Sept. 26)

#25 ANTHONY RUBIO
Rushes: 2 (vs. FAU, Sept. 5)
Rushing Yards: 11 (vs. FAU, Sept. 5)
Long Rush: 8 (vs. FAU, Sept. 5)

#27 BYRON LOUIS
Rushes: 4 (vs. FAU, Sept. 5)
Rushing Yards: 18 (vs. Campbell, Sept. 12)
Long Rush: 15 (vs. Campbell, Sept. 12)
Receptions: 1 (vs. FAU, Sept. 5)
Receiving Yards: 32 (vs. FAU, Sept. 5)
Long Catch: 32 (vs. FAU, Sept. 5)

#83 JUSTIN WILLIAMS
Receptions: 2 (2x, last vs. Georgia, Oct. 31)
Receiving Yards: 21 (vs. Campbell, Sept. 12)
Long Catch: 14 (vs. Campbell, Sept. 12)

DEFENSE 2026 UF SEASON HIGHS

#0 JAYDEN WOODS
Tackles: 6 (at Auburn, Sept. 19)
Sacks: 2.5 (at Auburn, Sept. 19)
Tackles for Loss: 3.5 (at Auburn, Sept. 19)
Forced Fumbles: 1 (vs. Ole Miss, Sept. 26)

#1 BRYCE THORTON
Tackles: 6 (at Auburn, Sept. 19)
PBU: 1 (2x, last at Texas, Oct. 17)

#2 LAGONZA HAYWARD
Tackles: 6 (at Missouri, Oct. 3)
Tackles for Loss: 2.0 (2x, last vs. Georgia, Oct. 31)
PBU: 2 (vs. Campbell, Sept. 12)

#5 MYLES GRAHAM
Tackles: 15 (vs Oklahoma, Nov. 7)
Sacks: 2 (vs. South Carolina, Oct. 10)
Tackles for Loss: 2 (vs. South Carolina, Oct. 10)
Fumble Recoveries: 1 (2x, last vs. Georgia, Oct. 31)
Forced Fumbles: 1 (at Texas, Oct. 17)

#6 J'VARI FLOWERS
Tackles: 6 (vs. FAU, Sept. 5)
Tackles for Loss: 0.5 (vs. FAU, Sept. 5)
PBU: 3 (vs. Campbell, Sept. 12)

#7 TY JACKSON
Tackles: 7 (vs. Georgia, Oct. 31)
Sacks: 1 (at Texas, Oct. 17)
Tackles for Loss: 2 (at Texas, Oct. 17)
Forced Fumbles: 1 (at Texas, Oct. 17)

#8 AARON CHILES
Tackles: 9 (2x, last vs Oklahoma, Nov. 7)
Tackles for Loss: 1 (4x, vs. Georgia, Oct. 31)
Forced Fumbles: 1 (vs. Ole Miss, Sept. 26)

#9 DRAKE STUBBS
Tackles: 2 (vs. Campbell, Sept. 12)

#9 DRAKE STUBBS
Tackles: 2 (2x, last vs. Ole Miss, Sept. 26)

#11 LJ MCCRAY
Tackles: 4 (at Texas, Oct. 17)
Sacks: 1.5 (at Texas, Oct. 17)
Tackles for Loss: 2.5 (at Texas, Oct. 17)
QBH: 1 (vs. Campbell, Sept. 12)
PBU: 1 (vs. FAU, Sept. 5)

#12 BEN HANKS III
Tackles: 4 (2x, last at Auburn, Sept. 19)
Sacks: 1 (at Texas, Oct. 17)
Tackles For Loss: 1 (at Auburn, Sept. 19)
PBU: 2 (vs Oklahoma, Nov. 7)

#13 JORDAN LOWERY
Tackles: 2 (vs. FAU, Sept. 5)

#14 KJ FORD
Tackles: 3 (at Missouri, Oct. 3)

#20 KANYE CLARK
Tackles: 7 (vs. FAU, Sept. 5)
QBH: 2 (vs. FAU, Sept. 5)
PBU: 1 (vs. FAU, Sept. 5)
Tackles for Loss: 2 (vs. South Carolina, Oct. 10)
Fumble Recoveries: 1 (at Texas, Oct. 17)

#22 KOFI ASARE
Tackles: 5 (vs. FAU, Sept. 5)
Sacks: 0.5 (vs Oklahoma, Nov. 7)

#24 KAMRAN JAMES
Tackles: 6 (at Missouri, Oct. 3)
Sacks: 1 (2x, last at Missouri, Oct. 3)
Tackles for Loss: 2 (vs. FAU, Sept. 5)
FF: 1 (vs. FAU, Sept. 5)
QBH: 1 (vs. FAU, Sept. 5)

#25 CORMANI MCCLAIN
Tackles: 6 (2x, last at Texas, Oct. 17)
Tackles for Loss: 1 (2x, last at Texas, Oct. 17)
Interceptions: 1 (at Auburn, Sept. 19)

#27 DIJON JOHNSON
Tackles: 4 (2x, last vs. Ole Miss, Sept. 26)
Interception: 1 (vs. FAU, Sept. 5)
PBU: 1 (3x, last vs. Ole Miss, Sept. 26)

#29 JADEN ROBINSON
Tackles: 6 (vs. South Carolina, Oct. 10)
Sacks: 1 (at Auburn, Sept. 19)
Tackles for Loss: 1 (3x last, vs. South Carolina, Oct. 10)

#33 DJ COLEMAN
Tackles: 8 (vs. Georgia, Oct. 31)
Interceptions: 1 (2x, last vs. Ole Miss, Sept. 26)
PBU: 1 (3x, last vs. Ole Miss, Sept. 26)
Forced Fumble: 1 (vs. Georgia, Oct. 31)

#43 ALFONZO ALLEN JR
Tackles: 5 (at Missouri, Oct. 3)

#44 MYLES JOHNSON
Tackles: 4 (vs. Campbell, Sept. 12)
Tackles for Loss: 1 (vs. FAU, Sept. 5)
FR: 1 (2 times, last vs. Campbell, Sept. 12)

#49 JALEN WILLIAMS
Tackles: 1 (vs. Campbell, Sept. 12)

#56 STIVE-BENTLEY KEUMAJOU-YONDUI
Tackles: 3 (vs Oklahoma, Nov. 7)
Sacks: 1 (at Auburn, Sept. 19)
PBUs: 1 (vs. Campbell, Sept. 12)
Tackles for Loss: 1 (vs. South Carolina, Oct. 10)

#90 BRENDAN BETT
Tackles: 6 (at Missouri, Oct. 3)
Sacks: 0.5 (2x, last vs Oklahoma, Nov. 7)
Tackles for Loss: 1.5 (at Texas, Oct. 17)
Fumbles Forced: 1 (vs. FAU, Sept 5)
QBH: 2 (vs. FAU, Sept 5)
PBUs: 2 (vs. Georgia, Oct. 31)

#91 JERAMIAH MCCLOUD
Tackles: 8 (vs. FAU, Sept 5)
Sacks: 0.5 (vs. Campbell, Sept 12)
Tackles for Loss: 1 (vs. Ole Miss, Sept. 26)
QBH: 2 (vs. FAU, Sept 5)
PBUs: 1 (vs. FAU, Sept 5)

#93 DK KALU
Tackles: 2 (vs. FAU, Sept 5)
Sacks: 1 (at Auburn, Sept. 19)
Tackles for Loss: 1 (2x, last at Auburn, Sept. 19)
Fumbles Forced: 1 (vs. Campbell, Sept 12)
QBH: 1 (vs. Campbell, Sept 12)

#95 JAMARI LYONS
Tackles: 2 (vs. FAU, Sept 5)
Tackles for Loss: 1 (vs. FAU, Sept 5)
Sacks: 0.5 (vs. FAU, Sept 5)

#97 JOSEPH MBATCHOU
Tackles: 4 (vs Oklahoma, Nov. 7)
Tackles for Loss: 1 (vs Oklahoma, Nov. 7)

#99 EMMANUEL OYEBADEJO
Tackles: 3 (at Auburn, Sept. 19)
Sacks: 2.5 (at Auburn, Sept. 19)
Tackles for Loss: 2.5 (at Auburn, Sept. 19)
QBH: 2 (2x, last at Missouri, Oct. 3)
PBUs: 1 (3x last vs. Georgia, Oct. 31)

SPECIAL TEAMS 2026 SEASON HIGHS

#38 ALEC CLARK
Rush Yards: 13 (vs. Campbell, Sept 12)
Punts: 8 (at Missouri, Oct. 3)
Punt Yards: 363 (at Missouri, Oct. 3)
Long Punt: 75 (at Texas, Oct. 17)

#40 BRANDON RABASCO
Kickoffs: 2 (vs. FAU, Sept 5)
Kickoff Yards: 130 (vs. FAU, Sept 5)

#41 LIAM PADRON
PATS: 1 (vs. FAU, Sept 5)

#PATRICK DURKIN
Field Goals: 3 (2x, last vs. South Carolina, Oct. 10)
Long Field Goal: 53 YDS (vs. FAU, Sept 5)
Kickoffs: 9 (2x, last vs at Auburn, Sept. 19)
Kickoff Yards: 604 (at Auburn, Sept. 19)
PATS: 8 (vs. FAU, Sept 5)

- ON THIS DATE IN FLORIDA FOOTBALL HISTORY: NOVEMBER 14 -

- The Florida Gators are 10-4-1 all-time across 15 games played on November 14.
- **November 14, 1914:** The Florida Gators defeated The Citadel in Charleston, 7-0. It was a reported rainy game, pouring all night before and for the majority of the game. The Gators scored their only touchdown in the first quarter. Florida QB Rammy Ramsdale returned the opening kickoff for forty yards. The offense took advantage by implementing a series of rushes into the endzone.
- **November 14, 1931:** Florida and South Carolina tied, 6-6. The football game was held at Plant Field in Tampa. Florida would host notable matchups at Plant Field due to the small capacity at Fleming Field in Gainesville. Once Florida Field was constructed in 1930, the Gators would continue to hold annual matchups at Plant Field.
- **November 14, 1936:** Florida defeated Sewanee, 18-7. This was a SEC matchup since Sewanee joined the conference in 1923 and withdrew in 1940. The Gators' reserve players started the game. Once the Gators began to trail, 7-0, the reserves were substituted for the starters, changing the momentum of the game. The Gators scored a 72-yard touchdown drive the following kickoff early in the second quarter. Florida's second touchdown of the game came in the following offensive drive. The Gator defense was able to intercept a pass that positioned the offense to begin their drive on Sewanee's own 13-yard line. The Gators would score on that opening play. Florida would go on to score their final touchdown in the fourth quarter.
- **November 14, 1970:** The Florida Gators were able to come back from a 10-10 score at halftime to win, 24-13. This matchup was held in Tampa Stadium. An initial field goal and three touchdown passes were scored by the Gator's offense throughout the game. WR Willie Jackson caught a seven-yard pass from QB John Reaves in the second quarter for the first touchdown. The latter two touchdowns would both be passes to TE Jim Yancey, which occurred in both quarters of the second half.



CB Vernon Hargreaves III and the Gators secured the 700th win in program history in 2015.

- **November 14, 1981:** Florida defeated Kentucky, 33-12. All four of Florida's touchdowns were scored in the first half of the game. FB James Jones scored a rushing touchdown on the opening possession, then found pay dirt again in the second quarter. Three touchdowns totaling 21 points were scored in the second quarter, with a score coming from Lorenzo Hampton on a one-yard rush. The fourth and final touchdown was 24-yard pass to Broughton Lang from QB Wayne Peace. The Gators' scoring possessions in the second half came from a safety and a field goal.
- **November 14, 1987:** The Florida Gators defeated Kentucky, 27-14. The game began on the opening play with a 94-yard touchdown kickoff return by Florida's Stacey Simmons. The second quarter would see another Simmons touchdown but, in this case, on a 39-yard pass from QB Kerwin Bell. The third quarter would be the last occasion in which the Gators scored a touchdown, with another Bell touchdown pass going to WR Ernie Mills. Bell logged his 55th and 56th career touchdown passes in this matchup. This accomplishment broke the record for most career touchdown passes by an SEC player. Bell's 56 touchdown passes broke previous SEC record holder Florida's John Reaves' mark of 54.
- **November 14, 1992:** The Gators took on the Gamecocks at home and beat them 14-9 in a second-half rally. QB Shane Matthews threw for 259 yards and WR Aubrey Hill gave Florida a much-needed offensive boost with a team-high 83-yards and a 36-yard touchdown. This was the sixth-straight win for the Gators and they extended their home win streak to 18 games, the second longest in the nation.
- **November 14, 1998:** Florida welcomed South Carolina to the Swamp and delivered a masterclass performance, winning 33-14. The Gators came out strong and scored 24 of their 33 points in the first half. QB Doug Johnson took countless hits but managed to throw for an impressive 360 yards and four touchdowns. However, the real spark came from the receivers. Travis McGriff caught 13 passes for 222 yards and two touchdowns, posting the second-best single-game totals in UF history and becoming the second Florida player to have two 200-yard receiving games. Travis Taylor added five catches for 106 yards and one touchdown.
- **November 14, 2009:** Determined to keep their winning streak alive, the Gators walked into Columbia, S.C. and beat the Gamecocks, 24-14. The victory marked Florida's 20th-consecutive win, extending its nation-best and school-record streak. The defense put on a show, logging a season-high six sacks and forcing three turnovers, two interceptions and one fumble. DE Justin Trattou intercepted the ball in the fourth quarter and returned it 53 yards, delivering the longest return by a Gator defensive lineman since at least 1996. Florida's Brandon James also became the all-time SEC leader in kickoff return yardage, recording 2,538 yards on 105 returns.
- **November 14, 2015:** Florida went on the road at South Carolina and won, 24-14, for the 700th victory in program history. This also made Jim McElwain the first head coach in Florida history to win seven SEC games in his first year. The Gator defense held the Gamecocks scoreless in the first three quarters and recorded four sacks. As for the offense, they totaled a solid 404 yards. RB Jordan Cronkrite became the first Gator since 2003 to have a rushing and receiving touchdown in one game.

GAME 1 SUMMARY

Florida 66, Florida Atlantic 21

Sept. 5 | Ben Hill Griffin Stadium | Gainesville, Florida
Attendance: 90,295

Score By Quarters	1	2	3	4	Final
FAU (0-1)	0	14	7	0	21
Florida (1-0)	17	21	14	14	66

Chris Harry's Quick Slant

What Happened

Quarterback Aaron Philo passed for 275 yards and three touchdowns, while junior tailback Jadan Baugh rushed for 160 yards and three scores, as the Florida Gators broke the seal on the Jon Sumrall era with a 66-21 defeat of Florida Atlantic in the season opener Saturday night before a sold-out house at Spurrier/Florida Field.

Sumrall, the 31st head coach in the program's 120-year history and the eighth this century, watched his Gators offense crank out 624 total yards (343 passing, 281 rushing) and his defense force a pair of turnovers and three times turn the Owls away on fourth down. It was far from perfect, though, with FAU finishing at 396 yards of offense and 25 first downs, but the performance and energy at the "Swamp" felt a lot different than the malaise of the previous four seasons under Sumrall predecessor Billy Napier.

Philo, the transfer who followed offensive coordinator Buster Faulkner from Georgia Tech, completed 16 of 21 passes, with touchdown tosses of 49 yards to Vernell Brown III, 12 yards to fellow Tech transfer Bailey Stockton and 10 yards to reserve tailback Duke Clark before giving way to backup Tramell Jones Jr. late in the third quarter with the Gators up 52-21. Baugh, whose 1,170 yards in 2025 marked the seventh-highest single-season total in UF history, got his '26 campaign off to a fantastic start in carrying just 14 times, but amassing the second-highest total of his career. Baugh scored on runs of 12, 7 and 6 yards, while also breaking off a 61-yard dash to set up his final TD.

FAU quarterback Caden Veltkamp completed 34 of 52 passes for 276 yards and accounted for a TD each running and throwing. He also was picked off twice.

Brown, the junior and third-generation Gator, caught six passes for 117 yards and scored the first touchdown of his career — and his team's first of the season — on a dazzling 49-yard catch-and-run on UF's first possession. Three Florida possessions in, the Gators led 17-0 before the Owls got on the board with an Ethan Ervin 1-yard run that capped a 75-yard march that featured five first downs, including a pair of fourth-down conversions.

Philo's 3-yard scoring run pushed the UF lead to 24-7, but was canceled out by another long drive (78 yards) with his counterpart, Veltkamp, running in from seven yards out on third-and-goal to make it 24-14.

Baugh then finished three consecutive UF drives with touchdowns bridging the two halves, as the Gators surged to a 52-14 advantage. After Veltkamp's second throwing TD made it 52-21 with 4:21 to go in the third quarter, Philo finished a 79-yard drive by scrambling to hit Clark in the end zone on the quarterback's final play of the night. UF had seven touchdown drives of at least 75 yards.

Jones played two series, hit four of five throws and tossed a 6-yard touchdown pass to tight end Micah Jones with 25 seconds to go to give the Gators their highest-scoring game since beating Samford 70-52 in 2021 near the end of Dan Mullen's tenure.

What it Means

An encouraging, feel-good start (before an appreciative, success-starved crowd of 90,275) to the Sumrall era.

In the Spotlight

Take your pick. Any of the stat-busters on offense would qualify, but give the nod to Sumrall, who has pushed all the right buttons since coming from Tulane, which he led to both an American Conference championship and berth in the College Football Playoff last season. Before that, he won two Sun Belt Conference championships in two seasons at Troy. He knows how to do this.

Staggering Statistic

The Gators scored touchdowns on their first two drives of a game for the first time since 2023 when they did it in a 49-7 defeat in the second game. It was a good sign. UF's 66 points marked the most scored by the Gators in a season opener since beating New Mexico State 70-21 to start the 1994 season under Coach Steve Spurrier.

Up Next

Florida (1-0) is back at home for another "buy" game when the Gators face FCS-classified Campbell (1-0) next Saturday night at the Swamp. The Camels opened their season in Week 0 with a 49-37 defeat of East Tennessee State. They were scheduled to play No. 24 Western Carolina on Saturday on their home campus in Buies Creek, North Carolina, but the game was postponed due to weather and rescheduled for Sunday at 11 a.m. Campbell began playing football in 2008 and is a member of the Big South Conference.

Scoring Summary

				UF-FAU
1st	8:41	UF	Brown III, Vernell 49 yd pass from Philo, A. (Durkin, Patrick kick) 7 plays, 94 yards, TOP 3:20	7-0
	6:28	UF	Stockton, Bailey 12 yd pass from Philo, A. (Durkin, Patrick kick) 3 plays, 48 yards, TOP 00:50	14-0
	2:06	UF	Durkin, Patrick 53 yd field goal 7 plays, TOP 3:24	17-0
2nd	13:54	FAU	Ervin, E. 1 yd rush (Rogers, C. kick) 13 plays, TOP 3:12	17-7
	11:02	UF	Philo, A. 3 yd rush (Durkin, Patrick kick) 6 plays, TOP 2:52	24-7
	6:50	FAU	Veltkamp, Caden 7 yd rush (Rogers,C. kick) 12 plays, 78 yards, TOP 04:07	24-14
	04:05	UF	Baugh, Jaden 12 yd rush (Durkin, Patrick kick) 8 plays, 75 yards, TOP 02:45	31-14
	2:50	UF	Baugh, Jadan 7 yd rush (Durkin, Patrick kick) 3 plays, 29 yards, TOP 01:10	38-14
3rd	13:08	UF	Baugh, Jadan 6 yd rush (Durkin, Patrick kick) 4 plays, 75 yards, TOP 01:52	45-14
	04:21	UF	Clark, Duke 10 yd pass from Philo, A. (Durkin, Patrick kick) 8 plays, 79 yards, TOP 04:47	52-14
	01:15	FAU	Valsin, K. 20 yd pass from Veltkamp, Caden (Rogers, C. kick) 9 plays, 75 yards, TOP 03:06	52-21
4th	12:24	UF	Clark, Duke 4 yd rush (Durkin, Patrick kick) 8 plays, 75 yards, TOP 03:51	59-21
	00:25	UF	Jones, Micah 6 yd pass from Jones, Tramell (Padron, L. kick), 11 plays, 89 yards, TOP 06:14	66-21

Individual Statistics

Passing (C-A-I, Yd, TD)
UF - Aaron Philo (16-21-1, 275, 3)
UF - Tramell Jones Jr. (4-5-0, 68, 1)
FAU - Caden Veltkamp (34-52-2, 276, 1)
FAU - Easton Messer (0-1-0, 0, 0)

Rushing (Att-Yd, TD)
UF - Jadan Baugh (14-160, 3), Duke Clark (8-65, 1), Aaron Philo (6-20, 1), Byron Louis (4-16, 0), Vernell Brown III (1-14, 0), London Montgomery (3-12, 0), Anthony Rubio (2-11, 0), Tramell Jones Jr. (2-3, 0)
FAU - Leonard Farrow (10-51, 0), Ethan Ervin (16-50, 1), Brady Tillman (2-10, 0), Kaden Shields-Dutton (3-8, 0), Caden Veltkamp (6-1, 1)

Receiving (Rec-Yd, TD)
UF - Vernell Brown III (6-117, 1), Dallas Wilson (3-47, 0), Bailey Stockton (3-20, 1), Micah Mays Jr. (2-15, 0), TJ Abrams (1-63, 0), Byron Louis (1-32, 0), Luke Harpring (1-19, 0), Amir Jackson (1-14, 0), Duke Clark (1-10, 1), Micah Jones (1-6, 1)
FAU - Kelby Valsin (10-92, 1), Easton Messer (7-73, 0), Dom Henry (6-38, 0), Branden Hoch (5-44, 0), Leonard Farrow (2-14, 0), Antonio Johnson (2-6, 0), Kaden Shields-Dutton (1-6, 0), Brady Tillman (1-3, 1)

Leading Tacklers
UF - Myles Graham (10 Total, 0.5 TFL), Jeramiah McCloud (8 Total, 0.0 TFL)
FAU - Leon Hart Jr. (7 Total, 0.0 TFL), Jayden Sweeney (6 Total, 1.0 TFL)

Sacks (Yds)
UF - Kamran James (1), Myles Graham (.5), Jamari Lyons (.5)
FAU - Nate Fischer (1)

Interceptions (Yds)
UF - (2-2)
FAU - (1-3)

Team Statistics	UF	FAU
FIRST DOWNS	30	25
NET YARDS RUSHING	281	120
Rushing Attempts	41	37
NET YARDS PASSING	343	276
Completions-Attempts-Int	20-26-1	34-53-2
TOTAL OFFENSE YARDS	624	396
Total Offense Plays	67	90
Fumbles: Number-Lost	0-0	2-1
Penalties: Number-Yards	3-32	9-88
PUNTS-YARDS	0-0	3-115
KICKOFFS-YARDS	11-714	4-260
Punt Returns: Number-Yards-TD	0-0-0	0-0-0
Kickoff Returns: Number-Yards-TD	1-21-0	0-0-0
TIME OF POSSESSION	31:36	28:24
3rd Down Conversions	5 of 9	11 of 22
4th Down Conversions	2 of 2	4 of 7
Red-Zone: Scores-Chances	8-8	3-4
Sacks By: Number-Yards	2-4	1-1
PAT Kicks: Total-Made	9-9	3-3
Field Goals: Total-Made	0-0	1-1
Points Off Turnovers	21	0

GAME 2 SUMMARY

Florida 52, Campbell 3

Sept. 12 | Ben Hill Griffin Stadium | Gainesville, Florida
Attendance: 88,863

Score By Quarters	1	2	3	4	Final
Campbell (2-1)	3	0	0	0	3
Florida (2-0)	10	35	7	0	52

Chris Harry's Quick Slant

What Happened
On a steamy, sweaty, soupy night in the "Swamp," Campbell was the soup du jour.

Florida wide receiver Vernell Brown III feasted the most.

Brown, the sophomore, scored three first-half touchdowns, the first two on consecutive punt returns that blew the game open and rocketed the Gators to a 52-3 defeat of the FCS-classified Fighting Camels before the 20th-consecutive sellout Saturday at Spurrier/Florida Field.

The third-generation Gator scored on returns of 64 and 70 yards, then added a 14-yard scoring reception from third-year quarterback Aaron Philo, who had a decent day, as well, in completing 16 of his 21 attempts for 242 yards, accounted for three scores (two passing, one rushing) without a turnover before his night ended late in the third quarter. Junior tailback Jadan Baugh rushed for 136 yards and two touchdowns, including a 75-yarder late in the third period when the game was well in hand. UF finished with 514 yards of total offense, while limiting the Camels to 210 yards, with 63 of them coming on their first drive.

Campbell took the opening kickoff and hit a couple big pass plays to reach the UF 7, but had to settle for a 29-yard field goal by Alex Crabb. As far as points, that would be it for the visitors, with the home team scoring the first five times it possessed the ball, plus twice more on Brown's returns, in rolling to a 45-3 halftime lead.

The Gators went ahead for good on Philo's 3-yard QB keeper just shy of six minutes into the game. Florida's second possession ended with a 28-yard Patrick Durkin field goal with just over a minute to go in the opening period to make it 10-3.

Campbell's next drive ended with a Brandon Bowman punt on the sixth play and first of the second quarter. Brown fielded the kick at his 36, broke a couple tackles, raced into the open field and high-fived teammate Bailey Stockton at the 5-yard line before hitting the end zone with the program's first punt return for a touchdown in six years.

Three minutes later, Bowman was back again after a three-and-out possession. Brown fielded this one at his own 30 and again did his thing, this time for 70 yards, becoming the first Gator to return two punts for touchdowns in the same game in 30 years. The lead was 24-3.

While the Camels were gaining just 27 yards on five second-quarter possessions, the Gators finished the period with touchdown marches of 36, 85 and 44 yards. Philo finished the first with a 40-yard scoring strike to Dallas Wilson, the second with a two-handed shovel pass to a motioning Brown, who went 14 yards for the score, and with Baugh scoring on a 2-yard touchdown run with 20 seconds to go before intermission.

The second half was sloppy on both sides, but Baugh gave the home fans something to cheer about with his 75-yard burst that gave him a third consecutive game of at least 100 yards rushing, a first by a UF back in 11 years.

What it Means
The Gators beat another overmatched opponent and, frankly, did not look as clean and on-point as during their 66-21 bludgeoning of Florida Atlantic in the season opener a week earlier, what with two turnovers and eight penalties. Coach Jon Sumrall found plenty to pick at from the season opener. After watching the Gators score just seven points and gain 188 yards on six possessions after halftime, he'll have more to complain over, as the season is about to get real. Read on.

In the Spotlight
Brown's 173 return yards on four punts set a program record and threatened the single-game performance in SEC history held by Texas A&M's Dustin Harris, who totaled 246 against South Carolina State in 2012. Brown also finished with 43 yards on three receptions, giving him 214 combined yards. Remember, Brown went his entire freshman season with scoring a touchdown. He has four TD through two games in 2026, including two receiving. Baugh, meanwhile, became the seventh UF back to put together three straight 100-yard games and the first since Kelvin Taylor did it in 2015.

Staggering Statistic
The last Gator to return a punt for a touchdown was Kadarius Toney, who took one back 50 yards against Kentucky on Nov. 28, 2020, a run of 68 games. When Brown took the his second Campbell punt back he became the first UF player since Jacquez Green to take back a pair. Green, who also did his on consecutive punts and also against Kentucky, going 66 and 79 in a 65-0 win on Sept. 28, 1996 in what became Florida's first national-championship season.

Up Next
Florida (2-0, 0-0), unbeaten through two games for the first time since 2021, enters league play with a road date at Auburn (1-0, 0-0), marking the Gators' first trip to the Plain since 2011. The Tigers, under new coach Alex Golesh, opened the season with a 17-16 last-second defeat of Baylor at Atlanta, courtesy of a goal-line stop on a two-point conversion. They were 32-point favorites going into Saturday night's home game against Southern Mississippi.

Scoring Summary

				UF-CU
1st	12:19	CU	Crabb, Alex 29 yd field goal 7 plays, 63 yards, TOP 2:42	0-3
	8:14	UF	Philo, Aaron 3 yd rush (Durkin, Patrick kick) 9 plays, 56 yards, TOP 04:03	7-3
	1:16	UF	Durkin, Patrick 28 yd field goal 9 plays, TOP 3:58	10-3
2nd	14:38	UF	Brown III, Vernell punt return 64 yd rush (Durkin, Patrick kick)	17-3
	11:13	UF	Brown III, Vernell punt return 70 yd rush (Durkin, Patrick kick)	24-3
	9:06	UF	Wilson, Dallas 40 yd pass from Philo, A. (Durkin, Patrick kick) 2 plays, 36 yards, TOP 00:50	31-3
	3:30	UF	Brown III, Vernell 14 yd pass from Philo, A. (Durkin, Patrick kick) 8 plays, 85 yards, TOP 04:22	38-3
	0:20	UF	Baugh, Jadan 2 yd rush (Durkin, Patrick kick) 6 plays, 44 yards, TOP 01:35	45-3
3rd	3:28	UF	Baugh, Jadan 75 yd rush (Durkin, Patrick kick) 2 plays, 80 yards, TOP 00:45	52-3

Individual Statistics

Passing (C-A-I, Yd, TD) **UF** - Aaron Philo (16-21-0, 242, 2)
UF - Tramell Jones Jr. (8-11-1, 58, 0)
CU - Kamden Sixkiller (16-30-0, 127, 0)
CU - Grayson Harvey (5-8-0, 21, 0)

Rushing (Att-Yd, TD) **UF** - Jadan Baugh (14-136, 2), Duke Clark (5-18, 0), Aaron Philo (3-13, 1), Byron Louis (2-18, 0), Alec Clark (1, 30, 0), London Montgomery (3-7, 0), Anthony Rubio (1-5, 0), Evan Pryor (1-4, 0)
CU - JJ Cowan (7-29, 0), Taeshon Martin (8-22, 0), Grayson Harvey (3-10, 0), Ethan Lawrence (2-8, 0), Jon Gullette (3-3, 0), Kamden Sixkiller (2- -10, 0)

Receiving (Rec-Yd, TD) **UF** - Vernell Brown III (3-43, 1), Dallas Wilson (5-104, 1), Bailey Stockton (4-41, 0), Luke Harpring (3-33, 0), TJ Abrams (3-33, 0), Justin Williams (2-21, 0), Kahleil Jackson (2-19, 0), Evan Pryor (1-5, 0), Micah Mays Jr. (1-1, 0),
CU - Spencer Jones (4-28, 0), Chinua Ezeigo (3-21, 0), Jon Gullette (3-15, 0), Stevie Keener (2-57, 0), Jyron Waiters (2-4, 0), Taeshon Martin (2-4, 0), Barry Tate (2-3, 0), Chandler Coe (1-14, 0), Christian Campbell (1-4, 0), JJ Cowan (1- -2, 0)

Leading Tacklers **UF** - Myles Graham (7 Total, 1.0 TFL), Jayden Woods (5 Total, .5 TFL), Myles Johnson (4 Total, 0 TFL), Lagonza Hayward (4 Total, 2.0 TFL), Jeramiah McCloud (4 Total, 0.5 TFL)
CU - Kaleb Simpkins (7 Total, 0TFL), O'Marion Lewis (5 Total, 0 TFL), Mikey McGill (4 Total, 0 TFL), Evan Spivey (4 Total, 0 TFL), Vance Sheppert (4 Total, 0 TFL)

Sacks (Yds) **UF** - LJ McCray (1), Jayden Woods (0.5), Jeramiah McCloud (0.5)
CU - Nate Fischer (1)

Interceptions (Yds) **UF** - (0-0)
CU - (1-0)

Team Statistics	UF	CU
FIRST DOWNS	24	11
NET YARDS RUSHING	214	62
Rushing Attempts	30	25
NET YARDS PASSING	300	148
Completions-Attempts-Int	24-32-1	21-38-0
TOTAL OFFENSE YARDS	514	210
Total Offense Plays	63	62
Fumbles: Number-Lost	1-1	2-2
Penalties: Number-Yards	8-95	7-55
PUNTS-YARDS	2-104	9-421
KICKOFFS-YARDS	9-585	2-76
Punt Returns: Number-Yards-TD	5-173-2	0-0-0
Kickoff Returns: Number-Yards-TD	2-30-0	0-0-0
TIME OF POSSESSION	28:25	31:35
3rd Down Conversions	3 of 9	5 of 18
4th Down Conversions	1 of 2	1 of 1
Red-Zone: Scores-Chances	4-4	1-3
Sacks By: Number-Yards	2-10	0-0
PAT Kicks: Total-Made	7-7	0-0
Field Goals: Total-Made	1-1	1-2
Points Off Turnovers	7	0

GAME 3 SUMMARY

Florida 44, Auburn 39

Sept. 19 | Jordan-Hare Stadium Stadium | Auburn, Alabama
Attendance: 88,043

Score By Quarters	1	2	3	4	Final
Auburn (2-1)	3	14	7	15	39
Florida (3-0)	7	13	14	10	44

Chris Harry's Quick Slant

What Happened

The Gators made their first visit to Jordan-Hare Stadium in 15 years on Saturday night. They won't be welcomed back anytime soon if Auburn fans have a say.

Florida won its first Southeastern Conference game with Jon Sumrall as head coach, taking control in the second half on the way to a 44-39 victory.

"I knew we were going to run the ball on them; I knew we were going to throw the ball on them," Sumrall said. "They're good up there, but I felt like we were better. I felt like the matchup leaned our way."

The Gators proved Sumrall correct time after time in the SEC opener for both teams.

Florida broke open a 20-17 halftime lead with the help of two long touchdown runs from tailback Jadan Baugh and a 20-yard scoring strike from quarterback Aaron Philo to Dallas Wilson. Baugh scored on a 33-yard run less than two minutes after halftime to put Florida up 27-17.

On Florida's next drive, Philo found Wilson in the back of the end zone for a score, and after Auburn quarterback Byrum Brown threw a 10-yard touchdown to DeShawn Spencer, Baugh answered with a 53-yard run on fourth-and-1 that sent many of the Tigers fans at sold-out Jordan-Hare heading for the exits.

Baugh rushed for 162 yards and three touchdowns, Philo threw for 204 yards and a score, and the Gators rolled up 495 yards on offense to improve to 3-0 under Sumrall.

Baugh carried the bulk of the load, but sophomore Duke Clark had a moment, too. Clark scored on a 20-yard touchdown run in the first half that gave the Gators a 14-3 lead.

Florida chewed up Auburn's defense on the ground and through the air. Gators offensive coordinator Buster Faulkner added some wrinkles, too.

On third-and-8 from UF's 39 in the second quarter, Philo threw a pass behind the line of scrimmage to Kahleil Jackson in front of the Auburn sideline, and Jackson lofted a deep pass downfield that tight end Amir Jackson made a diving catch for a 48-yard gain and first down at Auburn's 13. Three plays later, Patrick Durkin's first field goal extended Florida's lead to 17-10.

Auburn fired back on a 4-yard touchdown pass from Brown to Keshaun Singleton, whose 48-yard catch earlier in the drive moved the Tigers deep into Florida territory. But after Auburn pulled even 17-all, the Gators scored 24 of the next 31 points to seize control.

The Gators opened the scoring in the first quarter on Baugh's 2-yard run. Florida gained possession when Cormani McClain picked off Brown on Auburn's third play of the game. Three plays later, Baugh danced into the corner of the end zone.

The performance wasn't perfect. The Gators committed 16 penalties for 138 yards. But SEC wins on the road -- Florida's first at Auburn since 1999 -- help a team move on rather quickly from what might have gone wrong.

"No bad wins," Sumrall said. "We still have a lot to improve upon. That's not our best football. We're going to get there."
Baugh, Jadan (2026 at Auburn)
Jadan Baugh strikes a Heisman pose after this third touchdown. (Photo: Anthony Garro/UAA Communications)

What it Means

The Gators punched Auburn early and late to come away with their first win away from The Swamp since the 2024 Gasparilla Bowl against Sumrall's Tulane team. More than snapping the six-game losing streak away from home, Florida provided Sumrall with a signature win in the SEC opener against an Auburn program that nearly hired him before the Gators did.
In the Spotlight
Baugh carried 26 times for 162 yards for his fourth consecutive 100-yard game dating to last season. Through three games, Baugh has rushed for 458 yards and eight touchdowns, matching his rushing scores from a season ago.

Staggering Statistic

The Gators marched down the field on six consecutive scoring drives of at least 65 yards. They scored four touchdowns and kicked two field goals on drives covering 75, 67, 65, 75, 69 and 75 yards from late in the first quarter to the end of the third quarter.

Up Next

The Gators are back home in The Swamp for their SEC home opener against Ole Miss. The Rebels beat LSU, 32-24, on Saturday night to spoil Lane Kiffin's much-ballyhooed return to Oxford.

Scoring Summary

				UF-AUB
1st	12:06	UF	Baugh, Jadan 2yd rush (Durkin, Patrick kick) 3 plays, 41 yards, TOP 02:06	7-0
	8:08	AUB	McPherson, A. 40yd field goal 4 plays, 14 yards, TOP 01:45	7-3
2nd	14:49	UF	Clark, Duke 20 yd rush (Durkin, Patrick kick) 16 plays, 75 yards, TOP 02:11	14-3
	12:38	AUB	Cobb, J. 2yd rush (McPherson, A. kick) 8 plays, 75 yards, TOP 02:11	14-10
	8:15	UF	Durkin, Patrick 26yd field goal 11 plays, 67 yards, TOP 04:23	17-10
	5:21	AUB	Singleton, K. 4yd pass from Brown, B. (McPherson, A. kick) 9 plays, 75 yards, TOP 02:54	17-17
	0:09	UF	Durkin, Patrick 28yd field goal 11 plays, 65 yards, TOP 05:12	20-17
3rd	13:34	UF	Baugh, Jadan 33yd rush (Durkin, Patrick kick) 3 plays, 75 yards, TOP 01:26	27-17
	6:30	UF	Wilson, Dallas 20yd pass from Philo, A. (Durkin, Patrick kick) 12 plays, 69 yards, TOP 06:29	34-17
	1:24	AUB	Spencer, D. 10yd pass from Brown, B. (McPherson, A. kick) 15 plays, 75 yards, TOP 05:06	34-24
4th	12:38	UF	Baugh, Jadan 53yd rush (Durkin, Patrick kick), 7 plays, 75 yards, TOP 03:46	41-24
	6:10	AUB	Brown, B. 21yd rush (Boardingham, A. pass from Brown, B.) 7 plays, 90 yards, TOP 02:35	41-32
	2:53	UF	Durkin, Patrick 40yd field goal 8 plays, 21 yards, TOP 03:16	44-32
	0:24	AUB	Nimrod, C. 35yd pass from Brown, B. (McPherson, A. kick) 8 plays, 75 yards, TOP 02:29	44-39

Individual Statistics

Passing (C-A-I, Yd, TD)
UF - Aaron Philo (15-22-1, 204, 1)
UF - Kahleil Jackson (1-1-0, 48, 0)
AUB - Byrum Brown (20-35-1, 271, 3)

Rushing (Att-Yd, TD)
UF - Jadan Baugh (26-162, 3), Duke Clark (7-50, 1), Aaron Philo (9-22, 0), Evan Pryor (7-21, 0), Bailey Stockton (1 -(-2), 0), London Montgomery (1-(-3), 0), Vernell Brown III (1-(-4), 0), TEAM (1,(-2), 0)
AUB - Byrum Brown (18-65, 1), Jeremiah Cobb (9-32, 1), Bryson Washington (1-(-3), 0)

Receiving (Rec-Yd, TD)
UF - Vernell Brown III (5-86, 0), Dallas Wilson (4-74, 1), Bailey Stockton (2-12, 0), Amir Jackson (1-48, 0), Luke Harpring (1-11, 0), Duke Clark (1-9, 0), Jadan Baugh (1-6, 0), Evan Pryor (1-6, 0)
AUB - Keshaun Singleton (7-99, 1), Chas Nimrod (6-95, 1), De'Shawn Spencer (2-20, 1), Jake Johnson (2-15, 0), Jeremiah Koger (1-25, 0), Jeremiah Cobb (1-11, 0), Bryson Washington (1-6, 0)

Leading Tacklers
UF - Jayden Woods (6 Total, 3.5 TFL), Bryce Thornton (6 Total, 0 TFL), Aaron Chiles (5 Total, 0 TFL), Ben Hanks III (4 Total, 1 TFL), Myles Graham (4 Total, 0 TFL)
AUB - Elijah Melendez (11 Total, 3 TFL), Xavier Atkins (9 Total, 2 TFL), Kaleb Harris (9 Total, 0 TFL), Cody Sigler (6 Total, 1 TFL), Eric Winters (5 Total, 0 TFL), Darrion Smith (4 Total, 0 TFL), Dallas Walker (4 Total, 0 TFL)

Sacks (Yds)
UF - Jayden Woods (2.5-8), Emmanuel Oyebadejo (2.5-14), Jaden Robinson (1-6), DK Kalu (1-7)
AUB - Elijah Melendez (1-2), Xavier Atkins (1-5)

Interceptions (Yds)
UF - (1-0)
AUB - (1-8)

Team Statistics	UF	AUB
FIRST DOWNS	24	22
NET YARDS RUSHING	243	102
Rushing Attempts	53	31
NET YARDS PASSING	252	271
Completions-Attempts-Int	16-23-1	20-35-1
TOTAL OFFENSE YARDS	495	373
Total Offense Plays	76	66
Fumbles: Number-Lost	0-0	0-0
Penalties: Number-Yards	16-138	6-65
PUNTS-YARDS	1-28	2-83
KICKOFFS-YARDS	9-585	2-76
Punt Returns: Number-Yards-TD	1-16-0	0-0-0
Kickoff Returns: Number-Yards-TD	0-0-0	2-44-0
TIME OF POSSESSION	39:16	20:44
3rd Down Conversions	7 of 16	6 of 13
4th Down Conversions	3 of 3	1 of 2
Red-Zone: Scores-Chances	5-5	4-4
Sacks By: Number-Yards	2-10	0-0
PAT Kicks: Total-Made	5-5	7-7
Field Goals: Total-Made	3-3	1-1
Points Off Turnovers	7	3

GAME 4 SUMMARY

No. 21 Florida 52, No. 4 Ole Miss 28

Sept. 26 | Ben Hill Griffin Stadium | Gainesville, Florida
Attendance: 90,683

Score By Quarters	1	2	3	4	Final
Ole Miss (3-1)	0	6	15	7	28
Florida (4-0)	10	7	14	21	52

Chris Harry's Quick Slant

What Happened

Tailbacks Jadan Baugh and Duke Clark mauled the Ole Miss defense on the ground, each rumbling to 100-yard rushing games to lead 21st-ranked and unbeaten Florida to a statement-making 52-28 defeat of fourth-ranked Ole Miss before a fever-pitched sellout crowd Saturday at Spurrier/Florida Field.

Baugh, the 6-foot-1, 225-pound junior, carried 29 times for 142 yards and scored three touchdowns, while the 6-2, 208-pound sophomore Clark rushed 12 times for 126 yards and a score. By day's end, the Gators had rumbled for 302 yards on the ground and posted 498 yards of total offense in defeating the highest-ranked opponent since manhandling No. 3 Ole Miss 38-10 in the "Swamp" in 2015.

UF third-year sophomore quarterback Aaron Philo completed 16 of 23 throws for 142 yards, one touchdown and rushed for another score, emerging victorious against Rebels counterpart and Heisman Trophy candidate Trinidad Chambliss. Mississippi's magician, just a week removed from a magnificent performance in his team's emotional home win over former Coach Lane Kiffin and LSU, connected on 25 of 34 throws for 298 yards and two scores, while also rushing seven times for 44 yards and a pair of TDs.

On this day, one of the most electric for the Florida program in more than a decade, Chambliss needed a lot more.

It would appear Coach Jon Sumrall has something going here.

The Florida offense built an early 14-point lead and scored touchdowns on its first five possessions of the second half on the way to hitting the 50-point milestone against a league opponent for the first time since 2020. Ole Miss managed to crank out 426 yards of total offense, but the UF defense made Chambliss mostly work for his real estate and forced him into a pair of second-half turnovers, including a huge momentum-shifting sack/fumble by sophomore edge rusher Jayden Woods that his offensive mates took advantage of, allowing the Gators to put some distance on the scoreboard.

The only downer of the day was the loss of wide receiver Vernell Brown III to a first-half knee injury that held him out for the balance. Brown's teammates picked him up.

The Gators built a 17-6 halftime advantage, but the margin should have been more. They turned the ball over on downs deep in Rebels' territory, had a 67-yard catch-and-run touchdown by Brown called back and Philo overthrew a wide-open Brown on a bomb in the second quarter. The missed opportunities did not come back to bite them.

After driving 65 yards in eight plays on the game's opening series, with Baugh crashing across with a 4-yard score, the UF defense stuffed Mississippi tailback JT Lindsey on a fourth-and-1 gamble from the Rebels' 35, setting the Florida offense up for another score. The UF drive, though, was three consecutive incompletions, leaving matters to kicker Patrick Durkin, who put the Gators ahead 10-0 with a 39-yard field goal.

Ole Miss got on the board five minutes into the second half, thanks in great part to the Gators. Just after the long Brown TD was nullified, a fair catch interference penalty started the Rebels' first possession of the second period at the UF 48. On first down, a Makhi Frazier run of 16 yards was topped with a 15-yard face mask penalty. The Florida defense, though, managed to limit the damage, with Lucas Carneiro booting a 36-yard field goal to make the score 10-3.

UF answered with an impressive 15-play, 87-yard drive, converting a trio of third downs along the way and getting a break deep into the march. On third-and-8 at the Ole Miss 25, Philo tried to hit Bailey Stockton on a slant, but Stockton was rocked on a hit by safety Joenell Aguero. The ball popped high in the air and was caught by UF's TJ Abrams at the 15. That was enough for a first down, with Aguero also being flagged for targeting to move the ball to the Mississippi 5. Baugh finished things two snaps later from two yards out, giving Florida a 17-3 lead.

Carneiro's 46-yard field goal made it 17-6 at the break.

The Rebels got the second-half kickoff and Chambliss went to work. He needed just five plays to go 80 yards, thanks to a 49-yard bomb to Horatio Fields, with Chambliss finishing with an 8-yard scoring run that had the "Swamp" a tad unsettled.

Not for long.

UF's London Montgomery, on kick-return duty for the injured Brown, put the Gators in business with a 41-yard runback. After two 7-yard runs by Baugh, Clark broke off a 45-yard touchdown run to make it 24-14.

Chambliss went back to work. He moved the Rebels 74 yards in 14 plays, along the way converting three third downs and one on fourth. He scored on a 10-yard run to make it 24-21.

Again, not for long. And, again, it was Montgomery setting up his teammates. He took the ensuing kickoff 74 yards to the Missisippi 26, with Philo scoring on a 1-yard keeper just two plays later for a 31-21 lead.

Then came the defensive play the Gators sorely needed. On third-and-5, Woods beat his man off the left side, sacked Chambliss for the first time and forced a fumble that was recovered by Myles Graham at the UF 43. The Florida offense needed seven plays to take advantage. Wideout Dallas Wilson scored on a 6-yards for a 38-21 lead with 13:38 to go.

Chambliss wasn't going anywhere, however. He hit passes of 21, 9 and 32 yards to reach the UF 2, where he threw a touchdown to Deuce Alexander to close the margin back to 10 at 38-28.

Back came that Florida running game. After a defensive pass interference penalty, Clark busted a 44-yard run to the Ole Miss 5, where Philo hit Amir Jackson for a touchdown and 45-28 lead with 9:19 remaining. The Gators added another eight-play, 63-yard drive later in the quarter that Baugh finished with a 2-yard run.

What it Means

UF has won its first two games in SEC play for the first time since 2019. Bigger than that, the Gators most certainly have entered the national conversation by beating up on their second consecutive league opponent. The fourth win (in as many games) this season matches the victory total from all of 2025.

In the Spotlight

Baugh became just the third player in program history (joining Emmitt Smith and Fred Taylor) to rush for at least 100 yards in five consecutive games, his streak bridging two seasons and dating to last November's 266-yard performance against Florida State. In those five games, he's averaged 173.2 yards and totaled 13 touchdowns. With Clark joining in the 100-yard fun Saturday, the two became the first UF duo to rush for at least 100 yards in a game since Montrell Johnson Jr. (161 yards) and Trevor Etienne (100) did it against South Carolina in 2022.

Staggering Statistic

The Gators came into the game averaging 54.0 points and 544.3 yards per game, with two of those outings against outmanned Florida Atlantic and FCS-classified Campbell. In two SEC games, the Gators are at 48.0 points and 466.5 yards, including 272.5 on the ground.

Up Next

Florida (4-0, 2-0) is back on the SEC road with a date at No. 19 Missouri (3-0, 0-0). The Tigers opened their conference slate Saturday night at 24th-ranked Mississippi State. The series between UF and Mizzou stands at 6-6 since the Tigers joined the SEC in 2012, including a 2-4 record at Columbia. Ole Miss (3-1, 1-1) is at Vanderbilt.

Scoring Summary

				UF-OLE
1st	10:53	UF	Baugh, Jadan 4 yd rush	
			(Durkin, Patrick kick) 8 plays, 65 yards, TOP 03:59	7-0
	9:00	UF	Durkin, Patrick 49 yd field goal	
			4 plays, 0 yards, TOP 00:16	10-0
2nd	10:13	OLE	Carneiro, L. 36 yd field goal	
			5 plays, 30 yards, TOP 02:21	10-3
	2:51	UF	Baugh, Jadan 2 yd rush	
			(Durkin, Patrick kick) 15 plays, 87 yards, TOP 07:17	17-3
	1:11	OLE	Carneiro, L. 46yd field goal	
			8 plays, 47 yards, TOP 01:40	17-6
3rd	13:03	OLE	Chamblis, T. 8 yd rush	
			(Fields, H. pass from Chambliss, T.) 5 plays, 80 yards, TOP 01:53	17-14
	11:32	UF	Clark, Duke 45 yd rush	
			(Durkin, Patrick kick) 4 plays, 59 yards, TOP 01:53	24-14
	5:21	OLE	Chambliss, T. 10 yd rush	
			(Carneiro, L. kick) 14 plays, 74 yards, TOP 06:05	24-21
	3:45	UF	Philo, Aaron 1 yd rush	
			(Durkin, Patrick kick), 3 plays, 26 yards, TOP 01:25	31-21
4th	13:38	UF	Wilson, Dallas 6 yd rush	
			(Durkin, Patrick kick), 7 plays, 57 yards, TOP 04:03	38-21
	12:09	OLE	Alexander, D. 2 yd pass from Chambliss, T.	
			(Carneiro, L. kick) 4 plays, 76 yards, TOP 01:21	38-28
	9:19	UF	Jackson, Amir 5 yd pass from Philo, Aaron	
			5 plays, 64 yards, TOP 02:50	45-28
	4:00	UF	Baugh, Jadan 2 yd rush	
			(Durkin, Patrick kick) 8 plays, 63 yards, TOP 04:42	52-28

Individual Statistics

Passing (C-A-I, Yd, TD) **UF** - Aaron Philo (16-23-0, 196, 1)
OLE - Trinidad Chambliss (25-34-1, 298, 1)

Rushing (Att-Yd, TD) **UF** - Jadan Baugh (29-142, 3), Duke Clark (12-126, 1), Aaron Philo (6-14, 1), Vernell Brown III (1-6, 0), Dallas Wilson (1-6, 1), Evan Pryor (2-6, 0), London Montgomery (1-3, 0)
OLE - Trinidad Chambliss (7-44, 2), Makhi Frazier (8-42, 0), JT Lindsey (11-31, 0), Joshua Dye (1-11, 0)

Receiving (Rec-Yd, TD) **UF** - Bailey Stockton (4-33, 0) Vernell Brown III (3-25, 0), Luke Harpring (2-34, 0), Amir Jackson (2-28, 1), Dallas Wilson (2-11, 0), Eric Singleton Jr. (1-38, 0), TJ Abrams (1-5, 0), Jadan Baugh (1-12, 0)
OLE - Deuce Alexander (7-134, 1), Caleb Odom (5-47, 0), Johntay Cook II (4-35, 0), Caleb Cunningham (3-28, 0), Traylon Ray (2-17, 0), Samari Reed (1-21, 0), Luke Hasz (1-8, 0), Horatio Fields (1-5, 0), Makhi Frazier (1-3, 0)

Leading Tacklers **UF** - Myles Graham (8 Total, 0 TFL), Aaron Chiles (7 Total, 1 TFL), Kanye Clark (4 Total, 0 TFL), Bryce Thornton (4 Total, 0 TFL), Dijon Johnson (4 Total, 0 TFL), Jayden Woods (4 Total, 1 TFL), Alfonzo Allen Jr. (4 Total, 0 TFL)
OLE - Keaton Thomas (11 Total, 0 TFL), Luke Ferrelli (8 Total, 0 TFL), Sharif Denson (5 Total, 0 TFL), Edwin Joseph (5 Total, 0 TFL), Antonio Kite (5 Total, 0 TFL), Blake Purchase (5 Total, 1 TFL)

Sacks (Yds) **UF** - Jayden Woods (3 yd)
Interceptions (Yds) **UF** - (1-0)

Team Statistics	UF	OLE
FIRST DOWNS	27	25
NET YARDS RUSHING	302	128
Rushing Attempts	53	27
NET YARDS PASSING	196	298
Completions-Attempts-Int	16-23-0	25-34-1
TOTAL OFFENSE YARDS	498	426
Total Offense Plays	76	61
Fumbles: Number-Lost	0-0	0-0
Penalties: Number-Yards	8-92	8-69
PUNTS-YARDS	2-113	3-161
KICKOFFS-YARDS	9-531	6-347
Punt Returns: Number-Yards-TD	1-16-0	0-0-0
Kickoff Returns: Number-Yards-TD	4-151-0	5-85-0
TIME OF POSSESSION	36:59	23:01
3rd Down Conversions	6 of 10	4 of 11
4th Down Conversions	0 of 1	1 of 2
Red-Zone: Scores-Chances	4-4	6-7
Sacks By: Number-Yards	1-3	0-0
PAT Kicks: Total-Made	7-7	2-2
Field Goals: Total-Made	1-1	2-2
Points Off Turnovers	0	0

GAME 5 SUMMARY

No. 8 Florida 17, No. 25 Missouri 45

Oct. 3 | Memorial Stadium | Columbia, Missouri
Attendance: 63,609

Score By Quarters	1	2	3	4	Final
Missouri (4-1)	3	17	10	15	45
Florida (4-1)	3	7	0	7	17

Chris Harry's Quick Slant

What Happened

What was it that Jon Sumrall said earlier in the week? Something about having to humble yourself or else someone will do it for you?

Evidence the 25th-ranked Missouri Tigers and their venerable homefield advantage against the Florida Gators.

Mizzou quarterback Austin Simmons passed for 340 yards and a pair of scores in leading his team to five unanswered touchdowns, while the Tigers' defense flattened the Florida offense -- and completly stonewalled star tailback Jadan Baugh -- in handing the eighth-ranked Gators an excruciatingly humbling 45-17 Southeastern Conference defeat Saturday before a sellout crowd at Faurot Field/Memorial Stadium.

Simmons, the Ole Miss transfer, shredded the UF secondary, which lost safety Bryce Thornton to an injury during pregame warmups, by completing 23 of 30 passes, with touchdowns of 47 and 31 yards, while running back Jamal Roberts carried 24 times for 211 yards and three touchdowns. Roberts' bellcow counterpart, Baugh, who started the day on everybody's early Heisman Trophy lists, was held to a mind-numbing 13 yards on 12 attempts. Baugh came into the game as the nation's No. 2 rusher with 600 yards and 11 touchdowns.

His numbers tracked with the rest of his team's.

Florida came in ranked No. 2 in the nation in scoring at 53.5 points and fifth in total offense at 532.8 yards, but not only was outscored by Missouri but pummeled in the total offfense category 561 yards to 325. UF quarterback Aaron Philo completed 21 of 34 passes for 197 yards and score, but was under siege all afternoon and was sacked three times.

The score actually was tied at 10 in the second quarter when the black and gold avalanche commenced.

The win marked the Tigers' first over a team ranked in the Associated Press Top 10 since they defeated No. 7 Georgia 41-26 on October. 12, 2013. Missouri had lost nine straight games against ranked opponents and were 7-19 coming in against ranked foes under Coach Eli Drinkwitz.

Meanwhile, the Gators lost for the fourth time in the last five trips to the place they call "CoMo" and fell to 2-5 all time.

It was apparent this game was going to be different (as in tougher) for Florida's rush-oriented offense when Missouri stuffed the Gators with five tackles-for-loss on the opening drive. Even so, UF got points on the board with a 20-yard field by Patrick Durkin, with Missouri canceling out that score with a 12-play, 62-yard march of its own that Blake Craig finished with a 32-yard field goal.

The Tigers went ahead 10-3 on their first possession of the second quarter with Simmons hitting wideout Donovan Olugbode (6 catches, 94 yards, 1 TD) for a 47-yard strike not quite five minutes into the period. That lead could have grown when Sumrall's gamble on a fourth-and-1 from his own 34 was stymied when Philo got stuffed for no gain. The Tigers, though, missed a 50-yard field goal to keep the scoreboard at 10-3.

After three straight drives of a combined 10 plays and 29 yards, Philo and Florida got into a rhythm with a 68-yard march that ended with a 12-yard touchdown to Dallas Wilson (4 catches, 68 yards, 1 TD) that tied the game 10. The Mizzou answer, through, was quick. Simmons completed passes of 10 and 29 yards to move into UF territory, then dropped a 31-yard scoring strike to Caleb Goodie Sr., who ran right past cornerback Jabari Flowers for an easy score and the fourth pass completion of at least 20 yards in the first half against the UF defense. It was 17-10.

Florida's final possession of the half ended with a three-and-out, with Simmons taking advantage with three straight completions that set up Craig for a 50-yard field goal as time expired to send the Tigers into the locker room with 20-10 lead, all the momentum and the ball to start the second half.

Their first possession after intermission was more of the same.

Mizzou needed less than three minutes to roll 75 yards in six plays. A 36-yard Simmons-to-Goodie strike on third-and-7 moved the ball to the UF 19. Two plays later, Roberts crashed into the end zone from five yards and the Tigers were dominating at 27-10.

Missouri added a 52-yard field goal at the 4:30 mark of the period to go up 30-10. Florida had to get something, anything, on its next drive to stop the bleeding, but a sack put the Gators behind the down and distance, forcing a punt. On the Tigers' second play of the next possession, Roberts was stacked up for a loss on the right side of the line, but spun out of it and took off on an improbable 77-yard run to the UF 2. Roberts finished the drive with a touchdown, the Tigers added a 2-point conversion and the game was over-and-a-half at 38-10.

Mizzou's first three-and-out possession of the game came with just under nine minutes remaining and leading of 45-10. Gators backup quarterback Trammell Jones Jr. threw a 42-yard touchdown pass to TJ Abrams with 47 seconds remaining to account for the final score.
UF defensive end Emmanual Oyebadejo (99) with one of the few times Mizzou QB Austin Simmons felt pressure Saturday.
UF defensive end Emmanual Oyebadejo (99) with one of the few times Mizzou QB Austin Simmons felt pressure Saturday.

What it Means

A reality check for the Gators, who still have plenty to play for and will have a slew of chances to show what a dose of humility will do for them with some brutal SEC challenges still on the horizon. This where Sumrall will learn about the character of his first UF team.

In the Spotlight

Simmons and Roberts were phenomenal in combining for -- get this -- 551 yards of total offense to become only the third duo over the last 20 years with a 300-yard passer and 200-yard rusher against a top-10 team.

Staggering Statistic

The UF running game averaged 260.0 yards through the first four games (11th in the nation), including 5.9 per carry. The Gators rushed 25 times for 42 yards. That's 1.7 per. Baugh, who was at 7.2 a carry coming in, had a 12-yard run on the first snap of the game, but gained one yard on his final 11 carries to finish at 1.1 per. Apparently, not enough was made of Missouri's run defense, which started the day at 31st nationally and was allowing only 2.8 yards per carry. The Tigers actually improved on that mark against the second-best ground game in the country.

Up Next

Florida (4-1, 2-1) is back at "The Swamp" next weekend to face South Carolina (2-3, 0-3) for homecoming. The Gators have defeated the Gamecocks four straight times in Gainesville and five of the previous six overall. USC lost to Kentucky 35-34 in overtime at home Saturday. Missouri will be home next week against Texas A&M.

Scoring Summary

				UF-MIZ
1st	8:06	UF	Durkin, Patrick 20 yd field goal	
			15 plays, 73 yards, TOP 06:54	3-0
	3:15	MIZ	Craig, Blake 32 yd field goal	
			12 plays, 62 yards, TOP 04:51	3-3
2nd	10:06	MIZ	Olugbode, D. 47 yd pass from Simmons, A.	
			(Craig, B. kick) 6 plays, 68 yards, TOP 02:55	3-10
	4:26	UF	Wilson, Dallas 12 yd pass from Philo, A.	
			(Durkin, Patrick kick) 7 plays, 68 yards, TOP 03:23	10-10
	2:05	MIZ	Goodie Sr., Caleb 31 yd pass from Simmons, A.	
			(Craig, B. kick) 5 plays, 75 yards, TOP 02:21	10-17
	0:00	MIZ	Craig, Blake 50 yd field goal	
			7 plays, 49 yards, TOP 01:33	10-20
3rd	12:24	MIZ	Roberts, J. 5 yd rush	
			(Craig, B. kick) 6 plays, 75 yards, TOP 02:36	10-27
	4:30	MIZ	Craig, Blake 52 yd field goal	
			10 plays, 49 yards, TOP 04:23	10-30
4th	14:55	MIZ	Roberts, J. 1 yd run	
			(Lee, Cayden pass), 4 plays, 80 yards, TOP 01:50	10-38
	13:33	MIZ	Roberts, J. 80 yd rush	
			(Craig, B. kick) 1 play, 80 yards, TOP 00:12	10-45
	0:47	UF	Abrams, TJ 42 yd pass from Jones Jr. Tramell	
			(Durkin, Patrick kick) 7 plays, 94 yards, TOP 01:52	17-45

Individual Statistics

Passing (C-A-I, Yd, TD)
UF - Aaron Philo (21-34-0, 197, 1), Tramell Jones Jr. (5-5-0, 86, 1)
MIZ - Austin Simmons (23-30-0, 340, 2)

Rushing (Att-Yd, TD)
UF - London Montgomery (1-17, 0), Jadan Baugh (12-13, 0), Evan Pryor (2-10, 0), Tramell Jones Jr. (1-5, 0), Aaron Philo (7-3, 0), Duke Clark (1-1, 0), Eric Singleton Jr. (1- -7, 0)
MIZ - Jamal Roberts (24-211, 3), Xai'Shaun Edwards (7-10, 0), Austin Simmons (3-1, 0)

Receiving (Rec-Yd, TD)
UF - Dallas Wilson (4-66, 1), TJ Abrams (3-55, 1), Luke Harpring (3-33, 0), Bailey Stockton (2-25, 0), Micah Mays Jr. (1-20, 0), Jadan Baugh (3-17, 0), Amir Jackson (1-16, 0), Kahleil Jackson (1-11, 0), Evan Chieca (1-11, 0), Lacota Dippre (1-10, 0), Eric Singleton Jr. (1-9, 0), Duke Clark (3-7, 0), Evan Pryor (2-3, 0)
MIZ - Cayden Lee (8-110, 0), Donovan Olugbode (6-94, 1), Caleb Goldie Sr. (2-67, 1), Jamal Roberts (3-29, 0), Naeshaun Montgomery (2-16, 0), Kenric Lanier II (1-13, 0), Brett Norfleet (1-11, 0)

Leading Tacklers
UF - DJ Coleman (7 Total, 1 TFL), Lagonza Hayward (6 Total, 0 TFL), Kamran James (6 Total, 1 TFL), Jaden Robinson (6 Total, 0.5 TFL), Brendan Bett (6 Total, 1 TFL), Myles Graham (5 Total, 0 TFL), Aaron Chiles (5 Total, 0 TFL), Cormani McClain (5 Total, 0 TFL), Alfonzo Allen Jr. (5 Total, 0 TFL)
MIZ - Nicholas Rodriguez (11 Total, 1.5 TFL), Santana Banner (9 Total, 0 TFL), Robert Woodyard Jr. (6 Total, 1.5 TFL), Sione Laulea (5 Total, 0.5 TFL), Jeremiah Beasley (5 Total, 0 TFL), Kensley Louidor-Faustin (5 Total, 3.5 TFL)

Sacks (Yds)
UF - Kamran James (2 yds), Emmanuel Oyebadejo (2 yds)
MIZ - Sterling Webb (11 yds), Donta Simpson (9 yds) Jason Dowell (6 yds)

Team Statistics	UF	MIZ
FIRST DOWNS	19	23
NET YARDS RUSHING	42	220
Rushing Attempts	25	36
NET YARDS PASSING	283	340
Completions-Attempts-Int	26-39-0	23-30-0
TOTAL OFFENSE YARDS	325	560
Total Offense Plays	64	66
Fumbles: Number-Lost	0-0	1-0
Penalties: Number-Yards	8-80	4-50
PUNTS-YARDS	8-363	3-124
KICKOFFS-YARDS	4-260	8-505
Punt Returns: Number-Yards-TD	0-0-0	2-16-0
Kickoff Returns: Number-Yards-TD	2-31-0	0-0-0
TIME OF POSSESSION	28:20	31:40
3rd Down Conversions	6 of 16	7 of 13
4th Down Conversions	0 of 1	0 of 0
Red-Zone: Scores-Chances	2-2	3-3
Sacks By: Number-Yards	2-4	3-26
PAT Kicks: Total-Made	2-2	4-4
Field Goals: Total-Made	1-1	3-4
Points Off Turnovers	0	0

GAME 6 SUMMARY

South Carolina 38, No. 16 Florida 19

Oct. 3 | Ben Hill Griffin Stadium | Gainesville, Florida
Attendance: 90,311

Score By Quarters	1	2	3	4	Final
South Carolina (3-3)	7	10	14	7	38
Florida (4-2)	7	3	3	6	19

Chris Harry's Quick Slant

What Happened

South Carolina quarterback LaNorris Sellers passed for 279 yards and accounted for five touchowns, four through the air, while the Florida offense was stymied for the second week in a row, this time in a 38-19 homecoming loss Saturday to the Gamecocks before a disappointed sellout crowd at Spurrier/Florida Field.

Sellers, the 6-foot-3, 238-pound senior, completed 23 of 35 pass attempts, fired scores of 15, 12, 26 and 21 yards, and also ran for a touchdown, as the Gamecocks churned out 393 yards of total offense without a turnover. His UF counterpart, third-year sophomore Aaron Philo, hit 21 of 28 throws for 227 yards and a score, but turned the ball over twice (an interception and fumble) and was sacked three times before being replaced by Trammel Jones Jr. late in the final quarter

On offense, the Gators managed 387 yards, most between the 20s, only 120 on the ground, and turned it over three times. Tailback Jadan Baugh, like his team, had a second consecutive long afternoon, carrying 15 times for only 59 yards and a score. The offense was without star playmaking wideout Vernell Brown III (knee) for the second straight week and also lost backup tailback Duke Clark to an ankle injury in the first half.

The loss, which included a 45-minute lightning delay that came at halftime, was Florida's first against South Carolina since 2021 and its second-most lopsided in the series' 45-game history that dates to 1911. The Gamecocks came in with losses in each of their first three Southeastern Conference games. UF, ranked 16th, was a double-digit favorite to win the game.

The Gators struck first when, on the third play of their second offensive series, Philo rolled to the right and hit Bailey Stockton (8 catches, 127 yards, 1 TD) up the sideline, with Stockton winning a foot race to the end zone for a 59-yard touchdown and 7-0 lead. The Gamecocks canceled it out with a 10-play, 65-yard march capped when Sellers fired a perfect pass in the back left corner of the end zone that 6-5, 239-pound wideout Nyck Harbor leaped to haul in against excellent coverage by safety Bryce Thornton to tie the game with 12 seconds to go in the first period.

The two teams traded field goals in the second quarter. A promising UF drive had the Gators with a first down at the USC 9, but they settled for Patrick Durkin's 21-yard field goal. Gamecocks kicker Malik Orsan proceeded to match it with a 37-yarder and 10-10 tie with 4:09 to go in the half.

With a chance to chew up some clock, score late and get the second-half kickoff, instead Philo was picked off by cornerback Vicari Swain, who returned the play 21 yards to the Florida 26. The Gamecocks capitalized with Sellers firing a bullet 12-yard score to Mazio Bennett Jr. to go ahead 17-10 with 1:42 to go in the period.

Though with plenty of time to salvage a score, the Gators let the clock bleed down before calling their first timeout with 22 seconds to go. UF managed to gain 43 yards over its next four plays to put Durkin in position for a 43-yard field-goal try on the final snap of the half. He missed.

The Gators drove 45 yards to open the third period, with Durkin making good on a 48-yarder to cut the lead to 17-13. Sellers, though, had a response, starting with a 35-yard completion to Harbor on third-and-14 that was immediately followed by a 26-yard scoring dart to Donovan Murph and 24-13 lead.

Two possessions later, the Gamecocks led 30-13 when Sellers finished a 10-play, 59-yard drive with a quarterback sneak to push his team to a commanding lead.

Sellers threw his fourth TD of the game on a blown-coverage in the fourth quarter when Lex Cyrus went completely uncovered 20 yards into the UF secondary and was alone in the end zone for the score. Baugh got his 12th touchdown of the season with 1:01 remaining on a 1-yard run out of the Wildcat formation.

What it Means

After dashing to national darling status (and into The Associated Press Top 10) with four consecutive wins to start the season, the Gators have suffered a pair of lopsided defeats in succession (by an average margin of 23.5 points, can't run the ball or stop anybody on defense, and now face the most daunting run of their schedule (read on).

In the Spotlight

Sellers, riding an eight-game SEC losing streak, looked like a Heisman Trophy candidate against the Florida defense. In his three previoius SEC games (losses to Mississippi State, at Alabama, and home against Kentucky in overtime) he combined to complete 59.4% of his passes for five touchdowns, three interceptions and a QB rating of 124.3. Against Florida, he looked totally comfortable and in command on his way to hitting 66% of this attempts for a QBR of 170.4 and a plus-4 touchdown-to-turnover ratio through the air.

Staggering Statistic

Seven days earlier, the Gators woke up in Columbia, Missouri, ranked No. 2 in the nation in both scoring (53.5 points) and total offense (532.5 yards per game), and boasted the No. 5 rushing attack in the country (260.0 ypg). The last two games, UF has averaged 18.0 points and 356 total yards, including just 81.0 on the ground.

Up Next

Florida (4-2, 2-2) enters one of the most brutal two-game stretches in all of college football this season, starting with next Saturday's road date at No. 1 Texas (4-0, 1-0), which takes on rival Oklahoma in the annual Red River Rivalry later Saturday. Come what may in Austin, the Gators will have a Week 8 bye before its annual showdown against currently No. 2 and unbeaten Georgia on Oct. 31 in a game that will be played in Atlanta due to renovations of the stadium in Jacksonville. South Carolina (3-3, 1-3) is off next week and will be home to currently 15th-ranked Tennessee on Oct. 24

Scoring Summary

				UF-SC
1st	11:25	UF	Stockton, Bailey 59 yd pass from Philo, A. (Durkin, Patrick kick) 3 plays, 63 yards, TOP 00:50	7-0
	0:12	SC	Harbor, N. 15 yd pass from Sellers, L. (Orsan, M. kick) 10 plays, 65 yards, TOP 03:40	7-7
2nd	8:50	UF	Durkin, Patrick 21 yd field goal 13 plays, 72 yards, TOP 06:22	10-7
	4:09	SC	Orsan, M. 37 yd field goal 10 plays, 56 yards, TOP 04:41	10-10
	1:47	SC	Bennett, M. Jr. 12 yd pass from Sellers, L. (Orsan, M. kick) 5 plays, 26 yards, TOP 01:42	10-17
3rd	11:17	UF	Durkin, Patrick 48 yd field goal 9 plays, 45 yards, TOP 03:43	13-17
	8:36	SC	Murph, D. 26 yd pass from Sellers, L. (Orsan, M. kick) 6 plays, 75 yards, TOP 02:41	13-24
	1:08	SC	Sellers, L. 1 yd rush (Orsan, M. kick) 10 plays, 59 yards, TOP 4:14	13-31
4th	8:07	SC	Cyrus, L. 21 yd pass from Sellers, L. (Orsan, M. kick) 3 plays, 27 yards, TOP 01:21	13-38
	1:01	UF	Baugh, J. 2 yd rush (Jackson, A. pass from Jones Jr. T. failed) 10 play, 57 yards, TOP 03:07	19-38

Individual Statistics

Passing (C-A-I, Yd, TD)
UF - Aaron Philo (21-28-1, 277, 1), Tramell Jones Jr. (6-8-1, 40, 0)
SC- LaNorris Sellers (23-35-0, 279, 4)

Rushing (Att-Yd, TD)
UF - Jadan Baugh (15-59, 1), Aaron Philo (13-32, 0), Tramell Jones Jr. (2-17, 0), Eric Singleton Jr. (1-7, 0), Duke Clark (3-5, 0), Evan Pryor (4-0, 0)
SC - Matt Fuller (10-52, 0), Jabree Coleman (7-39, 0), LaNorris Sellers (14-20, 1), Jawarn Howell (4-6, 0)

Receiving (Rec-Yd, TD)
UF - Bailey Stockton (8-127, 1), Dallas Wilson (8-74, 0), Evan Pryor (2-14, 0), TJ Abrams (2-14, 0), Jadan Baugh (2-11, 0), Luke Harpring (2-7, 0), Lacota Dippre (1-9, 0), Micah Mays Jr. (1-8, 0), Eric Singleton Jr. (1-3, 0)
SC - Mazeo Bennett Jr. (7-35, 1), Nyck Harbor (4-83, 1), DJ Black (3-42, 0), Donovan Murph (2-32, 1), Lex Cyrus (2-30, 1), Maurice Brown II (2-23, 0), Matt Fuller (2-19, 0), Jabree Coleman (1-15, 0)

Leading Tacklers
UF - Aaron Chiles (9 Total, 1 TFL), Myles Graham (8 Total, 2 TFL), Cormani McClain (6 Total, 1 TFL), Jaden Robinson (6 Total, 1 TFL), Bryce Thornton (5 Total, 0 TFL), DJ Coleman (4 Total, 0 TFL), Alfonzo Allen Jr. (4 Total, 0 TFL)
SC - Peyton Williams (7 Total, 0 TFL), Justin Okoronkwo (6 Total, 0 TFL), Shawn Murphy (6 Total, 0 TFL), Dylan Stewart (5 Total, 1 TFL), Anthony Addison (5 Total, 0 TFL), Fred Johnson (5 Total, 0 TFL), Damarcus Leach (5 Total, 0 TFL), Jamian Risher Jr. (4 Total, 0 TFL)

Sacks (Yds)
UF - Myles Graham (9 yds), Jadyen Woods (3 yds), DK Kalu (2 yds)
SC - Dylan Stewart (7 yds), Caleb Herring (6 yds), Troy Pikes (11 yds)

Team Statistics	SC	UF
FIRST DOWNS	22	20
NET YARDS RUSHING	114	120
Rushing Attempts	37	38
NET YARDS PASSING	279	267
Completions-Attempts-Int	23-35-0	27-36-2
TOTAL OFFENSE YARDS	393	387
Total Offense Plays	72	74
Fumbles: Number-Lost	1-0	2-1
Penalties: Number-Yards	6-53	5-30
PUNTS-YARDS	4-149	3-124
KICKOFFS-YARDS	7-447	5-325
Punt Returns: Number-Yards-TD	0-0-0	0-0-0
Kickoff Returns: Number-Yards-TD	0-0-0	3-59-0
TIME OF POSSESSION	30:37	29:23
3rd Down Conversions	10 of 16	6 of 13
4th Down Conversions	0 of 0	1 of 2
Red-Zone: Scores-Chances	4-4	2-3
Sacks By: Number-Yards	3-24	3-14
PAT Kicks: Total-Made	5-5	1-1
Field Goals: Total-Made	1-2	2-3
Points Off Turnovers	7	0

GAME 7 SUMMARY

Florida 27, No. 7 Texas 24

Oct. 17 | Darrell K Royal-Texas Memorial Stadium | Austin, Texas
Attendance: 103,989

Score By Quarters	1	2	3	4	Final
Florida (5-2)	0	10	7	10	27
Texas (4-2)	10	7	0	7	24

Chris Harry's Quick Slant

What Happened

Second-year freshman quarterback Tramell Jones Jr. teamed with the Florida defense to fashion one of the program's most improbable upset victories in years Saturday, as the Gators rallied from two touchdowns down to shock seventh-ranked Texas 27-24 before a dumbfounded, sold-out crowd of more than 100,000 at DKR-Memorial Stadium.

Jones, making his first career start for injured Aaron Philo, completed 22 of 35 passes with a pair of touchdowns, both to tight end Lacota Dippre, and did not turn the ball over, as the offense totaled 313 yards, 21 first downs and dominated time of possession. Jones led the offense to 24 unanswered points after falling behind 17-3 in one of the most hallowed venues in the country.

The bigger story, however, just might have been the UF defense, which coming in was ranked at the bottom of the Southeastern Conference (allowing 393 yards per game) and 131st in the nation (out of 138) in defending the pass (268.7 ypg). The unit resembled nothing close to those numbers.

The Gators overwhelmed Texas quarterback Arch Manning and his offense, limiting the Longhorns to just 272 total yards (only 172 through the air), 13 first downs, just two of 10 third-down conversion and sacked Manning five times, the last one resulting in a game-icing fumble. UF, meanwhile held the ball for a 38 minutes, 11 seconds (for a whopping plus-16 differential) and went 8-for-11 on third down in the second half.

The performance – and outcome – was quite the role-reversal from the Florida that showed up the previous two weeks in blowout losses at Missouri and at home against South Carolina for homecoming. And it came on the road against a Texas team that talked all week about its refocus and determination after a gut-punch, walk-off loss while ranked No. 1 against hated Oklahoma in their Red River Rivalry showdown.

UF tailback Jadan Baugh rushed 25 times for 91 yards, including the game's final score, a 13-yard run that put the Gators ahead by 10 with just over six minutes remaining. UT got a quick-streak touchdown to draw within three points, then got the ball back with 2:32 remaining with a chance to win or tie the game.

On the second snap, junior linebacker Myles Graham's sack/fumble was recovered by blitzing defensive back Kanye Clark with 1:58 remaining.

After Texas called a pair of timeouts, Jones made two defenders miss on a zone-read keeper to left and dashed for a 9-yard gain on third-and-7 with 1:44 to go, as UT was forced to use its final timeout, thus putting the game away.

Texas won the toss and, going against convention, opted to receive the opening kickoff. The Longhorns converted one third down, got a defensive pass interference penalty against cornerback Cormani McClain, then tailback Raleek Brown broke off the right side for a 32-yard touchdown and 7-0 lead less than four minutes in. UT, after a quick UF possession, made it 10-0 with a 38-yard field goal by Pat Spetic at the 6:42 mark.

A decent kickoff return, two first downs, plus a 15-yard penalty against the Longhorns, led to Patrick Durkin's 45-yard field that – despite being badly outplayed and outgained in the first period – made it a 10-3 game early in the second. After the Florida defense got its first three-and-out to force a punt, Jones returned the favor, missing on a pair of throws to open receivers, with Alec Clark coming on to punt the ball back to the Longhorns. UT's Ryan Niblett, a 2025 first-team All American kick-returner, fielded the punt, made a gunner miss, then crossed the field left to right, on his way to a 64-yard return to put his team ahead 17-3 at the 11:27 mark of the second.

Just when it looked like things were getting out of hand, both teams made plays to make it interesting.

Texas appeared to dodge a couple bullets (fumble by Manning recovered by UT, followed by a dropped interception by UF safety Bryce Thornton) when the Longhorns gambled on a fourth-and-1 at midfield. Florida linebacker Ty Jackson blew through the line and blew up tailback Hollywood Smothers for a yard loss, giving the Gators the ball with two-plus minutes to go before half.

Then it was UF's turn to gamble. The Gators went for it on fourth-and-12 at the Texas 36, with Jones throwing a perfect sideline pass that tightly covered Dallas Wilson toe-tapped for a 17-yard gain with 51 seconds on the clock. Three plays later, Jones play-faked to his right, then reversed to his left and lobbed a 7-yard score to Dippre with 18 seconds, capping a huge nine-play, 49-yard drive with 18 seconds to play that closed UT's margin to 17-10, with the Gators getting the second half kickoff.

And capitalizing on the opportunity.

Jones led a master-class drive of 15 plays, covering 69 yards and chewing up more than eight minutes of the clock. Along the way, he converted five third downs, the last ending with a 14-yard strike to an uncovered Dippre in the end zone to tie the game at 17-all.

The next three UT drives totaled 11 plays, 28 yards, two punts and a stop on downs. The Gators' offense took the cue from their defense, getting a 28-yard go-ahead field goal from Durkin and – after stopping Manning for a 3-yard loss on fourth-and-2 at UT 48 – a mini-march that ended with Baugh bouncing an inside run to the outside and scoring from 11 yards for a two-possession lead, 27-17, and just 6:22 remaining.

Manning, facing on a fourth-and-6 and under pressure, escaped the UF rush and fired downfield to a wide-open wideout Emmett Mosley V, who beat Clark for a 62 catch-and-run to the Florida 9. Two plays later, Manning found Cam Coleman for a touchdown to make it 27-24 with 4:21 left and Memorial Stadium suddenly awakened. Temporarily.

UF's ensuing possession was a three-and-out that lost four yards. Ryan Niblett's 17-yard punt return set up UT at its 46 with 2:32 left. On second-and-8, the Florida pass rush crashed, with linebacker Graham smothering Manning and forcing a fumble that Clark fell on with 1:58 to go,setting up the offense for its run-out-the-clock final possession.

What it Means

The Gators entered the game with just 11 victories in their last 40 away from home, so this one – against a top-10 opponent, no less – was monumental relative to confidence for a team with a season teetering on the brink. Coach Jon Sumrall, in his first year, is now 2-0 with his new team against Associated Press Top 10 opponents, and owns the program's first victory over a top-10 team on the road since the Gators beat No. 10 Florida State 37-26 on Nov. 24, 2012 at Tallahassee. That was five coaches ago. Texas was Florida's highest-ranked road victim since the No. 1 Gators beat fourth-ranked LSU 13-3 on Oct. 10, 2009 at Baton Rouge.

In the Spotlight

Take a bow, Mr. Jones, who under seemingly impossible circumstances easily outperformed Manning. Jones became the first Florida quarterback in 29 years to beat a top-10 team on the road in his first career start. The last to do so was Jesse Palmer, who was in the broadcast booth calling the game for ABC. Palmer started what turned to be a 24-10 victory at No. 6 Auburn on Oct. 18, 1997. He did not, however, finish the game. He was replaced that day by walk-on Noah Brindise, who helped key the victory.

Staggering Statistic

The first quarter (and a bulk of the first half) was a disaster for the Gators, who went 0-for-8 on third down through the first two periods, only to covert on all but three in 11 second-half attempts. Absolutely lights-out, with a quarterback who had never dealt with such pressure.

Up Next

Florida (5-2, 3-2) has its first open date of the season, then returns to action Oct. 31 for its annual rivalry date against Georgia (6-1, 4-1), who entered the week as the No. 1 team in the country. With EverBank Stadium undergoing renovations, the game will be played at Mercedez Benz Stadium in Atlanta. The Bulldogs, who have won five straight in the series, were upset at home by Auburn on Saturday night, making this one look a little more interesting now. Texas (4-2, 1-2), in a free-fall from No. 1, is home against Ole Miss.

Scoring Summary

				UF-TEXAS
1st	11:42	TEXAS	Brown, R. 32 yd rush	
			(Spetic, G. kick) 7 plays, 75 yards, TOP 03:18	0-7
	6:42	TEXAS	Spetic, G. 38 yd field goal	
			8 plays, 60 yards, TOP 02:52	0-10
2nd	13:48	UF	Durkin, Patrick 45 yd field goal	
			8 plays, 37 yards, TOP 03:47	3-10
	11:27	TEXAS	Niblett, R. 63 yd punt return	
			(Spectic, G. kick) 10 plays, TOP 01:06	3-17
	0:18	UF	Dippre, L. 7 yd pass from Jones Jr. T.	
			(Durkin, P. kick) 9 plays, 49 yards, TOP 02:26	10-17
3rd	6:50	UF	Dippre, L. 8 yd pass from Jones Jr. T.	
			15 plays, 69 yards, TOP 08:03	17-17
4th	10:40	UF	Durkin, P. 28 yd field goal	
			14 plays, 57 yards, TOP 06:31	20-17
	6:22	UF	Baugh, J. 11 yd rush	
			(Durkin, P. kick) 6 play, 45 yards, TOP 02:01	27-17
	4:21	TEXAS	Coleman, C. 9 yd pass from Manning, A.	
			(Spetic, G. kick) 6 plays, 7 yards, TOP 2:01	27-24

Individual Statistics

Passing (C-A-I, Yd, TD)
UF - Tramell Jones Jr. (22-35-0, 155, 2)
TEXAS- Arch Manning (14-20-0, 173, 1)

Rushing (Att-Yd, TD)
UF - Jadan Baugh (25-91, 1), Tramell Jones Jr. (10-41, 0), London Montgomery (4-20, 0), Eric Singleton Jr. (2-8, 0), Evan Pryor (3- -6, 0)
TEXAS - Hollywood Smothers (12-52, 0), Raleek Brown (8-47, 1), Arch Manning (10-0, 0)

Receiving (Rec-Yd, TD)
UF - Eric Singleton Jr. (7-23, 0), Bailey Stockton (4-31, 0), Dallas Wilson (3-27, 0), Lacota Dippre (2-15, 2), Jadan Baugh (2-13, 0), Micah Mays Jr. (2-13, 0), London Montgomery (1-8, 0), Luke Harpring (1-5, 0)
TEXAS - Ryan Wingo (5-49, 0), Jermaine Bishop Jr. (3-34, 0), Cam Coleman (3-18, 1), Emmett Mosley V (2-76, 0), Hollywood Smothers (1-6, 0)

Leading Tacklers
UF - Myles Graham (7 Total, 1 TFL), Cormani McClain (6 Total, 0 TFL), Kanye Clark (6 Total, 0 TFL), DJ Coleman (6 Total, 0 TFL), Aaron Chiles (5 Total, 0 TFL), LJ McCray (4 Total, 1.5 TFL)
TEXAS - Justin Cryer (11 Total, 0 TFL), Jelani McDonald (9 Total, 1 TFL), Colin Simmons (8 Total, 4 TFL), Rasheem Biles (7 Total, 0 TFL), Kade Phllips (6 Total, 0 TFL)

Sacks (Yds)
UF - Myles Graham (9 yds), LJ McCray (10 yds), Brendan Bett (3 yds), Ty Jackson (3 yds), DK Kalu (3 yds), Lagonza Hayward (1 yd)

TEXAS - Jelani McDonald (11 yds)

Team Statistics	UF	TEXAS
FIRST DOWNS	21	13
NET YARDS RUSHING	158	99
Rushing Attempts	46	30
NET YARDS PASSING	155	173
Completions-Attempts-Int	22-35-0	14-20-0
TOTAL OFFENSE YARDS	313	272
Total Offense Plays	81	50
Fumbles: Number-Lost	1-0	1-1
Penalties: Number-Yards	7-55	1-15
PUNTS-YARDS	6-311	4-169
KICKOFFS-YARDS	6-355	5-296
Punt Returns: Number-Yards-TD	1-4-0	2-80-1
Kickoff Returns: Number-Yards-TD	5-105-0	0-0-0
TIME OF POSSESSION	38:11	21:49
3rd Down Conversions	8 of 19	2 of 10
4th Down Conversions	2 of 2	1 of 3
Red-Zone: Scores-Chances	4-4	2-2
Sacks By: Number-Yards	5-29	1-11
PAT Kicks: Total-Made	3-3	3-3
Field Goals: Total-Made	2-2	1-1
Points Off Turnovers	0	0

GAME 8 SUMMARY

No. 3 Georgia 27, No. 17 Florida 8

Oct. 31 | Mercedes-Benz Stadium | Atlanta, Georiga
Attendance: 72,541

Score By Quarters	1	2	3	4	Final
Florida (5-3)	0	0	0	8	8
Georgia (7-1)	7	17	0	3	27

Scott Carter's Quick Slant

What Happened

The Gators won the coin toss in their annual Southeastern Conference showdown against Georgia. Some on the Florida side of Mercedes-Benz Stadium on Saturday will consider that the highlight.

Otherwise, it was all Bulldogs in the storied rivalry's first contest in Georgia's capital city.

Third-ranked Georgia (7-1, 5-1) took advantage of a string of Florida miscues in the first half to win, 27-8, extending its winning streak over the No. 17-ranked Gators (5-3, 3-3) to six, the Bulldogs' longest run of success in the series since a six-game streak from 1978-83. Florida last beat the Bulldogs in 2020. Georgia coach Kirby Smart improved to 9-2 against the Gators and beat first-year UF coach Jon Sumrall in their first matchup.

The teams combined for less than 600 yards of total offense, as Florida limited the Bulldogs to 318 total yards and 15 points below their season scoring average. But the Gators mustered only 252 total yards and committed four turnovers.

"Where we are as a program, every part of our team has to get better," Sumrall said. "I'm not letting us off the hook for everything we do right now; we're trying to build a sustainable program for a long time, and every little thing we do matters. So, to me, there was a lot of growth on defense; it still wasn't good enough.

"Where they have been recently, we want to go."

The first sign of trouble happened on Florida's opening drive, with the game still scoreless after Georgia kicker Peyton Woodring missed a 43-yard field goal on Georgia's first possession. Facing third-and-6 at UF's 42, starting quarterback Aaron Philo was pressured from behind and stumbled as he tried to escape the pocket.

Instead of eating turf, Philo attempted to toss the ball out of bounds underhand, and the wayward pass was intercepted by Ellis Robinson IV. The Bulldogs took over at Florida's 41. However, Georgia's offense failed to take advantage, and on fourth-and-10, a delay-of-game penalty moved the Bulldogs back to the 46. More warning signs for the Gators came when Jaden Edgecombe, a senior walk-on receiver who had played only one game in his career, was called for roughing the kicker on Drew Miller's punt.

First down, Bulldogs.

Five plays later, running back Nate Frazier bulldozed into the end zone from the 1-yard line and the Bulldogs led, 7-0. Another Philo interception in the second quarter — this one a catchable pass that deflected off receiver Eric Singleton Jr.'s hands and picked off by Demello Jones — led to a Woodring 28-yard field goal and a 10-0 Bulldogs lead with 8:55 left before halftime.

Tramell Jones Jr. replaced Philo to perhaps spark the offense and get the Gators on the scoreboard before halftime. It didn't happen. Following a Gators punt on Jones' first series, Bo Walker capped a 10-play, 81-yard drive for the Bulldogs with a 1-yard touchdown run, putting the Bulldogs up 17-0.

The first half couldn't end soon enough for the Gators. But before it did, disaster struck on second-and-5 from Georgia's 37. Jones, 3-for-3 for 37 yards on the drive to move the Gators into Georgia territory, was sacked as he cocked his arm back to throw. The play was ruled a fumble, and Georgia's Chris Cole
scooped up the loose ball and raced 66 yards for the score with 29 seconds left before the half.

"I think they're a really good football team and I have a lot of respect for them," Sumrall said. "They didn't need our help tonight, but we gave it to them, too."

Game over. Georgia's streak lives for another year.

"Nine-and-three is the only thing we should be thinking about, that's for sure," receiver Bailey Stockton said. "We just have to get back to the drawing board, honestly. We have to get better."

What it Means

The Gators will drop out of any conversation of making the College Football Playoff. Florida had an opportunity to stamp its place in the playoff picture with an upset of the third-ranked Bulldogs — it would have been the Gators' third win over a top-10-ranked team this season — but handing the Bulldogs 17 points off turnovers before halftime derailed another upset bid.
In the Spotlight

Philo missed the Texas win with a shoulder injury after starting the first six games of the Sumrall era. Jones made his first start and led the Gators to a win over the No. 7 Longhorns, throwing for 155 yards and two scores. With Philo ready to return and Jones reportedly aching — both players were listed as questionable on the availability report — Philo got the call Saturday. Jones won the statistical battle and scored Florida's only touchdown, leaving Sumrall and offensive coordinator Buster Faulkner plenty to sort out at practice next week.

Philo finished 5 of 7 for 24 yards and two interceptions; Jones completed 17 of 24 for 172 yards and one interception. He got the Gators on the scoreboard in the fourth quarter with a 2-yard run.

"I don't know if I'm ready to make a decision on anything today," Sumrall said after the game. "Whoever we're going to start is going to get more reps with the ones. We're going to evaluate that the next couple of days. I don't know that I saw either one of them play well enough for me to go, 'that's our starter forever moving forward.' I saw both of them do enough good things that I want to keep both of them alive and give them opportunities to grow."
Jones Jr., Tramell (2026 vs. Georgia)
Tramell Jones Jr. reacts after his touchdown run in the fourth quarter. (Photo: Hannah White/UAA Communications)
Staggering Statistic

The Bulldogs outrushed the Gators 217 yards to 48. Gators junior Jadan Baugh, an Atlanta native playing in his homecoming game, managed only 38 yards on 17 carries. Florida averaged only 1.7 yards per carry.

Up Next

The Gators (5-3, 3-3) return home to face Oklahoma. The Sooners have never played at Ben Hill Griffin Stadium, and the only two meetings between the schools came in the postseason (2008 National Championship Game, 2020 Cotton Bowl). Oklahoma faced South Carolina on Saturday.

Scoring Summary

				UF-UGA
1st	1:50	UGA	Frazier, N. 1 yd rush (Woodring, P. kick) 8 plays, 41 yards, TOP 04:12	0-7
2nd	8:55	UGA	Woodring, P. 28 yd field goal 4 plays, 7 yards, TOP 02:04	0-10
	1:55	UGA	Walker, B. 1 yd rush (Woodring, P. kick) 10 plays, 81 yards, TOP 04:17	0-17
	0:29	UGA	Cole, C. 66 yard fumble return (Woodring, P. kick) TOP 01:26	0-24
4th	6:59	UF	Jones Jr., T. 2 yd rush (Wilson, D. pass from Baugh, J.) 9 plays, 48 yards, TOP 04:12	8-24
	3:34	UGA	Woodring, P. 21 yd field goal 9 plays, 61 yards, TOP 03:25	8-27

Individual Statistics

Passing (C-A-I, Yd, TD)
UF - Tramell Jones Jr. (18-25-1, 172, 0), Aaron Philo (5-7-2, 26, 0)
UGA- Gunner Stockton (13-23-0, 101, 0)

Rushing (Att-Yd, TD)
UF - Jadan Baugh (17-38, 0), Tramell Jones Jr. (9-17, 1), Eric Singleton Jr. (1-2, 0), Evan Pryor (1- -3, 0)
UGA - Nate Frazier (12-67, 1), Dwight Phillips Jr. (8-67, 0), Gunner Stockton (12-45, 0), Bo Walker (8-27, 1), Talyn Taylor (1-6, 0), Landon Roldan (1-5, 0)

Receiving (Rec-Yd, TD)
UF - Bailey Stockton (8-76, 0), Eric Singleton Jr. (4-19, 0), Amir Jackson (2-27, 0), Lacota Dippre (2-15, 0), Dallas Wilson (2-14, 0), Justin Williams (2-9, 0), Luke Harpring (1-23, 0), TJ Abrams (1-9, 0), London Montgomery (1-6, 0)
UGA - Craig Dandrige Jr. (3-39, 0), London Humphreys (2-16, 0), Jaden Reddell (2-15, 0), Tayln Taylor (2-3, 0), Lawson Luckie (1-13, 0), Nate Frazier (1-10, 0), Dwight Phillips Jr. (1-6, 0), Landon Roldan (1- -1, 0)

Leading Tacklers
UF - DJ Coleman (8 Total, 0 TFL), Myles Graham (7 Total, 0 TFL), Ty Jackson (7 Total, 0 TFL), Aaron Chiles (6 Total, 1 TFL), Bryce Thornton (5 Total, 0 TFL), Jayden Woods (4 Total, 1 TFL)
UGA - Chris Cole (9 Total, 1 TFL), Raylen Wilson (8 Total, 1 TFL), Rasean Dinkins (6 Total, 1 TFL), KJ Bolden (6 Total, 0 TFL), Justin Williams (5 Total, 1.5 TFL)

Sacks (Yds)
UF - Emmanuel Oyebadejo (5 yds)

UGA - Gabe Harris (10 yds), Elijah Griffin (4 yds), Quintavius Johnson (3 yds), Chris Cole (2 yds)

Team Statistics	UF	UGA
FIRST DOWNS	15	19
NET YARDS RUSHING	54	217
Rushing Attempts	28	42
NET YARDS PASSING	198	101
Completions-Attempts-Int	23-32-3	13-23-0
TOTAL OFFENSE YARDS	252	318
Total Offense Plays	60	65
Fumbles: Number-Lost	2-1	2-1
Penalties: Number-Yards	8-78	4-32
PUNTS-YARDS	4-205	3-147
KICKOFFS-YARDS	2-125	6-389
Punt Returns: Number-Yards-TD	2-31-0	2-28-0
Kickoff Returns: Number-Yards-TD	3-56-0	0-0-0
TIME OF POSSESSION	27:50	32:11
3rd Down Conversions	4 of 12	6 of 15
4th Down Conversions	1 of 2	1 of 2
Red-Zone: Scores-Chances	1-2	4-5
Sacks By: Number-Yards	1-5	4-19
PAT Kicks: Total-Made	0-0	3-3
Field Goals: Total-Made	0-0	2-3
Points Off Turnovers	8	17

GAME 9 SUMMARY

Oklahoma 23, No. 24/25 Florida 7

Nov. 7 | Ben Hill Griffin Stadium | Gainesville, Florida
Attendance: 72,541

Score By Quarters	1	2	3	4	Final
Oklahoma (5-4)	3	10	0	10	23
Florida (5-4)	0	7	0	0	7

Chris Harry's Quick Slant

What Happened

Quarterback John Mateer passed for 207 yards and a pair of touchdowns, but it was the Oklahoma defense that set the tone in the Sooners' one-sided 23-7 victory over 24th-ranked Florida in their Southeastern Conference game Saturday night at sold-out Spurrier/Florida Field.

OU came into the game ranked next-to-last in the league in both scoring and total offense, having fired its offensive coordinator after last week's home loss to South Carolina. But it was the UF offense and quarterback Tramell Jones Jr., making his second career start and first at home, that were completely overwhelmed in being held to just 203 yards of offense and posting the fewest points at the "Swamp" since a 27-2 loss to Florida State on Nov. 28, 2015.

Make that a second straight game with a single-digit number on the scoreboard, following last week's 27-8 loss to third-ranked Georgia.

Mateer completed 21 of 33 passes with touchdown tosses of three and six yards without committing a turnover, marking the fifth consecutive game the UF defense has gone without an interception. Oklahoma, which had scoring marches of 15 plays in the first half and 20 in the second, finished with 351 yards of offense, including 144 on the ground, with 56 from Mateer.

Jones, the second-year freshman, completed just 10 of 22 attempts for 133 yards and two interceptions, including a critical end-zone pick in the third quarter when the Gators had a shot to take the lead. Tailback Jadan Baugh again failed to find creases in the struggling UF offensive line, finishing with eight carries for 35 yards and his team's lone score of the game, a 15-yard run in the second quarter.

OU took a 3-0 lead on its first possession, thanks to Mateer's 41-yard strike up the right sideline to tight end Rocky Beers. The Sooners settled for a 41-yard field goal by Tate Sandell. Mateer made it 10-0 midway through the second period when he engineered a 15-play, 84-yard drive that took more than seven minutes. He capped it on a second-and-goal from 3 with a play-fake into the line, then rolled to his right and soft-tossed a touchdown to wide-open tight end Hayden Hansen, who played the previous four seasons with the Gators.

It took UF's first defensive stop of the game to make things interesting. The Gators forced OU's first punt with just over five minutes to go before halftime, a 53-yarder that Bailey Stockton fielded at his 17-yard line. Stockton made the first man miss, sped left and found room up the sideline for a 31-yard return to the Florida 48. Four plays later, Baugh broke a run to the outside and tapped the ball on the pylon for a diving 15-yard scoring run that made the score 10-7.

Oklahoma got the ball with 2:56 to go before intermission and promptly hit plays of 14, 11 and 15 yards that put Sandell in position to nail a 48-yard field goal that sent the Sooners to the locker room up 13-7.

Florida had an excellent chance to take the lead on its second possession of the second half. On third-and-10 from the Gators' 44, Jones hit tailback Duke Clark on a swing pass. Clark got two nice blocks downfield and gained 33 yards to the OU 24. The next three plays gained seven yards, with UF coach Jon Sumrall opting to go for it on fourth-and-3 from the 17, rather than kick the field goal. Under pressure, Jones had wideout Eric Singleton Jr. uncovered in the end zone, but the pass, thrown off his back foot and falling away, was badly underthrown and intercepted by OU safety Courtland Guillory in the end zone for a touchback.

The score still stood at 13-7 late in the third quarter when the Sooners took off on their 20-play, 89-yard march that ate up a whopping 12 minutes, 45 seconds and ended with a 6-yard scoring toss to wideout Isaiah Sategna III with 5:01 to go for a 20-7 lead.

OU tagged on a 31-yard Sandell field goal with 1:56 remaining.

UF tailback Jadan Baugh (13) scores on a 15-yard run in the first half Saturday against the Sooners. (Photo: Avery Duffy/UAA Communications)

What it Means

That 4-0 start by the Gators feels like it happened years ago, as they've now dropped four of five and remain one win from becoming bowl eligible. That'll be the least of Sumrall's concerns this week, however, as this team has gobs of work to do — and may be looking at another quarterback change.

In the Spotlight

Two days after losing 42-25 at home against South Carolina, the Sooners on Monday fired offensive coordinator Ben Arbuckle and named tight ends coach Jason Witten, the former Dallas Cowboys superstar and future Pro Football Hall-of-Famer, to the interim post. Against a UF defense that seemed to be improving the last few weeks, the OU offense ran 73 plays (26 more than UF), averaged 4.8 yards per snap and went 3-for-3 with its red zone opportunities.

Staggering Statistic

The game marked Oklahoma's first since it joined the SEC in 2024 — that's three seasons and 35 games — that the Sooners scored on their first two offensive possessions. For the Gators, it was downhill from there.

Up Next

Florida (5-4) heads to its newfound house of horrors — Kroger Field — to face No. 8 Kentucky, where the Gators have lost three straight, dating to 2021, including a 38-7 massacre in '24. The Wildcats (7-2), under first-year head coach and UK alum Will Stein, began Saturday in first place in the SEC standings, but got blown out 34-6 at Tennessee, so they figure to be in a mood when the Gators arrive.

Scoring Summary

				OU-UF
1st	7:36	OU	Sandell, T. 41 yd field goal 10 plays, 61 yards, TOP 05:29	3-0
2nd	9:42	OU	Hansen, H. 3 yd pass from Mateer, J. (Sandell, T. kick) 15 plays, 84 yards, TOP 07:11	10-0
	3:00	UF	Baugh, J. 15 yd rush (Durkin, P. kick) 4 plays, 52 yards, TOP 02:03	10-7
	0:36	OU	Sandell, T. 48 yd field goal 8 plays, 44 yards, TOP 02:20	13-7
4th	4:56	OU	Satenga III, I. 6 yd pass from Mateer, J. (Sandell, J. kick) 20 plays, 89 yards, TOP 12:45	20-7
	1:56	OU	Sandell, T. 31 yd field goal 6 plays, 4 yards, TOP 02:24	23-7

Individual Statistics

Passing (C-A-I, Yd, TD)
UF - Tramell Jones Jr. (10-22-2, 133, 0)
OU- John Mateer (21-33-0, 207, 2)

Rushing (Att-Yd, TD)
UF - Jadan Baugh (8-35, 1), Duke Clark (6-28, 0), Tramell Jones Jr. (11-34, 0)
OU - John Mateer (14-56, 0), Llyod Avant (13-47, 0), Tory Blaylock (7-30, 0), Jonathan Hatton Jr. (4-7, 0), Isaiah Sategna III (1-5, 0)

Receiving (Rec-Yd, TD)
UF - Duke Clark (4-70, 0), Dallas Wilson (4-48, 0), Bailey Stockton (1-8, 0), Jadan Baugh (1-7, 0)
OU - Rocky Beers (4-72, 0), Jacob Jordan (4-36, 0), Isaiah Sategna III (4-34, 0), Parker Livingstone (3-26, 0), Manny Choice (3-21, 0), Elijah Thomas (1-9, 0), Lloyd Avant (1-6, 0), Hayden Hansen (1-3, 0)

Leading Tacklers
UF - Myles Graham (15 Total, 1.5 TFL), Aaron Chiles (9 Total, 0 TFL), DJ Coleman (7 Total, 0.5 TFL), Jayden Woods (5 Total, 0 TFL), Kanye Clark (4 Total, 0 TFL), Joseph Mbatchou (4 Total, 1 TFL)
OU - Owen Heinecke (10 Total, 1.5 TFL), Kip Lewis (7 Total, 1.5 TFL), Michael Boganowski (6 Total, 0 TFL), Danny Okoye (5 Total, 1 TFL), Reggie Powers III (4 Total, 0.5 TFL)

Sacks (Yds)
UF - Myles Graham (5 yards), Kofi Asare (4 yards)
OU - Kip Lewis (15 yards), Owen Heinecke (5 yards), Reggie Powers III (5 yards), Danny Okoye (1 yard)

Team Statistics	OU	UF
FIRST DOWNS	20	11
NET YARDS RUSHING	144	70
Rushing Attempts	40	25
NET YARDS PASSING	207	133
Completions-Attempts-Int	21-33-0	10-22-2
TOTAL OFFENSE YARDS	351	203
Total Offense Plays	73	47
Fumbles: Number-Lost	0-0	1-0
Penalties: Number-Yards	9-70	4-40
PUNTS-YARDS	4-173	5-212
KICKOFFS-YARDS	6-381	2-130
Punt Returns: Number-Yards-TD	1-2-0	3-39-0
Kickoff Returns: Number-Yards-TD	0-0-0	3-53-0
TIME OF POSSESSION	37:50	22:10
3rd Down Conversions	10-18	2-9
4th Down Conversions	1-1	0-2
Red-Zone: Scores-Chances	3-3	1-2
Sacks By: Number-Yards	3-26	1-9
PAT Kicks: Total-Made	2-2	1-1
Field Goals: Total-Made	3-3	0-0
Points Off Turnovers	0	0

2026 GAME-BY-GAME STARTERS

Offense

Game	LT	LG	C	RG	RT	QB	RB	WR	FLEX	TE	WR
Florida Atlantic	Lovett	Harris	Moore	Shanahan Jr.	Ugorji	Philo	Baugh	Wilson	Jackson	Dippre	Singleton Jr.
Campbell	Lovett	Harris	Moore	Shanahan Jr.	Ugorji	Philo	Baugh	Wilson	Jackson	Dippre	Brown III
at Auburn	Lovett	Harris	Moore	Shanahan Jr.	Ugorji	Philo	Baugh	Wilson	Jackson	Dippre	Brown III
Ole Miss	Lovett	Harris	Moore	Shanahan Jr.	Ugorji	Philo	Baugh	Wilson	D. Clark	Dippre	Brown III
at Missouri	Lovett	Harris	Moore	Shanahan Jr.	Ugorji	Philo	Baugh	Wilson	Abrams	Dippre	Stockton
South Carolina	Lovett	Harris	Moore	Shanahan Jr.	Ugorji	Philo	Baugh	Wilson	Abrams	Jackson	Stockton
at Texas	Lovett	Harris	Moore	Shanahan Jr.	Ugorgi	Jones Jr.	Baugh	Wilson	Singleton Jr.	Dippre	Stockton
vs. Georgia	Lovett	Harris	Moore	Shanahan Jr.	Ugorgi	Philo	Baugh	Wilson	Singleton Jr.	Dippre	Mays Jr.
Oklahoma	Lovett	Harris	Moore	Shanahan Jr.	C. Jones	Jones Jr.	Baugh	Wilson	Harpring	Dippre	Singleton Jr.
at Kentucky											
Vanderbilt											
at Florida State											

Defense

Game	DT	DT	LB	LB	DE	DE	CB	SS	FS	CB	STAR/LB
Florida Atlantic	Kalu	Bett	Graham	Chiles	McCray	Woods	McClain	Coleman	Thornton	Hanks III	K. Clark
Campbell	McCloud	Bett	Graham	Chiles	James	Woods	McClain	Coleman	Thornton	Hanks III	K. Clark
at Auburn	McCloud	Bett	Graham	Chiles	James	Woods	McClain	Coleman	Thornton	Hanks III	K. Clark
Ole Miss	McCloud	Bett	Graham	Chiles	Oyebadejo	Woods	McClain	Coleman	Thornton	Hanks III	K. Clark
at Missouri	Lyons	Bett	Graham	Chiles	Oyebadejo	Woods	McClain	Coleman	Allen Jr.	Hanks III	Hayward
South Carolina	McCloud	Bett	Graham	Chiles	Oyebadejo	Woods	McClain	Coleman	Thornton	Hanks III	K. Clark
at Texas	Kalu	Bett	Graham	Chiles	James	Woods	McClain	Coleman	Thornton	Hanks III	K. Clark
vs. Georgia	McCloud	Bett	Graham	Chiles	Oyebadejo	Woods	McClain	Coleman	Thornton	Hanks III	Jackson (LB)
Oklahoma	Mbatchou	Bett	Graham	Chiles	James	Woods	McClain	Coleman	Thornton	Hanks III	Clark
at Kentucky											
Vanderbilt											
at Florida State											

CAREER STARTS

Offense	2026	2025	2024	2023	2022	Total	Streak
Eric Singleton Jr., WR	4	12	12	10	-	38	3
Knijeah Harris, OL	9	12	13	1	-	35	34
Jadan Baugh, RB	9	12	4	-	-	25	25
Lacota Dippre, TE	8	13	2 (DL)	0	-	23	3
TJ Shanahan Jr., OL	9	5	5	0	-	19	10
Harrison Moore, C	9	8	1	-	-	18	11
Emeka Ugorji, OL	8	8	0	0	0	16	0
Bryce Lovett, OL	9	2	3	-	-	14	9
Micah Mays Jr., WR	1	4	9	0	-	14	0
Dallas Wilson, WR	9	4	-	-	-	13	9
Caden Jones, OL	1	10	-	-	-	11	1
Kahleil Jackson, WR	-	0	1	9	-	10	0
Vernell Brown III, WR	3	6	-	-	-	9	0
Aaron Philo, QB	7	1	0	-	-	8	0
L. Montgomery, RB	-	8	0	0	-	8	0
Evan Pryor, RB	-	6	0	0	0	6	0
Bailey Stockton, WR	3	2	0	0	-	5	0
Amir Jackson, TE	4	0	0	-	-	4	0
Jaylen Lloyd, WR	-	0	3	1	0	4	0
TJ Abrams, WR	2	1	-	-	-	3	0
Tramell Jones Jr, QB	2	-	-	-	-	2	1
Luke Harpring, TE	1	1	0	-	-	2	1
Duke Clark, RB	1	-	-	-	-	1	0
Eagan Boyer, OL	-	1	0	-	-	1	0
Aidan Warner, QB	-	0	1	-	-	1	0

Defense	2026	2025	2024	2023	2022	Total	Streak
Bryce Thornton, S	8	11	7	4	-	30	4
Myles Graham, LB	9	12	0	-	-	21	21
DJ Coleman, S	9	11	1	0	0	21	9
Cormani McClain, CB	9	6	1	4	-	21	9
Jordy Lowery, CB	-	9	12	0	0	21	0
E. Oyebadejo, OL	4	14	0	-	-	18	0
Jaden Robinson, LB	-	12	4	1	-	17	0
Brendan Bett, DL	9	4	0	1	-	14	11
Jayden Woods, DL	9	3	-	-	-	12	10
Aaron Chiles, LB	9	1	0	-	-	10	10
Ben Hanks III, CB	9	1	-	-	-	10	10
Kanye Clark, STAR	7	2	0	0	-	9	1
DK Kalu, DL	2	6	1	0	-	9	0
Kamran James, LB	4	0	4	-	-	8	1
Jamari Lyons, DL	1	6	0	1	-	8	0
Dijon Johnson, CB	-	3	5	-	-	8	0
Jeramiah McCloud, DL	5	-	-	-	-	5	0
Alfonzo Allen Jr., S	1	3	0	0	0	4	0
Kofi Asare, JACK	-	0	4	-	-	4	0
Cam Dooley, S	-	3	0	-	-	3	0
J'Vari Flowers, CB	-	2	-	-	-	2	0
Joseph Mbatchou, DL	1	-	-	-	-	1	1
Ty Jackson, LB	1	-	-	-	-	1	0
Lagonza Hayward	1	-	-	-	-	1	0
LJ McCray, DE	1	0	0	-	-	1	0

2026 TAKEAWAYS

Opponent	Takeaway	Quarter	Time	Yard-Line	Result	Result of Drive
Florida Atlantic	Interception	1st	12:01	UF 5	1 yd return	Touchdown
	Interception	2nd	4:00	FAU 30	1 yd return	Touchdown
	Fumble Recovery	4th	6:39	UF 5	0 yd return	Touchdown
Campbell	Fumble Recovery	2nd	10:05	CU 36	0 yd return	Touchdown
	Fumble Recovery	4th	5:00	UF 1	3 yd return	End of Regulation
at Auburn	Interception	1st	14:12	AUB 41	0 yd return	Touchdown
Ole Miss	Fumble Recovery	3rd	2:47	UF 43	0 yd return	Touchdown
	Interception	4th	2:41	UF 5	0 yd return	End of Regulation
at Texas	Fumble Recovery	4th	1:57	TEXAS 39	0 yd return	End of Regulation
vs. Georgia	Fumble Recovery	4th	11:28	UF 12	42 yd return	Touchdown
at Kentucky						
Vanderbilt						
at Florida State						
TOTAL	**10 takeaways (4 Interceptions, 6 Fumble Recoveries)**			**7 Touchdowns, 0 Field Goals**		**50 Points**

2026 TURNOVERS

Opponent	Turnover	Quarter	Time	Yard-Line	Result	Result of Drive
Florida Atlantic	Interception	2nd	0:37	FAU 34	Loss of 3 yds	Turnover on Downs
Campbell	Muffed Punt	3rd	6:04	UF 16	0 yd return	Missed Field Goal
	Interception	4th	10:51	CU 49	0 yd return	Fumble
at Auburn	Interception	1st	9:58	UF 16	8 yd return	Field Goal
South Carolina	Interception	2nd	3:38	UF 44	18 yd return	Touchdown
	Fumble	4th	13:09	SC 15	0 yd return	Punt
	Interception	4th	6:49	SC 39	0 yd return	Punt
vs. Georgia	Interception	1st	6:02	UF 49	8 yd return	Touchdown
	Interception	2nd	11:10	UGA 45	23 yd return	Field Goal
	Fumble	2nd	0:44	UGA 34	66 yd return	Touchdown
	Interception	3rd	4:50	UGA 00	Touchback	Punt
Oklahoma	Interception	3rd	6:22	OU 00	Touchback	Punt
	Interception	4th	0:29	OU 22	4 yd return	End of regulation
at Kentucky						
Vanderbilt						
at Florida State						
TOTAL	**13 Turnovers**				**3 Touchdowns, 2 Field Goals**	**27 Points**

First Half Takeaways	4	First Half Turnovers	6
First Quarter	2	First Quarter	2
Second Quarter	2	Second Quarter	4
Second Half Takeaways	6	Second Half Turnovers	7
Third Quarter	1	Third Quarter	3
Fourth Quarter	5	Fourth Quarter	4
TOTAL TAKEAWAYS	**10**	**TOTAL TURNOVERS**	**13**

TURNOVER MARGIN (PER GAME)

-3 (-.33)

2026 EXPLOSIVE PLAYS

Runs 10+ Yards
(42 runs for 836 yards / 19.9 avg)

Yards	Player	Opponent
75	Jadan Baugh	CU
61	Jadan Baugh	FAU
53	Jadan Baugh	AUB
45	Duke Clark	OLE
44	Duke Clark	OLE
42	Jadan Baugh	CU
33	Jadan Baugh	AUB
28	Duke Clark	FAU
26	Jadan Baugh	SC
25	Jadan Baugh	FAU
24	Aaron Philo	SC
23	Jadan Baugh	OLE
20	Duke Clark	AUB
18	Jadan Baugh	FAU
17	London Montgomery	MIZ
17	Tramell Jones Jr.	TX
16	Jadan Baugh	CU
16	Aaron Philo	MIZ
16	Tramell Jones Jr.	OU
15	Duke Clark	FAU
15	Byron Lewis	CU
15	Jadan Baugh	UGA
14	Vernell Brown III	FAU
13	Alec Clark	CU
13	Tramell Jones Jr.	TX
13	Jadan Baugh	TX
13	Jadan Baugh	OU
13	Duke Clark	OU
12	Jadan Baugh	FAU
12	Aaron Philo	AUB
12	Jadan Baugh	OLE
12	Duke Clark	OLE
12	Jadan Baugh	MIZ
12	Aaron Philo	MIZ
11	Duke Clark	OLE
11	Jadan Baugh	CU
11	Jadan Baugh	AUB
11	Evan Pryor	AUB
11	Jadan Baugh	TX
11	Tramell Jones Jr.	UGA
10	Duke Clark	CU
10	Jadan Baugh	OLE
10	Tramell Jones Jr.	UGA

Receptions 15+ Yards
(47 catches for 1,178 yards / 25 avg)

Yards	Player	Opponent
63	TJ Abrams	FAU
59	Bailey Stockton	SC
49	Vernell Brown III	FAU
48	Amir Jackson	AUB
42	TJ Abrams	MIZ
40	Dallas Wilson	CU
38	Eric Singleton Jr.	OLE
37	Vernell Brown III	AUB
33	Vernell Brown III	FAU
33	Duke Clark	OU
32	Byron Louis	FAU
30	Dallas Wilson	CU
27	Vernell Brown III	AUB
24	Dallas Wilson	MIZ
24	Bailey Stockton	CU
24	Vernell Brown III	CU
23	Amir Jackson	OLE
23	Luke Harpring	UGA
22	Dallas Wilson	AUB
22	Luke Harpring	CU
22	Bailey Stockton	SC
21	Dallas Wilson	AUB
21	Luke Harpring	OLE
21	Dallas Wilson	MIZ
20	TJ Abrams	CU
20	Dallas Wilson	AUB
20	Micah Mays Jr.	MIZ
20	Dallas Wilson	SC
19	Luke Harpring	FAU
19	Dallas Wilson	FAU
19	Vernell Brown III	OLE
19	Bailey Stockton	MIZ
19	Duke Clark	OU
18	Vernell Brown III	FAU
17	Dallas Wilson	TX
17	Amir Jackson	UGA
17	Bailey Stockton	UGA
16	Micah Mays Jr.	FAU
16	Amir Jackson	MIZ
16	Luke Harpring	MIZ
16	Dallas Wilson	SC
16	Dallas Wilson	OU
16	Dallas Wilson	OU
15	Dallas Wilson	FAU
15	TJ Abrams	OLE
15	Eric Singleton Jr.	UGA
15	Duke Clark	OU

Kickoff Returns 30+ Yards
(4 returns for 176 yards / 44 avg)

Yards	Player	Opponent
74	London Montgomery	OLE
41	London Montgomery	OLE
31	London Montgomery	MIZ
30	London Montgomery	TX

Punt Returns 20+ Yards
(4 returns for 187 yards / 46.75 avg)

Yards	Player	Opponent
70	Vernell Brown III	CU
64	Vernell Brown III	CU
31	Bailey Stockton	OU
22	Bailey Stockton	UGA

Defensive Returns 20+ Yards
(1 returns for 42 yards /42.0 avg)

Yards	Player	Opponent
42	Myles Graham	UGA

Opponent Big Plays

Runs (10+)	29 for 560 yards
Receiving (15+)	46 for 1,135 yards
Kick Returns (30+)	-
Punt Returns (20+)	2 for 93 yards
Defensive Returns (20+)	2 for 89
TOTAL	**79 for 1,877 yards / 23.7 avg**

100-YARD GAMES

100-Yard Rushing Games

Player	2026	2025	2024	2023	Career
Baugh	4	4	1	-	9
D. Clark	1	-	-	-	1
TOTALS	**5**	**4**	**1**	**-**	**10**

100-Yard Receiving Games

Player	2026	2025	2024	2023	Career
Singleton	-	1	2	1	4
D. Wilson	1	1	-	-	2
V. Brown III	1	-	-	-	1
B. Stockton	1	-	-	-	1
TOTALS	**3**	**2**	**2**	**1**	**8**

200-YARD GAMES

200-Yard Passing Games

Player	2026	2025	2024	2023	Career
Philo	4	1	1	-	6
TOTALS	**4**	**1**	**1**	**-**	**6**

300-YARD GAMES

300-Yard Passing Games

Player	2026	2025	2024	2023	Career
Philo	-	1	-	-	1
TOTALS	**-**	**1**	**-**	**-**	**1**

NON-OFFENSIVE TDs

FLORIDA - 2

OPPONENTS - 2

2026 RED ZONE

FLORIDA

Opponent	No.	TDs	FG	Score Pct.	TD Pct.	Failed TO	Failed Downs	Failed EOH	Failed MFG
Florida Atlantic	8	8	0	100%	100%	0	0	0	0
Campbell	4	3	1	100%	75%	0	0	0	0
at Auburn	5	3	2	100%	60%	0	0	0	0
Ole Miss	7	6	0	85.7%	85.7%	0	1	0	0
at Missouri	2	1	1	100%	50%	0	0	0	0
South Carolina	3	1	1	66.7%	33.3%	0	0	0	0
at Texas	4	3	1	100%	75%	0	0	0	0
vs. Georgia	2	1	0	50%	50%	0	0	0	0
Oklahoma	2	1	0	50%	50%	0	0	0	0
at Kentucky									
Vanderbilt									
at Florida State									
TOTAL	**37**	**27**	**6**	**89.2%**	**73.0%**	**0**	**1**	**0**	**0**

OPPONENTS

Opponent	No.	TDs	FG	Score Pct.	TD Pct.	Failed TO	Failed Downs	Failed EOH	Failed MFG
Florida Atlantic	4	3	0	75%	75%	1	0	0	0
Campbell	3	0	1	33%	0%	1	0	0	1
at Auburn	4	3	1	100%	75%	0	0	0	0
Ole Miss	4	3	1	100%	75%	0	0	0	0
at Missouri	3	2	1	100%	66.7%	0	0	0	0
South Carolina	4	3	1	100%	75%	0	0	0	0
at Texas	2	1	1	100%	50%	0	0	0	0
vs. Georgia	5	2	2	80%	40%	0	0	0	0
Oklahoma	3	2	1	100%	66.7%	0	0	0	0
at Kentucky									
Vanderbilt									
at Florida State									
TOTAL	**32**	**19**	**9**	**87.5%**	**59.4%**	**2**	**0**	**0**	**1**

TO: Turnover; Downs: Turnover on Downs; EOH: End of Half/Game; MFG: Missed/Blocked Field Goal

2026 EFFICIENCY TOTALS

Team	1st Downs	Rush	Pass	Pen. Yds.	3rd Down Conv.	3rd Att.	3rd Down Pct.	4th Down Conv.	4th Att.	4th Down Pct.
FLORIDA	191	76	94	21	47	113	41.6%	10	17	58.8%
Opponents	181	62	102	17	71	136	52.2%	10	17	58.8%
In 2025 (12 regular season games)...										
FLORIDA	227	1641	2455	524	52	152	34%	8	19	42%
Opponents	233	1847	2675	593	74	169	44%	13	20	65%

2026 EFFICIENCY VS. SEC OPPONENTS

Team	1st Downs	Rush	Pass	Pen. Yds.	3rd Down Conv.	3rd Att.	3rd Down Pct.	4th Down Conv.	4th Att.	4th Down Pct.
FLORIDA	137	89	64	15	39	95	41%	7	13	53.8%
Opponents	145	52	79	15	45	96	46.9%	5	10	50%
In 2025 vs. SEC (eight SEC games)...										
FLORIDA	146	956	1753	366	35	101	34.7%	3	11	27.3%
Opponents	167	1331	1963	360	54	113	47.8%	9	13	69.2%

SPECIAL TEAMS TACKLES

Player	UA	A	TT
Lagonza Hayward	2	-	2
Drake Stubbs	2	-	2
Kofi Asare	2	-	2
Brian Case	1	-	1
Myles Johnson	-	1	1
Myles Graham	1	-	1
Alfonzo Allen Jr.	1	-	1
DJ Coleman	1	-	1
Kanye Clark	2	-	2

2026 FLORIDA DRIVES SUPERLATIVES

Total TD Drive Time:	39:16
Total Offensive TD:	35
Shortest TD Drive (Yards):	3 plays, 26 yards, Ole Miss
Longest TD Drive (Yards):	7 plays, 94 yards, at Missouri
Shortest TD Drive (Time):	:45, Campbell
Longest TD Drive (Time):	8:19, at Auburn
Shortest TD Drive (Plays):	2, Campbell
Longest TD Drive (Plays):	16, at Auburn

FIELD POSITION

	FLORIDA	Opponents
Drives Started	103	105
Average Starting Field Position (incl. OT)	Own 29	Own 28
Times Started Inside Own 20	19	9
Drives Started in Opponent Territory	16	10

2026 WEEKLY LEADERS

FLORIDA

Opponent	Rushes	Rush Yards	Receptions	Receiving Yards	Tackles	Tackles for Loss	Sacks
Florida Atlantic	14 - J. Baugh	160 - J. Baugh	6 - V. Brown III	117 - V. Brown III	10 - M. Graham	2.0 - K. James	1 - K. James
Campbell	14 - J. Baugh	136 - J. Baugh	5 - D. Wilson	104 - D. Wilson	5 - M. Graham	2.0 - L. McCray/ L. Hayward	1 - L. McCray
at Auburn	26 - J. Baugh	162 - J. Baugh	5 - V. Brown III	86 - V. Brown III	6 - J.Woods/ B.Thornton	3.5 - J. Woods	2.5 - J. Woods/ E. Oyebadejo
Ole Miss	29 - J. Baugh	142 - J. Baugh	4 - B. Stockton	38 - E. Singleton Jr.	8 - M. Graham	2.0 - J. Woods	1 - J. Woods
at Missouri	12 - J. Baugh	17 - L. Montgomery	4 - D. Wilson	66 - D. Wilson	7 - D. Coleman	1.0 - K. James/D. Coleman/ B. Bett/E. Oyebadejo	1 - K. James/ E. Oyebadejo
South Carolina	15 - J. Baugh	59 - J. Baugh	8 - B. Stockton/D. Wilson	127 - B. Stockton	9 - A. Chiles	2.0 - M. Graham/K. Clark	1 - M. Graham
at Texas	25 - J. Baugh	91 - J. Baugh	7 - E. Singleton Jr.	43 - E. Singleton Jr.	7 - M. Graham	2.5 - L. McCray	1.5 - L. McCray
vs. Georgia	17 - J. Baugh	38 - J. Baugh	8 - B. Stockton	76 - B. Stockton	8 - D. Coleman	1.0 - J. Woods/L. Hayward A. Chiles/E. Oyebadejo	1.0 E. Oyebadejo
Oklahoma	11 - T. Jones Jr.	35 - J. Baugh	4 - D. Wilson/D. Clark	70 - D. Clark	15 - M. Graham	1.5 - M. Graham	0.5 - M. Graham/K. Asare
at Kentucky							
Vanderbilt							
at Florida State							

OPPONENTS

Team	Rushes	Rush Yards	Receptions	Receiving Yards	Tackles	Tackles for Loss	Sacks
Florida Atlantic	16 - E. Ervin	51 - L. Farrow	10 - K. Valsin	92 - K. Valsin	7 - L. Hart Jr.	1.0 - J. Sweeney	-
Campbell	8 - T. Martin	29 - J. Cowan	4 - S. Jones	57 - S. Keener	7 - K. Simpkins	2.0 - T. Curry	-
at Auburn	18 - B. Brown	65 - B. Brown	7 - K. Singleton	99 - K. Singleton	11 - E. Melendez	3.0 - E. Melendez	1 - E. Melendez/ X. Atkins
Ole Miss	11 - J. Lindsey	44 - T. Chambliss	7 - D. Alexander	134 - D. Alexander	11 - K. Thomas	1.0 - B. Purchase	-
at Missouri	24 - J. Roberts	211 - J. Roberts	8 - C. Lee	110 - C. Lee	11 - N. Rodriguez	3.5 - K. Louidor-Faustin	1 - D. Simpson/ S. Webb/J.Dowell
South Carolina	14 - L. Sellers	52 - M. Fuller	7 - M. Bennett Jr.	83 - N. Harbor	7 - P. Williams	1.0 - G. Kilgore/ K. Daniels Jr./ D. Stewart/T. Pikes/C. Herring	1 - D. Stewart/ T.Pikes/C. Herring
at Texas	12 - H. Smothers	52 - H. Smothers	5 - R. Wingo	76 - E. Mosley V	11 - J. Cryer	4.0 - C. Simmons	1 - C. Simmons
vs. Georgia	12 - G. Stockton/ N. Frazier	67 - N. Frazier/ D. Phillips Jr.	3 - C. Dandridge Jr.	39 - C. Dandridge Jr.	9 - C. Cole	2.0 - K. Brooks	1 - G. Harris Jr./Q. Johnson C. Cole, E. Griffin
Oklahoma	14 - J. Mateer	56 - J. Mateer	4 - R. Beers/J. Jordan/I. Sategna III	72 - R. Beers	10 - O. Heinecke	1.5 - K. Lewis/O. Heinecke	1 - K. Lewis/D.Okoye
at Kentucky							
Vanderbilt							
at Florida State							

2026 FLORIDA SCORING DRIVES

Opponent	Score	Plays	Yards	TOP	Qtr.	Obtained (Spot)	Scoring Play
Florida Atlantic	TD	7	94	3:20	1	INT (Own 6)	Vernell Brown III 49 yd pass from Aaron Philo
	TD	3	48	0:50	1	Punt (Opp 48)	Bailey Stockton 12 yd pass from Aaron Philo
	FG	7	42	3:24	1	Punt (Own 23)	Patrick Durkin 53 yd Field Goal
	TD	6	75	2:52	2	KO (Own 25)	Aaron Philo 3 yd rush
	TD	8	75	2:45	2	KO (Own 25)	Jadan Baugh 12 yd rush
	TD	3	29	1:10	2	INT (Opp 29)	Jadan Baugh 7 yd rush
	TD	4	75	1:52	3	KO (Own 25)	Jadan Baugh 6 yd rush
	TD	8	79	4:47	3	Punt (Own 21)	Duke Clark 10 yd pass from Aaron Philo
	TD	8	75	3:51	4	KO (Own 25)	Duke Clark 4 yd rush
	TD	11	89	6:14	4	Fumble (Own 11)	Micah Jones 6 yd pass from Tramell Jones Jr.
Campbell	TD	9	56	4:03	1	KO (Own 44)	Aaron Philo 3 yd rush
	FG	9	70	4:03	1	Punt (Own 20)	Patrick Durkin 28 yd Field Goal
	TD	-	-	-	*2*	*Punt (Own 15)*	*Vernell Brown III 64 yd punt return*
	TD	-	-	-	*2*	*Punt (Opp 44)*	*Vernell Brown III 70 yd punt return*
	TD	2	36	:50	2	Fumble (Opp 36)	Dallas Wilson 40 yd pass from Aaron Philo
	TD	8	85	4:22	2	Punt (Own 15)	Vernell Brown III 14 yd pass from Aaron Philo
	TD	6	44	1:35	2	Punt (Opp 44)	Jadan Baugh 2 yd rush
	TD	2	80	:45	3	MFG (Own 20)	Jadan Baugh 75 yd rush
at Auburn	TD	3	41	2:06	1	INT (Opp 41)	Jadan Baugh 2 yd rush
	TD	16	75	8:19	2	KO (Own 25)	Duke Clark 20 yd rush
	FG	11	67	4:23	2	KO (Own 25)	Patrick Durkin 26 yd Field Goal
	FG	11	65	5:12	2	KO (Own 25)	Patrick Durkin 28 yd Field Goal
	TD	3	75	1:26	3	KO (Own 25)	Jadan Baugh 33 yd rush
	TD	12	69	6:29	3	Punt (Own 31)	Dallas Wilson 20 yd pass from Aaron Philo
	TD	7	75	3:46	4	KO (Own 25)	Jadan Baugh 53 yd rush
	FG	8	21	3:16	4	KO (Opp 42)	Patrick Durkin 40 yd Field Goal
Ole Miss	TD	8	65	3:59	1	KO (Own 35)	Jadan Baugh 4 yd rush
	FG	4	0	:16	1	Downs (Opp 31)	Patrick Durkin 49 yd Field Goal
	TD	15	87	7:17	2	KO (Own 13)	Jadan Baugh 2 yd rush
	TD	4	59	1:23	3	KO (Own 41)	Duke Clark 45 yd rush
	TD	3	26	1:25	3	KO (Opp 26)	Aaron Philo 1 yd rush
	TD	7	57	4:03	4	Fumble (Own 43)	Dallas Wilson 6 yd rush
	TD	5	64	2:50	4	KO (Own 36)	Amir Jackson 5 yd pass from Aaron Philo
	TD	8	63	4:42	4	Punt (Own 37)	Jadan Baugh 2 yd rush
at Missouri	FG	15	73	6:54	1	KO (Own 25)	Patrick Durkin 20 yd Field Goal
	TD	7	68	3:23	2	FGA (Own 32)	Dallas Wilson 12 yd pass from Aaron Philo
	TD	7	94	1:52	4	Punt (Own 6)	TJ Abrams 42 yd pass from Tramell Jones Jr.
South Carolina	TD	3	63	:50	1	Punt (Own 37)	Bailey Stockton 59 yd pass from Aaron Philo
	FG	13	72	6:22	2	KO (Own 25)	Patrick Durkin 21 yd Field Goal
	FG	9	45	3:43	3	KO (Own 25)	Patrick Durkin 48 yd Field Goal
	TD	10	57	3:07	4	Punt (Own 43)	Jadan Baugh 2 yd rush
at Texas	FG	8	37	3:47	2	Punt (Own 36)	Patrick Durkin 45 yd Field Goal
	TD	9	49	2:26	2	Downs (Opp 49)	Lacota Dippre 7 yd pass from Tramell Jones Jr.
	TD	15	69	8:03	3	KO (Own 31)	Lacota Dippre 8 yd pass from Tramell Jones Jr.
	FG	14	57	6:31	4	Punt (Own 33)	Patrick Durkin 28 yd Field Goal
	TD	6	45	2:08	4	Downs (Opp 45)	Jadan Baugh 11 yd rush
vs. Georgia	TD	9	48	4:12	4	Fumble (Opp 0)	Tramell Jones Jr. 2 yd rush
Oklahoma	TD	4	52	2:03	2	Punt (Own 48)	Jadan Baugh 15 yd rush
at Kentucky							
Vanderbilt							
at Florida State							

Plays Per Drive

FLORIDA

Opponent	Plays	Drives	Avg.
Florida Atlantic	67	11	6
Campbell	63	11	5.72
at Auburn	76	11	6.9
Ole Miss	76	12	6.3
at Missouri	64	12	5.3
South Carolina	74	12	6.2
at Texas	81	12	6.75
vs. Georgia	60	12	5
Oklahoma	47	10	4.7
at Kentucky	-	-	-
Vanderbilt	-	-	-
at Florida State	-	-	-
TOTAL	**608**	**103**	**5.9**

OPPONENTS

Opponent	Plays	Drives	Avg.
Florida Atlantic	90	12	7.5
Campbell	65	14	4.64
at Auburn	66	11	6
Ole Miss	61	12	5
at Missouri	66	13	5.08
South Carolina	72	12	6
at Texas	50	11	4.5
vs. Georgia	65	10	6.5
Oklahoma	73	10	7.3
at Kentucky	-	-	-
Vanderbilt	-	-	-
at Florida State	-	-	
TOTAL	**608**	**105**	**5.79**

Offensive Touchdown Breakdown

Yards	# of TD	# of TD Drives
0-10	-	-
11-20	-	-
21-30	2	2
31-40	1	1
41-50	6	6
51-60	5	5
61-70	7	7
71-80	9	9
81-90	3	3
91-99	2	2

TOP	TD Drives	Plays on TD Drives
0:01-0:30	-	-
0:31-1:00	4	10
1:01-1:30	4	13
1:31-2:00	3	17
2:01-3:00	7	41
3:01-4:00	6	47
4:01-5:00	6	49
5:01-6:00	-	-
6:01-7:00	2	23
7:01+	3	46
OT	-	-

2026 OPPONENT SCORING DRIVES

Opponent	Score	Plays	Net Yards	TOP	Quarter	Obtained (Spot Acquired)	Scoring Play
Florida Atlantic	TD	13	75	3:12	2	KO (Own 25)	Ethan Ervin 1 yd rush
	TD	12	78	4:07	2	KO (Own 22)	Caden Veltkamp 7 yd rush
	TD	9	75	3:06	3	KO (Own 25)	Kelby Valsin 20 yd pass from Caden Veltkamp
Campbell	FG	7	63	2:42	1	KO (Own 25)	Alex Crabb 63 yd Field Goal
at Auburn	FG	4	-14	1:45	1	INT (Opp 8)	Alex McPherson 40 yd Field Goal
	TD	8	75	2:11	2	KO (Own 25)	Jeremiah Cobb 2 yd rush
	TD	9	75	2:54	2	KO (Own 25)	Keshaun Singleton 4 yd pass from Byrum Brown
	TD	15	75	5:06	3	KO (Own 25)	De'Shawn Spencer 10 yd pass from Byrum Brown
	TD	7	90	2:35	4	Punt (Own 10)	Byrum Brown 21 yd pass from Arlis Boardingham
	TD	8	75	2:29	4	KO (Own 25)	Chas Nimrod 35 yd pass from Byrum Brown
Ole Miss	FG	5	30	2:21	2	Punt (Opp 48)	Lucas Carneiro 36 yd Field Goal
	FG	8	47	1:40	2	KO (Own 25)	Lucas Carneiro 46 yd Field Goal
	TD	5	80	1:53	3	KO (Own 20)	Trinidad Chambliss 8 yd rush
	TD	14	74	6:05	3	KO (Own 26)	Trinidad Chambliss 10 yd rush
	TD	4	76	1:21	4	KO (Own 25)	Deuce Alexander 2 yd pass from Trinidad Chambliss
at Missouri	FG	12	62	4:51	1	KO (Own 25)	Blake Craig 32 yd FIeld Goal
	TD	6	68	2:55	2	Punt (Own 32)	Donovan Olugbode 47 yd pass from Austin Simmons
	TD	5	75	2:21	2	KO (Own 25)	Caleb Goodie Sr. 31 yd pass from Austin Simmons
	FG	7	49	1:33	2	Punt (Own 19)	Blake Craig 50 yd Field Goal
	TD	6	75	2:36	3	KO (Own 25)	Jamal Roberts 5 yd rush
	FG	10	49	4:23	3	Punt (Own 17)	Blake Craig 52 yd Field Goal
	TD	4	80	1:50	4	Punt (Own 20)	Jamal Roberts 1 yd rush
	TD	1	80	:12	4	Punt (Own 20)	Jamal Roberts 80 yd rush
South Carolina	TD	10	65	3:40	1	Punt (Own 35)	Nyck Harbor 15 yd pass LaNorris Sellers
	FG	10	56	4:41	2	KO (Own 25)	Malik Orsan 37 yd Field Goal
	TD	5	26	1:42	2	INT (Opp 26)	Mazeo Bennett Jr. 12 yd pass from LaNorris Sellers
	TD	6	75	2:41	3	KO (Own 25)	Donovan Murph 26 yd pass from LaNorris Sellers
	TD	10	59	4:14	3	Punt (Own 41)	LaNorris Sellers 1 yd rush
	TD	3	27	1:21	4	Downs (Opp 27)	Lex Cyrus 21 yd pass from LaNorris Sellers
at Texas	TD	7	75	3:18	1	KO (Own 25)	Raleek Brown 32 yd rush
	FG	8	60	2:52	1	Punt (Own 20)	Gianni Spetic 38 yd Field Goal
	TD	-	-	-	2	Punt (Own 3)	Ryan Niblett 63 yd Punt Return
	TD	6	75	2:01	4	KO (Own 25)	Cam Coleman 9 yd pass from Arch Manning
vs. Georgia	TD	8	41	4:12	1	INT (Opp 41)	Nate Frazier 1 yd rush
	FG	4	7	2:04	2	INT (Opp 17)	Peyton Woodring 28 yd Field Goal
	TD	10	81	4:17	2	Punt (Own 19)	Bo Walker 1 yd rush
	TD	-	-	-	2	Fumble (Own 34)	Chris Cole 66 yd fumble recovery
	FG	9	61	3:26	4	KO (Own 35)	Peyton Woodring 21 yd Field Goal
Oklahoma	FG	10	61	5:29	1	Punt (Own 16)	Tate Sandell 41 yd Field Goal
	TD	15	84	7:11	2	Punt (Own 16)	Hayden Hansen 3 yd pass from John Mateer
	FG	8	44	2:20	2	KO (Own 25)	Tate Sandell 48 yd Field Goal
	TD	20	89	12:45	4	Punt (Own 11)	Isaiah Sategna III 6 yd pass from John Mateer
	FG	6	4	2:24	4	Downs (Opp 17)	Tate Sandell 31 yd Field Goal
at Kentucky							
Vanderbilt							
at Florida State							

FLORIDA GATORS

DEPTH CHART

WEEK 11 - KENTUCKY

@GatorsFB

3-Time National Champions | 8-Time SEC Champions | 3 Heisman Trophy Winners

OFFENSE

Pos.	No.	Name	Ht.	Wt.	Yr.
WR	6	Wilson, Dallas	6-3	212	So.
	5	Mays Jr., Micah	6-1	197	Sr.
	or 22	Jackson, Kahleil	6-3	214	7th
WR	1	Brown III, Vernell	5-11	178	So.
	3	Stockton, Bailey	5-10	183	Sr.
WR	2	Singleton Jr., Eric	5-10	184	Sr.
	4	Abrams, TJ	5-10	198	Jr.
LT	53	Lovett, Bryce	6-5	305	Sr.
	64	Boyer, Eagan	6-8	306	Jr.
LG	77	Harris, Knijeah	6-3	308	Sr.
	71	Kearney, Roderick	6-4	303	Sr.
C	52	Moore, Harrison	6-4	293	Jr.
	50	Zandamela, Jason	6-3	286	Jr.
RG	67	Shanahan Jr., TJ	6-4	309	Sr.
	55	Dice Jr., TJ	6-3	298	So.
RT	66	Ugorji, Emeka	6-4	308	So.
	63	Jones, Caden	6-8	319	Sr.
TE (Y)	17	Dippre, Lacota	6-3	248	Sr.
	86	Kent, Heze	6-6	288	Fr.
TE (H)	7	Jackson, Amir	6-5	232	Jr.
	or 15	Harpring, Luke	6-3	237	Jr.
QB	12	Philo, Aaron	6-1	207	Jr.
	or 9	Jones Jr., Tramell	6-0	196	So.
RB	13	Baugh, Jadan	6-1	225	Jr.
	21	Pryor, Evan	5-10	189	6th
	20	Clark, Duke	6-2	208	So.
	24	Montgomery, London	5-10	192	Sr.
	or 27	Louis, Byron	6-0	195	So.

DEFENSE

Pos.	No.	Name	Ht.	Wt.	Yr.
END	24	James, Kamran	6-6	278	Sr.
	or 11	McCray, LJ	6-6	277	Jr.
	or 99	Oyebadejo, Emmanuel	6-6	299	5th
NG	90	Bett, Brendan	6-4	319	Sr.
	97	Mbatchou, Joseph	6-5	321	So.
DT	91	McCloud, Jeramiah	6-3	294	So.
	93	Kalu, DK	6-3	309	Sr.
	or 95	Lyons, Jamari	6-4	312	5th
JACK	0	Woods, Jayden	6-3	245	So.
	22	Asare, Kofi	6-5	247	5th
	or 14	Ford, KJ	6-4	250	Fr.
LB	5	Graham, Myles	6-1	228	Jr.
	44	Johnson, Myles	6-1	232	So.
LB	8	Chiles, Aaron	6-3	238	Jr.
	7	Jackson, Ty	6-2	228	So.
LB	29	Robinson, Jaden	6-0	227	Sr.
	16	Bullard, TJ	6-1	213	5th
STAR	20	Clark, Kanye	5-10	184	Sr.
	43	Allen Jr., Alfonzo	5-11	196	5th
CB	12	Hanks III, Ben	6-1	186	So.
	27	Johnson, Dijon	6-1	202	Sr.
SAF	1	Thornton, Bryce	5-10	211	Sr.
	10	Dooley, Cam	6-2	207	Jr.
SAF	33	Coleman, DJ	6-0	206	Sr.
	2	Hayward, Lagonza	6-1	207	So.
CB	25	McClain, Cormani	6-2	181	Sr.
	or 6	Flowers, J'Vari	5-10	189	So.

SPECIALISTS

Pos.	No.	Name	Ht.	Wt.	Yr.
KO	91	Durkin, Patrick	5-11	189	Jr.
	40	Rabasco, Brandon	6-4	215	Jr.
PK	91	Durkin, Patrick	5-11	189	Jr.
	41	Padron, Liam	5-9	191	Jr.
LS	58	Solwold, Hunter	6-3	232	So.
	39	Milliron, Carter	5-11	236	5th
SS	54	Anderson, Lincoln	6-2	243	Fr.
	39	Milliron, Carter	5-11	236	5th

Pos.	No.	Name	Ht.	Wt.	Yr.
P	38	Clark, Alec	6-0	186	Sr.
	48	Inglis, Nicholas	6-5	227	Jr.
H	38	Clark, Alec	6-0	186	Sr.
	48	Inglis, Nicholas	6-5	227	Jr.
KOR	24	Montgomery, London	5-10	192	Sr.
	6	Flowers, J'Vari	5-10	189	So.
PR	1	Brown III, Vernell	5-11	178	So.
	3	Stockton, Bailey	5-10	183	Sr.

2026 FLORIDA GATORS ROSTER

The football roster is subject to change

0	Woods, Jayden	JACK
1	Brown III, Vernell	WR
1	Thornton, Bryce	S
2	Hayward, Lagonza	S
2	Singleton Jr., Eric	WR
3	Konanbanny, Onis	CB
3	Stockton, Bailey	WR
4	Abrams, TJ	WR
5	Graham, Myles	ILB
5	Mays Jr., Micah	WR
6	Flowers, J'Vari	CB
6	Wilson, Dallas	WR
7	Jackson, Amir	TE
7	Jackson, Ty	ILB
8	Chiles, Aaron	ILB
9	Jones Jr., Tramell	QB
9	Stubbs, Drake	S
10	Dooley, Cam	S
10	Williams, Aaron	QB
11	Griffin, Will	QB
11	McCray, LJ	DL
12	Hanks III, Ben	CB
12	Philo, Aaron	QB
13	Baugh, Jadan	RB
14	Ford, KJ	JACK
15	Bronaugh, CJ	CB
15	Harpring, Luke	TE
16	Bullard, TJ	ILB
16	Warner, Aidan	QB
17	Bullard, Titus	JACK
17	Dippre, Lacota	TE
18	Groce, Davian	WR
19	Lloyd, Jaylen	WR
20	Clark, Duke	RB
20	Clark, Kanye	STAR
21	Hester, CJ	CB
21	Pryor, Evan	RB
22	Asare, Kofi	JACK
22	Jackson, Kahleil	WR
24	James, Kamran	DL
23	Edgecombe, Jaden	WR
23	Jones, Javier	CB
24	Montgomery, London	RB
25	McClain, Cormani	CB
25	Rubio, Anthony	RB
26	Lowery, Jordy	CB
27	Johnson, Dijon	CB
27	Louis, Byron	RB
28	Owens, Elijah	STAR
29	Robinson, Jaden	ILB
30	Purter, Dylan	STAR
32	Parks, Eric	S
33	Case, Brian	RB
33	Coleman, DJ	S
34	Hall, Kaiden	S
34	Jimenez, Kelvin	RB
35	Slade, Brayden	S
36	Brown Jr., Vincent	CB
37	Toombs, Javion	CB
38	Clark, Alec	P
39	Milliron, Carter	LS
40	Gross, Jayden	DL
40	Rabasco, Brandon	K
41	Padron, Liam	K
42	Kade, Matthew	ILB
43	Allen Jr., Alfonzo	S
44	Johnson, Myles	ILB
47	Fealy, Miller	P

##	Name	Pos	Ht	Wt	Cl	Hometown	High School/Previous School
4	Abrams, TJ	WR	5-10	198	Jr.	Fort Myers, Fla.	Dunbar
43	Allen Jr., Alfonzo	S	5-11	196	5th.	Miami, Fla.	Miami Central / Baylor
54	Anderson, Lincoln	LS	6-2	243	Fr.	Hoover, Ala.	Hoover
22	Asare, Kofi	JACK	6-5	247	5th.	Worcester, Mass.	Doherty Memorial / UMass
13	Baugh, Jadan	RB	6-1	225	Jr.	Atlanta, Ga.	Columbia
90	Bett, Brendan	DL	6-4	319	Sr.	Gadsden, Ala.	Ellison HS / Baylor
64	Boyer, Eagan	OL	6-8	306	Jr.	Cornelius, N.C.	Hough / Penn State
15	Bronaugh, CJ	CB	6-0	183	Fr.	Orlando, Fla./	Windermere
59	Brown, Corey	OL	6-1	295	Fr.	Gainesville, Fla.	Jones
1	Brown III, Vernell	WR	5-11	178	So.	Gainesville, Fla.	Jones
89	Brown Jr., Tripp	TE	6-5	240	Fr.	Tampa, Fla.	Plant
36	Brown Jr., Vincent	CB	5-7	168	Sr.	Gainesville, Fla.	Wildwood / Southeastern
17	Bullard, Titus	JACK	6-4	239	Jr.	Tampa, Fla.	Berkeley Prep
16	Bullard, TJ	ILB	6-1	213	5th	Tampa, Fla.	Berkeley Prep / UCF
79	Campbell, Chancellor	OL	6-8	318	Fr.	St. Petersburg, Fla.	Lakewood
61	Carr, G'Nivre	OL	6-4	311	Fr.	Ocala, Fla.	IMG Academy
33	Case, Brian	RB	6-0	212	So.	Ponte Vedra Beach, Fla.	Ponte Vedra
85	Chieca, Evan	TE	6-4	253	Sr.	Lindenhurst, N.Y.	Lindenhurst / New Haven
8	Chiles, Aaron	ILB	6-3	238	Jr.	Largo, Md.	Our Lady of Good Counsel
51	Chukuyem, Tyler	OL	6-6	300	Fr.	Douglasville, Ga.	South Paulding
82	Ciongoli, Ace	WR	5-10	181	So.	Needham, Mass.	St. Sebastian's / Indiana
38	Clark, Alec	P	6-0	186	Sr.	Perth, Australia	Howard Scholar Academy / Marshall / Tulane
20	Clark, Duke	RB	6-2	208	So.	Tampa, Fla.	Plant
20	Clark, Kanye	STAR	5-10	184	Sr.	Sacramento, Calif.	Capital Christian / UCLA
98	Clinton, Mason	DL	6-5	293	Sr.	Hattiesburg, Miss.	Petal / Louisiana / East Miss. CC / Southern Miss
33	Coleman, DJ	S	6-0	206	Sr.	Mesquite, Texas	Horn / Baylor
88	Daniel, Marquez	WR	6-5	219	Fr.	Tuskegee, Ala.	Booker T. Washington
55	Dice Jr., TJ	OL	6-3	298	So.	College Park, Ga.	Langston Hughes
17	Dippre, Lacota	TE	6-3	248	Sr.	Scranton, Pa.	Lakeland (Pa.) / Charlotte / James Madison
10	Dooley, Cam	S	6-2	207	Jr.	Valley, Ala.	Valley / Kentucky
91	Durkin, Patrick	K	5-11	189	Jr.	Chicago, Ill.	Joliet Catholic Academy / Tulane
23	Edgecombe, Jaden	WR	5-8	190	Sr.	Cocoa, Fla.	Cocoa
55	Emanuel III, Charles	JACK	6-3	235	Jr.	Orlando, Fla.	Lake Nona
76	Faircloth, Mark	OL	6-5	312	Jr.	Quincy, Fla.	Florida State University School
47	Fealy, Miller	P	6-1	208	Jr.	Melbourne, Australia	Marcellin College / Southwestern Oklahoma
6	Flowers, J'Vari	CB	5-10	189	So.	Miami, Fla.	Northwestern
14	Ford, KJ	JACK	6-4	250	Fr.	Dallas, Texas	Duncanville
5	Graham, Myles	ILB	6-1	228	Jr.	Gainesville, Fla.	Buchholz
78	Green, Desmond	OL	6-5	321	Fr.	Alvin, S.C.	Timberland
11	Griffin, Will	QB	6-3	219	Fr.	Treasure Island, Fla.	Jesuit
18	Groce, Davian	WR	6-2	199	Fr.	Frisco, Texas	Frisco Lone Star
40	Gross, Jayden	DL	6-3	246	Fr.	Sarasota, Fla.	Cardinal Mooney
94	Guervil, Kendall	DL	6-5	309	Fr.	Fort Myers, Fla.	Fort Myers
34	Hall, Kaiden	S	6-2	210	Fr.	Milton, Fla.	Milton
12	Hanks III, Ben	CB	6-1	186	So.	Overtown, Fla.	Booker T. Washington
15	Harpring, Luke	TE	6-3	237	Jr.	Atlanta, Ga.	Marist School / Georgia Tech
77	Harris, Knijeah	OL	6-3	308	Sr.	Pahokee, Fla.	IMG Academy
2	Hayward, Lagonza	S	6-1	207	So.	Lyons, Ga.	Toombs County
21	Hester, CJ	CB	6-0	192	Fr.	Titusville, Fla.	Cocoa
48	Inglis, Nicholas	P	6-5	227	Jr.	Dallas, Texas	Episcopal
7	Jackson, Amir	TE	6-5	232	Jr.	Statesboro, Ga.	Portal
22	Jackson, Kahleil	WR	6-3	214	7th	Hawthorne, Fla.	Hawthorne
7	Jackson, Ty	ILB	6-2	228	So.	Fort Lauderdale, Fla.	Seminole Ridge
24	James, Kamran	DL	6-6	278	Sr.	Orlando, Fla.	Olympia
34	Jimenez, Kelvin	RB	6-1	216	Jr.	Cape Coral, Fla.	Mariner
27	Johnson, Dijon	CB	6-1	202	Sr.	Tampa, Fla.	Wharton
44	Johnson, Myles	ILB	6-1	232	So.	Brewton, Ala.	T.R. Miller
63	Jones, Caden	OL	6-8	319	Sr.	New Orleans, La.	De La Salle
23	Jones, Javier	CB	6-1	182	Jr.	Phoenix, Ariz.	Mountain Pointe / Independence CC
84	Jones, Micah	TE	6-4	254	So.	Madison, Miss.	Madison Central
9	Jones Jr., Tramell	QB	6-0	196	So.	Jacksonville, Fla.	Mandarin
81	Jordan, Mason	WR	5-9	173	Fr.	Sarasota, Fla.	Cardinal Mooney
80	Jordon, Jaylen	TE	6-5	252	5th	Hilliard, Fla.	Hilliard / Georgia Southwestern State / Flagler / Jacksonville
42	Kade, Matthew	ILB	6-0	223	Jr.	Gainesville, Fla.	Buchholz
93	Kalu, DK	DL	6-3	309	Sr.	Missouri City, Texas	Ridge Point / Baylor

##	Name	Pos	Ht	Wt	Cl	Hometown	High School /Previous School
71	Kearney, Roderick	OL	6-4	303	Sr.	Jacksonville, Fla.	Orange Park
86	Kent, Heze	TE	6-6	288	Fr.	Brunswick, Ga.	Brunswick
56	Keumajou-Yondui, Stive-Bentley	DL	6-3	295	Fr.	Miami, Fla.	Coral Gables
3	Konanbanny, Onis	CB	6-0	190	So.	London, England	Heathwood Hall Episcopal
52	Leighton, Dylan	ILB	6-1	229	So.	New Port Richey, Fla.	J.W. Mitchell
19	Lloyd, Jaylen	WR	5-10	185	Sr.	Omaha, Neb.	Omaha Westside / Nebraska / Oklahoma State
27	Louis, Byron	RB	6-0	195	So.	Miramar, Fla.	American Heritage
53	Lovett, Bryce	OL	6-5	305	Sr.	Rockledge, Fla.	Rockledge
26	Lowery, Jordy	CB	5-10	183	5th	Bartow, Fla.	Bartow / Western Carolina / East Carolina
54	Luckas, Javarii	OL	6-6	313	Fr.	Belle Glade, Fla.	Glades Central / Rise Prep
95	Lyons, Jamari	DL	6-4	312	Sr.	Cocoa, Fla.	Viera
5	Mays Jr., Micah	WR	6-1	197	Sr.	West Palm Beach, Fla.	The Benjamin School / Wake Forest
97	Mbatchou, Joseph	DL	6-5	321	So.	Loganville, Ga.	Grayson
25	McClain, Cormani	CB	6-2	181	Sr.	Lakeland, Fla.	Lakeland / Colorado
91	McCloud, Jeramiah	DL	6-3	294	So.	Sylvester, Ga.	Lee County
96	McCoy, JaReylan	DL	6-7	268	Fr.	Tupelo, Miss.	Tupelo
11	McCray, LJ	DL	6-6	277	Jr.	Daytona, Fla.	Mainland
56	Medlock, Jahari	OL	6-5	309	So.	Atlanta, Ga.	Charles Drew
39	Milliron, Carter	LS	5-11	236	5th	Hoover, Ala.	Hoover / Louisiana
24	Montgomery, London	RB	5-10	192	Sr.	Scranton, Pa.	Scranton Prep / Penn State / East Carolina
52	Moore, Harrison	OL	6-4	293	Jr.	Southlake, Texas	Carroll
50	Morris, Malik	ILB	6-0	246	Fr.	Lakeland, Fla.	Lakeland
28	Owens, Elijah	STAR	6-2	209	So.	Mobile, Ala.	Citronelle / Mississippi Gulf Coast CC
99	Oyebadejo, Emmanuel	DL	6-6	299	5th	Manchester, England	Loreto College / Univ. of Exeter / Jacksonville St.
41	Padron, Liam	K	5-9	191	Jr.	St. Augustine, Fla.	Bartram Trail / Texas A&M
32	Parks, Eric	S	6-0	197	Fr.	Tampa, Fla.	Tampa Tech
12	Philo, Aaron	QB	6-1	207	Jr.	Bogart, Ga.	Prince Avenue Christian / Georgia Tech
73	Pierre Louis, Daniel	OL	6-4	327	So.	Royal Palm Beach, Fla.	Seminole Ridge
21	Pryor, Evan	RB	5-10	189	6th	Cornelius, N.C.	Williams Amos Hough / Ohio State / Cincinnati
30	Purter, Dylan	STAR	6-0	184	Fr.	Tuskegee, Ala.	Booker T. Washington
40	Rabasco, Brandon	K	6-4	215	Jr.	Hollywood, Fla.	South Broward
29	Robinson, Jaden	ILB	6-0	227	Sr.	Lake City, Fla.	Columbia
25	Rubio, Anthony	RB	5-9	187	Sr.	Miami, Fla.	Belen Jesuit
92	Scott, Sebastian	DL	6-2	360	Sr.	West Palm Beach, Fla.	Cardinal Newman
48	Seager, Erich	JACK	6-3	233	Sr.	Lake Butler, Fla.	Union County
67	Shanahan Jr., TJ	OL	6-4	309	Sr.	Orlando, Fla.	Westlake / Texas A&M / Penn State
2	Singleton Jr., Eric	WR	5-10	184	Sr.	Atlanta, Ga.	Alexander / Georgia Tech / Auburn
35	Slade, Brayden	S	6-1	193	Sr.	Coconut Creek, Fla.	Monarch
58	Solwold, Hunter	LS	6-3	232	So.	Fallston, Md. / Fallston	Washington
3	Stockton, Bailey	WR	5-10	183	Sr.	Bogart, Ga.	Prince Avenue Christian / Georgia Tech
9	Stubbs, Drake	S	6-1	203	So.	Jacksonville, Fla.	Mandarin
1	Thornton, Bryce	S	5-10	211	Sr.	College Park, Ga.	Milton
37	Toombs, Javion	CB	5-11	188	5th	Fort Pierce, Fla.	Centennial
66	Ugorji, Emeka	OL	6-4	308	So.	Oak Cliff, Texas	Oak Cliff / Stanford
16	Warner, Aidan	QB	6-3	202	Sr.	Winter Park, Fla.	Winter Park / Yale
68	Westphal, Fletcher	OL	6-8	309	Jr.	Leesburg, Va.	Tuscarora
49	Wiggins, Jalen	DL	6-5	271	So.	Tallahassee, Fla.	James Richards
10	Williams, Aaron	QB	6-1	206	Jr.	Orlando, Fla.	Winter Park
83	Williams, Justin	WR	5-11	199	Fr.	Gainesville, Fla.	Buchholz
6	Wilson, Dallas	WR	6-3	212	So.	Tampa, Fla.	Tampa Bay Tech
0	Woods, Jayden	JACK	6-3	245	So.	Shawnee, Kan.	Mill Valley
50	Zandamela, Jason	OL	6-3	286	R-So.	Clearwater, Fla.	Clearwater Academy

48	Inglis, Nicholas	P
48	Seager, Erich	JACK
49	Wiggins, Jalen	DL
50	Morris, Malik	ILB
50	Zandamela, Jason	OL
51	Chukuyem, Tyler	OL
52	Leighton, Dylan	ILB
52	Moore, Harrison	OL
53	Lovett, Bryce	OL
54	Anderson, Lincoln	LS
54	Luckas, Javarii	OL
55	Dice Jr., TJ	OL
55	Emanuel III, Charles	JACK
56	Medlock, Jahari	OL
58	Solwold, Hunter	LS
59	Brown, Corey	OL
61	Carr, G'Nivre	OL
63	Jones, Caden	OL
64	Boyer, Eagan	OL
66	Ugorji, Emeka	OL
67	Shanahan Jr., TJ	OL
68	Westphal, Fletcher	OL
71	Kearney, Roderick	OL
73	Pierre Louis, Daniel	OL
76	Faircloth, Mark	OL
77	Harris, Knijeah	OL
78	Green, Desmond	OL
79	Campbell, Chancellor	OL
80	Jordon, Jaylen	TE
81	Jordan, Mason	WR
82	Ciongoli, Ace	WR
83	Williams, Justin	WR
84	Jones, Micah	TE
85	Chieca, Evan	TE
86	Kent, Heze	TE
88	Daniel, Marquez	WR
89	Brown Jr., Tripp	TE
90	Bett, Brendan	DL
91	Durkin, Patrick	K
91	McCloud, Jeramiah	DL
92	Scott, Sebastian	DL
93	Kalu, DK	DL
94	Guervil, Kendall	DL
95	Lyons, Jamari	DL
96	McCoy, JaReylan	DL
97	Mbatchou, Joseph	DL
98	Clinton, Mason	DL
99	Oyebadejo, Emmanuel	DL

All listed numbers are subject to change ahead of UF's 2026 season opener.

PRONUNCIATION GUIDE

Kofi Asare: CO-fee, UGH-sar-AYE
CJ **Bronaugh:** BRON-oh
G'Nivre Carr: JUH-nar-EE
Evan **Chieca:** CHEEK-uh
Tyler **Chukuyem:** CHOOK-ee-UM
Ace **Ciongoli:** SEE-in-GOALIE
Lacota **Dippre:** dih-PREE
Davian Groce: DAY-vee-UN, Gross
Kendall **Guervil:** GUR-ville
Knijeah Harris: NAH-jahy
Nicholas **Inglis:** N-glis
Kahleil Jackson: cuh-LEAL
Kamran James: Cameron

PRONUNCIATION GUIDE

Tramell Jones Jr: TRUGH-mell
Dijon Johnson: Dee-ZHAAN
DK **Kalu:** CAL-loo
Roderick **Kearney**: ker-KNEE
Byrce **Lovett:** LOVE-it
Carter **Milliron:** MILL-iron
Emanuel **Oyebadejo:** OYA-bada-JOE
Liam **Padron:** puh-DRONE
Aaron **Philo:** FY-low
Dylar **Purter:** PURR-tur
Hunter **Solwold:** SO-wald
Javion Toombs: J-v-AHNN
Emeka Ugorji: EM-eh-kuh, you-GORE-jee

For pronunciation audio files scan the QR code:

2026 COACHING STAFF

Jon Sumrall	Head Coach | *(1st season)*
Buster Faulkner	Offensive Coordinator | *(1st season)*
Brad White	Defensive Coordinator | *(1st season)*
Gerald Chatman	Assistant Head Coach / Defensive Line | *(3rd season)*
Chris Collins	Safeties | *(1st season)*
Joe Craddock	Quarterbacks | *(1st season)*
Marcus Davis	Outside Wide Receivers | *(1st season)*
Chris Foster	Running Backs | *(1st season)*
Johnathan Galante	Special Teams Coordinator | *(1st season)*
Greg Gasparato	Linebackers | *(1st season)*
Bam Hardmon	Outside Linebackers | *(1st season)*
Brandon Harris	Cornerbacks | *(1st season)*
Evan McKissack	Tight Ends | *(1st season)*
Trent McKnight	Passing Game Coordinator / Inside Wide Receivers | *(1st season)*
Phil Trautwein	Offensive Line | *(1st season)*
Rusty Whitt	Director of Football Performance | *(1st season)*

2025 RECORD BOOK UPDATES

INDIVIDUAL - SCHOOL

Rushing Attempts (Game)

1.	Errict Rhett vs. Georgia, 1993	41
2.	Emmitt Smith vs. Alabama, 1987	39
3.	**Jadan Baugh vs. Florida State, 2025**	**38**
T4.	Mike Gillislee vs. LSU, 2012	34
T4.	Fred Taylor vs. Auburn, 1997	34

Rushing Yards (Season)

1.	Emmitt Smith, 1989	1,599
2.	Emmitt Smith, 1987	1,341
3.	Jimmy DuBose, 1975	1,307
4.	Fred Taylor, 1997	1,292
5.	Errict Rhett, 1993	1,289
6.	Ciatrick Fason, 2004	1,267
7.	**Jadan Baugh, 2025**	**1,170**
8.	Mike Gillislee, 2012	1,152
9.	Errict Rhett, 1991	1,109
10.	Earnest Graham, 2002	1,085

Sophomore Record: 1,170 - Jadan Baugh, 2025

Rushing Yards (Game)

1.	Emmitt Smith vs. New Mexico, 1989	316
2.	**Jadan Baugh vs. Florida State, 2025**	**266**
3.	Emmitt Smith vs. Alabama, 1987	224
4.	Red Bethea vs. Chicago, 1930	218
5.	Ciatrick Fason vs. Kentucky, 2004	210

Sophomore Record: 266 - Jadan Baugh vs. FSU, 2025

Pass Attempts (Game)

1.	John Reaves vs. Auburn, 1969	66
2.	Doug Johnson vs. LSU, 1997	57
3.	Larry Ochab vs. Florida State, 1979	54
4.	John Reaves vs. Tulane, 1969	53
T5.	John Reaves vs. N.C. State, 1970	52
T5.	John Reaves vs. Tennessee, 1970	52
7.	Rex Grossman vs. Tennessee, 2001	51
T8.	Danny Wuerffel vs. Auburn, 1993	50
T8.	John Reaves vs. Miami, 1971	50
T10.	**DJ Lagway vs. LSU, 2025**	**49**
T10.	Four others tied	49

Pass Completions (Game)

1.	Rex Grossman vs. Georgia, 2002	36
2.	Kyle Trask vs. Tennessee, 2020	35
T3.	**DJ Lagway vs. LSU, 2025**	**33**
T3.	Red Grossman vs. Tennessee, 2001	33
T3.	Kerwin Bell vs. Georgia, 1985	33
T3.	John Reaves vs. Miami, 1971	33
T3.	John Reaves vs. Auburn, 1969	33
T8.	Three tied	32

Completion Percentage (Season, min. 200 att.)

1.	Kyle Trask, 2020 (301-of-437)	68.9
2.	Tim Tebow, 2009 (213-of-314)	67.8
3.	Kyle Trask, 2019 (237-of-354)	66.9
4.	Tim Tebow, 2007 (234-of-350)	66.9
5.	Rex Grossman, 2001 (259-of-395)	65.6
6.	Emory Jones, 2021 (224-of-346)	64.7
7.	Danny Wuerffel, 1995 (210-of-325)	64.6
8.	Chris Leak, 2006 (232-of-365)	63.6
9.	**DJ Lagway, 2025 (213-of-337)**	**63.2**
10.	Chris Leak, 2005 (235-of-374)	62.8

All-Purpose Plays Participated In

1.	Errict Rhett, 1992	305
2.	Emmitt Smith, 1989	305
3.	Errict Rhett, 1993	283
4.	Kelvin Taylor, 2015	276
5.	Neal Anderson, 1985	265
6.	Errict Rhett, 1991	264
7.	Mike Gillislee, 2012	262
8.	Earnest Graham, 2002	262
9.	**Jadan Baugh, 2025**	**258**
10.	Ciatrick Fason, 2004	257

All-Pupose Yards (Season)

1.	Emmitt Smith, 1989 (1,599-207-0)	1,806
2.	Percy Harvin, 2007 (764-858-0)	1,622
3.	Errict Rhett, 1993 (1,289-271-0)	1,560
4.	Ciatrick Fason, 2004 (1,267-266-0)	1,533
5.	Fred Taylor, 1997 (1,292-238-0)	1,530
6.	Emmitt Smith, 1987 (1,341-184-0)	1,525
7.	Reidel Anthony, 1996 (27-1,293-203)	1,523
8.	Travis McGriff, 1998 ((-)3-1,357-145)	1,499
9.	Errict Rhett, 1991 (1,109-361-0)	1,470
10.	**Jadan Baugh, 2025 (1,170-210-88)**	**1,468**

50-Yard Field Goals Made (Career)

1.	**Trey Smack, 2023-25**	**10**

50-Yard Field Goals Made (Season)

1.	**Trey Smack (2025)**	**5**
T2.	Trey Smack (2024)	3
T2.	Adam Mihalek (2022)	3
T2.	Evan McPherson (2020)	3
T2.	Eddy Pineiro (2016)	3
T2.	Caleb Sturgis (2011)	3

Field Goals Attempted (Career)

1.	Caleb Sturgis, 2008-12 (made 70)	88
2.	Jeff Chandler, 1997-2001 (made 67)	80
3.	**Trey Smack, 2023-25 (made 53)**	**64**
4.	Brian Clark, 1979-81 (made 43)	63
5.	David Posey, 1973-76 (made 33)	62

Field Goals Made (Career)

1.	Caleb Sturgis, 2008-12 (88 att)	70
2.	Jeff Chandler, 1997-2001 (80 att)	67
3.	**Trey Smack, 2023-25 (64 att)**	**53**
4.	Evan McPherson, 2018-20 (60 att)	51
5.	Matt Leach, 2001-04 (61 att)	43

Field Goals Made (Season)

1.	Caleb Sturgis, 2012 (28 att)	24
2.	Bobby Raymond, 1984 (26 att)	23
T3.	Caleb Sturgis, 2011 (26 att)	22
T3.	Caleb Sturgis, 2009 (30 att)	22
T5.	Eddy Pineiro, 2016 (25 att)	21
T5.	Matt Leach, 2003 (27 att)	21
T5.	Jeff Chandler, 1999 (24 att)	21
8.	Bobby Raymond, 1983 (23 att)	20
9.	Jeff Chandler, 2001 (22 att)	19
T10.	**Trey Smack, 2025 (22 att)**	**18**
T10.	Trey Smack, 2024 (21 att)	18
T10.	Brian Clark, 1981 (24 att)	18

Field Goal Percentage (Career)

1.	Eddy Pineiro, 2016-17 (38 of 43)	88.37%
2.	Bobby Raymond, 1983-84 (43 of 49)	87.8%
3.	Evan McPherson, 2018-20 (51 of 60)	85.0%
4.	Berj Yepremian, 1976-78 (29 of 35)	82.9%
5.	**Trey Smack, 2023-25 (53 of 64)**	**82.8%**

PATs Made (Career)

1.	Jeff Chandler, 1997-2001	167
2.	Bart Edmiston, 1992-96	160
3.	Evan McPherson, 2018-2020	149
4.	Caleb Sturgis, 2008-12	130
5.	Judd Davis, 1992-94	129
6.	Matt Leach, 2001-04	120
7.	David Posey, 1973-76	110
8.	**Trey Smack, 2023-25**	**100**
9.	Arden Czyzewski, 1988-91	95
10.	Jonathan Phillips, 2007-08	83

PAT Percent Accuracy (Career, min. 50 att.)

1.	Brian Clark, 1979-81 (62 of 62)	100.0%
2.	Evan McPherson, 2018-20 (149 of 150)	99.3%
3.	**Trey Smack, 2023-25 (100 of 101)**	**99.0%**

Consecutive PATs Made

1.	Bart Edmiston, 1992-96	114
2.	Matt Leach, 2001-04	104
3.	**Trey Smack, 2023-25**	**100**
4.	Evan McPherson, 2018-19	91
5.	Judd Davis, 1992-94	81

Longest Field Goals (All-Time)

1.	Chris Perkins, 1984 vs. Tulane	60
T2.	**Trey Smack, 2025 vs. LIU**	**56**
T2.	Caleb Sturgis, 2009 vs. Georgia	56
T4.	Trey Smack, 2024 vs. LSU	55
T4.	Four others tied	55
T9.	**Trey Smack, 2025 vs. Miss. St.**	**54**
T9.	**Trey Smack, 2025 vs. Georgia**	**54**
T9	**Trey Smack, 2025 vs. Florida State**	**54**
T9.	Trey Smack, 2023 vs. South Carolina	54
T9.	Trey Smack, 2024 vs. Charlotte	54
T9.	Six others tied	54

Longest Punt

1.	Bobby Joe Green vs. Georgia, 1958	82
T2.	Shayne Edge vs. Vanderbilt, 1992	76
T2.	Don Chandler vs. Georgia Tech, 1955	76
4.	Chas Henry vs. Alabama, 2010	75
5.	Eric Wilbur vs. Tennessee, 2003	75
6.	Ray Criswell vs. LSU, 1982	73
T7.	**Tommy Doman vs. Florida State, 2025**	**71**
T7.	Tommy Townsend vs. Missouri, 2019	71
T7.	Tommy Townsend vs. Georgia, 2018	71
T10.	Johnny Townsend vs. Georgia, 2017	70
T10.	Ingle Martin vs. Ole Miss, 2002	70
T10.	Ray Criswell vs. LSU, 1982	70

TEAM - SCHOOL

Pass Completions (Game)

1.	vs. Georgia (2002)	36
T2.	vs. Tennessee (2020)	35
T2.	vs. Florida State (2019)	35
T4.	vs. Tennessee (2001)	34
T4.	vs. Mississippi St (2000)	34
T4.	vs. Northern Illinois (1995)	34
T4.	vs. SW Louisiana (1993)	34
T8.	**vs. LSU (2025)**	**33**
T8.	vs. Three others tied	33

Fewest Total Yards Allowed (Game)

1.	North Texas (2016)	53
2.	Western Carolina (2006)	59
3.	Tulane (1961)	66
4.	Kentucky (1996)	67
5.	The Citadel (1949)	71
6.	Vanderbilt (1958)	72
7.	The Citadel (1952)	77
8.	Ohio State (2007 BCS Championship)	82
9.	Akron (1990)	84
10.	**vs. LIU (2025)**	**86**

Fewest First Downs Allowed (Game)

1.	**vs. LIU (2025)**	**2**
T2.	vs. Western Carolina (2006)	4
T2.	vs. Miami (1974)	4
T4.	vs. Louisiana-Monroe (2001)	5
T4.	vs. Kentucky (1996)	5

Fewest Penalties Committed (Game)

T1.	**vs. LIU (2025)**	**0**
T1.	vs. LSU (2021)	0
T3.	Five tied	1

Fewest Penalty Yards (Game)

T1.	**vs. LIU (2025)**	**0**
T1.	vs. LSU (2021)	0
T3.	Three tied	5

Highest Punting Average (Game)

1.	vs. Vanderbilt (1992)	76.0
2.	vs. Alabama (2010)	62.3
3.	**vs. Florida State (2025)**	**62.0**
T4.	vs. Georgia Southern (1996)	58.0
T4.	vs. Vanderbilt (1983)	58.0

STEVE SPURRIER - FLORIDA FIELD

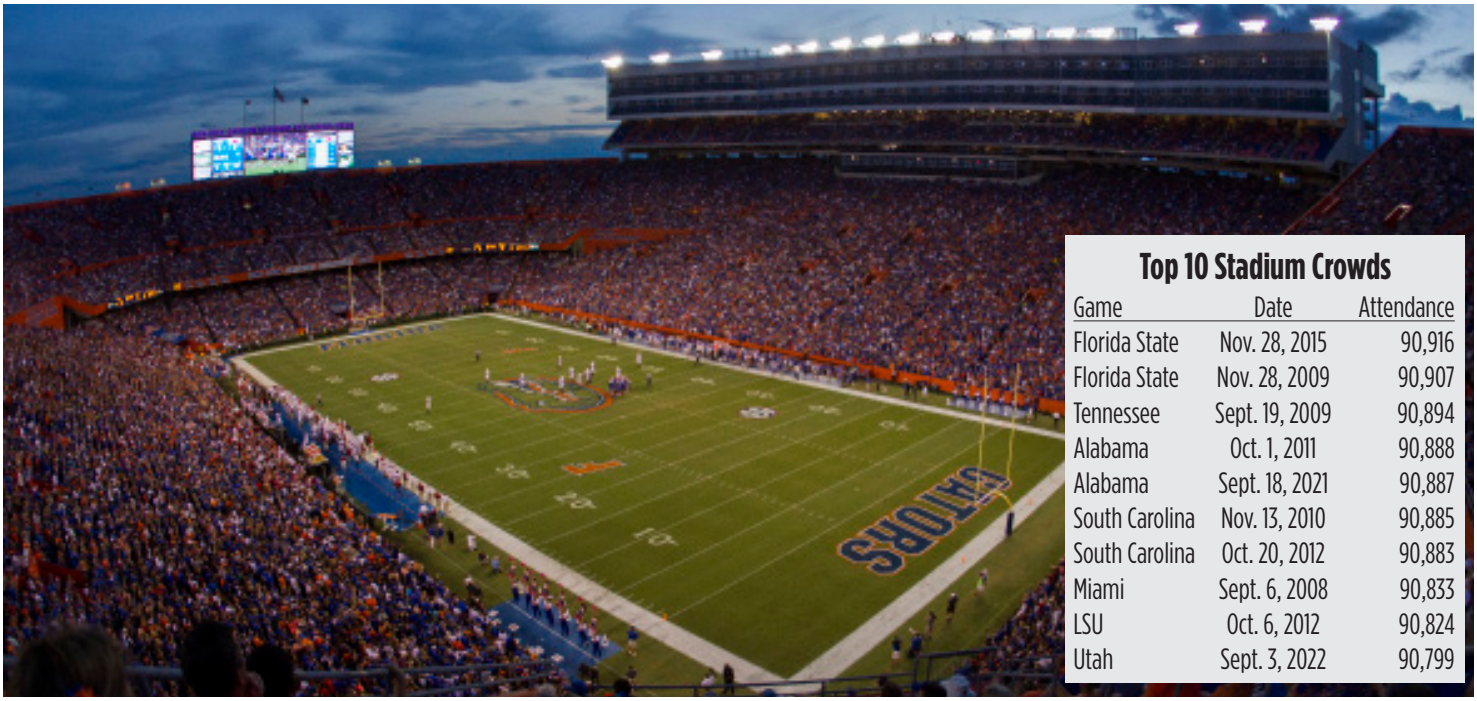

Top 10 Stadium Crowds

Game	Date	Attendance
Florida State	Nov. 28, 2015	90,916
Florida State	Nov. 28, 2009	90,907
Tennessee	Sept. 19, 2009	90,894
Alabama	Oct. 1, 2011	90,888
Alabama	Sept. 18, 2021	90,887
South Carolina	Nov. 13, 2010	90,885
South Carolina	Oct. 20, 2012	90,883
Miami	Sept. 6, 2008	90,833
LSU	Oct. 6, 2012	90,824
Utah	Sept. 3, 2022	90,799

at BEN HILL GRIFFIN STADIUM

June 9, 1992. Once The Gainesville Sun hit newstands that Tuesday, Ben Hill Griffin Stadium's fitting nickname came to life.

Steve Spurrier, entering season three as Gators head coach, called writer Mike Bianchi the day prior and pitched him the storyline. It was seven months after the Gators ended the 1991 regular season with consecutive wins over Kentucky (which clinched an undefeated SEC record and the first league title in school history) and a thrilling 14-9 defeat of No. 3 Florida State, snapping a four-game losing streak to the Seminoles. It also gave UF a perfect 12-0 home record under Spurrier.

"The 'Swamp' is where Gators live," Spurrier told Bianchi. "We feel comfortable there, but we hope our opponents feel tentative. A swamp is hot and sticky and can be dangerous."

Initially, the UF athletic department didn't embrace the nickname. No posters, bumper stickers or marketing campaigns were put together right away. But Spurrier continued to use it. Then he and then-UF communications director Norm Carlson did some research. Turns out, in 1930, UF President John J. Tigert selected the location for the school's football stadium and described the area as a "swampy depression." The school hired engineers to drain the area and install pipes that funneled water down the hill along North-South Drive and dumped it into what is now known as Graham Pond.

Needless to say, the nickname caught on, and Spurrier delivered the perfect quote for the athletic department to utilize once it eventually did embrace the moniker: "The 'Swamp' is a place where only Gators get out alive."

Top Home Winning Percentages Since 1990
(FBS Programs)

	Team	Record	Win %
1.	Ohio State	220-28-1	.883
2.	Alabama	208-43-1	.827
3.	Oklahoma	184-39	.825
4.	Oregon	194-42	.822
5.	**FLORIDA**	**190-42**	**.819**
6.	Georgia	187-41	.820
7.	Michigan	197-50-1	.794
8.	Clemson	193-50-1	.793

- Since 1990, Florida has outscored opponents, 8,589 to 3,848 in 232 games inside The Swamp, putting the average outcome at 37 to 16.6 (20.4 points).
- The Gators had two significant win streaks in The Swamp in the 1990s: a 23-game run from 1990-93, and a school-record 30-game streak from 1994-99.
- In 232 home games from 1990 through today, the Gators have...
  - Scored 50+ points.....57 times
  - Scored 40+ points.....95 times
  - Scored 30+ points.....149 times
  - Shut Out Opponents.....18 times
  - Allowed 3 points or less.....34 times
  - Allowed 14 points or less.....117 times
- Florida's school-record crowd of 90,916 on Nov. 28, 2015 marked the largest crowd ever to watch a football game in the state of Florida. The state has hosted 16 Super Bowls, four BCS National Championship Games and the 2017 and 2021 College Football Playoff National Championship Game.
- The largest crowd for a home opener was 90,799 (Sept. 3, 2022 - Utah). The 2005 opener vs. Wyoming remains the second-largest.



Team Results

	Date	Opponent		Score	Overall	Conf	Time	Attend
	09/05/2026	Fla. Atlantic	W	66-21	1-0	0-0	3:27	90295
	09/12/2026	Campbell	W	52-3	2-0	0-0	3:45	88863
*	09/19/2026	at Auburn	W	44-39	3-0	1-0	3:33	88043
*	09/26/2026	Ole Miss	W	52-28	4-0	2-0	3:33	90683
*	10/03/2026	at Missouri	L	17-45	4-1	2-1	3:24	63609
*	10/10/2026	South Carolina	L	19-38	4-2	2-2	3:49	90311
*	10/17/2026	at Texas	W	27-24	5-2	3-2	3:14	103989
*	10/31/2026	vs Georgia	L	8-27	5-3	3-3	3:19	72541
*	11/07/2026	Oklahoma	L	7-23	5-4	3-4	3:12	90442

2026-27 Florida Football
Team Game-by-Game
All games

		Rushing				Receiving				Passing				Kick Returns				Punt Returns				tot
Date	Opponent	no.	yds	td	lg	no.	yds	td	lg	cmp-att-int	yds	td	lg	no.	yds	td	lg	no.	yds	td	lg	off
09/05/2026	Fla. Atlantic	41	281	5	61	20	343	4	63	20-26-1	343	4	63	0	0	0	0	0	0	0	0	624
09/12/2026	Campbell	30	214	3	75	24	300	2	40	24-32-1	300	2	40	2	30	0	16	5	173	2	70	514
09/19/2026	at Auburn	53	243	4	53	16	252	1	48	16-23-1	252	1	48	0	0	0	0	1	0	0	16	495
09/26/2026	Ole Miss	53	302	6	45	16	196	1	38	16-23-0	196	1	38	4	151	0	74	1	16	0	16	498
10/03/2026	at Missouri	25	42	0	17	26	283	2	42	26-39-0	283	2	42	2	31	0	31	0	0	0	0	325
10/10/2026	South Carolina	38	120	1	26	27	267	1	59	27-36-2	267	1	59	3	59	0	24	0	0	0	0	387
10/17/2026	at Texas	46	158	1	14	22	155	2	17	22-35-0	155	2	17	5	105	0	30	1	4	0	4	313
10/31/2026	vs Georgia	28	48	1	15	23	198	0	23	23-32-3	198	0	23	3	56	0	24	2	31	0	22	246
11/07/2026	Oklahoma	25	70	1	16	10	133	0	33	10-22-2	133	0	33	3	53	0	20	3	39	0	31	203
Florida		**339**	**1478**	**22**	**75**	**184**	**2127**	**13**	**63**	**184-268-10**	**2127**	**13**	**63**	**22**	**485**	**0**	**74**	**13**	**263**	**2**	**70**	**3605**
Opponents		**305**	**1212**	**13**	**80**	**194**	**2093**	**14**	**62**	**194-301-4**	**2093**	**14**	**62**	**8**	**150**	**0**	**25**	**7**	**126**	**1**	**63**	**3305**

Florida Averages

Games	Avg/ rush	Avg/ catch	Pass effic	KR avg	PR avg	All purpose avg/game	Total offense avg/game
9	4.4	11.6	143.9	22.0	20.2	483.9	400.6

		Tackles				Sacks	Fumble		Pass Defense			blkd	PAT attempts			off		
Date	Opponent	ua	a	total	tfl-yds	no-yds	ff	fr-yds	int-yds	qbh	brup	kick	kick	rush	rcv	saf	t/o	pts
09/05/2026	Fla. Atlantic	45	48	93	6.0-22	2-4	2	1-0	2-2	10	9	0	9-9	0	0	0	21	66
09/12/2026	Campbell	36	16	52	8.0-20	2-10	2	2-3	0-0	3	10	0	7-7	0	0	0	7	52
09/19/2026	at Auburn	38	14	52	9.0-37	7-35	0	0-0	1-0	3	3	0	5-5	0	0	0	7	44
09/26/2026	Ole Miss	34	28	62	4.0-14	1-3	2	1-0	1-0	2	3	0	7-7	0	0	0	7	52
10/03/2026	at Missouri	23	52	75	6.0-9	2-4	1	0-0	0-0	6	3	0	2-2	0	0	0	0	17
10/10/2026	South Carolina	35	32	67	9.0-25	3-14	0	0-0	0-0	4	0	0	1-1	0	0	0	0	19
10/17/2026	at Texas	25	34	59	11.0-40	5-23	2	1-0	0-0	2	2	0	3-3	0	0	0	0	27
10/31/2026	vs Georgia	48	10	58	4.0-9	1-5	1	1-42	0-0	0	4	0	0-0	0	1	0	8	8
11/07/2026	Oklahoma	42	28	70	5.0-14	1-9	0	0-0	0-0	8	4	0	1-1	0	0	0	0	7
Florida		**326**	**262**	**588**	**62.0-190**	**24-107**	**10**	**6-45**	**4-2**	**38**	**38**	**0**	**35-35**	**0**	**1**	**0**	**50**	**292**
Opponents		**356**	**250**	**606**	**53.0-207**	**16-113**	**4**	**3-66**	**10-58**	**17**	**21**	**0**	**26-26**	**0**	**3**	**0**	**27**	**248**

		Punting									Field Goals			Kickoffs				
Date	Opponent	no.	yds	avg	long	blkd	tb	fc	50+	i20	md-att	long	blkd	no.	yds	avg	tb	ob
09/05/2026	Fla. Atlantic	0	0	0.0	0	0	0	0	0	0	1-1	53	0	11	714	64.9	10	0
09/12/2026	Campbell	2	104	52.0	55	0	0	1	1	1	1-1	28	0	9	585	65.0	9	0
09/19/2026	at Auburn	1	28	28.0	28	0	0	1	0	1	3-3	40	0	9	604	67.1	7	0
09/26/2026	Ole Miss	2	113	56.5	70	0	0	1	1	1	1-1	49	0	9	531	59.0	4	0
10/03/2026	at Missouri	8	363	45.4	55	0	0	4	3	3	1-1	20	0	4	260	65.0	4	0
10/10/2026	South Carolina	3	124	41.3	47	0	0	2	0	0	2-3	48	0	5	325	65.0	5	0
10/17/2026	at Texas	6	311	51.8	75	0	1	1	3	2	2-2	45	0	6	355	59.2	5	0
10/31/2026	vs Georgia	4	205	51.3	64	0	0	0	2	3	0-0	0	0	2	125	62.5	1	1
11/07/2026	Oklahoma	5	212	42.4	47	0	0	4	0	3	0-0	0	0	2	130	65.0	2	0
Florida		**31**	**1460**	**47.1**	**75**	**0**	**1**	**14**	**10**	**14**	**11-12**	**53**	**0**	**57**	**3629**	**63.7**	**47**	**1**
Opponents		**35**	**1542**	**44.1**	**62**	**0**	**3**	**11**	**9**	**8**	**14-18**	**52**	**0**	**49**	**3026**	**61.8**	**26**	**1**

2026-27 Florida Football
Opponents Game-by-Game
All games

		Rushing				Receiving				Passing				Kick Returns				Punt Returns				tot
Date	Opponent	no.	yds	td	lg	no.	yds	td	lg	cmp-att-int	yds	td	lg	no.	yds	td	lg	no.	yds	td	lg	off
09/05/2026	Fla. Atlantic	37	120	2	11	34	276	1	25	34-53-2	276	1	25	1	21	0	21	0	0	0	0	396
09/12/2026	Campbell	25	62	0	10	21	148	0	33	21-38-0	148	0	33	0	0	0	0	0	0	0	0	210
09/19/2026	at Auburn	31	102	2	21	20	271	3	48	20-35-1	271	3	48	2	44	0	25	0	0	0	0	373
09/26/2026	Ole Miss	27	128	2	16	25	298	1	49	25-34-1	298	1	49	5	85	0	23	0	0	0	0	426
10/03/2026	at Missouri	36	220	3	80	23	340	2	47	23-30-0	340	2	47	0	0	0	0	2	16	0	17	560
10/10/2026	South Carolina	37	114	1	17	23	279	4	35	23-35-0	279	4	35	0	0	0	0	0	0	0	0	393
10/17/2026	at Texas	30	105	1	32	14	173	1	62	14-20-0	173	1	62	0	0	0	0	2	80	1	63	278
10/31/2026	vs Georgia	42	217	2	26	13	101	0	32	13-23-0	101	0	32	0	0	0	0	2	28	0	30	318
11/07/2026	Oklahoma	40	144	0	15	21	207	2	41	21-33-0	207	2	41	0	0	0	0	1	2	0	2	351
Opponents		**305**	**1212**	**13**	**80**	**194**	**2093**	**14**	**62**	**194-301-4**	**2093**	**14**	**62**	**8**	**150**	**0**	**25**	**7**	**126**	**1**	**63**	**3305**
Florida		**339**	**1478**	**22**	**75**	**184**	**2127**	**13**	**63**	**184-268-10**	**2127**	**13**	**63**	**22**	**485**	**0**	**74**	**13**	**263**	**2**	**70**	**3605**

Opponents Averages

Games	Avg/ rush	Avg/ catch	Pass effic	KR avg	PR avg	All purpose avg/game	Total offense avg/game
9	4.0	10.8	135.6	18.8	18.0	404.3	367.2

		Tackles				Sacks	Fumble		Pass Defense			blkd	PAT attempts			off		
Date	Opponent	ua	a	total	tfl-yds	no-yds	ff	fr-yds	int-yds	qbh	brup	kick	kick	rush	rcv	saf	t/o	pts
09/05/2026	Fla. Atlantic	41	24	65	4.0-24	0-0	0	0-0	1--3	0	2	0	3-3	0	0	0	0	21
09/12/2026	Campbell	48	8	56	2.0-5	0-0	0	1-0	1-0	1	4	0	0-0	0	0	0	0	3
09/19/2026	at Auburn	49	22	71	7.0-19	2-7	0	0-0	1-8	2	0	0	4-4	0	1	0	3	39
09/26/2026	Ole Miss	34	48	82	1.0-2	0-0	0	0-0	0-0	1	2	0	2-2	0	1	0	0	28
10/03/2026	at Missouri	29	38	67	11.0-44	3-26	0	0-0	0-0	5	3	0	4-4	0	1	0	0	45
10/10/2026	South Carolina	42	34	76	6.0-29	3-24	2	1-0	2-18	1	3	0	5-5	0	0	0	7	38
10/17/2026	at Texas	41	40	81	6.0-18	1-11	0	0-0	0-0	5	6	0	3-3	0	0	0	0	24
10/31/2026	vs Georgia	45	14	59	11.0-38	4-19	2	1-66	3-31	0	1	0	3-3	0	0	0	17	27
11/07/2026	Oklahoma	27	22	49	5.0-28	3-26	0	0-0	2-4	2	0	0	2-2	0	0	0	0	23
Opponents		**356**	**250**	**606**	**53.0-207**	**16-113**	**4**	**3-66**	**10-58**	**17**	**21**	**0**	**26-26**	**0**	**3**	**0**	**27**	**248**
Florida		**326**	**262**	**588**	**62.0-190**	**24-107**	**10**	**6-45**	**4-2**	**38**	**38**	**0**	**35-35**	**0**	**1**	**0**	**50**	**292**

		Punting									Field Goals			Kickoffs				
Date	Opponent	no.	yds	avg	long	blkd	tb	fc	50+	i20	md-att	long	blkd	no.	yds	avg	tb	ob
09/05/2026	Fla. Atlantic	3	115	38.3	50	0	0	1	1	0	0-0	0	0	4	260	65.0	4	0
09/12/2026	Campbell	9	421	46.8	55	0	2	2	3	2	1-2	29	0	2	76	38.0	0	0
09/19/2026	at Auburn	2	83	41.5	45	0	0	1	0	0	1-1	40	0	5	325	65.0	5	0
09/26/2026	Ole Miss	3	161	53.7	60	0	1	1	2	1	2-2	46	0	6	347	57.8	1	1
10/03/2026	at Missouri	3	124	41.3	47	0	0	2	0	1	3-4	52	0	8	505	63.1	6	0
10/10/2026	South Carolina	4	149	37.3	55	0	0	0	1	1	1-2	37	0	7	447	63.9	4	0
10/17/2026	at Texas	4	169	42.3	47	0	0	2	0	1	1-1	38	0	5	296	59.2	0	0
10/31/2026	vs Georgia	3	147	49.0	62	0	0	1	1	1	2-3	28	0	6	389	64.8	3	0
11/07/2026	Oklahoma	4	173	43.3	53	0	0	1	1	1	3-3	48	0	6	381	63.5	3	0
Opponents		**35**	**1542**	**44.1**	**62**	**0**	**3**	**11**	**9**	**8**	**14-18**	**52**	**0**	**49**	**3026**	**61.8**	**26**	**1**
Florida		**31**	**1460**	**47.1**	**75**	**0**	**1**	**14**	**10**	**14**	**11-12**	**53**	**0**	**57**	**3629**	**63.7**	**47**	**1**

Team Statistics

	UF	OPP
Scoring	**292**	**248**
Points per game	32.4	27.6
Points Off Turnovers	50	27
First Downs	**191**	**181**
Rushing	76	62
Passing	94	102
Penalty	21	17
Rushing Yardage	**1478**	**1212**
Yards gained rushing	1692	1389
Yards lost rushing	214	177
Rushing attempts	339	305
Average per rush	4.4	4.0
Average per game	164.2	134.7
TDs Rushing	22	13
Passing Yardage	**2127**	**2093**
Comp-Att-Int	184-268-10	194-301-4
Average per pass	7.9	7.0
Average per catch	11.6	10.8
Average per game	236.3	232.6
TDs Passing	13	14
Total offense	**3605**	**3305**
Total plays	607	606
Average per play	5.9	5.5
Average per game	400.6	367.2
Kick returns: #-Yards	**22-485**	**8-150**
Punt returns: #-Yards	**13-263**	**7-126**
Int returns: #-Yards	**4-2**	**10-58**
Kick return average	**22.0**	**18.8**
Punt return average	**20.2**	**18.0**
Int return average	**0.5**	**5.8**
Fumbles-Lost	**7-3**	**12-6**
Penalties-Yards	**67-640**	**54-497**
Average per game	71.1	55.2
Punts-Yards	**31-1460**	**35-1542**
Average per punt	47.1	44.1
Net punt average	42.4	35.7
Kickoffs-Yards	**57-3629**	**49-3026**
Average per kick	63.7	61.8
Net kick average	39.9	38.5
Time of possession / game	**31:21**	**28:39**
3rd-down conversion	**47/112**	**61/135**
3rd-down pct	42%	45%
4th-down conversion	**10/17**	**10/18**

	UF	OPP
4th-down pct	59%	56%
Sacks by-Yards	**24-107**	**16-113**
Misc Yards	**0**	**0**
Touchdowns scored	**37**	**29**
Field goals - attempts	**11-12**	**14-18**
On-Side kicks	**0-0**	**0-2**
Red-zone scores	**(33-37) 89%**	**(28-32) 88%**
Red-zone touchdowns	**(27-37) 73%**	**(19-32) 59%**
PAT-attempts	**(35-35) 100%**	**(26-26) 100%**
2-point conversion-attempts	**(1-2) 50%**	**(3-3) 100%**
Attendance	**450594**	**255641**
Games / Avg per game	5/90119	3/85214
Neutral site games	-	1/72541

Score by Periods

Team	1st	2nd	3rd	4th	OT	TOT
Florida	54	103	59	76	0	292
Opponents	36	95	53	64	0	248

Team Defense

			Tackles				Sacks	Pass defense			Fumbles		blkd	
##	Player	gp	ua	a	tot	tfl/yds	no-yds	int-yds	brup	qbh	fr-yds	ff	kick	saf
5	Myles Graham	9	39	31	70	5-24	4-23	.	.	3	2-42	1	.	.
8	Aaron Chiles	9	24	28	52	4-10	.	.	3	3	1-0	1	.	.
33	DJ Coleman	9	20	19	39	1.5-2	.	2-1	3	.	.	1	.	.
0	Jayden Woods	9	22	15	37	8-26	4.5-18	.	.	4	.	1	.	.
25	Cormani McClain	9	22	7	29	2-4	.	1-0	2	.	.	.	.	.
20	Kanye Clark	9	17	12	29	2.5-5	.	.	2	3	1-0	.	.	.
1	Bryce Thornton	8	20	8	28	.	.	.	3	.	.	.	.	.
43	Alfonzo Allen Jr.	9	15	12	27	.	.	.	.	.	.	.	.	.
29	Jaden Robinson	7	9	17	26	4-12	1.5-7	.	2	3	.	.	.	.
90	Brendan Bett	9	10	16	26	5-21	0.5-3	.	2	3	.	1	.	.
12	Ben Hanks III	9	19	6	25	1.5-1	0.5-0	.	4	.	.	.	.	.
2	Lagonza Hayward	9	14	11	25	3-5	.	.	3	.	.	.	.	.
91	Jeramiah McCloud	8	9	13	22	1.5-5	0.5-3	.	3	6	.	.	.	.
24	Kamran James	9	10	9	19	3-8	2-5	.	.	3	.	1	.	.
7	Ty Jackson	8	12	5	17	2-1	1-0	.	.	.	.	1	.	.
99	Emmanuel Oyebadejo	8	9	8	17	6.5-26	4.5-21	.	3	6	.	1	.	.
11	LJ McCray	9	10	3	13	4.5-16	2.5-13	.	1	2	.	.	.	.
27	Dijon Johnson	6	3	7	10	.	.	1-1	3	.	.	.	.	.
97	Joseph Mbatchou	9	6	4	10	1.5-2	.	.	.	1	.	.	.	.
22	Kofi Asare	9	5	5	10	0.5-4	0.5-4	.	.	.	.	.	.	.
44	Myles Johnson	9	6	3	9	1-4	.	.	.	.	2-3	.	.	.
6	J'Vari Flowers	9	5	4	9	0.5-0	.	.	3	.	.	.	.	.
56	Stive-Bentley Keumajou-Yondui	4	3	4	7	1-1	.	.	1	.	.	.	.	.
93	DK Kalu	9	2	5	7	2.5-11	1.5-9	.	.	1	.	1	.	.
95	Jamari Lyons	9	1	4	5	1-2	0.5-1	.	.	.	.	.	.	.
9	Drake Stubbs	8	3	1	4	.	.	.	.	.	.	.	.	.
14	KJ Ford	8	1	3	4	.	.	.	.	.	.	1	.	.
10	Cam Dooley	6	2	.	2	.	.	.	.	.	.	.	.	.
26	Jordy Lowery	3	2	.	2	.	.	.	.	.	.	.	.	.
20	Duke Clark	7	1	.	1	.	.	.	.	.	.	.	.	.
4	TJ Abrams	9	1	.	1	.	.	.	.	.	.	.	.	.
67	TJ Shanahan Jr.	9	1	.	1	.	.	.	.	.	.	.	.	.
3	Bailey Stockton	9	1	.	1	.	.	.	.	.	.	.	.	.
53	Bryce Lovett	9	1	.	1	.	.	.	.	.	.	.	.	.
49	Jalen Wiggins	1	.	1	1	.	.	.	.	.	.	.	.	.
33	Brian Case	7	1	.	1	.	.	.	.	.	.	.	.	.
22	Kahleil Jackson	9	.	1	1	.	.	.	.	.	.	.	.	.
	Totals	**9**	**326**	**262**	**588**	**62-190**	**24-107**	**4-2**	**38**	**38**	**6-45**	**10**	**0**	**0**
	Opponents	9	356	250	606	53-207	16-113	10-58	21	17	3-66	4	0	0

Florida - Game Highs

RUSHES	53	Ole Miss (09/26/2026)
	53	at Auburn (09/19/2026)
YARDS RUSHING	302	Ole Miss (09/26/2026)
YARDS PER RUSH	7.1	Campbell (09/12/2026)
TD RUSHES	6	Ole Miss (09/26/2026)
PASS ATTEMPTS	39	at Missouri (10/03/2026)
PASS COMPLETIONS	27	South Carolina (10/10/2026)
YARDS PASSING	343	Fla. Atlantic (09/05/2026)
YARDS PER PASS	13.2	Fla. Atlantic (09/05/2026)
TD PASSES	4	Fla. Atlantic (09/05/2026)
TOTAL PLAYS	81	at Texas (10/17/2026)
TOTAL OFFENSE	624	Fla. Atlantic (09/05/2026)
YARDS PER PLAY	9.3	Fla. Atlantic (09/05/2026)
POINTS	66	Fla. Atlantic (09/05/2026)
SACKS BY	7	at Auburn (09/19/2026)
FIRST DOWNS	30	Fla. Atlantic (09/05/2026)
PENALTIES	16	at Auburn (09/19/2026)
PENALTY YARDS	138	at Auburn (09/19/2026)
TURNOVERS	4	vs Georgia (N) (10/31/2026)
PUNTS	8	at Missouri (10/03/2026)
PUNTING AVG	56.5	Ole Miss (09/26/2026)
LONG PUNT	75	at Texas (10/17/2026)
PUNTS INSIDE 20	3	Oklahoma (11/07/2026)
	3	vs Georgia (N) (10/31/2026)
	3	at Missouri (10/03/2026)
LONG PUNT RETURN	70	Campbell (09/12/2026)

Florida - Game Lows

RUSHES	25	Oklahoma (11/07/2026)
	25	at Missouri (10/03/2026)
YARDS RUSHING	42	at Missouri (10/03/2026)
YARDS PER RUSH	1.7	at Missouri (10/03/2026)
TD RUSHES	0	at Missouri (10/03/2026)
PASS ATTEMPTS	22	Oklahoma (11/07/2026)
PASS COMPLETIONS	10	Oklahoma (11/07/2026)
YARDS PASSING	133	Oklahoma (11/07/2026)
YARDS PER PASS	4.4	at Texas (10/17/2026)
TD PASSES	0	Oklahoma (11/07/2026)
	0	vs Georgia (N) (10/31/2026)
TOTAL PLAYS	47	Oklahoma (11/07/2026)
TOTAL OFFENSE	203	Oklahoma (11/07/2026)
YARDS PER PLAY	3.9	at Texas (10/17/2026)
POINTS	7	Oklahoma (11/07/2026)
SACKS BY	1	Oklahoma (11/07/2026)
	1	vs Georgia (N) (10/31/2026)
	1	Ole Miss (09/26/2026)
FIRST DOWNS	11	Oklahoma (11/07/2026)
PENALTIES	3	Fla. Atlantic (09/05/2026)
PENALTY YARDS	30	South Carolina (10/10/2026)
INTERCEPTIONS BY	0	Oklahoma (11/07/2026)
	0	vs Georgia (N) (10/31/2026)
	0	at Texas (10/17/2026)
	0	South Carolina (10/10/2026)
	0	at Missouri (10/03/2026)
	0	Campbell (09/12/2026)
PUNTS	0	Fla. Atlantic (09/05/2026)
PUNTING AVG	0.0	Fla. Atlantic (09/05/2026)
LONG PUNT	0	Fla. Atlantic (09/05/2026)
PUNTS INSIDE 20	0	South Carolina (10/10/2026)
	0	Fla. Atlantic (09/05/2026)
LONG PUNT RETURN	0	South Carolina (10/10/2026)
	0	at Missouri (10/03/2026)
	0	Fla. Atlantic (09/05/2026)

Florida - Individual Game Highs

RUSHES	29	Jadan Baugh vs Ole Miss (09/26/2026)
YARDS RUSHING	162	Jadan Baugh at Auburn (09/19/2026)
TD RUSHES	3	Jadan Baugh vs Ole Miss (09/26/2026)
	3	Jadan Baugh at Auburn (09/19/2026)
	3	Jadan Baugh vs Fla. Atlantic (09/05/2026)
LONG RUSH	75	Jadan Baugh vs Campbell (09/12/2026)
PASS ATTEMPTS	35	Tramell Jones Jr. at Texas (10/17/2026)
PASS COMPLETIONS	22	Tramell Jones Jr. at Texas (10/17/2026)
YARDS PASSING	275	Aaron Philo vs Fla. Atlantic (09/05/2026)
TD PASSES	3	Aaron Philo vs Fla. Atlantic (09/05/2026)
LONG PASS	63	Aaron Philo vs Fla. Atlantic (09/05/2026)
RECEPTIONS	8	Bailey Stockton vs Georgia (N) (10/31/2026)
	8	Bailey Stockton vs South Carolina (10/10/2026)
	8	Dallas Wilson vs South Carolina (10/10/2026)
YARDS RECEIVING	127	Bailey Stockton vs South Carolina (10/10/2026)
TD RECEPTIONS	2	Lacota Dippre at Texas (10/17/2026)
LONG RECEPTION	63	TJ Abrams vs Fla. Atlantic (09/05/2026)
PUNTS	8	Alec Clark at Missouri (10/03/2026)
PUNTING AVG	56.5	Alec Clark vs Ole Miss (09/26/2026)
LONG PUNT	75	Alec Clark at Texas (10/17/2026)
PUNTS INSIDE 20	3	Alec Clark vs Oklahoma (11/07/2026)
	3	Alec Clark vs Georgia (N) (10/31/2026)
	3	Alec Clark at Missouri (10/03/2026)
LONG PUNT RETURN	70	Vernell Brown III vs Campbell (09/12/2026)
LONG KICKOFF RETURN	74	London Montgomery vs Ole Miss (09/26/2026)
TACKLES	15	Myles Graham vs Oklahoma (11/07/2026)
SACKS	2.5	Emmanuel Oyebadejo at Auburn (09/19/2026)
	2.5	Jayden Woods at Auburn (09/19/2026)
TACKLES FOR LOSS	3.5	Jayden Woods at Auburn (09/19/2026)

Rushing

Player	gp	att	gain	loss	net	avg	td	lg	avg/g
Jadan Baugh	9	160	871	35	836	5.2	14	75	92.9
Duke Clark	7	42	297	4	293	7.0	3	45	41.9
Aaron Philo	8	44	163	59	104	2.4	3	24	13.0
Tramell Jones Jr.	8	35	146	62	84	2.4	1	16	10.5
London Montgomery	9	13	59	3	56	4.3	0	17	6.2
Evan Pryor	8	19	50	9	41	2.2	0	11	5.1
Byron Louis	2	6	34	0	34	5.7	0	15	17.0
Anthony Rubio	2	3	16	0	16	5.3	0	8	8.0
Vernell Brown III	4	3	20	4	16	5.3	0	14	4.0
Alec Clark	9	1	13	0	13	13.0	0	13	1.4
Eric Singleton Jr.	7	5	17	7	10	2.0	0	8	1.4
Dallas Wilson	9	1	6	0	6	6.0	1	6	0.7
Bailey Stockton	9	1	0	2	-2	-2.0	0	0	-0.2
Team	9	6	0	29	-29	-4.8	0	0	-3.2
Total	**9**	**339**	**1692**	**214**	**1478**	**4.4**	**22**	**75**	**164.2**
Opponents	**9**	**305**	**1389**	**177**	**1212**	**4.0**	**13**	**80**	**134.7**

Passing

Player	gp	effic	comp-att-int	pct	yds	td	lg	avg/g
Aaron Philo	8	156.7	110-156-5	70.5	1367	9	63	170.9
Tramell Jones Jr.	8	122.5	73-111-5	65.8	712	4	42	89.0
Kahleil Jackson	9	503.2	1-1-0	100.0	48	0	48	5.3
Total	**9**	**143.9**	**184-268-10**	**68.7**	**2127**	**13**	**63**	**236.3**
Opponents	**9**	**135.6**	**194-301-4**	**64.5**	**2093**	**14**	**62**	**232.6**

Receiving

Player	gp	no.	yds	avg	td	lg	avg/g
Bailey Stockton	9	36	373	10.4	2	59	41.4
Dallas Wilson	9	35	465	13.3	3	40	51.7
Vernell Brown III	4	17	271	15.9	2	49	67.8
Luke Harpring	9	14	165	11.8	0	23	18.3
Eric Singleton Jr.	7	13	101	7.8	0	38	14.4
TJ Abrams	9	11	189	17.2	1	63	21.0
Jadan Baugh	9	10	66	6.6	0	14	7.3
Duke Clark	7	9	96	10.7	1	33	13.7
Micah Mays Jr.	9	7	57	8.1	0	20	6.3
Amir Jackson	9	7	133	19.0	1	48	14.8
Evan Pryor	8	6	28	4.7	0	9	3.5
Lacota Dippre	9	6	49	8.2	2	10	5.4
Kahleil Jackson	9	4	41	10.3	0	11	4.6
Justin Williams	5	4	30	7.5	0	14	6.0
London Montgomery	9	2	14	7.0	0	8	1.6
Evan Chieca	6	1	11	11.0	0	11	1.8
Micah Jones	1	1	6	6.0	1	6	6.0
Byron Louis	2	1	32	32.0	0	32	16.0
Total	**9**	**184**	**2127**	**11.6**	**13**	**63**	**236.3**
Opponents	**9**	**194**	**2093**	**10.8**	**14**	**62**	**232.6**

Punt Returns

Player	no.	yds	avg	td	lg
Vernell Brown III	5	173	34.6	2	70
Bailey Stockton	6	86	14.3	0	31
Jadan Baugh	1	4	4.0	0	4
Justin Williams	1	0	0.0	0	0
Total	**13**	**263**	**20.2**	**2**	**70**
Opponents	**7**	**126**	**18.0**	**1**	**63**

Interceptions

Player	no.	yds	avg	td	lg
DJ Coleman	2	1	0.5	0	1
Dijon Johnson	1	1	1.0	0	1
Cormani McClain	1	0	0.0	0	0
Total	**4**	**2**	**0.5**	**0**	**1**
Opponents	**10**	**58**	**5.8**	**0**	**23**

Kick Returns

Player	no.	yds	avg	td	lg
London Montgomery	18	409	22.7	0	74
Lacota Dippre	2	30	15.0	0	16
Duke Clark	1	23	23.0	0	23
J'Vari Flowers	1	23	23.0	0	23
Total	**22**	**485**	**22.0**	**0**	**74**
Opponents	**8**	**150**	**18.8**	**0**	**25**

Fumbles Recovered

Player	no.	yds	avg	td	lg
Myles Graham	2	42	21.0	0	42
Myles Johnson	2	3	1.5	0	3
Kanye Clark	1	0	0.0	0	0
Aaron Chiles	1	0	0.0	0	0
Total	**6**	**45**	**7.5**	**0**	**42**
Opponents	**3**	**66**	**22.0**	**1**	**66**

Scoring

			PAT						
Player	**td**	**fg**	**kick**	**rush**	**rcv**	**pass**	**dxp**	**saf**	**pts**
Jadan Baugh	14	-	-	-	-	1	-	-	84
Patrick Durkin	-	11-12	34-34	-	-	-	-	-	67
Dallas Wilson	4	-	-	-	1	-	-	-	26
Vernell Brown III	4	-	-	-	-	-	-	-	24
Duke Clark	4	-	-	-	-	-	-	-	24
Aaron Philo	3	-	-	-	-	-	-	-	18
Lacota Dippre	2	-	-	-	-	-	-	-	12
Bailey Stockton	2	-	-	-	-	-	-	-	12
TJ Abrams	1	-	-	-	-	-	-	-	6
Amir Jackson	1	-	-	-	-	-	-	-	6
Tramell Jones Jr.	1	-	-	-	-	-	-	-	6
Micah Jones	1	-	-	-	-	-	-	-	6
Liam Padron	-	-	1-1	-	-	-	-	-	1
Total	**37**	**11-12**	**35-35**	**0**	**1**	**1**	**0**	**0**	**292**
Opponents	**29**	**14-18**	**26-26**	**0**	**3**	**3**	**0**	**0**	**248**

Field Goals

Player	**fg**	**pct.**	**01-19**	**20-29**	**30-39**	**40-49**	**50-99**	**lg**	**blk**
Patrick Durkin	11-12	91.7	0-0	6-6	0-0	4-5	1-1	53	0
Opponents	**14-18**	**77.8**	**0-0**	**3-3**	**5-6**	**4-6**	**2-3**	**52**	**0**

FG Sequence

Team Name	**Florida**	**Opponents**
Fla. Atlantic	(53)	
Campbell	(28)	(29),36
Auburn	(26),(28),(40)	(40)
Ole Miss	(49)	(36),(46)
Missouri	(20)	(32),50,(50),(52)
South Carolina	(21),43,(48)	47,(37)
Texas	(45),(28)	(38)
Georgia		43,(28),(21)
Oklahoma		(41),(48),(31)

Numbers in (parentheses) indicate field goal was made

Total Offense

Player	**g**	**plays**	**rush**	**pass**	**total**	**avg/g**
Aaron Philo	8	200	104	1367	1471	183.9
Jadan Baugh	9	160	836	0	836	92.9
Tramell Jones Jr.	8	146	84	712	796	99.5
Duke Clark	7	42	293	0	293	41.9
London Montgomery	9	13	56	0	56	6.2
Kahleil Jackson	9	1	0	48	48	5.3
Evan Pryor	8	19	41	0	41	5.1
Byron Louis	2	6	34	0	34	17.0
Anthony Rubio	2	3	16	0	16	8.0
Vernell Brown III	4	3	16	0	16	4.0
Alec Clark	9	1	13	0	13	1.4
Eric Singleton Jr.	7	5	10	0	10	1.4
Dallas Wilson	9	1	6	0	6	0.7
Bailey Stockton	9	1	-2	0	-2	-0.2
Team	9	0	-29	0	-29	-3.2
Total	**9**	**607**	**1478**	**2127**	**3605**	**400.6**
Opponents	**9**	**606**	**1212**	**2093**	**3305**	**367.2**

Punting

Player	**no.**	**yds**	**avg**	**lg**	**tb**	**fc**	**i20**	**50+**	**blk**
Alec Clark	31	1460	47.1	75	1	14	14	10	0
Total	**31**	**1460**	**47.1**	**75**	**1**	**14**	**14**	**10**	**0**
Opponents	**35**	**1542**	**44.1**	**62**	**3**	**11**	**8**	**9**	**0**

Kickoffs

Player	**no.**	**yds**	**avg**	**tb**	**ob**	**retn**	**net**	**ydln**
Patrick Durkin	53	3377	63.7	44	1			
Brandon Rabasco	4	252	63.0	3	0			
Total	**57**	**3629**	**63.7**	**47**	**1**	**9**	**39.9**	**25**
Opponents	**49**	**3026**	**61.8**	**26**	**1**	**22**	**38.5**	**26**

All Purpose

Player	g	rush	rcv	pr	kr	ir	total	avg/g
Jadan Baugh	9	836	66	4	0	0	906	100.7
London Montgomery	9	56	14	0	409	0	479	53.2
Dallas Wilson	9	6	465	0	0	0	471	52.3
Vernell Brown III	4	16	271	173	0	0	460	115.0
Bailey Stockton	9	-2	373	86	0	0	457	50.8
Duke Clark	7	293	96	0	23	0	412	58.9
TJ Abrams	9	0	189	0	0	0	189	21.0
Luke Harpring	9	0	165	0	0	0	165	18.3
Amir Jackson	9	0	133	0	0	0	133	14.8
Eric Singleton Jr.	7	10	101	0	0	0	111	15.9
Aaron Philo	8	104	0	0	0	0	104	13.0
Tramell Jones Jr.	8	84	0	0	0	0	84	10.5
Lacota Dippre	9	0	49	0	30	0	79	8.8
Evan Pryor	8	41	28	0	0	0	69	8.6
Byron Louis	2	34	32	0	0	0	66	33.0
Micah Mays Jr.	9	0	57	0	0	0	57	6.3
Kahleil Jackson	9	0	41	0	0	0	41	4.6
Justin Williams	5	0	30	0	0	0	30	6.0
J'Vari Flowers	9	0	0	0	23	0	23	2.6
Anthony Rubio	2	16	0	0	0	0	16	8.0
Alec Clark	9	13	0	0	0	0	13	1.4
Evan Chieca	6	0	11	0	0	0	11	1.8
Micah Jones	1	0	6	0	0	0	6	6.0
Dijon Johnson	6	0	0	0	0	1	1	0.2
DJ Coleman	9	0	0	0	0	1	1	0.1
Team	9	-29	0	0	0	0	-29	-3.2
Total	**9**	**1478**	**2127**	**263**	**485**	**2**	**4355**	**483.9**
Opponents	**9**	**1212**	**2093**	**126**	**150**	**58**	**3639**	**404.3**

2026-27 Florida Football
Combined Team Statistics
All games

Team Results

	Date	Opponent		Score	Att.
	09/05/2026	Fla. Atlantic	W	66-21	90295
	09/12/2026	Campbell	W	52-3	88863
*	09/19/2026	at Auburn	W	44-39	88043
*	09/26/2026	Ole Miss	W	52-28	90683
*	10/03/2026	at Missouri	L	17-45	63609
*	10/10/2026	South Carolina	L	19-38	90311
*	10/17/2026	at Texas	W	27-24	103989
*	10/31/2026	vs Georgia	L	8-27	72541
*	11/07/2026	Oklahoma	L	7-23	90442

Rushing

Player	gp	att	gain	loss	net	avg	td	lg	avg/g
Jadan Baugh	9	160	871	35	836	5.2	14	75	92.9
Duke Clark	7	42	297	4	293	7.0	3	45	41.9
Aaron Philo	8	44	163	59	104	2.4	3	24	13.0
Tramell Jones Jr.	8	35	146	62	84	2.4	1	16	10.5
London Montgomery	9	13	59	3	56	4.3	0	17	6.2
Evan Pryor	8	19	50	9	41	2.2	0	11	5.1
Byron Louis	2	6	34	0	34	5.7	0	15	17.0
Anthony Rubio	2	3	16	0	16	5.3	0	8	8.0
Vernell Brown III	4	3	20	4	16	5.3	0	14	4.0
Alec Clark	9	1	13	0	13	13.0	0	13	1.4
Eric Singleton Jr.	7	5	17	7	10	2.0	0	8	1.4
Dallas Wilson	9	1	6	0	6	6.0	1	6	0.7
Bailey Stockton	9	1	0	2	-2	-2.0	0	0	-0.2
Team	9	6	0	29	-29	-4.8	0	0	-3.2
Total	**9**	**339**	**1692**	**214**	**1478**	**4.4**	**22**	**75**	**164.2**
Opponents	**9**	**305**	**1389**	**177**	**1212**	**4.0**	**13**	**80**	**134.7**

Passing

Player	gp	effic	comp-att-int	pct	yds	td	lg	avg/g
Aaron Philo	8	156.7	110-156-5	70.5	1367	9	63	170.9
Tramell Jones Jr.	8	122.5	73-111-5	65.8	712	4	42	89.0
Kahleil Jackson	9	503.2	1-1-0	100.0	48	0	48	5.3
Total	**9**	**143.9**	**184-268-10**	**68.7**	**2127**	**13**	**63**	**236.3**
Opponents	**9**	**135.6**	**194-301-4**	**64.5**	**2093**	**14**	**62**	**232.6**

Receiving

Player	gp	no.	yds	avg	td	lg	avg/g
Bailey Stockton	9	36	373	10.4	2	59	41.4
Dallas Wilson	9	35	465	13.3	3	40	51.7
Vernell Brown III	4	17	271	15.9	2	49	67.8
Luke Harpring	9	14	165	11.8	0	23	18.3
Eric Singleton Jr.	7	13	101	7.8	0	38	14.4
TJ Abrams	9	11	189	17.2	1	63	21.0
Jadan Baugh	9	10	66	6.6	0	14	7.3
Duke Clark	7	9	96	10.7	1	33	13.7
Micah Mays Jr.	9	7	57	8.1	0	20	6.3
Amir Jackson	9	7	133	19.0	1	48	14.8
Evan Pryor	8	6	28	4.7	0	9	3.5
Lacota Dippre	9	6	49	8.2	2	10	5.4
Kahleil Jackson	9	4	41	10.3	0	11	4.6
Justin Williams	5	4	30	7.5	0	14	6.0
London Montgomery	9	2	14	7.0	0	8	1.6
Evan Chieca	6	1	11	11.0	0	11	1.8
Micah Jones	1	1	6	6.0	1	6	6.0
Byron Louis	2	1	32	32.0	0	32	16.0
Total	**9**	**184**	**2127**	**11.6**	**13**	**63**	**236.3**
Opponents	**9**	**194**	**2093**	**10.8**	**14**	**62**	**232.6**

Game Records

Record	Overall	Home	Away	Neutral
ALL GAMES	5-4	3-2	2-1	0-1
CONFERENCE	3-4	1-2	2-1	0-1
NON-CONFERENCE	2-0	2-0	0-0	0-0

Team Statistics

	UF	OPP
First Downs	**191**	**181**
Rushing	76	62
Passing	94	102
Penalty	21	17
Rushing Yardage	**1478**	**1212**
Rushing attempts	339	305
Average per rush	4.4	4.0
Average per game	164.2	134.7
TDs Rushing	22	13
Passing Yardage	**2127**	**2093**
Comp-Att-Int	184-268-10	194-301-4
Average per pass	7.9	7.0
Average per catch	11.6	10.8
Average per game	236.3	232.6
TDs Passing	13	14
Total offense	**3605**	**3305**
Average per play	5.9	5.5
Average per game	400.6	367.2
Kick returns: #-Yards	**22-485**	**8-150**
Punt returns: #-Yards	**13-263**	**7-126**
Int returns: #-Yards	**4-2**	**10-58**
Fumbles-Lost	**7-3**	**12-6**
Penalties-Yards	**67-640**	**54-497**
Punts-Avg	**31-47.1**	**35-44.1**
Time of possession / game	**31:21**	**28:39**
3rd-down conversion	**47/112**	**61/135**
4th-down conversion	**10/17**	**10/18**
PAT-attempts	**(35-35) 100%**	**(26-26) 100%**
2-point conversion-attempts	**(1-2) 50%**	**(3-3) 100%**

Interceptions

Player	no.	yds	avg	td	lg
DJ Coleman	2	1	0.5	0	1
Dijon Johnson	1	1	1.0	0	1
Cormani McClain	1	0	0.0	0	0
Total	**4**	**2**	**0.5**	**0**	**1**
Opponents	**10**	**58**	**5.8**	**0**	**23**

2026-27 Florida Football
Combined Team Statistics
All games

Field Goals

Player	fg	pct.	01-19	20-29	30-39	40-49	50-99	lg	blk
Patrick Durkin	11-12	91.7	0-0	6-6	0-0	4-5	1-1	53	0
Opponents	**14-18**	**77.8**	**0-0**	**3-3**	**5-6**	**4-6**	**2-3**	**52**	**0**

Scoring

			PAT						
Player	**td**	**fg**	**kick**	**rush**	**rcv**	**pass**	**dxp**	**saf**	**pts**
Jadan Baugh	14	-	-	-	-	1	-	-	84
Patrick Durkin	-	11-12	34-34	-	-	-	-	-	67
Dallas Wilson	4	-	-	-	1	-	-	-	26
Vernell Brown III	4	-	-	-	-	-	-	-	24
Duke Clark	4	-	-	-	-	-	-	-	24
Aaron Philo	3	-	-	-	-	-	-	-	18
Lacota Dippre	2	-	-	-	-	-	-	-	12
Bailey Stockton	2	-	-	-	-	-	-	-	12
TJ Abrams	1	-	-	-	-	-	-	-	6
Amir Jackson	1	-	-	-	-	-	-	-	6
Tramell Jones Jr.	1	-	-	-	-	-	-	-	6
Micah Jones	1	-	-	-	-	-	-	-	6
Liam Padron	-	-	1-1	-	-	-	-	-	1
Total	**37**	**11-12**	**35-35**	**0**	**1**	**1**	**0**	**0**	**292**
Opponents	**29**	**14-18**	**26-26**	**0**	**3**	**3**	**0**	**0**	**248**

Score by Periods

Team	1st	2nd	3rd	4th	OT	TOT
Florida	54	103	59	76	0	292
Opponents	36	95	53	64	0	248

Punting

Player	no.	yds	avg	lg	tb	fc	i20	50+	blk
Alec Clark	31	1460	47.1	75	1	14	14	10	0
Total	**31**	**1460**	**47.1**	**75**	**1**	**14**	**14**	**10**	**0**
Opponents	**35**	**1542**	**44.1**	**62**	**3**	**11**	**8**	**9**	**0**

Punt Returns

Player	no.	yds	avg	td	lg
Vernell Brown III	5	173	34.6	2	70
Bailey Stockton	6	86	14.3	0	31
Jadan Baugh	1	4	4.0	0	4
Justin Williams	1	0	0.0	0	0
Total	**13**	**263**	**20.2**	**2**	**70**
Opponents	**7**	**126**	**18.0**	**1**	**63**

Kick Returns

Player	no.	yds	avg	td	lg
London Montgomery	18	409	22.7	0	74
Lacota Dippre	2	30	15.0	0	16
Duke Clark	1	23	23.0	0	23
J'Vari Flowers	1	23	23.0	0	23
Total	**22**	**485**	**22.0**	**0**	**74**
Opponents	**8**	**150**	**18.8**	**0**	**25**

All Purpose

Player	g	rush	rcv	pr	kr	ir	total	avg/g
Jadan Baugh	9	836	66	4	0	0	906	100.7
London Montgomery	9	56	14	0	409	0	479	53.2
Dallas Wilson	9	6	465	0	0	0	471	52.3
Vernell Brown III	4	16	271	173	0	0	460	115.0
Bailey Stockton	9	-2	373	86	0	0	457	50.8
Duke Clark	7	293	96	0	23	0	412	58.9
TJ Abrams	9	0	189	0	0	0	189	21.0
Luke Harpring	9	0	165	0	0	0	165	18.3
Amir Jackson	9	0	133	0	0	0	133	14.8
Eric Singleton Jr.	7	10	101	0	0	0	111	15.9
Aaron Philo	8	104	0	0	0	0	104	13.0
Tramell Jones Jr.	8	84	0	0	0	0	84	10.5
Lacota Dippre	9	0	49	0	30	0	79	8.8
Evan Pryor	8	41	28	0	0	0	69	8.6
Byron Louis	2	34	32	0	0	0	66	33.0
Micah Mays Jr.	9	0	57	0	0	0	57	6.3
Kahleil Jackson	9	0	41	0	0	0	41	4.6
Justin Williams	5	0	30	0	0	0	30	6.0
J'Vari Flowers	9	0	0	0	23	0	23	2.6
Anthony Rubio	2	16	0	0	0	0	16	8.0
Alec Clark	9	13	0	0	0	0	13	1.4
Evan Chieca	6	0	11	0	0	0	11	1.8
Micah Jones	1	0	6	0	0	0	6	6.0
Dijon Johnson	6	0	0	0	0	1	1	0.2
DJ Coleman	9	0	0	0	0	1	1	0.1
Total	**9**	**1478**	**2127**	**263**	**485**	**2**	**4355**	**483.9**
Opponents	**9**	**1212**	**2093**	**126**	**150**	**58**	**3639**	**404.3**

Total Offense

Player	g	plays	rush	pass	total	avg/g
Aaron Philo	8	200	104	1367	1471	183.9
Jadan Baugh	9	160	836	0	836	92.9
Tramell Jones Jr.	8	146	84	712	796	99.5
Duke Clark	7	42	293	0	293	41.9
London Montgomery	9	13	56	0	56	6.2
Kahleil Jackson	9	1	0	48	48	5.3
Evan Pryor	8	19	41	0	41	5.1
Byron Louis	2	6	34	0	34	17.0
Anthony Rubio	2	3	16	0	16	8.0
Vernell Brown III	4	3	16	0	16	4.0
Alec Clark	9	1	13	0	13	1.4
Eric Singleton Jr.	7	5	10	0	10	1.4
Dallas Wilson	9	1	6	0	6	0.7
Bailey Stockton	9	1	-2	0	-2	-0.2
Total	**9**	**607**	**1478**	**2127**	**3605**	**400.6**
Opponents	**9**	**606**	**1212**	**2093**	**3305**	**367.2**

Team Defense

			Tackles				Sacks	Pass defense			Fumbles		blkd	
##	Player	gp	ua	a	tot	tfl/yds	no-yds	int-yds	brup	qbh	fr-yds	ff	kick	saf
5	Myles Graham	9	39	31	70	5-24	4-23	.	.	3	2-42	1	.	.
8	Aaron Chiles	9	24	28	52	4-10	.	.	3	3	1-0	1	.	.
33	DJ Coleman	9	20	19	39	1.5-2	.	2-1	3	.	.	1	.	.
0	Jayden Woods	9	22	15	37	8-26	4.5-18	.	.	4	.	1	.	.
20	Kanye Clark	9	17	12	29	2.5-5	.	.	2	3	1-0	.	.	.
25	Cormani McClain	9	22	7	29	2-4	.	1-0	2	.	.	.	.	.
1	Bryce Thornton	8	20	8	28	.	.	.	3	.	.	.	.	.
43	Alfonzo Allen Jr.	9	15	12	27	.	.	.	.	.	.	.	.	.
29	Jaden Robinson	7	9	17	26	4-12	1.5-7	.	2	3	.	.	.	.
90	Brendan Bett	9	10	16	26	5-21	0.5-3	.	2	3	.	1	.	.
12	Ben Hanks III	9	19	6	25	1.5-1	0.5-0	.	4	.	.	.	.	.
2	Lagonza Hayward	9	14	11	25	3-5	.	.	3	.	.	.	.	.
91	Jeramiah McCloud	8	9	13	22	1.5-5	0.5-3	.	3	6	.	.	.	.
24	Kamran James	9	10	9	19	3-8	2-5	.	.	3	.	1	.	.
99	Emmanuel Oyebadejo	8	9	8	17	6.5-26	4.5-21	.	3	6	.	1	.	.
7	Ty Jackson	8	12	5	17	2-1	1-0	.	.	.	.	1	.	.
11	LJ McCray	9	10	3	13	4.5-16	2.5-13	.	1	2	.	.	.	.
22	Kofi Asare	9	5	5	10	0.5-4	0.5-4	.	.	.	.	.	.	.
27	Dijon Johnson	6	3	7	10	.	.	1-1	3	.	.	.	.	.
97	Joseph Mbatchou	9	6	4	10	1.5-2	.	.	.	1	.	.	.	.
6	J'Vari Flowers	9	5	4	9	0.5-0	.	.	3	.	.	.	.	.
44	Myles Johnson	9	6	3	9	1-4	.	.	.	.	2-3	.	.	.
93	DK Kalu	9	2	5	7	2.5-11	1.5-9	.	.	1	.	1	.	.
56	Stive-Bentley Keumajou-Yondui	4	3	4	7	1-1	.	.	1	.	.	.	.	.
95	Jamari Lyons	9	1	4	5	1-2	0.5-1	.	.	.	.	.	.	.
9	Drake Stubbs	8	3	1	4	.	.	.	.	.	.	.	.	.
14	KJ Ford	8	1	3	4	.	.	.	.	.	.	1	.	.
26	Jordy Lowery	3	2	.	2	.	.	.	.	.	.	.	.	.
10	Cam Dooley	6	2	.	2	.	.	.	.	.	.	.	.	.
22	Kahleil Jackson	9	.	1	1	.	.	.	.	.	.	.	.	.
53	Bryce Lovett	9	1	.	1	.	.	.	.	.	.	.	.	.
3	Bailey Stockton	9	1	.	1	.	.	.	.	.	.	.	.	.
67	TJ Shanahan Jr.	9	1	.	1	.	.	.	.	.	.	.	.	.
4	TJ Abrams	9	1	.	1	.	.	.	.	.	.	.	.	.
20	Duke Clark	7	1	.	1	.	.	.	.	.	.	.	.	.
49	Jalen Wiggins	1	.	1	1	.	.	.	.	.	.	.	.	.
33	Brian Case	7	1	.	1	.	.	.	.	.	.	.	.	.
	Totals	**9**	**326**	**262**	**588**	**62-190**	**24-107**	**4-2**	**38**	**38**	**6-45**	**10**	**0**	**0**
	Opponents	9	356	250	606	53-207	16-113	10-58	21	17	3-66	4	0	0

2026-27 Florida Football
Games Played
All games

##	Player	GP-GS	FAU	Campb	AU	UM	MO	SC	TX	UG	OK
0	Jayden Woods	9/9	START	START	START	START	START	START	START	START	START
1	Bryce Thornton	8/8	START	START	START	START	...	START	START	START	START
1	Vernell Brown III	4/3	XXX	START	START	START	...	...	...	...	...
2	Eric Singleton Jr.	7/4	START	...	...	XXX	XXX	XXX	START	START	START
2	Lagonza Hayward	9/1	XXX	XXX	XXX	XXX	START	XXX	XXX	XXX	XXX
3	Bailey Stockton	9/3	XXX	XXX	XXX	XXX	START	START	START	XXX	XXX
3	Onis Konanbanny	1/0	...	XXX	...	...	...	...	...	...	...
4	TJ Abrams	9/2	XXX	XXX	XXX	XXX	START	START	XXX	XXX	XXX
5	Micah Mays Jr.	9/1	XXX	XXX	XXX	XXX	XXX	XXX	XXX	START	XXX
5	Myles Graham	9/9	START	START	START	START	START	START	START	START	START
6	J'Vari Flowers	9/0	XXX	XXX	XXX	XXX	XXX	XXX	XXX	XXX	XXX
6	Dallas Wilson	9/9	START	START	START	START	START	START	START	START	START
7	Amir Jackson	9/4	START	START	START	XXX	XXX	START	XXX	XXX	XXX
7	Ty Jackson	8/1	XXX	XXX	...	XXX	XXX	XXX	XXX	START	XXX
8	Aaron Chiles	9/9	START	START	START	START	START	START	START	START	START
9	Tramell Jones Jr.	8/2	XXX	XXX	...	XXX	XXX	XXX	START	XXX	START
9	Drake Stubbs	8/0	XXX	XXX	XXX	XXX	XXX	XXX	XXX	XXX	...
10	Aaron Williams	0/0	...	...	...	...	...	...	...	...	...
10	Cam Dooley	6/0	XXX	XXX	...	...	XXX	XXX	...	XXX	XXX
11	LJ McCray	9/1	START	XXX	XXX	XXX	XXX	XXX	XXX	XXX	XXX
11	Will Griffin	0/0	...	...	...	...	...	...	...	...	...
12	Aaron Philo	8/7	START	START	START	START	START	START	...	START	XXX
12	Ben Hanks III	9/9	START	START	START	START	START	START	START	START	START
13	Jadan Baugh	9/9	START	START	START	START	START	START	START	START	START
14	KJ Ford	8/0	XXX	XXX	XXX	...	XXX	XXX	XXX	XXX	XXX
15	Luke Harpring	9/1	XXX	XXX	XXX	XXX	XXX	XXX	XXX	XXX	START
15	CJ Bronaugh	1/0	XXX	...	...	...	...	...	...	...	...
16	TJ Bullard	9/0	XXX	XXX	XXX	XXX	XXX	XXX	XXX	XXX	XXX
16	Aidan Warner	0/0	...	...	...	...	...	...	...	...	...
17	Lacota Dippre	9/8	START	START	START	START	START	XXX	START	START	START
17	Titus Bullard	0/0	...	...	...	...	...	...	...	...	...
18	Davian Groce	0/0	...	...	...	...	...	...	...	...	...
19	Jaylen Lloyd	0/0	...	...	...	...	...	...	...	...	...
20	Kanye Clark	9/7	START	START	START	START	XXX	START	START	XXX	START
20	Duke Clark	7/1	XXX	XXX	XXX	START	XXX	XXX	...	...	XXX
21	Evan Pryor	8/0	XXX	XXX	XXX	XXX	XXX	XXX	XXX	XXX	...
21	CJ Hester	1/0	...	XXX	...	...	...	...	...	...	...
22	Kahleil Jackson	9/0	XXX	XXX	XXX	XXX	XXX	XXX	XXX	XXX	XXX
22	Kofi Asare	9/0	XXX	XXX	XXX	XXX	XXX	XXX	XXX	XXX	XXX
23	Jaden Edgecombe	2/0	...	XXX	...	...	...	...	...	XXX	...
23	Javier Jones	0/0	...	...	...	...	...	...	...	...	...
24	Kamran James	9/4	XXX	START	START	XXX	XXX	XXX	START	XXX	START
24	London Montgomery	9/0	XXX	XXX	XXX	XXX	XXX	XXX	XXX	XXX	XXX
25	Anthony Rubio	2/0	XXX	XXX	...	...	...	...	...	...	...
25	Cormani McClain	9/9	START	START	START	START	START	START	START	START	START
26	Jordy Lowery	3/0	XXX	XXX	...	...	XXX	...	...	...	...
27	Dijon Johnson	6/0	XXX	XXX	XXX	XXX	XXX	XXX	...	...	...
27	Byron Louis	2/0	XXX	XXX	...	...	...	...	...	...	...
28	Elijah Owens	0/0	...	...	...	...	...	...	...	...	...
29	Jaden Robinson	7/0	XXX	XXX	XXX	XXX	XXX	XXX	XXX	...	...
30	Dylan Purter	8/0	XXX	XXX	XXX	XXX	XXX	XXX	XXX	...	XXX
32	Eric Parks	0/0	...	...	...	...	...	...	...	...	...
33	DJ Coleman	9/9	START	START	START	START	START	START	START	START	START
33	Brian Case	7/0	...	XXX	XXX	XXX	XXX	XXX	XXX	XXX	...
34	Kelvin Jimenez	0/0	...	...	...	...	...	...	...	...	...
34	Kaiden Hall	0/0	...	...	...	...	...	...	...	...	...
35	Brayden Slade	1/0	XXX	...	...	...	...	...	...	...	...
36	Vincent Brown Jr.	0/0	...	...	...	...	...	...	...	...	...
37	Javion Toombs	9/0	XXX	XXX	XXX	XXX	XXX	XXX	XXX	XXX	XXX
38	Alec Clark	9/0	XXX	XXX	XXX	XXX	XXX	XXX	XXX	XXX	XXX

##	Player	GP-GS	FAU	Campb	AU	UM	MO	SC	TX	UG	OK
39	Carter Milliron	4/0	...	XXX	XXX	XXX	XXX	...	...	...	...
40	Brandon Rabasco	3/0	XXX	XXX	...	XXX	...	...	...	...	...
40	Jayden Gross	0/0	...	...	...	...	...	...	...	...	...
41	Liam Padron	1/0	XXX	...	...	...	...	...	...	...	...
42	Matthew Kade	1/0	...	XXX	...	...	...	...	...	...	...
43	Alfonzo Allen Jr.	9/1	XXX	XXX	XXX	XXX	START	XXX	XXX	XXX	XXX
44	Myles Johnson	9/0	XXX	XXX	XXX	XXX	XXX	XXX	XXX	XXX	XXX
47	Miller Fealy	0/0	...	...	...	...	...	...	...	...	...
48	Nick Inglis	0/0	...	...	...	...	...	...	...	...	...
48	Erich Seager	0/0	...	...	...	...	...	...	...	...	...
49	Jalen Wiggins	1/0	...	XXX	...	...	...	...	...	...	...
50	Jason Zandamela	5/0	XXX	XXX	...	XXX	...	...	XXX	...	XXX
50	Malik Morris	1/0	...	XXX	...	...	...	...	...	...	...
51	Tyler Chukuyem	0/0	...	...	...	...	...	...	...	...	...
52	Harrison Moore	9/9	START	START	START	START	START	START	START	START	START
52	Dylan Leighton	0/0	...	...	...	...	...	...	...	...	...
53	Bryce Lovett	9/9	START	START	START	START	START	START	START	START	START
54	Javarii Luckas	0/0	...	...	...	...	...	...	...	...	...
54	Lincoln Anderson	8/0	XXX	XXX	XXX	XXX	XXX	XXX	XXX	...	XXX
55	Charles Emanuel	0/0	...	...	...	...	...	...	...	...	...
55	TJ Dice Jr.	8/0	XXX	XXX	XXX	XXX	XXX	XXX	XXX	...	XXX
56	Jahari Medlock	0/0	...	...	...	...	...	...	...	...	...
56	Stive-Bentley Keumajou-Yondui	4/0	...	XXX	...	...	...	XXX	XXX	...	XXX
58	Hunter Solwold	4/0	...	...	...	...	...	XXX	XXX	XXX	XXX
59	Corey Brown	0/0	...	...	...	...	...	...	...	...	...
61	G'Nivre Carr	0/0	...	...	...	...	...	...	...	...	...
63	Caden Jones	9/1	XXX	XXX	XXX	XXX	XXX	XXX	XXX	XXX	START
64	Eagan Boyer	1/0	...	XXX	...	...	...	...	...	...	...
66	Emeka Ugorji	8/8	START	START	START	START	START	START	START	START	...
67	TJ Shanahan Jr.	9/9	START	START	START	START	START	START	START	START	START
68	Fletcher Westphal	0/0	...	...	...	...	...	...	...	...	...
71	Roderick Kearney	9/0	XXX	XXX	XXX	XXX	XXX	XXX	XXX	XXX	XXX
73	Daniel Pierre Louis	3/0	XXX	XXX	...	XXX	...	...	...	...	...
76	Mark Faircloth	5/0	...	XXX	XXX	XXX	XXX	XXX	...	...	...
77	Knijeah Harris	9/9	START	START	START	START	START	START	START	START	START
78	Desmond Green	1/0	...	...	...	...	...	XXX	...	...	...
79	Chancellor Campbell	0/0	...	...	...	...	...	...	...	...	...
80	Jaylen Jordon	0/0	...	...	...	...	...	...	...	...	...
81	Mason Jordan	1/0	...	XXX	...	...	...	...	...	...	...
82	Austin Ciongoli	0/0	...	...	...	...	...	...	...	...	...
83	Justin Williams	5/0	...	XXX	...	...	...	XXX	XXX	XXX	XXX
84	Micah Jones	1/0	XXX	...	...	...	...	...	...	...	...
85	Evan Chieca	6/0	...	...	XXX	XXX	XXX	XXX	XXX	XXX	...
86	Heze Kent	9/0	XXX	XXX	XXX	XXX	XXX	XXX	XXX	XXX	XXX
88	Marquez Daniel	0/0	...	...	...	...	...	...	...	...	...
89	Tripp Brown Jr.	0/0	...	...	...	...	...	...	...	...	...
90	Brendan Bett	9/9	START	START	START	START	START	START	START	START	START
91	Patrick Durkin	9/0	XXX	XXX	XXX	XXX	XXX	XXX	XXX	XXX	XXX
91	Jeramiah McCloud	8/5	XXX	START	START	START	XXX	START	XXX	START	...
92	Sebastian Scott	0/0	...	...	...	...	...	...	...	...	...
93	DK Kalu	9/2	START	XXX	XXX	XXX	XXX	XXX	START	XXX	XXX
94	Kendall Guervil	1/0	...	XXX	...	...	...	...	...	...	...
95	Jamari Lyons	9/1	XXX	XXX	XXX	XXX	START	XXX	XXX	XXX	XXX
96	JaReylan McCoy	0/0	...	...	...	...	...	...	...	...	...
97	Joseph Mbatchou	9/1	XXX	XXX	XXX	XXX	XXX	XXX	XXX	XXX	START
98	Mason Clinton	0/0	...	...	...	...	...	...	...	...	...
99	Emmanuel Oyebadejo	8/4	XXX	...	XXX	START	START	START	XXX	START	XXX

Total Tackles

Player	S-A	Total	FAU	Campb	AU	UM	MO	SC	TX	UG	OK
Myles Graham	39-31	70	4-6	4-2	3-1	5-3	1-4	3-5	3-4	6-1	10-5
Aaron Chiles	24-28	52	1-2	2-1	4-1	3-4	1-4	4-5	1-4	4-2	4-5
DJ Coleman	20-19	39	0-2	-	1-2	1-1	2-5	3-1	1-5	6-2	6-1
Jayden Woods	22-15	37	3-1	2-3	5-1	2-2	1-1	1-2	2-2	4-0	2-3
Cormani McClain	22-7	29	3-1	1-0	1-0	2-0	4-1	5-1	4-2	1-1	1-1
Kanye Clark	17-12	29	2-5	-	1-1	4-0	1-2	2-1	3-3	-	4-0
Bryce Thornton	20-8	28	2-1	1-0	4-2	3-1	DNP	3-2	0-2	5-0	2-0
Alfonzo Allen Jr.	15-12	27	1-2	1-1	2-1	1-3	3-2	3-1	0-1	3-0	1-1
Brendan Bett	10-16	26	2-2	1-0	1-0	0-2	0-6	0-1	2-2	3-1	1-2
Jaden Robinson	9-17	26	2-2	2-1	2-0	0-3	0-6	3-3	0-2	DNP	DNP
Ben Hanks III	19-6	25	4-0	3-0	3-1	2-0	2-0	1-2	1-2	0-1	3-0
Lagonza Hayward	14-11	25	0-2	3-1	2-0	2-1	3-3	0-3	1-1	2-0	1-0
Jeramiah McCloud	9-13	22	2-6	2-2	1-1	1-0	1-3	1-1	-	1-0	DNP
Kamran James	10-9	19	3-1	1-0	1-1	1-0	1-5	-	0-1	3-0	0-1
Ty Jackson	12-5	17	-	2-1	DNP	-	-	1-0	2-1	5-2	2-1
Emmanuel Oyebadejo	9-8	17	1-1	DNP	2-1	0-2	2-0	0-2	1-0	2-0	1-2
LJ McCray	10-3	13	2-0	2-0	1-0	-	0-2	1-0	3-1	-	1-0
Joseph Mbatchou	6-4	10	0-1	1-0	-	-	0-2	1-0	-	1-0	3-1
Kofi Asare	5-5	10	3-2	-	1-0	0-1	1-0	-	-	-	0-2
Dijon Johnson	3-7	10	1-3	0-1	0-1	2-2	-	-	DNP	DNP	DNP
Myles Johnson	6-3	9	2-0	3-1	-	1-1	0-1	-	-	-	-
J'Vari Flowers	5-4	9	2-4	-	1-0	1-0	-	1-0	-	-	-
Stive-Bentley Keumajou-Yondui	3-4	7	DNP	1-0	DNP	DNP	DNP	1-0	1-1	DNP	0-3
DK Kalu	2-5	7	0-2	1-0	1-0	0-1	0-1	0-1	-	-	-
Jamari Lyons	1-4	5	0-2	1-0	-	-	0-1	0-1	-	-	-
Drake Stubbs	3-1	4	-	1-1	-	2-0	-	-	-	-	DNP
KJ Ford	1-3	4	-	1-0	-	DNP	0-3	-	-	-	-
Cam Dooley	2-0	2	2-0	-	DNP	DNP	-	-	DNP	-	-
Jordy Lowery	2-0	2	2-0	-	DNP	DNP	-	DNP	DNP	DNP	DNP
Bailey Stockton	1-0	1	-	-	-	-	-	-	-	1-0	-
TJ Abrams	1-0	1	-	-	-	-	-	1-0	-	-	-
Duke Clark	1-0	1	1-0	-	-	-	-	-	DNP	DNP	-
Brian Case	1-0	1	DNP	-	-	1-0	-	-	-	-	DNP
Bryce Lovett	1-0	1	-	-	1-0	-	-	-	-	-	-
TJ Shanahan Jr.	1-0	1	-	-	-	-	-	-	-	1-0	-
Kahleil Jackson	0-1	1	-	-	-	0-1	-	-	-	-	-
Jalen Wiggins	0-1	1	DNP	0-1	DNP	DNP	DNP	DNP	DNP	DNP	DNP

Rushing

Player	No-Yds/TD	FAU	Campb	AU	UM	MO	SC	TX	UG	OK
Jadan Baugh	160-836/14	14-160/3	14-136/2	26-162/3	29-142/3	12-13/0	15-59/1	25-91/1	17-38/0	8-35/1
Aaron Philo	44-104/3	6-20/1	3-13/1	9-22/0	6-14/1	7-3/0	13-32/0	DNP	-	-
Duke Clark	42-293/3	8-65/1	5-18/0	7-50/1	12-126/1	1-1/0	3-5/0	DNP	DNP	6-28/0
Tramell Jones Jr.	35-84/1	2-3/0	-	DNP	-	1-5/0	2-17/0	10-41/0	9-11/1	11-7/0
Evan Pryor	19-41/0	-	1-4/0	7-20/0	2-6/0	2-10/0	4-0/0	2-4/0	1--3/0	DNP
London Montgomery	13-56/0	3-12/0	3-7/0	1--3/0	1-3/0	1-17/0	-	4-20/0	-	-
Byron Louis	6-34/0	4-16/0	2-18/0	DNP	DNP	DNP	DNP	DNP	DNP	DNP
Eric Singleton Jr.	5-10/0	-	DNP	DNP	-	1--7/0	1-7/0	2-8/0	1-2/0	-
Vernell Brown III	3-16/0	1-14/0	-	1--4/0	1-6/0	DNP	DNP	DNP	DNP	DNP
Anthony Rubio	3-16/0	2-11/0	1-5/0	DNP	DNP	DNP	DNP	DNP	DNP	DNP
Alec Clark	1-13/0	-	1-13/0	-	-	-	-	-	-	-
Dallas Wilson	1-6/1	-	-	-	1-6/1	-	-	-	-	-
Bailey Stockton	1--2/0	-	-	1--2/0	-	-	-	-	-	-

Receiving

Player	No-Yds/TD	FAU	Campb	AU	UM	MO	SC	TX	UG	OK
Bailey Stockton	36-373/2	3-20/1	4-41/0	2-12/0	4-33/0	2-25/0	8-127/1	4-31/0	8-76/0	1-8/0
Dallas Wilson	35-465/3	3-47/0	5-104/1	4-74/1	2-11/0	4-66/1	8-74/0	3-27/0	2-14/0	4-48/0
Vernell Brown III	17-271/2	6-117/1	3-43/1	5-86/0	3-25/0	DNP	DNP	DNP	DNP	DNP
Luke Harpring	14-165/0	1-19/0	3-33/0	1-11/0	2-34/0	3-33/0	2-7/0	1-5/0	1-23/0	-
Eric Singleton Jr.	13-101/0	-	DNP	DNP	1-38/0	1-9/0	1-3/0	6-32/0	4-19/0	-
TJ Abrams	11-189/1	1-63/0	3-33/0	-	1-15/0	3-55/1	2-14/0	-	1-9/0	-
Jadan Baugh	10-66/0	-	-	1-6/0	1-12/0	3-17/0	2-11/0	2-13/0	-	1-7/0
Duke Clark	9-96/1	1-10/1	-	1-9/0	-	3-7/0	-	DNP	DNP	4-70/0
Amir Jackson	7-133/1	1-14/0	-	1-48/0	2-28/1	1-16/0	-	-	2-27/0	-
Micah Mays Jr.	7-57/0	2-15/0	1-1/0	-	-	1-20/0	1-8/0	2-13/0	-	-
Lacota Dippre	6-49/2	-	-	-	-	1-10/0	1-9/0	2-15/2	2-15/0	-
Evan Pryor	6-28/0	-	1-5/0	1-6/0	-	2-3/0	2-14/0	-	-	DNP
Kahleil Jackson	4-41/0	-	2-19/0	-	-	1-11/0	-	1-11/0	-	-
Justin Williams	4-30/0	DNP	2-21/0	DNP	DNP	DNP	-	-	2-9/0	-
London Montgomery	2-14/0	-	-	-	-	-	-	1-8/0	1-6/0	-
Byron Louis	1-32/0	1-32/0	-	DNP	DNP	DNP	DNP	DNP	DNP	DNP
Evan Chieca	1-11/0	DNP	DNP	-	-	1-11/0	-	-	-	DNP
Micah Jones	1-6/1	1-6/1	DNP	DNP	DNP	DNP	DNP	DNP	DNP	DNP

Punt Returns

Player	No-Yds	FAU	Campb	AU	UM	MO	SC	TX	UG	OK
Bailey Stockton	6-86	-	-	-	1-16	-	-	-	2-31	3-39
Vernell Brown III	5-173	-	4-173	1-0	-	DNP	DNP	DNP	DNP	DNP
Jadan Baugh	1-4	-	-	-	-	-	-	1-4	-	-
Justin Williams	1-0	DNP	1-0	DNP	DNP	DNP	-	-	-	-

Kick Returns

Player	No-Yds	FAU	Campb	AU	UM	MO	SC	TX	UG	OK
London Montgomery	18-409	-	-	-	3-128	2-31	2-36	5-105	3-56	3-53
Lacota Dippre	2-30	-	2-30	-	-	-	-	-	-	-
J'Vari Flowers	1-23	-	-	-	1-23	-	-	-	-	-
Duke Clark	1-23	-	-	-	-	-	1-23	DNP	DNP	-

Interceptions Returns

Player	No-Yds	FAU	Campb	AU	UM	MO	SC	TX	UG	OK
DJ Coleman	2-1	1-1	-	-	1-0	-	-	-	-	-
Dijon Johnson	1-1	1-1	-	-	-	-	-	DNP	DNP	DNP
Cormani McClain	1-0	-	-	1-0	-	-	-	-	-	-

Fumble Returns

Player	No-Yds	FAU	Campb	AU	UM	MO	SC	TX	UG	OK
Myles Graham	2-42	-	-	-	1-0	-	-	-	1-42	-
Myles Johnson	2-3	1-0	1-3	-	-	-	-	-	-	-
Aaron Chiles	1-0	-	1-0	-	-	-	-	-	-	-
Kanye Clark	1-0	-	-	-	-	-	-	1-0	-	-

Player	UA-A	Total	FAU	Campb	AU	UM	MO	SC	TX	UG	OK
Emmanuel Oyebadejo	4-1	4.5	-	DNP	2.5-14	-	1-2	-	-	1-5	-
Jayden Woods	3-3	4.5	-	0.5-4	2.5-8	1-3	-	0.5-3	-	-	-
Myles Graham	3-2	4	0.5-0	-	-	-	-	2-9	1-9	-	0.5-5
LJ McCray	2-1	2.5	-	1-3	-	-	-	-	1.5-10	-	-
Kamran James	2-0	2	1-3	-	-	-	1-2	-	-	-	-
Jaden Robinson	1-1	1.5	-	-	1-6	-	-	-	0.5-1	DNP	DNP
DK Kalu	1-1	1.5	-	-	1-7	-	-	0.5-2	-	-	-
Ty Jackson	1-0	1	-	-	DNP	-	-	-	1-0	-	-
Ben Hanks III	0-1	0.5	-	-	-	-	-	-	0.5-0	-	-
Kofi Asare	0-1	0.5	-	-	-	-	-	-	-	-	0.5-4
Brendan Bett	0-1	0.5	-	-	-	-	-	-	0.5-3	-	-
Jeramiah McCloud	0-1	0.5	-	0.5-3	-	-	-	-	-	-	DNP
Jamari Lyons	0-1	0.5	0.5-1	-	-	-	-	-	-	-	-

2026-27 Florida Football
Tackles For Loss Game-by-Game
All games

as of Nov 12, 2026

Player	UA-A	Total	FAU	Campb	AU	UM	MO	SC	TX	UG	OK
Jayden Woods	6-4	8.0	-	0.5-4	3.5-9	2.0-8	0.5-0	0.5-3	-	1.0-2	-
Emmanuel Oyebadejo	6-1	6.5	-	DNP	2.5-14	-	1.0-2	-	1.0-4	1.0-5	1.0-1
Myles Graham	4-2	5.0	0.5-0	-	-	-	-	2.0-9	1.0-9	-	1.5-6
Brendan Bett	3-4	5.0	1.0-10	1.0-2	-	-	1.0-2	-	1.5-6	-	0.5-1
LJ McCray	4-1	4.5	-	2.0-4	-	-	-	-	2.5-12	-	-
Aaron Chiles	4-0	4.0	-	-	-	1.0-4	-	1.0-1	1.0-4	1.0-1	-
Jaden Robinson	3-2	4.0	-	1.0-1	1.0-6	-	0.5-1	1.0-3	0.5-1	DNP	DNP
Lagonza Hayward	3-0	3.0	-	2.0-4	-	-	-	-	-	1.0-1	-
Kamran James	3-0	3.0	2.0-6	-	-	-	1.0-2	-	-	-	-
Kanye Clark	2-1	2.5	-	-	-	-	0.5-0	2.0-5	-	-	-
DK Kalu	2-1	2.5	-	1.0-2	1.0-7	-	-	0.5-2	-	-	-
Ty Jackson	2-0	2.0	-	-	DNP	-	-	-	2.0-1	-	-
Cormani McClain	2-0	2.0	-	-	-	-	-	1.0-1	1.0-3	-	-
Ben Hanks III	1-1	1.5	-	-	1.0-1	-	-	-	0.5-0	-	-
DJ Coleman	1-1	1.5	-	-	-	-	1.0-1	-	-	-	0.5-1
Jeramiah McCloud	1-1	1.5	-	0.5-3	-	1.0-2	-	-	-	-	DNP
Joseph Mbatchou	1-1	1.5	-	-	-	-	0.5-1	-	-	-	1.0-1
Myles Johnson	1-0	1.0	1.0-4	-	-	-	-	-	-	-	-
Stive-Bentley Keumajou-Yondui	1-0	1.0	DNP	-	DNP	DNP	DNP	1.0-1	-	DNP	-
Jamari Lyons	0-2	1.0	1.0-2	-	-	-	-	-	-	-	-
J'Vari Flowers	0-1	0.5	0.5-0	-	-	-	-	-	-	-	-
Kofi Asare	0-1	0.5	-	-	-	-	-	-	-	-	0.5-4

#9 Tramell Jones Jr.	Comp	Att	Int	Pct	Yards	TD	Long	Sacked	Effic.
Fla. Atlantic	4	5	0	80.0	68	1	32	0-0	260.2
Campbell	8	11	1	72.7	58	0	20	0-0	98.8
Missouri	5	5	0	100.0	86	1	42	0-0	310.5
South Carolina	6	8	1	75.0	40	0	13	0-0	92.0
Texas	22	35	0	62.9	155	2	17	1-11	118.9
Georgia	18	25	1	72.0	172	0	23	4-19	121.8
Oklahoma	10	22	2	45.5	133	0	33	3-26	78.1
Totals	**73**	**111**	**5**	**65.8**	**712**	**4**	**42**	**8-56**	**122.5**

#12 Aaron Philo	Comp	Att	Int	Pct	Yards	TD	Long	Sacked	Effic.
Fla. Atlantic	16	21	1	76.2	275	3	63	0-0	223.8
Campbell	16	21	0	76.2	242	2	40	0-0	204.4
Auburn	15	22	1	68.2	204	1	37	2-7	152.0
Ole Miss	16	23	0	69.6	196	1	38	0-0	155.5
Missouri	21	34	0	61.8	197	1	24	3-26	120.1
South Carolina	21	28	1	75.0	227	1	59	3-24	147.7
Georgia	5	7	2	71.4	26	0	10	0-0	45.5
Totals	**110**	**156**	**5**	**70.5**	**1367**	**9**	**63**	**8-57**	**156.7**

#22 Kahleil Jackson	Comp	Att	Int	Pct	Yards	TD	Long	Sacked	Effic.
Auburn	1	1	0	100.0	48	0	48	0-0	503.2
Totals	**1**	**1**	**0**	**100.0**	**48**	**0**	**48**	**0-0**	**503.2**

Florida Inside Opponent Red-Zone

Date	Opponent		Score	Times In RZ	Times Scored	Total Pts	TDs	Rush TDs	Pass TDs	FGs Made	Failed to score inside RZ FGA	Down	Int	Fumb	Half	Game
09/05/2026	Fla. Atlantic	W	66-21	8	8	56	8	5	3	0	0	0	0	0	0	0
09/12/2026	Campbell	W	52-3	4	4	24	3	2	1	1	1	0	0	0	0	0
09/19/2026	at Auburn	W	44-39	5	5	27	3	2	1	2	2	0	0	0	0	0
09/26/2026	Ole Miss	W	52-28	7	6	42	6	5	1	0	0	1	0	0	0	0
10/03/2026	at Missouri	L	17-45	2	2	10	1	0	1	1	1	0	0	0	0	0
10/10/2026	South Carolina	L	19-38	3	2	9	1	1	0	1	1	0	0	1	0	0
10/17/2026	at Texas	W	27-24	4	4	24	3	1	2	1	1	0	0	0	0	0
10/31/2026	vs Georgia	L	8-27	2	1	8	1	1	0	0	0	0	1	0	0	0
11/07/2026	Oklahoma	L	7-23	2	1	7	1	1	0	0	0	0	1	0	0	0
	Totals 33 of 37 (89.2%)			**37**	**33**	**207**	**27**	**18**	**9**	**6**	**6**	**1**	**2**	**1**	**0**	**0**

Opponents Inside Florida Red-Zone

Date	Opponent		Score	Times In RZ	Times Scored	Total Pts	TDs	Rush TDs	Pass TDs	FGs Made	Failed to score inside RZ FGA	Down	Int	Fumb	Half	Game
09/05/2026	Fla. Atlantic	W	66-21	4	3	21	3	2	1	0	0	0	0	1	0	0
09/12/2026	Campbell	W	52-3	3	1	3	0	0	0	1	2	0	0	1	0	0
09/19/2026	Auburn	W	44-39	4	4	24	3	1	2	1	1	0	0	0	0	0
09/26/2026	Ole Miss	W	52-28	4	4	25	3	2	1	1	1	0	0	0	0	0
10/03/2026	Missouri	L	17-45	3	3	18	2	2	0	1	1	0	0	0	0	0
10/10/2026	South Carolina	L	19-38	4	4	24	3	1	2	1	1	0	0	0	0	0
10/17/2026	Texas	W	27-24	2	2	10	1	0	1	1	1	0	0	0	0	0
10/31/2026	Georgia	L	8-27	5	4	20	2	2	0	2	2	0	0	1	0	0
11/07/2026	Oklahoma	L	7-23	3	3	17	2	0	2	1	1	0	0	0	0	0
	Totals 28 of 32 (87.5%)			**32**	**28**	**162**	**19**	**10**	**9**	**9**	**10**	**0**	**0**	**3**	**0**	**0**

3rd-Down Conversions

Date	Opponent		Score	Overall		1st Qtr		2nd Qtr		3rd Qtr		4th Qtr		Overtime	
09/05/2026	Fla. Atlantic	W	66-21	5-9	55.6	0-1	0.0	0-3	0.0	3-3	100.0	2-2	100.0	0-0	0.0
09/12/2026	Campbell	W	52-3	3-9	33.3	0-2	0.0	1-1	100.0	0-2	0.0	2-4	50.0	0-0	0.0
09/19/2026	at Auburn	W	44-39	7-15	46.7	2-3	66.7	3-6	50.0	1-1	100.0	1-5	20.0	0-0	0.0
09/26/2026	Ole Miss	W	52-28	6-10	60.0	1-3	33.3	3-5	60.0	0-0	0.0	2-2	100.0	0-0	0.0
10/03/2026	at Missouri	L	17-45	6-16	37.5	3-5	60.0	1-4	25.0	1-3	33.3	1-4	25.0	0-0	0.0
10/10/2026	South Carolina	L	19-38	6-13	46.2	1-3	33.3	3-4	75.0	1-4	25.0	1-2	50.0	0-0	0.0
10/17/2026	at Texas	W	27-24	8-19	42.1	0-2	0.0	0-5	0.0	5-6	83.3	3-6	50.0	0-0	0.0
10/31/2026	vs Georgia	L	8-27	4-12	33.3	0-2	0.0	2-3	66.7	2-4	50.0	0-3	0.0	0-0	0.0
11/07/2026	Oklahoma	L	7-23	2-9	22.2	1-3	33.3	0-1	0.0	1-4	25.0	0-1	0.0	0-0	0.0
	Florida			**47-112**	**42.0**	**8-24**	**33.3**	**13-32**	**40.6**	**14-27**	**51.9**	**12-29**	**41.4**	**0-0**	**0.0**
	Opponents			**61-135**	**45.2**	**14-36**	**38.9**	**21-39**	**53.8**	**15-32**	**46.9**	**11-28**	**39.3**	**0-0**	**0.0**

4th-Down Conversions

Date	Opponent		Score	Overall		1st Qtr		2nd Qtr		3rd Qtr		4th Qtr		Overtime	
09/05/2026	Fla. Atlantic	W	66-21	2-2	100.0	0-0	0.0	2-2	100.0	0-0	0.0	0-0	0.0	0-0	0.0
09/12/2026	Campbell	W	52-3	1-2	50.0	1-1	100.0	0-0	0.0	0-1	0.0	0-0	0.0	0-0	0.0
09/19/2026	at Auburn	W	44-39	3-3	100.0	0-0	0.0	1-1	100.0	0-0	0.0	2-2	100.0	0-0	0.0
09/26/2026	Ole Miss	W	52-28	0-1	0.0	0-1	0.0	0-0	0.0	0-0	0.0	0-0	0.0	0-0	0.0
10/03/2026	at Missouri	L	17-45	0-1	0.0	0-0	0.0	0-1	0.0	0-0	0.0	0-0	0.0	0-0	0.0
10/10/2026	South Carolina	L	19-38	1-2	50.0	0-0	0.0	0-0	0.0	1-1	100.0	0-1	0.0	0-0	0.0
10/17/2026	at Texas	W	27-24	2-2	100.0	0-0	0.0	2-2	100.0	0-0	0.0	0-0	0.0	0-0	0.0
10/31/2026	vs Georgia	L	8-27	1-2	50.0	0-0	0.0	0-0	0.0	0-0	0.0	1-2	50.0	0-0	0.0
11/07/2026	Oklahoma	L	7-23	0-2	0.0	0-0	0.0	0-0	0.0	0-1	0.0	0-1	0.0	0-0	0.0
	Florida			**10-17**	**58.8**	**1-2**	**50.0**	**5-6**	**83.3**	**1-3**	**33.3**	**3-6**	**50.0**	**0-0**	**0.0**
	Opponents			**10-18**	**55.6**	**2-3**	**66.7**	**1-4**	**25.0**	**3-3**	**100.0**	**4-8**	**50.0**	**0-0**	**0.0**

Time of Possession

Date	Opponent		Score	Overall	1st Qtr	2nd Qtr	3rd Qtr	4th Qtr	Overtime
09/05/2026	Fla. Atlantic	W	66-21	31:36	07:34	07:18	06:39	10:05	00:00
09/12/2026	Campbell	W	52-3	28:25	08:05	06:47	04:26	09:07	00:00
09/19/2026	at Auburn	W	44-39	39:16	03:38	17:54	07:55	09:49	00:00
09/26/2026	Ole Miss	W	52-28	36:59	09:33	10:08	03:07	14:11	00:00
10/03/2026	at Missouri	L	17-45	28:20	07:54	07:24	06:16	06:46	00:00
10/10/2026	South Carolina	L	19-38	29:23	04:10	08:49	06:53	09:31	00:00
10/17/2026	at Texas	W	27-24	38:11	03:50	12:23	09:32	12:26	00:00
10/31/2026	vs Georgia	L	8-27	27:50	03:02	08:47	10:38	05:23	00:00
11/07/2026	Oklahoma	L	7-23	22:10	07:38	04:57	07:32	02:03	00:00
	Florida		**Total**	**282:10**	**55:24**	**84:27**	**62:58**	**79:21**	**00:00**
			Avg.	**31:21**	**06:09**	**09:23**	**07:00**	**08:49**	**00:00**
	Opponents		**Total**	**257:51**	**60:53**	**69:16**	**56:16**	**71:26**	**00:00**
			Avg.	**28:39**	**06:46**	**07:42**	**06:15**	**07:56**	**00:00**

2026-27 Florida Football
Team Game-by-Game Comparison
All games

Opponent	Score	First Downs				Rushing	Passing		Total Offense	Return	Turn-
		Total	Rush	Pass	Pen	Number-Yards	Comp-Att.-Int	Yards	Plays-Yards	Yards	Overs
Fla. Atlantic	66-21	30 / 25	11 / 7	14 / 16	5 / 2	41-281 / 37-120	20-26-1 / 34-53-2	343 / 276	67-624 / 90-396	2 / 18	1 / 3
Campbell	52-3	24 / 11	7 / 3	16 / 7	1 / 1	30-214 / 25-62	24-32-1 / 21-38-0	300 / 148	62-514 / 63-210	206 / 0	2 / 2
Auburn	44-39	24 / 22	11 / 6	8 / 14	5 / 2	53-243 / 31-102	16-23-1 / 20-35-1	252 / 271	76-495 / 66-373	0 / 52	1 / 1
Ole Miss	52-28	27 / 25	17 / 8	8 / 13	2 / 4	53-302 / 27-128	16-23-0 / 25-34-1	196 / 298	76-498 / 61-426	167 / 85	0 / 2
Missouri	17-45	19 / 24	5 / 5	12 / 17	2 / 2	25-42 / 36-220	26-39-0 / 23-30-0	283 / 340	64-325 / 66-560	31 / 16	0 / 0
South Carolina	19-38	20 / 22	9 / 8	9 / 14	2 / 0	38-120 / 37-114	27-36-2 / 23-35-0	267 / 279	74-387 / 72-393	59 / 18	3 / 0
Texas	27-24	21 / 13	8 / 6	12 / 5	1 / 2	46-158 / 30-105	22-35-0 / 14-20-0	155 / 173	81-313 / 50-278	109 / 80	0 / 1
Georgia	8-27	15 / 19	3 / 11	10 / 5	2 / 3	28-48 / 42-217	23-32-3 / 13-23-0	198 / 101	60-246 / 65-318	129 / 125	4 / 1
Oklahoma	7-23	11 / 20	5 / 8	5 / 11	1 / 1	25-70 / 40-144	10-22-2 / 21-33-0	133 / 207	47-203 / 73-351	92 / 6	2 / 0
Totals	**292-248**	**191 / 181**	**76 / 62**	**94 / 102**	**21 / 17**	**339-1478 / 305-1212**	**184-268-10 / 194-301-4**	**2127 / 2093**	**607-3605 / 606-3305**	**795 / 400**	**13 / 10**

Opponents	3rd Down Conversion	4th Down Conversion	Time of Possession	TOP Margin	Avg Yds/Rush	Avg Yds/Pass	Avg Yds/Play	Punting Number-Avg	Penalties Number-Yards	Sacks
Fla. Atlantic	5-9 / 11-22	2-2 / 4-7	31:36 / 28:24	03:12	6.9 / 3.2	13.2 / 5.2	9.3 / 4.4	0-0.0 / 3-38.3	3-32.0 / 9-88.0	2 / 0
Campbell	3-9 / 5-18	1-2 / 1-1	28:25 / 31:35	-03:10	7.1 / 2.5	9.4 / 3.9	8.3 / 3.3	2-52.0 / 9-46.8	8-95.0 / 7-55.0	2 / 0
Auburn	7-15 / 6-12	3-3 / 1-2	39:16 / 20:44	18:32	4.6 / 3.3	11.0 / 7.7	6.5 / 5.7	1-28.0 / 2-41.5	16-138.0 / 6-65.0	7 / 2
Ole Miss	6-10 / 4-11	0-1 / 1-2	36:59 / 23:01	13:58	5.7 / 4.7	8.5 / 8.8	6.6 / 7.0	2-56.5 / 3-53.7	8-92.0 / 8-69.0	1 / 0
Missouri	6-16 / 7-13	0-1 / 0-0	28:20 / 31:40	-03:20	1.7 / 6.1	7.3 / 11.3	5.1 / 8.5	8-45.4 / 3-41.3	8-80.0 / 4-50.0	2 / 3
South Carolina	6-13 / 10-16	1-2 / 0-0	29:23 / 30:37	-01:14	3.2 / 3.1	7.4 / 8.0	5.2 / 5.5	3-41.3 / 4-37.3	5-30.0 / 6-53.0	3 / 3
Texas	8-19 / 2-10	2-2 / 1-3	38:11 / 21:49	16:22	3.4 / 3.5	4.4 / 8.7	3.9 / 5.6	6-51.8 / 4-42.3	7-55.0 / 1-15.0	5 / 1
Georgia	4-12 / 6-15	1-2 / 1-2	27:50 / 32:11	-04:21	1.7 / 5.2	6.2 / 4.4	4.1 / 4.9	4-51.3 / 3-49.0	8-78.0 / 4-32.0	1 / 4
Oklahoma	2-9 / 10-18	0-2 / 1-1	22:10 / 37:50	-15:40	2.8 / 3.6	6.0 / 6.3	4.3 / 4.8	5-42.4 / 4-43.3	4-40.0 / 9-70.0	1 / 3
Totals	**47-112 / 61-135**	**10-17 / 10-18**	**282:10 / 257:51**	**24:19**	**4.4 / 4.0**	**7.9 / 7.0**	**5.9 / 5.5**	**31-47.1 / 35-44.1**	**67-640.0 / 54-497.0**	**24 / 16**

Note: Game totals are displayed in the format TEAM/OPPONENT for each category

2026-27 Florida Football
Results and Comparison
All games

	Date	Opponent		Score	Overall	Conf	Time	Attend
	09/05/2026	Fla. Atlantic	W	66-21	1-0	0-0	3:27	90295
	09/12/2026	Campbell	W	52-3	2-0	0-0	3:45	88863
*	09/19/2026	at Auburn	W	44-39	3-0	1-0	3:33	88043
*	09/26/2026	Ole Miss	W	52-28	4-0	2-0	3:33	90683
*	10/03/2026	at Missouri	L	17-45	4-1	2-1	3:24	63609
*	10/10/2026	South Carolina	L	19-38	4-2	2-2	3:49	90311
*	10/17/2026	at Texas	W	27-24	5-2	3-2	3:14	103989
*	10/31/2026	vs Georgia	L	8-27	5-3	3-3	3:19	72541
*	11/07/2026	Oklahoma	L	7-23	5-4	3-4	3:12	90442

		First Downs				Rushing	Passing		Total Offense	Return	Turn-
Opponent	Score	Total	Rush	Pass	Pen	Number-Yards	Comp-Att.-Int	Yards	Plays-Yards	Yards	Overs
Fla. Atlantic	66-21	30 / 25	11 / 7	14 / 16	5 / 2	41-281 / 37-120	20-26-1 / 34-53-2	343 / 276	67-624 / 90-396	2 / 18	1 / 3
Campbell	52-3	24 / 11	7 / 3	16 / 7	1 / 1	30-214 / 25-62	24-32-1 / 21-38-0	300 / 148	62-514 / 63-210	206 / 0	2 / 2
Auburn	44-39	24 / 22	11 / 6	8 / 14	5 / 2	53-243 / 31-102	16-23-1 / 20-35-1	252 / 271	76-495 / 66-373	0 / 52	1 / 1
Ole Miss	52-28	27 / 25	17 / 8	8 / 13	2 / 4	53-302 / 27-128	16-23-0 / 25-34-1	196 / 298	76-498 / 61-426	167 / 85	0 / 2
Missouri	17-45	19 / 24	5 / 5	12 / 17	2 / 2	25-42 / 36-220	26-39-0 / 23-30-0	283 / 340	64-325 / 66-560	31 / 16	0 / 0
South Carolina	19-38	20 / 22	9 / 8	9 / 14	2 / 0	38-120 / 37-114	27-36-2 / 23-35-0	267 / 279	74-387 / 72-393	59 / 18	3 / 0
Texas	27-24	21 / 13	8 / 6	12 / 5	1 / 2	46-158 / 30-105	22-35-0 / 14-20-0	155 / 173	81-313 / 50-278	109 / 80	0 / 1
Georgia	8-27	15 / 19	3 / 11	10 / 5	2 / 3	28-48 / 42-217	23-32-3 / 13-23-0	198 / 101	60-246 / 65-318	129 / 125	4 / 1
Oklahoma	7-23	11 / 20	5 / 8	5 / 11	1 / 1	25-70 / 40-144	10-22-2 / 21-33-0	133 / 207	47-203 / 73-351	92 / 6	2 / 0
Totals	**292-248**	**191 / 181**	**76 / 62**	**94 / 102**	**21 / 17**	**339-1478 / 305-1212**	**184-268-10 / 194-301-4**	**2127 / 2093**	**607-3605 / 606-3305**	**795 / 400**	**13 / 10**

2026-27 Florida Football
All-Purpose Yards Game-by-Game
All games

Player	Total	FAU	Campb	AU	UM	MO	SC	TX	UG	OK
Jadan Baugh	906	160	136	168	154	30	70	108	38	42
London Montgomery	479	12	7	-3	131	48	36	133	62	53
Dallas Wilson	471	47	104	74	17	66	74	27	14	48
Vernell Brown III	460	131	216	82	31	DNP	DNP	DNP	DNP	DNP
Bailey Stockton	457	20	41	10	49	25	127	31	107	47
Duke Clark	412	75	18	59	126	8	28	DNP	DNP	98
TJ Abrams	189	63	33	-	15	55	14	-	9	-
Luke Harpring	165	19	33	11	34	33	7	5	23	-
Amir Jackson	133	14	-	48	28	16	-	-	27	-
Eric Singleton Jr.	111	-	DNP	DNP	38	2	10	40	21	-
Aaron Philo	104	20	13	22	14	3	32	DNP	-	-
Tramell Jones Jr.	84	3	-	DNP	-	5	17	41	11	7
Lacota Dippre	79	-	30	-	-	10	9	15	15	-
Evan Pryor	69	-	9	26	6	13	14	4	-3	DNP
Byron Louis	66	48	18	DNP	DNP	DNP	DNP	DNP	DNP	DNP
Micah Mays Jr.	57	15	1	-	-	20	8	13	-	-
Kahleil Jackson	41	-	19	-	-	11	-	11	-	-
Justin Williams	30	DNP	21	DNP	DNP	DNP	-	-	9	-
J'Vari Flowers	23	-	-	-	23	-	-	-	-	-
Anthony Rubio	16	11	5	DNP	DNP	DNP	DNP	DNP	DNP	DNP
Alec Clark	13	-	13	-	-	-	-	-	-	-
Evan Chieca	11	DNP	DNP	-	-	11	-	-	-	DNP
Micah Jones	6	6	DNP	DNP	DNP	DNP	DNP	DNP	DNP	DNP
Dijon Johnson	1	1	-	-	-	-	-	DNP	DNP	DNP
DJ Coleman	1	1	-	-	-	-	-	-	-	-

NCAA Statistics

Florida - 2026-27 Football Ranking Summary thru games 11/07/2026

Statistic	National Rank	Conference Rank	Value	National Leader	Value	Conference Leader	Value
3rd Down Conversion Pct (138 ranked)	48	8	0.420	Houston	0.593	Georgia	0.524
3rd Down Conversion Pct Defense (138 ranked)	124	15	0.452	Nebraska	0.254	Oklahoma	0.277
4th Down Conversion Pct (138 ranked)	46	9	0.588	Army West Point	0.810	Tennessee Alabama	0.750 0.750
4th Down Conversion Pct Defense (138 ranked)	79	10	0.556	Tennessee	0.231	Tennessee	0.231
Blocked Kicks (40 ranked)				Wisconsin	5	Auburn	3
Blocked Kicks Allowed (138 ranked)	1	1	0	61 teams tied	0	7 teams tied	0
Blocked Punts (13 ranked)				Sacramento St. UCLA Wisconsin	3 3 3	6 teams tied	1
Blocked Punts Allowed (138 ranked)	1	1	0	101 teams tied	0	11 teams tied	0
Completion Percentage (138 ranked)	12	3	0.687	Miami (FL)	0.768	Kentucky	0.694
Defensive TDs (42 ranked)				Alabama Texas Tech	5 5	Alabama	5
Fewest Penalties (138 ranked)	108	12	67	Notre Dame	31	Kentucky	43
Fewest Penalties Per Game (138 ranked)	108	12	7.44	Notre Dame	3.44	Kentucky	4.78
Fewest Penalty Yards (138 ranked)	120	16	640	Fresno St.	286	Kentucky	385
Fewest Penalty Yards Per Game (138 ranked)	121	16	71.11	Fresno St.	31.78	Kentucky	42.78
First Downs Defense (138 ranked)	87	14	181	New Mexico	120	LSU	124
First Downs Offense (138 ranked)	50	7	191	LSU	251	LSU	251
Fumbles Lost (138 ranked)	24	2	3	Nebraska	0	Texas A&M	2
Fumbles Recovered (133 ranked)	31	5	6	UCLA	10	Georgia	9
Kickoff Return Defense (138 ranked)	46	8	18.75	Kentucky	8.00	Kentucky	8.00
Kickoff Returns (138 ranked)	51	5	22.05	Iowa	47.00	Georgia	27.29
Net Punting (138 ranked)	22	5	42.39	Texas A&M	47.12	Texas A&M	47.12
Passes Had Intercepted (135 ranked)	125	15	10	South Fla.	0	Missouri Kentucky	2 2
Passes Intercepted (138 ranked)	106	14	4	New Mexico UCLA	17 17	Alabama	13
Passing Offense (138 ranked)	59	8	236.3	Oregon St.	370.4	LSU	324.9
Passing Yards Allowed (138 ranked)	99	11	232.6	UAB	122.6	Oklahoma	170.7
Passing Yards per Completion (138 ranked)	86	9	11.56	Navy	20.13	Alabama	13.61
Punt Return Defense (138 ranked)	130	16	18.00	Oregon	-0.63	Auburn	0.89
Punt Returns (138 ranked)	6	1	20.23	Temple	22.38	Florida	20.23
Red Zone Defense (138 ranked)	97	10	0.875	Texas A&M	0.619	Texas A&M	0.619
Red Zone Offense (138 ranked)	36	6	0.892	Iowa St.	1.000	Tennessee	0.967
Rushing Defense (138 ranked)	60	12	134.7	Miami (FL)	64.3	Georgia	83.8
Rushing Offense (138 ranked)	57	5	164.2	Air Force	332.0	Tennessee	216.0
Sacks Allowed (138 ranked)	53	4	1.78	Notre Dame	0.22	Missouri	1.00
Scoring Defense (138 ranked)	98	14	27.6	New Mexico	10.9	Georgia	14.0
Scoring Offense (138 ranked)	39	6	32.4	Miami (FL)	45.0	Georgia	41.1
Tackles for Loss Allowed (138 ranked)	99	12	5.89	BYU	1.89	Georgia	2.89
Team Passing Efficiency (138 ranked)	50	8	143.87	Miami (FL)	190.34	Georgia	176.61
Team Passing Efficiency Defense (138 ranked)	84	11	135.55	North Dakota St.	94.20	Texas	108.16
Team Sacks (138 ranked)	24	6	2.67	Tennessee	4.33	Tennessee	4.33
Team Tackles for Loss (138 ranked)	13	3	6.9	Virginia Tech	9.3	Tennessee	8.2
Time of Possession (138 ranked)	36	5	31:21	Air Force	36:28	LSU	32:59

Statistic	National Rank	Conference Rank	Value	National Leader	Value	Conference Leader	Value
Total Defense (138 ranked)	77	13	367.2	New Mexico	240.2	LSU	261.1
Total Offense (138 ranked)	51	6	400.6	North Texas	534.7	LSU	504.1
Turnover Margin (138 ranked)	97	10	-0.33	New Mexico	2.00	Kentucky	1.11
Turnovers Gained (138 ranked)	72	10	10	UCLA	27	Alabama	21
Turnovers Lost (138 ranked)	90	9	13	Notre Dame	2	Missouri	6
Winning Percentage (138 ranked)	54	10	0.556	UCLA Utah	1.000 1.000	Georgia	0.889

Statistic	Player	National Rank	Conference Rank	Value	National Leader	Value	Conference Leader	Value
All Purpose (200 ranked)	Jadan Baugh	45	5	100.67	Dylan Riley, Boise St.	171.89	Jamal Roberts, Missouri	132.89
Blocked Kicks (1 ranked)					9 players tied	2	Jehiem Oatis, Ole Miss	2
Combined Kick Returns (197 ranked)	London Montgomery Vernell Brown III	12 98	1 7	409 173	Michael Scott, James Madison	794	London Montgomery, Florida	409
Completion Percentage (121 ranked)	Aaron Philo	10	3	0.705	Darian Mensah, Miami (FL)	0.768	Sam Leavitt, LSU	0.710
Completions Per Game (150 ranked)	Aaron Philo Tramell Jones Jr.	99 121	14 16	13.75 9.13	Caden Veltkamp, Fla. Atlantic	27.11	Sam Leavitt, LSU	23.89
Field Goal Percentage (126 ranked)	Patrick Durkin	13	4	0.917	Chase Reeves, Liberty	1.000	David Olano, Texas A&M	0.941
Field Goals Per Game (146 ranked)	Patrick Durkin	61	11	1.22	Nolan Hauser, Clemson	3.00	David Olano, Texas A&M	1.78
Forced Fumbles (29 ranked)					Marlin Dean, UAB Sammy Omosigho, UCLA	0.56 0.56	Rasheem Biles, Texas	0.33
Fumbles Recovered (73 ranked)	Myles Graham Myles Johnson Aaron Chiles Kanye Clark	6 6 73 73	2 2 13 13	2 2 1 1	David Santiago, Kansas	4	Chris Cole, Georgia	3
Interceptions Per Game (71 ranked)	DJ Coleman	71	11	0.22	LaDainian Fields, Oklahoma St.	0.78	Ty Bryant, Kentucky Jordan Castell, Kentucky Dejuan Lane, Tennessee	0.44 0.44 0.44
Kickoff Return TDs (5 ranked)					Jaylon Hawkins, San Diego St.	3	Tyriq Green, Georgia	1
Kickoff Returns (37 ranked)	London Montgomery	18	1	22.7	Michael Scott, James Madison	36.2	London Montgomery, Florida	22.7
Passes Defended (30 ranked)					Brent Gordon Jr., Louisiana	1.78	4 players tied	1.11
Passing Efficiency (121 ranked)	Aaron Philo	24	3	156.7	Darian Mensah, Miami (FL)	191.0	Gunner Stockton, Georgia	180.1
Passing TDs (145 ranked)	Aaron Philo Tramell Jones Jr.	90 145	12 17	9 4	Drew Mestemaker, Oklahoma St.	29	Gunner Stockton, Georgia	20
Passing Yards (150 ranked)	Aaron Philo Tramell Jones Jr.	96 150	15 18	1,367 712	Braden Atkinson, Oregon St.	3,169	Sam Leavitt, LSU	2,553
Passing Yards Per Game (150 ranked)	Aaron Philo Tramell Jones Jr.	93 125	14 16	170.9 89.0	Braden Atkinson, Oregon St.	352.1	Sam Leavitt, LSU	283.7
Passing Yards per Completion (121 ranked)	Aaron Philo	42	4	12.43	Michael Hawkins Jr., West Virginia	18.82	Keelon Russell, Alabama	13.72
Points Responsible For (192 ranked)	Jadan Baugh Aaron Philo Patrick Durkin	82 130 155	12 22 24	86 72 67	Drew Mestemaker, Oklahoma St.	204	Trinidad Chambliss, Ole Miss Sam Leavitt, LSU	152 152
Points Responsible For Per Game (199 ranked)	Jadan Baugh Aaron Philo Patrick Durkin	90 101 167	11 12 24	9.6 9.0 7.4	Drew Mestemaker, Oklahoma St.	22.7	Trinidad Chambliss, Ole Miss Sam Leavitt, LSU	16.9 16.9
Punt Return TDs (6 ranked)	Vernell Brown III	1	1	2	5 players tied	2	Vernell Brown III, Florida Vicari Swain, South Carolina	2 2
Punt Returns (51 ranked)					Jojo Bermudez, Temple	24.6	Isaiah Sategna III, Oklahoma Vicari Swain, South Carolina	12.8 12.8
Punting (80 ranked)					Daniel Sparks, Virginia	50.8	Tyler White, Texas A&M	49.6
Receiving TDs (89 ranked)					Jesse Legree, Oregon St. Jeremiah Smith, Ohio St.	14 14	Sanfrisco Magee, Mississippi St.	8
Receiving Yards (150 ranked)	Dallas Wilson	127	20	465	Jesse Legree, Oregon St.	1,209	Cayden Lee, Missouri	835
Receiving Yards Per Game (200 ranked)	Dallas Wilson	133	21	51.7	Jesse Legree, Oregon St.	134.3	Cayden Lee, Missouri	92.8
Receptions Per Game (200 ranked)	Bailey Stockton Dallas Wilson	133 141	20 23	4.00 3.89	Malachi Toney, Miami (FL)	9.13	Cayden Lee, Missouri	6.89
Rush Yards Per Carry (149 ranked)	Jadan Baugh	60	5	5.23	Cole Tabb, Cincinnati	8.92	LaNorris Sellers, South Carolina	6.13
Rushing TDs (150 ranked)	Jadan Baugh	6	1	14	Michael Hawkins Jr., West Virginia	19	Jadan Baugh, Florida	14
Rushing Yards (150 ranked)	Jadan Baugh	17	3	836	Dylan Riley, Boise St.	1,241	Jamal Roberts, Missouri	1,071
Rushing Yards Per Game (199 ranked)	Jadan Baugh Duke Clark	18 188	3 20	92.9 41.9	Dylan Riley, Boise St.	137.9	Jamal Roberts, Missouri	119.0
Sacks (146 ranked)	Emmanuel Oyebadejo Jayden Woods Myles Graham	62 83 107	8 14 19	0.56 0.50 0.44	Colin Simmons, Texas	1.50	Colin Simmons, Texas	1.50
Scoring (200 ranked)	Jadan Baugh Patrick Durkin	16 71	1 11	9.3 7.4	Nate Sheppard, Duke	14.0	Jadan Baugh, Florida	9.3
Solo Tackles (144 ranked)	Myles Graham	49	7	4.33	Kevin Adams III, Tulane	6.33	Elijah Melendez, Auburn	5.22

Statistic	Player	National Rank	Conference Rank	Value	National Leader	Value	Conference Leader	Value
Tackles For Loss (77 ranked)	Jayden Woods	77	12	0.89	Colin Simmons, Texas	2.29	Colin Simmons, Texas	2.29
Total Interceptions (56 ranked)	DJ Coleman	56	8	2	LaDainian Fields, Oklahoma St.	7	Ty Bryant, Kentucky Jordan Castell, Kentucky Dejuan Lane, Tennessee	4 4 4
Total Offense (200 ranked)	Aaron Philo Tramell Jones Jr. Jadan Baugh	101 148 149	14 18 19	183.9 99.5 92.9	Braden Atkinson, Oregon St.	351.3	Sam Leavitt, LSU	321.4
Total Points Scored (149 ranked)	Jadan Baugh Patrick Durkin	14 62	1 11	84 67	Nate Sheppard, Duke	126	Jadan Baugh, Florida	84
Total Tackles (190 ranked)	Myles Graham	65	6	7.8	Jared Lloyd, Missouri St.	11.3	Nicholas Rodriguez, Missouri	11.1
Total Touchdowns (115 ranked)	Jadan Baugh	8	1	14	Nate Sheppard, Duke	21	Jadan Baugh, Florida	14
Yards per Pass Attempt (100 ranked)	Aaron Philo	20	3	8.76	Michael Hawkins Jr., West Virginia	10.86	Gunner Stockton, Georgia	9.47
Yards per Reception (200 ranked)	Dallas Wilson	187	23	13.29	DJ Epps, West Virginia	24.52	DJ Black, South Carolina	20.41