MISSOURI

2026 FOOTBALL GAME NOTES

MIZZOU STRATEGIC COMMUNICATIONS 1 CHAMPIONS DRIVE SUITE 200 COLUMBIA, MO 65211-3110 • MUTIGERS.COM

2026 SCHEDULE/RESULTS

DATE	OPPONENT (TV)	TIME (CT)
Sept. 3	**ARKANSAS-PINE BLUFF** (SECN)	**W**, 54-14
Sept. 11	@ Kansas (FOX)	**W**, 38-21
Sept. 19	**TROY** (SECN+)	**W**, 27-17
Sept. 26	@ #24/#RV Mississippi State * (SECN)	**L**, 24-31
Oct. 3	#8/#8 **FLORIDA *** (ABC)	**W**, 45-17
Oct. 10	**TEXAS A&M *** (ABC)	**W**, 27-6
Oct. 17	@ #9/#10 Ole Miss * (SECN)	**L**, 3-31
Oct. 31	@ Arkansas * (SECN)	**W**, 34-10
Nov. 7	#7/#10/#11 **TEXAS** * (ESPN)	**L**, 20-34
Nov. 14	@ #1/#1/#1 Georgia * (ABC)	**L**, 21-48
Nov. 21	#17/#18 **KENTUCKY** * (SECN)	6:30 P.M.
Nov. 28	#RV/#RV **OKLAHOMA** * (SECN)	3:15 P.M.

Home games in **BOLD CAPS**, played on Faurot Field.

* - Southeastern Conference game

Rankings are displayed as #CFP/#AP/#COACHES starting Nov. 7

ON THE AIR

TV: SEC Network

- Play-by-Play ..... Matt Schumacker
- Analyst ..... Aaron Murray
- Sideline ..... Taylor Davis
- **Online:** WatchESPN.com
- **Mobile App:** ESPN

RADIO: Tiger Radio Network

- Play-by-Play ..... Mike Kelly
- Analyst ..... Howard Richards
- Sideline Reporter ..... Chris Gervino
- **Local:** 1580 AM / 105.1 FM
- **Satellite:** SiriusXM 84
- **App:** Mizzou Tigers / The Varsity Network: Search "Missouri"

LIVE STATS: Mizzou.StatBroadcast.com

SOCIAL MEDIA

- X ..... @MizzouFootball | @CoachDrinkwitz
- Hashtag ..... #MIZ | #STP
- Instagram ..... @MizzouFootball
- Facebook ..... MizzouAthletics | MizzouFootballShowMe
- Web ..... MUTigers.com

STRATEGIC COMMUNICATIONS

JOSH MAXSON ..... Director/Primary Contact
Phone (C) ..... (205) 242-5917
Email ..... josh.maxson@missouri.edu

BROCK BUSICK... Associate Director/Secondary Contact
Phone (C) ..... (515) 979-9812
Email ..... bbusick@missouri.edu

JESSICA CRUSAN... Associate Director/Tertiary Contact
Phone (C) ..... (248) 982-4279
Email ..... jmcnr9@missouri.edu

SIMEON KIRK ..... Student Assistant
Phone (C) ..... (810) 338-7053
Email ..... snkzcp@missouri.edu

GAME 11

MISSOURI TIGERS		No. 17 KENTUCKY WILDCATS
6-4, 3-4 SEC	VS	7-3, 5-3 SEC

SATURDAY, NOVEMBER 21 • 6:30 P.M. CT • FAUROT FIELD AT MEMORIAL STADIUM • COLUMBIA, MO.

MISSOURI TIGERS
AP/Coaches: RV/RV
Head Coach: Eli Drinkwitz
Record at Mizzou: 52-33 (7th Year)
Overall Record: 64-34 (8th Year)

KENTUCKY WILDCATS
AP/Coaches: #17/#18
Head Coach: Will Stein
Record at Kentucky: 7-3 (1st Year)
Overall Record: 7-3 (1st Year)

GAME INFORMATION
Facility: Memorial Stadium
Capacity: 63,609
TV: ABC
Radio: 1580 AM / 105.1 FM / SiriusXM 84
Online: The Varsity Network: Search "Missouri"
Series Record: Mizzou trails, 5-9
In COMO: Mizzou trails, 3-4
Last Meeting: W, 38-21 in Lexington (2023)
Streak: W1
Drinkwitz vs. Kentucky: 2-2

SETTING THE SCENE

The Mizzou football team (6-4, 3-4 SEC) returns home for an SEC matchup against No. 17 Kentucky (7-3, 5-3 SEC) on Saturday, November 21 (6:30 p.m. CT / SEC Network) at Memorial Stadium. The Tigers enter Saturday following a 48-21 setback at No. 1 Georgia on November 14. QB **Austin Simmons** threw three touchdown passes, while WR **Donovan Olugbode** caught four passes for 67 yards and his eighth receiving touchdown of the season. WR **Cayden Lee** added three receptions for 44 yards, increasing his SEC-leading receiving total to 879 yards. LB **Nicholas Rodriguez** recorded seven tackles and Mizzou's lone sack, bringing his season tackle total to 107, which lead the SEC and rank third in the country.

THE COACHES

Already No. 4 on Mizzou's all-time wins list, **Eli Drinkwitz** is in his seventh season as Mizzou's head coach and enters Saturday with a 52-33 mark (64-34 overall). The Alma, Arkansas, native has led the Tigers to bowl eligibility in each of his first seven seasons in Columbia, making him the only MU head coach in program history to achieve that feat. Prior to taking the Mizzou job, Drinkwitz was 12-1 in his lone season as head coach at Appalachian State (2019). Drinkwitz boasts the best home winning percentage (min. four seasons) in program history at .787 and is 37-10 on Faurot Field during his tenure. Since the start of 2023, Drinkwitz and the Tigers have gone 35-13 (.729) - tied for 12th-best nationally over that stretch among P4 schools and Notre Dame.

Kentucky head coach **Will Stein** is in his first season leading the Wildcats, compiling a 7-3 overall record and a 5-3 mark in SEC play. Stein has guided No. 17 Kentucky to bowl eligibility for the first time since 2023 and earned a spot on the Paul "Bear" Bryant National Coach of the Year Award watch list. Before arriving in Lexington, Stein spent three seasons as Oregon's offensive coordinator and quarterbacks coach, helping the Ducks win the 2024 Big Ten championship and reach the College Football Playoff in 2024 and 2025, including a semifinal appearance in 2025. He coached Heisman Trophy finalists Bo Nix and Dillon Gabriel during his tenure. A Louisville native and former Cardinals quarterback, Stein previously coached collegiately at UTSA, Texas and Louisville.

FIRST & TEN: STORYLINES

- The Tigers are 35-14 since the start of 2023 (.714) - tied for 14th-best nationally over that stretch by winning percentage among P4 schools, including Notre Dame.
- Mizzou extended its winning streak against unranked opponents to 29 games with its win over Texas A&M on Oct. 10 - tied for the nation's longest such winning streak over unranked teams with Indiana. However, Mizzou is the only team in the nation undefeated against unranked foes since the start of 2023.
- The Tigers lead the SEC and are tied for No. 8 nationally in turnover margin (+9).
- Mizzou's offensive line has allowed just nine sacks on the season. The Tigers' 0.9 per game average is best in the SEC and ranks eighth-fewest nationally.
- RB **Jamal Roberts** leads FBS with 972 PFF-charted rushing yards after contact, accounting for 81.6% of his PFF-charted rushing yardage through 10 games. Roberts ranks second in the SEC and ninth nationally with 1,133 rushing yards.
- LB **Nicholas Rodriguez** leads the SEC and ranks third nationally with 10.7 tackles per game, totaling 107 stops. He recorded double-digit tackles in eight consecutive contests—the longest streak in Mizzou history—before finishing with seven plus a sack at Georgia.
- WR **Cayden Lee**'s 89.5 PFF receiving grade leads the SEC and ranks sixth nationally among FBS wide receivers with at least 25 targets.
- DT **Donta Simpson** leads the SEC and ranks second nationally with an 89.9 PFF pass-rushing grade among FBS interior defensive linemen with at least 100 pass-rush snaps.
- EDGE **Daeden Hopkins** leads Mizzou with 7.0 sacks, tied for third in the SEC and 21st nationally.
- QB **Austin Simmons**' 82.6 PFF passing grade ranks third in the SEC and 21st nationally among FBS quarterbacks with at least 200 passing attempts.

The **University of Missouri Strategic Communications Office** is ready to assist you in to make the experience of covering MU Athletics productive and rewarding.

UNIVERSITY OF MISSOURI ATHLETICS
Mizzou Arena • Suite 200
One Champions Drive • Columbia, MO 65211-3110

STRATEGIC COMMUNICATIONS

Josh Maxson ..... Director/Primary Contact
(205) 242-5917 ..... josh.maxson@missouri.edu
Brock Busick .....Associate Director/Secondary Contact
(515) 979-9812 ..... bbusick@missouri.edu
Jessica Crusan .....Associate Director/Tertiary Contact
(248) 982-4279 ..... jmcnr9@missouri.edu

CREDENTIALS

Credentials issued by Mizzou Athletics are required to cover all regular-season events that take place on the University of Missouri campus, or an event in which Mizzou has been assigned to distribute credentials.

Credentials are provided to working members of the media to assist in the coverage of Mizzou Athletics events. Credentials do not imply any guarantee to access. Credentials are not transferable and are revocable and must be worn at all times within Memorial Stadium.

Loaning or transferring credentials to another person may result in immediate permanent revocation of media credentials and ejection from the event of the original holder and unauthorized holder of the credentials. Failure to adhere to the requirements of this policy may result in revocation of credentials for the representative and their outlet. All credentials are subject to space availability restrictions in working media areas at various facilities. Media credentials should be requested by Tuesday of game week via Sports Systems' online SEC portal (sportssystems.com/clients/seccredentials).

MEDIA PARKING

Media parking is located at Tiger Avenue Parking Structure (TAPS), at the corner of Tiger Avenue and Hospital Drive The main entrance is on the east side of the building. All parking passes are digital and distributed via email. Parking requests are available through the same online request system for single-game and season credentials.

MEDIA WILL CALL

Game day media will call is located at Gate 5W, on the west side of Memorial Stadium. Home game credentials can typically be picked up on Fridays at the south entrance of Mizzou Arena. Contact **Jessica Crusan** to arrange for pickup prior to game days.

PRESS BOX

The Memorial Stadium / Faurot Field press box is located on the sixth floor of the west side of the stadium. On game days, the facility opens to the working media three hours prior to kickoff. The space is accessible using the elevator at Gate 5W. Mizzou Athletics will provide a meal, drinks and snacks during the game.

POSTGAME

Postgame interviews with Mizzou head coach **Eli Drinkwitz** and select student-athletes will be held in SEZ Defensive Meeting Room following a brief cooling-off period. Unauthorized in-game and postgame interviews on the field are prohibited. Visiting team post-game media availability is subject to the direction of the visiting communications staff. The visiting team's postgame interview room is located in the southeast tunnel (labeled 020), across from the visiting locker room.

MOBILE APP

The Mizzou Tigers app for iPhone, iPad and Android devices offers fans a wide variety of information on the Tigers. The free app is available in the App Store and Google Play and required to receive MU digital parking.

TIGER TALK RADIO SHOW

The hour-long program airs weekly through the season from Harpo's Bar & Grill in Columbia. Shows run from 7-8 p.m. CT on Tuesdays. Hosted by Mike Kelly, fans can listen to the show via KTGR 105.1 FM/KTGR 1580 AM, or watch via the Mizzou Athletics Facebook page.

WEEKLY PRESS CONFERENCE

Head coach **Eli Drinkwitz** will be available to the media every Tuesday during the season, with the exception of MU's bye week. Drinkwitz's press conferences will take place in the SEZ Defensive Meeting Room on the second level of the building and will be streamed live on X via @MizzouFootball. Players will be made available immediately following Coach Drinkwitz's press conference. Please make any player requests through **Brock Busick** before 10 a.m. (CT) on Mondays.

SEC TELECONFERENCE

The 16 SEC coaches will be featured on a media teleconference once every three weeks on Wednesdays during the regular season from 10:30 a.m. - 1:10 p.m. (CT).
Dates: Sept. 2, Sept. 23; Oct. 7, Oct. 28; Nov. 18

TIME	COACH	SCHOOL
10:30 a.m.	Kirby Smart	Georgia
10:40 a.m.	Brent Venables	Oklahoma
10:50 a.m.	Josh Heupel	Tennessee
11:00 a.m.	***Eli Drinkwitz***	***Missouri***
11:10 a.m.	Shane Beamer	South Carolina
11:20 a.m.	Will Stein	Kentucky
11:30 a.m.	Jon Sumrall	Florida
11:40 a.m.	Kalen DeBoer	Alabama
11:50 a.m.	Jeff Lebby	Mississippi State
12:00 p.m.	Alex Golesh	Auburn
12:10 p.m.	Pete Golding	Ole Miss
12:20 p.m.	Clark Lea	Vanderbilt
12:30 p.m.	Steve Sarkisian	Texas
12:40 p.m.	Mike Elko	Texas A&M
12:50 p.m.	Lane Kiffin	LSU
1:00 p.m.	Ryan Silverfield	Arkansas

ON THE WEB

Information on the Mizzou football team is available at MUTigers.com. To receive the MU updates via email, please send a request to **Dave Matter** or **Josh Maxson**. Information on the Southeastern Conference is available through the league's web site at SECSports.com.

QUICK FACTS

GENERAL

Location ..... Columbia, Mo.
Founded 1839
2025-26 Enrollment 32,105
Nickname ..... Tigers
Colors ..... Black & Gold
Mascot ..... Truman the Tiger
Stadium ..... Memorial Stadium/Faurot Field (1926)
2026 Capacity / All-Time Record .... 63,609 / 341-201-19
Surface ..... Artificial (AstroTurf)
Affiliation ..... NCAA FBS
Conference ..... Southeastern
Chancellor ..... Dr. Mun Y. Choi
Director of Athletics ..... Laird Veatch
Faculty Athletic Rep ..... Pamela Bruzina
Official Website ..... MUTigers.com

HISTORY

First Year of Football 1890
Post NCAA action, overall record 728-600-52
Pre NCAA action, overall record 737-602-52
No. of Bowl Appearances (Record) 38 (17-21)
Last Bowl Appearance .... Dec. 27, 2025 (TaxSlayer Gator)
Result ..... L, 7-13 to #19/#20/#21 Virginia

Due to NCAA action, MU vacated five wins from the 2015 season (5-7 overall, 1-7 SEC) and four wins from the 2016 season (4-8 overall, 2-6 SEC).

TEAM INFORMATION

2025 Record 8-5
SEC Record / Finish ..... 4-4 / T-8th
Offense / Defense: ..... Multiple / Multiple
Starters Returning (9) ..... 5 (O) / 2 (D) / 2 (ST)
Starters Lost (17) ..... 6 (O) / 10 (D) / 1 (ST)

COACHING STAFF

Head Coach ..... Eli Drinkwitz
Alma Mater ..... Arkansas Tech, '04
Record at MU / Year 52-33/7th
Career Record / Year 64-34/8th
Football Office Phone ..... (573) 882-2214
X ..... @CoachDrinkwitz
Defensive Coordinator ..... Corey Batoon
Offensive Coordinator ..... Chip Lindsey
Special Teams Coordinator ..... John Papuchis
Assistant Head Coach / CB ..... Al Pogue
Assistant Coach / TE ..... Alex Atkins
Assistant Coach / DT ..... David Blackwell
Assistant Coach / EDGE ..... Brian Early
Assistant Coach / DEF. LINE ..... Chop Harbin
Assistant Coach / OFF. LINE ..... Brandon Jones
Assistant Coach / RB ..... Curtis Luper
Assistant Coach / LB ..... Derek Nicholson
Assistant Coach / WR / Rec. Coordinator .... Jacob Peeler
Assistant Coach / QB ..... Garrett Riley
Assistant Coach / S ..... Jacob Yoro

SCOUTING KENTUCKY

- The Wildcats enter 7-3 overall (5-3 SEC) following consecutive losses at Tennessee and vs. Florida.
- Kentucky's offense is led by QB **Kenny Minchey**, who has completed 201-of-292 passes for 2,160 yards, 15 touchdowns and two interceptions. He is completing 68.8 percent of his attempts and has added three rushing TD.
- WR **Kenny Darby** leads the Wildcats with 601 receiving yards on 49 receptions, averaging 60.1 yards per game with three touchdowns. TE **Willie Rodriguez** leads Kentucky with 50 receptions, totaling 467 yards and three TD.
- Kentucky is averaging 28.3 points and 369.4 yards of total offense per contest, including 153.4 rushing yards and 216.0 passing yards.
- Defensively, the Wildcats are allowing 25.3 points and 362.0 total yards per game, surrendering 135.7 rushing yards and 226.3 passing yards per contest.
- Kentucky has recorded 23 sacks and forced 18 turnovers, including 12 interceptions and six fumble recoveries. DBs **Jordan Castell** and **Ty Bryant** share the team lead with four interceptions apiece.
- The Wildcats have scored on 35-of-42 red-zone opportunities, including 27 TD.
- Kentucky is converting 36.2 percent of its third-down opportunities, moving the chains on 42-of-116 attempts.

SEC GAUNTLET

- The Tigers face one of the nation's toughest schedules for the 2026 season, featuring five opponents who were ranked inside the preseason AP Top 10: No.3 Georgia, No. 5 Texas, No. 8 Texas A&M, No. 9 Ole Miss and No. 10 Oklahoma.
- *ESPN* ranked the Tigers' schedule 12th-toughest nationally while *Phil Steele* ranked Mizzou's schedule the 21st-toughest in the country entering the season.

AMONG THE ELITE

- Since the start of 2023, the Tigers are 35-14 (.714), tied for 14th-best nationally over that period amongst Power 4 programs, including Notre Dame.
- Out of the teams below, Mizzou (35) is second only to BYU (36) in number of wins without a College Football Playoff appearance over the same stretch.

WIN PERCENTAGE SINCE 2023 (NATIONAL LEADERS)

NO.	TEAM	WIN %	RECORD
1.	Georgia	.865	45-7
2.	Oregon	.849	45-8
3.	Notre Dame	.843	43-8
4.	Ohio State	.830	44-9
5.	Texas	.811	43-10
6.	Ole Miss	.784	40-11
7.	Alabama	.769	40-12
8.	Indiana	.765	39-12
9.	Miami	.750	39-13
10.	SMU	.745	38-13
11.	BYU	.735	36-13
12.	Michigan	.726	37-14
13.	Texas Tech	.720	36-14
14.	**Mizzou**	**.714**	**35-14**
	Tennessee	.714	35-14
16.	Utah	.708	34-14
17.	Iowa	.700	35-15
	Louisville	.700	35-15

ANOTHER SOLD-OUT ZOU

- Mizzou's game versus Texas marked yet another sellout for the Tigers, extending MU's program-record sellout streak to 25 games.

MIZZOU LONGEST HOME SELLOUT STREAKS

NO.	STARTED	ENDED	STREAK
1.	**Sept. 16, 2023**	**--**	**25 games**
2.	Nov. 23, 1974	Sept. 16, 1978	18 games
3.	Nov. 18, 1967	Sept. 11, 1971	17 games

- The Tigers have recorded back-to-back season sellouts.
- Prior to 2024, Mizzou had not accomplished a season sellout since 1979.
- The sellout on Nov. 8, 2025 vs. No. 3 Texas A&M extended the streak to a program record 19 games before it ultimately extended to 20 games against Mississippi State in the 2025 home finale on Nov. 15.
- Due to reduced capacity during construction of the north end zone project during the 2025 season, Mizzou fell just short of the single-season attendance record.

MIZZOU SINGLE-SEASON HOME ATTENDANCE

NO.	SEASON	TOTAL	AVG.
1.	2012	472,333	67,476
2.	**2025**	**458,568**	***57,321**
2.	2014	456,996	65,285
3.	2013	444,532	63,505
4.	2024	438,347	62,621
5.	1981	432,511	61,787
6.	2023	421,184	60,169

MATCHING THEM UP

MISSOURI (6-4, 3-4 SEC)

2026 TEAM STATISTICS	MIZ	OPP
Points per Game	29.3	22.9
First Downs	205	194
Rushing YPG	152.6	104.4
Passing YPG	249.3	239.8
Total YPG	401.9	344.2
Fumbles-Lost	11-4	20-9
Penalties/YPG	63/58.2	72/66.4
Time of Possession	30:08	29:52

INDIVIDUAL LEADERS

RUSHING	Att	Net	Avg	TD	YPG
Roberts	228	1,133	5.0	9	113.3
Edwards	39	132	3.4	1	18.9

PASSING	C-A-I	Pct.	Yds	TD	YPG
Simmons	192-308-3	.623	2,379	21	237.9
Zollers	9-18-0	.500	96	0	24.0

RECEIVING	Rec	Yds	Avg	TD	YPG
Lee	65	879	13.5	5	87.9
Olugbode	47	691	14.7	8	69.1

DEFENSE	U-A-TT	TFL	Sack	Int.	FF
Rodriguez	45-62-107	7.0	3.5	0	2
Banner	38-46-84	2.5	0.0	0	2

KENTUCKY (7-3, 5-3 SEC)

2026 TEAM STATISTICS	UK	OPP
Points per Game	28.3	25.3
First Downs	198	197
Rushing YPG	153.4	135.7
Passing YPG	216.0	226.3
Total YPG	369.4	362.0
Fumbles-Lost	12-7	13-6
Penalties/YPG	48/40.8	59/45.4
Time of Possession	30:32	29:28

INDIVIDUAL LEADERS

RUSHING	Att	Net	Avg	TD	YPG
Baxter	107	562	5.3	8	62.4
Patterson	83	495	6.0	3	49.5

PASSING	C-A-I	Pct.	Yds	TD	YPG
Minchey	201-292-2	.688	2,160	15	216.0

RECEIVING	Rec	Yds	Avg	TD	YPG
Darby	49	601	12.3	3	60.1
Rodriguez	50	467	9.3	3	46.7

DEFENSE	U-A-TT	TFL	Sack	Int.	PBU
Godfrey	38-53-91	4.5	2.0	1	1
Castell	35-41-76	3.0	0.0	4	4

2026 FBS TEAM RANKINGS

CATEGORY	MIZ	UK
Total Offense	42	69
Rushing Offense	63	57
Passing Offense	31	80
Team Passing Efficiency	44	39
Scoring Offense	52	55
Total Defense	39	75
Rushing Defense	13	48
Passing Yards Allowed	107	110
Team Passing Efficiency Def.	64	48
Scoring Defense	31	78
Turnover Margin	T-8	7
3rd Down Conversion Pct	82	111
4th Down Conversion Pct	T-82	T-62
3rd Down Conversion Pct Def.	63	132
4th Down Conversion Pct Def.	51	T-53
Red Zone Offense	124	T-91
Red Zone Defense	T-60	119
Net Punting	44	121
Punt Returns	17	82
Kick Returns	T-35	119
First Downs Offense	T-64	78
First Downs Defense	54	74
Fewest Penalties Per Game	T-86	T-15
Time of Possession	70	57

INSIDE THE NUMBERS: PFF SEASON REPORT

MAKING CONTACT COUNT

- RB **Jamal Roberts** leads all FBS players with 972 PFF-charted rushing yards after contact, 72 more than Boise State's **Dylan Riley** (900).
- Roberts has generated 81.6 percent of his PFF-charted rushing yardage after contact, averaging 4.1 yards after contact per attempt through 10 games.
- PFF has credited Roberts with 39 forced missed tackles on rush attempts this season.
- Against Georgia, Roberts generated 63 yards after contact on 19 carries, exceeding his 62 rushing yards as PFF charted minus-one yard before contact.
- Roberts has produced 259 yards after contact over his last three games, including 131 at Arkansas, 65 against Texas and 63 at Georgia.

AUSTIN POWER

- QB **Austin Simmons** owns an 83.1 overall offensive grade and an 82.6 passing grade from PFF through 10 games.
- Among FBS quarterbacks with at least 200 passing attempts, Simmons' passing grade ranks third in the SEC and 21st nationally.
- PFF has credited Simmons with 10 big-time throws this season.
- Simmons has completed 192-of-308 passes for 2,379 yards, 21 touchdowns and three interceptions, averaging seven touchdown passes for every interception.

LEE-DING THE WAY

- WR **Cayden Lee** owns an 89.5 PFF receiving grade, best in the SEC and ranking sixth nationally among FBS wide receivers with at least 25 targets.
- PFF credits Lee with 316 yards after the catch through 10 games.
- Lee has generated 40 receiving first downs on PFF-charted receptions.
- He has secured nine of 16 contested targets, producing a 56.3 percent contested-catch rate.

PROTECTION PLAN

- Three Mizzou starting offensive linemen own PFF pass-blocking grades above 80.0: **Cayden Green** (83.6), **Dominick Giudice** (83.2) and **Tristan Wilson** (81.9).
- PFF has charged the trio with no sacks allowed across 976 combined individual pass-blocking snaps through 10 games.
- Wilson has logged 335 pass-blocking snaps, followed by Giudice with 331 and Green with 310.
- Green and Giudice have allowed neither a sack nor a quarterback hit across 641 combined pass-blocking snaps.
- Wilson has surrendered just four pressures on 335 pass-blocking snaps, a 1.2 percent pressure rate.

TWO FOR THE SHOW

- Wide receivers **Cayden Lee** and **Donovan Olugbode** have combined for 112 receptions, 1,570 yards and 13 touchdowns, averaging 14.0 yards per catch through 10 games.
- Both rank among the SEC's top six in total receiving yards: Lee leads the conference with 879 yards on 65 catches, while Olugbode ranks sixth with 691 yards on 47 receptions.
- Lee owns an 89.5 receiving grade from PFF, leading the SEC and ranking sixth nationally among FBS wide receivers with at least 25 targets.
- PFF credits Lee with 316 yards after the catch and 40 receiving first downs, while Olugbode has generated 238 yards after the catch and 35 receiving first downs.
- Olugbode's eight receiving touchdowns rank third in the SEC and tied for 16th nationally, while Lee has added five touchdown receptions.
- Olugbode caught four passes for 67 yards and a touchdown at Georgia. He has recorded three 100-yard receiving games this season, highlighted by career highs of nine receptions and 127 yards at Ole Miss.

DEATH ROW DEFENSE

- Through 10 games, Mizzou owns an 84.9 pass-rushing grade, an 83.5 run-defense grade and an 86.0 overall defensive grade from PFF.
- PFF credits the Tigers with 172 quarterback pressures, comprising 28 sacks, 27 quarterback hits and 117 hurries.
- Mizzou allows 104.4 rushing yards per game, ranking fifth in the SEC and 22nd nationally, while surrendering just 3.14 yards per carry.
- The Tigers have held seven opponents below 100 rushing yards this season, including Florida (42), Texas A&M (27), Arkansas (59) and Texas (76).

WOODYARD OWNS THE RUN

- LB **Robert Woodyard Jr.** leads Mizzou with 27 PFF defensive stops against the run, six more than **Nicholas Rodriguez** (21).
- Woodyard owns an 84.1 PFF run-defense grade through 10 games.
- His 31 total defensive stops rank second on the team behind Rodriguez's 37.
- Woodyard has played 202 run-defense snaps, with his average tackle against the run coming 2.42 yards beyond the line of scrimmage.

DOTSON LIMITS THE DAMAGE

- Safely **Elijah Dotson** has not allowed a touchdown across 303 PFF-charted coverage snaps through 10 games.
- Opposing QBs have produced a 37.5 passer rating when targeting Dotson, completing 13-of-21 passes for 118 yards with two interceptions.
- Dotson has allowed just five receiving first downs, surrendering 0.39 yards per coverage snap.
- PFF credits Dotson with 11 defensive stops, including nine against the run.

THE BANNER STANDARD

- Safety **Santana Banner** leads Mizzou with 570 PFF-charted defensive snaps through 10 games.
- Banner's 29 defensive stops rank third among Tigers, trailing **Nicholas Rodriguez** (37) and **Robert Woodyard Jr.** (31).
- His 15 stops against the pass rank second on the team behind Rodriguez's 16.
- Banner has recorded 14 stops against the run while earning a 76.0 overall defensive grade.

RODRIGUEZ RACKS 'EM UP

- LB **Nicholas Rodriguez** leads Mizzou with 37 PFF defensive stops through 10 games.
- His total comprises of 21 stops against the run and a team-leading 16 against the pass.
- PFF's pass-rush report credits Rodriguez with 10 pressures across 42 pass-rush snaps, producing a 23.8 percent pressure rate.
- Rodriguez has logged 528 defensive snaps, including 267 in coverage, 219 against the run and 42 rushing the passer.

PRESSURE IN NUMBERS

- PFF's pass-rush report credits Mizzou with 172 pressures through 10 games, comprising 28 sacks, 27 quarterback hits and 117 hurries.
- Seven Tigers have generated double-digit pressures, led by **Daeden Hopkins** (34) and **Donta Simpson** (32).
- **Darris Smith** ranks third with 18 pressures, followed by **Sterling Webb** (15), Lan**gden Kitchen** (13), **Jason Dowell** (11) and **Nicholas Rodriguez** (10).
- Hopkins and Simpson have combined for 66 pressures, accounting for 38.4 percent of Mizzou's total.
- Smith has generated his 18 pressures across 125 pass-rush snaps, producing a 14.4 percent pressure rate.

SIMPSON THE STOPPER

- DT **Donta Simpson** owns an 89.9 PFF pass-rushing grade, leading the SEC and ranking second nationally among FBS interior defensive linemen with at least 100 pass-rush snaps.
- Simpson trails only Texas Tech's **A.J. Holmes** Jr. (90.1) under that minimum.
- PFF credits Simpson with 32 quarterback pressures across 185 pass-rush snaps, producing a 17.3 percent pressure rate.
- His pressure total comprises eight PFF-credited sacks, five quarterback hits and 19 hurries.
- Simpson has posted a 17.8 percent pass-rush win rate through 10 games.

DOWELL DOESN'T MISS

- DT **Jason Dowell** has not been charged with a missed tackle across 321 defensive snaps, according to PFF.
- Dowell has also played those 321 snaps without a penalty.
- PFF credits Dowell with nine defensive stops, including six against the run and three against the pass.
- He has generated 11 quarterback pressures across 179 pass-rush snaps, comprising two sacks, two quarterback hits and seven hurries.

NICK ROD BREAKING RECORDS

- LB **Nicholas Rodriguez** recorded 12 tackles in the game vs. Texas, extending his streak of double-digit tackle performances to eight-consecutive games and breaking the program record established by **Kentrell Brothers** (7) in 2015.
- His eight double-digit tackle performances this season rank second in program history for a single season.
- He is averaging 10.7 tackles per game to lead the SEC and rank second among P4 schools and Notre Dame, totaling 107 stops in 10 games.
- His program record double-digit tackle streak came to an end on the road at Georgia as he turned in seven stops and a sack.

E-LEE-TE COMPANY

- WR **Cayden Lee** recorded at least five receptions in each of Mizzou's first nine games, the third-longest streak in program history behind **Jeremy Maclin** (12) and **Danario Alexander** (10).
- Lee's streak ended at Georgia, where he caught three passes for 44 yards.
- His nine receptions against Texas marked his second-highest total this season.

TWO IS BETTER THAN ONE

- WRs **Cayden Lee** and **Donovan Olugbode** have combined for 112 receptions, 1,570 receiving yards and 13 touchdowns through 10 games, averaging 14.0 yards per catch.
- Lee leads the SEC and ranks 16th nationally with 879 receiving yards. His 65 receptions are tied for the SEC lead and 14th nationally. He has added five touchdown catches.
- Olugbode has caught 47 passes for 691 yards, ranking sixth in the SEC and 51st nationally in receiving yardage.
- The duo combined for seven receptions and 111 yards at Georgia, with Olugbode finishing with four catches for 67 yards and an 11-yard TD and Lee adding three receptions for 44 yards.
- Olugbode's eight touchdown receptions rank third in the SEC and tied for 16th nationally.
- They are the most by a Tiger since **Luther Burden III** caught nine in 2023.

AMONG THE NATION'S BEST

- RB **Jamal Roberts** ranks second in the SEC and ninth nationally in rushing yards (1,133) and rushing yards per game (113.3) through 10 contests.
- Roberts leads the SEC and ranks 10th nationally with 1,259 yards from scrimmage, combining 1,133 rushing yards with 126 receiving yards.
- PFF credits Roberts with an FBS-leading 972 rushing yards after contact.
- Roberts averages 4.1 yards after contact per rushing attempt, with 81.6 percent of his PFF-charted rushing yardage coming after contact.
- He ranks second nationally with 228 rushing attempts and third with 245 touches from scrimmage, averaging 22.8 carries and 24.5 touches per game.
- Roberts recorded the 22nd 1,000-yard rushing season in Mizzou history, reaching the milestone at Arkansas on Oct. 31.

NATIONAL SEMIFINALISTS

- A pair of Tigers were named national award semifinalists on Monday and Tuesday.
- WR **Cayden Lee** was one of 13 receivers in the country named a Biletnikoff Award Semifinalist on Monday, an award given to the naton's top receiver.
- On Tuesday morning, RB **Jamal Roberts** was named a semifinalist for the Doak Walker Award, which goes to the top running back in the nation annually.

SETTING THE TONE

- Mizzou limited Arkansas to seven total yards in the first quarter, the Razorbacks' fewest in an opening quarter since 2018.
- It marked the second time this season the Tigers held an SEC opponent to seven or fewer yards in a quarter, following a three-yard third quarter against Texas A&M.
- The Tigers held Arkansas scoreless for the opening 29:19, their longest stretch to begin a conference game since shutting out the Razorbacks in the first half of the 2023 meeting.
- Mizzou followed that performance by holding Texas to 10 first-half points, just the third time the Longhorns had been limited to 10 or fewer points before halftime this season.

ROBERTS REACHES 1K

- RB **Jamal Roberts** surpassed 1,000 rushing yards with his 138-yard performance at Arkansas on Oct. 31, becoming the first SEC player and one of the first three players nationally to reach the milestone this season.
- His performance secured the 22nd 1,000-yard rushing season in Mizzou history.
- Roberts has increased his season total to 1,133 yards, ranking second in the SEC and ninth nationally through 10 games. He added 62 yards at Georgia.
- Roberts is one of 14 FBS players—and one of two in the SEC, alongside Tennessee's **DeSean Bishop**—with at least 1,000 rushing yards this season.

ROBERTS JOINS THE 2K CLUB

- RB **Jamal Roberts** became the 21st player in Mizzou history to reach 2,000 career rushing yards with his 66-yard performance vs. Texas.
- Roberts now owns 2,101 career rushing yards, including 1,133 yards and nine touchdowns this season.
- His 113.3 rushing yards per game rank second in the SEC and ninth nationally.
- He has recorded five 100-yard rushing performances this season, most recently gaining 138 yards with a rushing touchdown at Arkansas.
- Roberts added three receptions for 20 yards and a touchdown against the Razorbacks, becoming the first Tiger with a rushing and receiving touchdown in the same game since **Luther Burden III** against Vanderbilt on Oct. 22, 2022.
- He is the third Tiger to accomplish the feat under **Eli Drinkwitz**, joining **Tyler Badie** (four times) and Burden (twice).
- Roberts joined **Larry Rountree III** as the only Tigers with multiple 100-yard rushing games against Arkansas.

CRAIG FROM LONG RANGE

- Kicker **Blake Craig** leads the SEC and FBS with five field goals from at least 50 yards this season.
- Craig has made 12 career field goals from 50-plus yards, needing one more to tie **Harrison Mevis'** program record of 13.
- His most recent long-range conversion came from 53 yards at Arkansas, where he connected on both attempts while battling rainy conditions. That performance earned him SEC Special Teams Player of the Week honors.

TAKING IT AWAY

- Mizzou has generated 16 takeaways through 10 games, ranking sixth in the SEC and tied for 22nd nationally, including seven over its last three contests.
- The Tigers' nine fumble recoveries are tied for the SEC lead and No. 7 nationally. Mizzou has recovered six opponent fumbles over its last three games.
- CB **Nick DeLoach Jr.** recovered a muffed punt at Georgia, giving Mizzou a special teams takeaway in consecutive games after CB **Cameron Keys** recovered a kickoff fumble against Texas.
- Mizzou owns a +9 turnover margin, to tie for the SEC lead and eighth nationally.
- The Tigers forced a season-high four turnovers at Arkansas before recovering two fumbles against Texas.
- Mizzou matched its season high with three forced fumbles against the Longhorns. LB **Jeremiah Beasley** forced a fumble recovered by S **Trajen Greco**, while LB **Brian Huff** forced the kickoff fumble recovered by Keys.
- Greco collected his third interception of the season at Arkansas, becoming the first Tiger with at least three in a season since **Kris Abrams-Draine** in 2023 and the first Mizzou safety since **JC Carlies** in 2021.
- LB **Nicholas Rodriguez** forced fumbles in consecutive games against Ole Miss and Arkansas, joining S **Santana Banner**, who accomplished the feat against Texas A&M and Ole Miss.
- EDGE **Darris Smith** recovered a fumble in the end zone at Arkansas for his first career fumble recovery and Mizzou's first fumble recovery touchdown since **Daylan Carnell**'s 68-yard return at Mississippi State on Nov. 23, 2024.
- The Tigers have won 17-consecutive games when scoring a defensive or special teams touchdown, dating to their 2021 victory over North Texas.

I AM THE CAPTAIN NOW

- Mizzou voted six captains to lead the Tigers during the 2026 season. The group includes LT **Cayden Green**, C **Dominick Giudice**, LB **Nicholas Rodriguez**, RB **Jamal Roberts**, S **Santana Banner** and K **Blake Craig**.

TAKIN' CARE OF BUSINESS

- Mizzou owns a 29-game winning streak against unranked opponents, extending the streak with its victory over Arkansas on Oct. 31.
- The Tigers remain the only team nationally undefeated against unranked opponents since the start of 2023. The streak dates back to the season-opening victory over South Dakota on Aug. 31, 2023.
- Mizzou is tied with Indiana for the nation's longest active winning streak against unranked opponents. The Hoosiers defeated AP No. 15 USC, 27-13, on Nov. 14, leaving their streak unchanged at 29.
- Georgia's 55-game streak ended against Auburn on Oct. 17, while Oregon's 40-game streak ended against Oklahoma State on Sept. 12.

WINNING FORMULA

- Mizzou is 32-2 under Eli Drinkwitz when rushing for at least 200 yards, most recently reaching that mark with 211 yards in its victory at Arkansas.
- The Tigers claimed their fifth consecutive Battle Line Rivalry victory, improving to 6-1 against Arkansas under Drinkwitz and 13-4 in the all-time series.

RIVALRY GAME ROBERTS

- RB **Jamal Roberts** has rushed for 582 yards and five touchdowns on 88 carries in Mizzou's five rivalry victories over Kansas, South Carolina and Arkansas since the start of the 2025 season.
- Roberts has averaged 116.4 rushing yards per game and 6.6 yards per carry in those contests, helping the Tigers go 5-0.
- He has scored a rushing touchdown in all five victories and topped 100 rushing yards in four, including both rivalry wins this season — 125 yards at Kansas and 138 at Arkansas.
- Roberts added a receiving touchdown at Arkansas this season, giving him six total touchdowns across the five rivalry wins.
- His performances against Kansas have included touchdown runs of 63 yards in 2025 and 64 yards in 2026.
- Against Kansas and Arkansas alone, he has 506 rushing yards in four wins, averaging 126.5 yards per game, with a 100-yard performance and rushing touchdown in every matchup.

RED ZONE WEAPON

- WR **Donovan Olugbode** has been a touchdown machine this season, hauling in eight receiving touchdowns through 10 games, scoring in seven of them.
- Within the red zone, Olugbode has been ultra-efficient. He's reeled in 7-of-11 red zone targets for 75 yards and six touchdowns.
- Olugbode's eight touchdown receptions rank third in the SEC and tied for 16th nationally.

NINE TIMES FOR OLUGBODE

- WR **Donovan Olugbode** hauled in a career-high nine receptions for 127 yards at Ole Miss, marking his third 100-yard receiving performance of the season.
- His 127 receiving yards were the most by a Tiger against Ole Miss, surpassing **Johnathon Johnson**'s 110-yard performance in 2019.
- Olugbode's nine catches surpassed his previous career high of seven against Arkansas-Pine Bluff.
- Through 10 games, Olugbode has caught 47 passes for 691 yards and eight touchdowns, averaging 14.7 yards per reception. His receiving yardage ranks sixth in the SEC and 51st nationally.
- His eight touchdown receptions rank third in the SEC and tied for 16th nationally.

GROUND LOCKED

- Mizzou held No. 8 Florida (42) and Texas A&M (27) to just 69 combined rushing yards over over that two-game stretch.
- It marked the first time since 2009 the Tigers held consecutive conference opponents under 50 yards on the ground.
- The Tigers did not allow a rushing touchdown in either victory, defeating the Gators, 45-17, and the Aggies, 27-6.
- Mizzou also limited Arkansas to 59 rushing yards on 36 attempts, an average of 1.6 yards per carry.

ROBERTS RUNS WILD (AGAIN)

- RB **Jamal Roberts** rushed for a career-high 222 yards and a pair of touchdowns in Mizzou's 27-6 victory over Texas A&M.
- He notched his second-straight 200-yard game on the ground and became the first Tiger in program history to do so.
- Roberts became just the third SEC running back in the last 20 years to record consecutive 200-yard rushing performances against FBS opponents, joining **Derrick Henry** and **Leonard Fournette**, who both accomplished the feat in 2015.
- The St. Louis product ranks second in the SEC and ninth nationally with 1,133 rushing yards and 113.3 rushing yards per game through 10 contests.
- Roberts is averaging 5.0 yards per carry on 228 attempts, the second-most carries in the SEC and nationally.
- His nine rushing touchdowns are tied for third in the SEC and 29th nationally.
- Roberts has surpassed 100 rushing yards in five of his last nine outings, highlighted by consecutive 200-yard performances against Florida (211) and Texas A&M (222), followed by 138 yards in the win at Arkansas.
- He reached 1,000 rushing yards at Arkansas, recording the 22nd 1,000-yard rushing season in Mizzou history.

HEY, JUDE

- TE **Jude James** established career highs with five receptions and 57 receiving yards at Ole Miss.
- James averaged 11.4 yards per catch during his breakout performance.
- He has totaled seven receptions for 70 yards this season.

SEC LEE-DER

- WR **Cayden Lee** leads Mizzou with 65 receptions and 879 receiving yards through 10 games, averaging 13.5 yards per catch.
- The Ole Miss transfer leads the SEC in receiving yards and receiving yards per game (87.9), while tying for the conference lead in receptions.
- Nationally, Lee ranks 16th in receiving yards, 17th in receiving yards per game and tied for 14th in receptions.
- His five touchdown catches are tied for seventh in the SEC and 61st nationally.
- Lee recorded at least five receptions in each of Mizzou's first nine games, the third-longest streak in program history behind **Jeremy Maclin** (12) and **Danario Alexander** (10). The streak ended at Georgia, where he caught three passes for 44 yards.
- All five of Lee's touchdown receptions this season have covered at least 20 yards on connections with **Austin Simmons**.
- Among FBS wide receivers with at least 25 targets, Lee's 89.5 PFF receiving grade leads the SEC and ranks sixth nationally.

FAST START, ELITE COMPANY

- QB **Austin Simmons** has completed 192-of-308 passes for 2,379 yards, 21 touchdowns and three interceptions through his first 10 games as a Tiger.
- Compared to the first 10 games of the first full seasons as Mizzou's starting quarterback for **Blaine Gabbert**, **Chase Daniel** and **Drew Lock**, Simmons owns the second-highest completion percentage (62.3) and is tied with Lock for the most touchdown passes (21).
- Simmons has thrown his 21 touchdowns on just 308 attempts, 33 fewer than any of the other three quarterbacks.
- His 6.8 percent touchdown rate is the highest among the four quarterbacks, while his three interceptions are four fewer than the next-lowest total.
- Simmons' 2,379 passing yards sit 152 behind Daniel's 10-game total and 283 behind Gabbert's.
- Simmons began his Tiger career with 139 consecutive attempts without an interception, the second-longest streak to begin a Mizzou career and the second-most interception-free attempts to open a season in program history.

FIRST 10 GAMES AS MIZZOU STARTING QB
(COMPARED TO MU ALL-TIME LEADING PASSERS)

PLAYER	C-A	PCT.	YARDS	TD-INT
A. Simmons '26	192-308	62.3	2,379	21-3
B. Gabbert '09	208-341	61.0	2,662	20-7
C. Daniel '06	216-341	63.3	2,531	20-10
D. Lock '16	201-369	54.8	2,868	21-8

DYNAMIC DUO

- Mizzou's WR pairing of **Cayden Lee** and **Donovan Olugbode** ranks seventh nationally and leads the SEC with 1,340 combined receiving yards through eight games.
- The tandem has combined for 93 receptions and 12 touchdowns, averaging 14.4 yards per catch and 167.5 receiving yards per game.
- Lee ranks second in the SEC and ranks 15th nationally with 756 receiving yards, pacing the Tigers with 53 receptions while adding five touchdowns.
- Olugbode has caught 40 passes for 584 yards and seven receiving touchdowns, tying for first in the conference and 15th nationally in receiving scores.
- Olugbode and Lee each surpassed 100 receiving yards in the win at Kansas. Olugbode finished with 121 yards and a touchdown on six receptions, while Lee added 120 yards and a score on six catches.
- The duo became the first pair of Mizzou receivers to record 100 yards in the same game since **Luther Burden III** and **Theo Wease Jr.** accomplished the feat at Vanderbilt on Sept. 30, 2023.
- They also became the first Tiger tandem to each reach 120 receiving yards in the same game since **Dimetrios Mason** and **Emanuel Hall** against Delaware State on Sept. 24, 2016, and the first against a P4 opponent since **Jerrell Jackson** and **TJ Moe** against Iowa on Dec. 28, 2010.
- The Kansas performance marked the first time two Mizzou receivers each scored a touchdown and reached 120 receiving yards in the same game since **Danario Alexander** and **Jerrell Jackson** against Iowa State on Nov. 21, 2009.

TOP RECEIVING DUOS NATIONALLY
(TOTAL RECEIVING YARDS, ITALICS = TE)

NO.	PLAYER	YARDS	YPC	YPG
1.	Messer/Valsin (FAU)	1,956	12.1	195.6
3.	Legree/*Olsen* (OREGON ST.)	1,851	16.0	185.1
5.	Becker/Marsh (INDIANA)	1,699	17.9	169.9
6.	Smith/McCuin (OHIO ST.)	1,694	15.4	169.4
5.	Bowick/Young (OKLA. ST.)	1,651	16.7	165.1
3.	Hernandez/Foley (WAKE)	1,638	16.9	163.8
5.	Toney/Barkate (MIAMI)	1,608	13.6	160.8
7.	**Lee/Olugbode (MIZZOU)**	**1,570**	**14.0**	**157.0**

RUNNIN' ON EMPTY

- Through 10 games, Mizzou is allowing 104.4 rushing yards per game, ranking fifth in the SEC and 22nd nationally, while holding opponents to 3.14 yards per carry.
- Opponents have scored 10 rushing touchdowns against Mizzou this season.
- The Tigers have held seven opponents below 100 rushing yards, including Arkansas (59) and Texas (76).
- Mizzou held Florida (42) and Texas A&M (27) below 50 rushing yards in consecutive games, marking the first time since 2009 the Tigers accomplished the feat against consecutive conference opponents.

TAKING CARE OF IT

- Mizzou leads the SEC and is tied for 10th nationally with just seven turnovers lost through 10 games.
- The Tigers have thrown only three interceptions across 329 team passing attempts, the second-fewest interceptions in the SEC and tied for eighth-fewest nationally.
- Missouri has generated 16 takeaways against seven giveaways, producing a +9 turnover margin.
- Its +9 margin is tied for the SEC lead and eighth nationally.
- The Tigers have allowed just nine sacks through 10 games, including none at Georgia.
- Their 0.90 sacks allowed per game leads the SEC and ranks eighth-fewest nationally.

GROUND CONTROL

- Mizzou ranks fifth in the SEC and 22nd nationally in rushing defense, allowing 104.4 yards per game through 10 contests.
- The Tigers have surrendered 10 rushing touchdowns while holding opponents to 3.14 yards per carry.
- Mizzou limited Arkansas to 59 rushing yards on 36 attempts, an average of 1.6 yards per carry, before holding Texas to 76 yards on 31 carries.
- Mizzou held Florida and Texas A&M below 50 rushing yards in consecutive games, its first such stretch against consecutive conference opponents since 2009.

HOPKINS' HAVOC

- EDGE rusher **Daeden Hopkins** leads Mizzou with 7.0 sacks, tied for third in the SEC and 21st nationally.
- Hopkins has recorded 7.5 tackles for loss and leads the Tigers with 11 official quarterback hurries while adding two forced fumbles.
- He registered three quarterback hurries against Texas A&M as Mizzou finished with a season-best 13.
- The Tigers have totaled 23 sacks through 10 games, averaging 2.30 per contest, including three against Texas and one at Georgia.
- Mizzou recorded at least three sacks in five-consecutive games from Kansas through Texas A&M.

BRUNNO'S BOOT

- Brazilian punter **Brunno Reus** is averaging 44.5 yards on 47 punts through 10 games, ranking fifth in the SEC and 29th nationally in punting average.
- Reus has placed 18 punts inside the opponent's 20-yard line and recorded 15 punts of at least 50 yards, including a season-long 66-yard boot.
- He averaged 43.6 yards on seven punts at Georgia, placing two inside the 20 and recording two kicks of at least 50 yards.
- Reus averaged 49.6 yards on five punts against Texas, placing three inside the 20 and recording two kicks of at least 50 yards, including a 59-yarder.
- Reus has averaged more than 40 yards per punt in nine of Mizzou's 10 games this season.

RETURN TO SENDER

- Mizzou has allowed just five punt returns for 53 yards through 10 games, holding eight opponents without a punt return.
- Mizzou has not allowed a touchdown on either a kickoff or punt return this season.
- Combined, opponents have generated just 254 yards on kickoff and punt returns—an average of 25.4 return yards per game.
- The Tigers have gained 481 combined kickoff- and punt-return yards themselves, producing a plus-227-yard advantage in the return game.

HOLDING THE LINE

- At Memorial Stadium, Mizzou has allowed touchdowns on only four-of-11 opponent red-zone possessions, a 36.4 percent rate.
- Through 10 games, the Tigers have allowed touchdowns on 18-of-31 opponent red-zone possessions overall, a 58.1 percent rate.
- Against SEC opponents, Mizzou has allowed touchdowns on 15-of-27 red-zone trips, a 55.6 percent touchdown rate.
- Opponents have managed 116 rushing yards on 49 attempts inside Mizzou's 20-yard line, averaging just 2.4 yards per carry.

DJ JONES ON THE MEND

- Mizzou freshman **DJ Jones** received a heart transplant on October 8.
- The Tigers' freshman remains in the hospital in Florida as he continues his long road to recovery.
- A heart issue (compromised left ventricle) was discovered during his medical onboarding process in Columbia early in the summer.
- He went to Mayo Clinic in Jacksonville, Fla., and his condition was monitored throughout late summer and early fall.
- He eventually went into heart failure in late September and was placed on the transplant list.
- DJ faces a long recovery and his family a significant financial burden. Please see the QR code below for anyone able to help during this challenging time:

WINNING ON THE GROUND
- Mizzou has rushed for at least 200 yards four times this season, most recently totaling 211 yards in the win at Arkansas.
- The Tigers are 32-2 under head coach Eli Drinkwitz when rushing for at least 200 yards.
- RB **Jamal Roberts**' career-long 80-yard touchdown against Florida was the 11th scoring run of at least 80 yards in program history and Mizzou's longest rush since Henry Josey broke an 86-yard run in 2013.

COOL UNDER PRESSURE
- QB **Austin Simmons** has excelled on third down during the 2026 season.
- The Ole Miss transfer has completed 54 percent of his third-down pass attempts (54 of 100) for 696 yards.
- Simmons has converted 37 first downs on those 100 attempts with eight TD passes.

NO BREAKAWAYS
- Mizzou has not allowed a rushing play longer than 29 yards through 10 games.
- Opponents have produced just eight runs of at least 20 yards across 332 attempts—only 2.4 percent of their carries.
- The Tigers have limited opponents to fewer than 10 yards on 293 of those 332 attempts, an 88.3 percent rate.
- Mizzou has allowed 10 rushing TD, including four in the first half and three in the first quarter.

TAKEAWAY TRAJEN
- Safety **Trajen Greco** leads Mizzou with three interceptions through 10 games, tied for 31st nationally.
- Greco recorded the first interception of his collegiate career when he picked off Mississippi State QB **Kamario Taylor** during the second quarter.
- In the win over Texas A&M, he broke up a pass in the end zone that led to an **Elijah Dotson** interception before collecting his second pick of the season later in the game.
- He intercepted his team-leading third pass on a **Chris Graves Jr.** deflection in the win at Arkansas.
- Against Texas, Greco recovered the first fumble of his career after **Jeremiah Beasley** forced the ball loose.

SIMMONS IN CONTROL
- QB **Austin Simmons** earned an 89.3 overall offensive grade and an 88.3 passing grade in Mizzou's 45-17 victory over Florida, completing 23-of-30 passes for 340 yards and two touchdowns without an interception.
- Simmons recorded two big-time throws without a turnover-worthy play against the Gators, averaging 11.0 yards per attempt and posting an 80.0% adjusted completion rate.

LEE LOGS ANOTHER BIG GAME
- WR **Cayden Lee** earned a team-best 91.1 offensive grade against Florida, pairing it with a 90.1 receiving grade after catching eight of his 10 targets for 110 yards.
- Lee generated seven receiving first downs, secured both of his contested targets and averaged 3.93 yards per route run against the Gators.

ROBERTS RUNS THROUGH CONTACT
- RB **Jamal Roberts** earned an 80.8 rushing grade against Florida after producing 211 rushing yards and three touchdowns on 24 carries.
- Roberts generated 149 yards after contact against the Gators, accounting for 70.6% of his rushing production and averaging 6.2 yards after contact per carry.
- Roberts forced six missed tackles as a runner and caught all three of his receiving targets for 29 yards, finishing with 240 yards from scrimmage.

INTERIOR IMPACT
- DL **Jason Dowell** earned an 82.9 overall defensive grade against Florida, the highest among Mizzou defenders with at least 20 defensive snaps.
- Dowell recorded four pressures, including one sack and three hurries. **Sterling Webb** and **Donta Simpson** each added a sack and three total pressures.
- Dowell, Webb and Simpson combined for 10 of Mizzou's 15 individual pressure credits against the Gators.
- The Tigers finished with three sacks, one quarterback hit and 11 hurries.

STOP THE BAUGH
- Mizzou held Florida below 50 rushing yards, marking the Gators' lowest output on the ground since totaling 13 yards against Utah on Aug. 31, 2023.
- Mizzou limited SEC-leading rusher (entering the day) **Jadan Baugh** to 13 yards on 12 carries, an average of just 1.1 yards per attempt.
- It marked Baugh's lowest rushing output since gaining five yards on one carry against Texas A&M on Sept. 14, 2024.

TOP-10 TAKEDOWN
- Mizzou's 45-17 victory over No. 8 Florida marked the program's 22nd all-time win over an AP top-10 opponent.
- The 28-point victory was the largest over a top-10 opponent in program history, surpassing the Tigers' 21-point win at No. 8 USC in 1976.
- It marked Mizzou's first regular-season victory over a top-10 opponent since winning at No. 7 Georgia in 2013 and its first at Memorial Stadium since defeating No. 3 Oklahoma in 2010.
- The Tigers' 45 points were their most against a ranked opponent since scoring 45 against LSU in 2020.

A DECADE OF HOMECOMING WINS
- Mizzou extended its program-record Homecoming winning streak to 10 games with its 45-17 victory over Florida.
- The Tigers improved to 70-40-5 all-time on Homecoming and earned their first Homecoming victory over Florida.

SIMMONS, ROBERTS MAKE HISTORY
- QB **Austin Simmons** threw for 340 yards while running back **Jamal Roberts** rushed for 211 yards against Florida.
- The performance marked the first time Mizzou produced a 300-yard passer and 200-yard rusher in the same game since **Drew Lock** and **Damarea Crockett** accomplished the feat against Missouri State in 2017.
- It was the Tigers' first such performance against a power-conference opponent since Lock threw for 320 yards and Crockett rushed for 225 at Tennessee in 2016.
- Simmons and Roberts also became the first 300-yard passing and 200-yard rushing tandem against Florida since LSU's **Jayden Daniels** surpassed both totals in 2023.

SIMMONS SHINES BRIGHT
- QB **Austin Simmons** completed 23-of-30 passes for a career-high 340 yards and two touchdowns in the victory over Florida.
- Simmons became the first Mizzou QB to throw for 300 yards against an SEC opponent since **Brady Cook** recorded 331 against Florida on Nov. 18, 2023.
- His 340 yards were the most allowed by Florida since eventual No. 1 NFL Draft pick **Cam Ward** threw for 385 yards against the Gators in 2024.
- Simmons threw a program-record 13 touchdown passes through his first five games as a Tiger, matching **Chase Daniel**'s total through the opening five games of the 2006 season.

LEE-THAL WEAPON
- WR **Cayden Lee** hauled in eight passes for 110 yards against Florida, recording his second consecutive 100-yard receiving performance.
- The senior reached the century mark in back-to-back games for the first time in his career.
- Lee also caught a two-point conversion from **Austin Simmons**, marking Mizzou's first successful two-point attempt since **Luther Burden III** completed one against Arkansas on Nov. 30, 2024.
- Lee has totaled 835 receiving yards through nine games, leading the SEC and ranking 14th nationally. His 92.8 receiving yards per game also lead the conference.
- Lee recorded at least five receptions in each of Mizzou's first nine games, the longest such stretch of his career and the third-longest streak in program history.

A VERY GOODIE DAY
- WR **Caleb Goodie Sr.** broke out in the win over No. 8 Florida, catching both of his targets for 67 yards and a touchdown, earning an 84.1 receiving grade and an 84.7 overall offensive grade.
- Both receptions produced first downs, while Goodie generated 17 yards after the catch and averaged 8.38 yards per route run.

ROBERTS CHOMPS THE GATORS

- RB **Jamal Roberts** carried 24 times for a career-best 211 yards and three TD in the win over No. 8 Florida.
- Roberts has received at least 20 carries in four-straight games after reaching that total just once during the 2025 season.
- He joined **Derrick Henry** (2015 vs. #2 LSU), **Tre Mason** (2013 vs. #2 MIZ) and **Darren McFadden** (2007 vs. #1 LSU) as the only SEC players since 1992 to rush for over 200 yards and three TD vs. an AP top-10 opponent.
- He busted off runs of 77 and 80 yards, respectively, to become just the third SEC player over the past 20 seasons to have multiple 75-plus yard runs in the same game, joining **Rakeem Boyd** (Arkansas) and **Leonard Fournette** (LSU).
- His 80-yard run was Mizzou's longest since **Henry Josey** broke an 86-yard rush against Kentucky on Nov. 9, 2013.

HISTORIC TRIPLE THREAT

- QB **Austin Simmons** threw for 340 yards, running back **Jamal Roberts** rushed for 211 yards and wide receiver **Cayden Lee** recorded 110 receiving yards in Mizzou's win over No. 8 Florida.
- The trio became the first to produce 300 passing yards, 200 rushing yards and 100 receiving yards against an AP top-10 opponent since Ohio State's **Justin Fields**, **J.K. Dobbins** and **Garrett Wilson** against No. 10 Michigan on Nov. 30, 2019.
- The feat had not been accomplished against an SEC team since Wisconsin's **John Stocco**, **Brian Calhoun** and **Brandon Williams** did so against Auburn in the 2006 Capital One Bowl.

FIVE-FOR-FIVE

- WR **Donovan Olugbode** caught six passes for 94 yards and a touchdown in the win over No. 8 Florida, generating 37 yards after the catch and three receiving first downs.
- Olugbode's 47-yard touchdown extended his streak to five-consecutive games with a scoring reception, tied for the third-longest streak in program history.
- He became the first Mizzou receiver to catch a touchdown in five-straight games since **Jeremy Maclin** accomplished the feat during the 2008 season.
- Olugbode's eight receiving touchdowns rank third in the SEC and tied for 16th nationally.
- Through 10 games, Olugbode has 47 receptions for 691 yards and eight receiving touchdowns.

DOMINANT DIFFERENCE

- Mizzou outgained No. 8 Florida by 235 yards, the sixth-largest positive yardage differential against a ranked opponent in program history.
- The 235-yard advantage marked the largest margin by which the Tigers have outgained an AP top-10 opponent.
- Mizzou finished with 560 yards of total offense while limiting Florida to 325.

EXPLOSIVE OFFENSE

- Mizzou accumulated 560 yards of total offense against Florida, including 340 through the air and 220 on the ground.
- It marked the Tigers' second 500-yard performance of the season and their first against an SEC opponent since totaling 508 against Florida in 2023.
- The Tigers produced eight plays of at least 20 yards, matching their season high established against Kansas.
- Mizzou also connected on two touchdown passes of at least 30 yards for the second time this season after not accomplishing the feat in any game during the 2025 campaign.

BRUNNO PINS 'EM DEEP

- Punter **Brunno Reus** averaged 49.6 yards on five punts against Texas, totaling 248 yards and placing three kicks inside the opponent's 20-yard line.
- His 59-yard punt against the Longhorns was his second-longest of the season, while his 49.6-yard average was his second-best single-game mark.
- Reus averaged a season-best 50.5 yards across four punts at Kansas, totaling 202 yards in his first Border War appearance.
- His 50.5-yard average marked the best single-game average by a Mizzou punter since Sept. 25, 2021 (minimum two punts).
- Reus delivered a career-long 66-yard punt against Kansas, the longest by a Tiger since Luke Bauer recorded a 73-yarder against LSU on Oct. 7, 2023.
- Against Troy, Reus booted a 58-yarder that was downed at the 2-yard line. He followed that performance by placing a 40-yard punt at Mississippi State's 2-yard line, marking consecutive games with a punt downed at the opponent's 2.
- Reus averaged 43.6 yards on seven punts at Georgia, placing two inside the 20 and recording two kicks of at least 50 yards.
- On the season, Reus is averaging 44.5 yards on 47 punts through 10 games, ranking fifth in the SEC and 29th nationally. He has placed 18 punts inside the 20 and recorded 15 kicks of at least 50 yards.

HOPKINS MAKES HISTORY

- EDGE rusher **Daeden Hopkins** recorded a career-high 3.5 sacks at Mississippi State, the second-highest single-game total in Mizzou history.
- Only **Bobby Bell**, **Justin Smith**, **Antwaun Bynum** and **Brian Smith** have recorded more in a game for the Tigers, sharing the program record with four sacks.
- He was named SEC Defensive Lineman of the Week for his performance—the second such honor for the sophomore this season.
- On the season, Hopkins leads Mizzou with 7.0 sacks through 10 games, tied for third in the SEC and 21st nationally.
- Hopkins has surpassed the 6.5 sacks recorded last season by second-round NFL Draft pick **Zion Young**. **Damon Wilson II** led the Tigers with 9.0 sacks in 2025.

SIMMONS + LEE CONNECTION

- QB **Austin Simmons** and WR **Cayden Lee** have carried their connection from Ole Miss to Mizzou.
- Through 10 games as Tigers, Lee has caught 65 passes for 879 yards and five touchdowns, leading the SEC and ranking 16th nationally in receiving yardage.
- Lee also leads the SEC in receiving yards per game (87.9) and is tied for the conference lead in receptions. Nationally, he ranks 17th in receiving yards per game and tied for 14th in receptions.
- Lee recorded at least five receptions in each of Mizzou's first nine games, the third-longest stretch in program history behind **Jeremy Maclin** (12) and **Danario Alexander** (10). He added three catches for 44 yards at Georgia.
- All five of Lee's touchdown receptions this season have covered at least 20 yards on throws from Simmons.
- The graduate receiver previously totaled 1,623 yards across 38 games at Ole Miss, while Simmons opened the 2025 season as the Rebels' starting quarterback.

TACKLING TRIO

- Three Mizzou defenders recorded double-digit tackles at Mississippi State.
- **Robert Woodyard Jr.** led all players with a career-high 14 stops, while **Nicholas Rodriguez** added 13 and **Kensley Louidor-Faustin** established a career best with 12.
- It marked the first time three Tigers reached double figures in the same game since **Kentrell Brothers**, **Markus Golden** and **Braylon Webb** accomplished the feat against Georgia on Oct. 11, 2014.
- Through nine games, Mizzou boasts three of the SEC's top 29 tacklers: Rodriguez (100, SEC leader), **Santana Banner** (78, tied for second) and Woodyard (54, tied for 29th).
- Rodriguez recorded 12 tackles against Texas, extending his program-record streak of double-digit tackle performances to eight consecutive games.
- Banner added 10 stops, marking the second time this season both reached double figures in the same contest.

FOWLKES FLIPS THE FIELD

- Sophomore **DaMarion Fowlkes** is tied for the SEC lead and 11th nationally with 448 combined kick-return yards, totaling 298 yards on kickoff returns and 150 on punt returns through 10 games.
- Fowlkes is averaging 24.8 yards on 12 kickoff returns and 15.0 yards on 10 punt returns, producing 20.4 yards per return overall.
- He totaled 117 all-purpose yards at Georgia, combining 75 yards on four kickoff returns, a 13-yard punt return, 27 receiving yards and two rushing yards.
- Fowlkes returned a punt 68 yards for a touchdown against Troy, Mizzou's longest punt return since Luther Burden III's 78-yard touchdown against Abilene Christian in 2022.
- His touchdown erased a 10-3 deficit against Troy and helped spark a 24-point scoring run in the Tigers' 27-17 victory.
- In SEC play, Fowlkes has averaged 26.8 yards on nine kickoff returns, totaling 241 yards. That includes 87 yards on two returns at Mississippi State and a 40-yard return at Ole Miss.

DRINK IT UP

- Head coach **Eli Drinkwitz** is 37-10 (.787) at home during his Mizzou tenure.
- His impressive home record includes a stretch of 15-straight wins on Faurot Field, good for the second-longest streak in program history.
- Since the start of 2023, Drinkwitz has led the Tigers to a 23-4 home record - tied for sixth most home wins nationally over that stretch.
- The 37 home wins for Drinkwitz and the Tigers are also tied for sixth most in the country since the start of 2020.
- Amongst SEC competition, the Tigers trail only Alabama (42), Ole Miss (40) and Georgia (38) in home wins since the start of 2020.

MOST HOME WINS SINCE 2020 (NATIONAL LEADERS)

NO.	TEAM	RECORD	WIN %
1.	Alabama	42-3	.933
2.	Ohio St.	41-4	.911
3.	Ole Miss	40-7	.851
4.	Oregon	39-3	.929
5.	Georgia	38-2	.950
6.	**Mizzou**	**37-10**	**.787**
	UTSA	37-5	.881
	Notre Dame	37-6	.861
	LSU	37-8	.822
	Memphis	37-8	.822
	Michigan	37-9	.804
	NC State	37-10	.787

- Additionally, Drinkwitz has led MU to 52 victories in 85 games at the helm (.612).
- Under the leadership of Drinkwitz, the Tigers are 35-14 since the start of 2023 (.714) - tied for 14th-best nationally and fifth best in the SEC over that period by winning percentage (amongs P4 + Notre Dame).

MIZZOU HEAD COACHING WINS (CAREER)

NO.	COACH	YEARS	WINS
1.	Gary Pinkel	2001-15	118
2.	Don Faurot	1935-56	101
3.	Dan Devine	1958-70	93
4.	**Eli Drinkwitz**	**2020-Pres.**	**52**
5.	Warren Powers	1978-84	46
6.	Gwinn Henry	1923-31	40
7.	Al Onofrio	1971-77	38
8.	Larry Smith	1994-00	33
9.	Barry Odom	2016-19	25

MIZZOU HEAD COACHES ON FAUROT FIELD (MIN. 6 SEASONS)

NO.	COACH	YEARS	W-L-T	PCT
1.	**Eli Drinkwitz**	**7**	**37-10**	**.787**
2.	Dan Devine	13	45-16-5	.720
3.	Gary Pinkel	15	66-28	.702
4.	Don Faurot	19	57-26-4	.678
5.	Gwinn Henry	6	14-6-3	.674
6.	Warren Powers	7	26-15-2	.628
7.	Al Onofrio	7	22-17	.564

MOVING ON UP

- With Mizzou's season-opening victory, Head Coach **Eli Drinkwitz** moved into sole possession of fourth place on the program's all-time wins chart.
- Drinkwitz earned his 47th victory at the helm of the Tigers, breaking a tie with Warren Powers, who recorded 46 wins from 1978-84.

BANNER DAY

- Safety **Santana Banner** was flying all over the field vs. Troy, recording a career-high 16 tackles and leading the Tigers in stops for the first time in his career.
- Banner's 16 tackles were the most by a Mizzou defensive back in a single game since at least 2005.
- In addition, Banner's 16 tackles were tied for seventh most in a single game in program history.
- On the season, Banner is tied for fourth in the SEC with 82 total tackles, good for top 50 nationally.

SIONE TAKING IT THE OTHER WAY

- Cornerback **Sione Laulea** recorded his first interception as a Tiger in the win over the Trojans, returning the takeaway 28 yards to the Troy 18-yard line.
- The interception set up **Austin Simmons**' 12-yard touchdown pass to **Donovan Olugbode**, giving Mizzou its first lead of the game.
- It marked the third interception of Laulea's career and his first since picking off a pass against Illinois as a member of Oregon on Oct. 6, 2024.

IN THE KITCHEN

- Defensive end **Langden Kitchen** recorded two tackles for loss and forced his first fumble of the season on a sack against Troy.
- Kitchen's two tackles for loss were his most as a Tiger and his highest total since recording three for Northwest Missouri State against Central Oklahoma on Oct. 12, 2024.
- His second-quarter strip-sack was recovered by **Jason Dowell** and led to a Mizzou touchdown on the following play.

FOWLKES FLIES TO THE HOUSE

- Punt returner **DaMarion Fowlkes** provided the spark for Mizzou's comeback against Troy, returning a second-quarter punt 68 yards for the first touchdown of his career.
- The return marked Mizzou's longest since **Luther Burden III**'s 78-yard touchdown against Abilene Christian on Sept. 17, 2022.
- Fowlkes' score erased a 10-point deficit and ignited a stretch of 24 unanswered points for the Tigers.

THE BORDER BELONGS TO MISSOURI

- Mizzou earned a 38-21 victory over Kansas in the 122nd meeting between the rivals, extending its winning streak in the series to five games.
- The five-game streak matches the longest by the Tigers in series history, while Mizzou improved to 7-1 against Kansas since 2006.
- The Tigers have won each of their last four meetings with the Jayhawks by double digits, outscoring Kansas 139-69 across those contests.

PARTY LIKE IT'S 2001

- Mizzou's victory marked its first win in Lawrence since defeating Kansas, 38-34, during Gary Pinkel's first season at the helm in 2001.
- The Tigers improved to 59-54-9 in the all-time series and earned their 20th victory over the Jayhawks in Lawrence.

ROBERTS RULES THE RIVALRY

- Mizzou RB **Jamal Roberts** rushed for 125 yards and a touchdown on 28 carries to record the fourth 100-yard performance of his career.
- Roberts broke loose for a career-long 64-yard touchdown run during the second quarter, surpassing the 63-yard game-clinching run he recorded against Kansas last season.
- His 143 rushing yards in 2025 and 125 yards in 2026 rank fourth and fifth, respectively, among the top single-game rushing performances by a Tiger against Kansas.

SIMMONS SIZZLES

- QB **Austin Simmons** completed 19-of-29 passes for 292 yards and three touchdowns in his first taste of the Border War.
- Simmons became the first Tiger quarterback since at least 1995 to throw for 290 yards and three touchdowns against Kansas.

DONOVAN DELIVERS (AGAIN)

- Mizzou WR **Donovan Olugbode** registered his second consecutive 100-yard receiving performance, hauling in six passes for 121 yards and a touchdown at Kansas.
- It marked the second-straight game to begin the season in which he recorded a career-high in receiving yards.
- Olugbode led the Tigers in receiving in each of the first two games, totaling 14 receptions for 237 yards and three touchdowns.
- His 237 receiving yards marked the most by a Tiger through two games under head coach **Eli Drinkwitz** and the most to begin a season since **Emanuel Hall** totaled 342 yards through two games in 2018.
- Olugbode eclipsed the 100-yard mark during the first half of both contests.

TRIPLE THREAT

- Mizzou featured three players with at least 100 all-purpose yards against Kansas.
- RB **Jamal Roberts** led the way with 125 yards, followed by WR **Donovan Olugbode** with 121 and WR **Cayden Lee** with 120.
- It marked the second-consecutive meeting vs. Kansas in which three Tigers reached the century mark in all-purpose yardage.

TAKE IT AWAY, WOODYARD!

- Mizzou LB **Robert Woodyard Jr.** forced two turnovers on consecutive Kansas snaps during a game-changing third-quarter sequence.
- Woodyard forced the first fumble of his career and recovered it on the Jayhawks' opening possession of the second half before recording his first career interception on their next offensive play.
- Both takeaways resulted in Mizzou touchdowns, helping the Tigers turn a 14-14 tie into a 28-14 advantage in just 48 seconds.
- Woodyard Jr. became the first Mizzou player to record a forced fumble, fumble recovery and interception in the same game since **Anthony Sherrils** against Tennessee on Nov. 11, 2017.
- It marked just the third such performance by a Tiger since at least 1995. Sherrils accounted for the other two, making Woodyard Jr. only the second different Mizzou player to accomplish the feat during that span.
- Woodyard Jr. also became the first FBS player to produce that stat line this season and the first nationally since Dec. 5, 2025. Only four players accomplished the feat during the 2025 season.

OPENING STATEMENT

- Mizzou opened its 2026 campaign with a 54-14 victory over Arkansas-Pine Bluff, extending its winning streak in season openers to six games.
- The Tigers have now scored at least 50 points in three consecutive season openers and improved to 88-43-5 all-time in season-opening contests.
- Mizzou improved to 6-1 in season openers under Head Coach Eli Drinkwitz, while the Tigers have won 11 consecutive openers when nationally ranked.

FIRST-HALF FURY

- The Tigers wasted little time taking control against Arkansas-Pine Bluff, scoring 40 first-half points in their season-opening victory.
- The 40 points marked Mizzou's most in a first half since scoring 42 against Troy in 2019 and its most in the opening half of a season opener since recording 48 against Missouri State in 2017.
- Mizzou outgained the Golden Lions by a 376-6 margin over the opening 30 minutes, averaging 8.2 yards per play while limiting UAPB to just 0.2 yards per snap.

A NIGHT OF FIRSTS

- Several Tigers recorded career milestones during Mizzou's season-opening victory.
- **Shaun Terry II** registered his first career touchdown reception, **Cayden Lee** scored his first touchdown as a Tiger and **Matt Zollers** and **Preston Hatfield** each recorded their first rushing touchdowns of their collegiate careers.
- Defensively, **Elijah Dotson** recorded his first collegiate tackle for loss and forced fumble, while **Jason Dowell** registered his first collegiate sack.

SIMMONS DEBUT

- Southpaw transfer QB **Austin Simmons** shined in his Tiger debut vs. UAPB on Sept. 3.
- Simmons delivered a record-setting performance in his Mizzou debut, completing 17-of-19 passes for 252 yards and four touchdowns in the Tigers' 54-14 victory.
- Simmons' 89.5 completion percentage marked the highest by a quarterback in his Mizzou debut, surpassing **Beau Pribula**'s 82.1-percent effort against Central Arkansas in 2025.
- His 270.4 passer rating was also the highest by a Tiger quarterback in his debut, while his four touchdown passes rank second only to **Chase Daniel**'s five against Murray State in 2006.
- The Ole Miss transfer is the seventh different signal-caller to start during the Drinkwitz era, and the third transfer QB.

PRESEASON HONORS

- This preseason, a plethora of All-Conference and All-America honors, in addition to award watch list recognitions have rolled in for a handful of Tigers:
- **Ahmad Hardy** ... First Team All-America (AP, Walter Camp, The Athletic, USA TODAY), First Team All-SEC (AP, Coaches, Media), Maxwell Award Watch List, Walter Camp Award Watch List, Doak Walker Award Watch List
- **Cayden Green** ... Second Team All-America (AP, CBS, USA TODAY), First Team All-SEC (AP, Coaches, Media), Outland Trophy Watch List
- **Robert Woodyard Jr.** ... Third Team All-SEC (Coaches)
- **Brett Le Blanc** ... Second Team All-SEC (Coaches), Third Team All-SEC (Media)
- **Blake Craig** ... Allstate Wuerffel Trophy Watch List ... Allstate AFCA Good Works Team
- **Brett Norfleet** ... John Mackey Award Watch List
- **Dominick Giudice** ... Rimington Trophy Watch List, Campbell Award Watch List.

TIGERS DOMINANT IN NON-CON

- With its 27-17 win over Troy, Mizzou extended its regular-season non-conference win streak to 16 games, dating back to Sept. 17, 2022.
- Mizzou has owned its home turf in recent years against non-conference competition, winning each of its last 25 non-SEC games on Faurot Field dating back to an October 21, 2017, victory over Idaho.
- Under head coach **Eli Drinkwitz**, the Tigers are 23-5 overall in non-conference action - including wins over No. 7 Ohio State (2023 Cotton Bowl) and Iowa (2024 Music City Bowl).
- In regular-season non-conference action, Missouri is 21-2 under Drinkwitz.

TURN OUT THE LIGHTS

- Mizzou has won 13 consecutive home night games, dating back to a 45-14 victory over New Mexico State on Nov. 19, 2022.
- The Tigers' last home loss under the lights came against No. 1 Georgia, a 26-22 setback on Oct. 1, 2022.
- Mizzou's 31-24 loss at No. 24 Mississippi State snapped a 16-game winning streak in regular-season night games.
- The Tigers are now 18-2 over their last 20 night games overall and 5-1 in their last six night games played away from Memorial Stadium.
- The four night wins away from home in that stretch include this year's wins over Kansas and Arkansas, last season's 2OT win at Auburn, and a pair of '23 triumphs over Memphis in St. Louis and at Kentucky.

STACKING WINS

- MU enjoyed its third straight eight-win season in 2025, marking the second time in program history that the Tigers have crossed the mark in at least three successive seasons (2006-2011).
- The Tigers made history in 2024 by securing nine-plus victories for the 10th time in program history.
- Missouri's 11-2 season in 2023 represented the ninth time in program history - and the first since 2014 - the Tigers reached the nine-win mark.
- The back-to-back nine-win seasons marked the first time since 2013-14 and just the third time in program history (2013-14 & 2007-08) the Tigers had achieved the feat.

MIZZOU'S NINE-WIN SEASONS

YEAR	W-L	NOTES
2024	10-3	Music City Bowl
2023	11-2	Cotton Bowl
2014	11-3	SEC East/Citrus Bowl
2013	12-2	SEC East/Cotton Bowl
2010	10-3	Big 12 North/Insight Bowl
2008	10-4	Alamo Bowl
2007	12-2	Big 12 North/Cotton Bowl
1969	9-2	Big 8/Orange Bowl
1960	11-0	Big 8/Orange Bowl
1899	9-2	--

100 YEARS ON FAUROT

- Designed to preserve the stadium's tradition-rich elements while embracing a vibrant future for Mizzou, the $250 million **Memorial Stadium Centennial Project** has enhanced the fan experience by further enclosing the north end of the stadium and adding a variety of new premium seating options along the north end of the stadium along with additional upgrades throughout the facility.
- The Board of Curators approved the resolution on April 18, 2024, and the project broke ground on Nov. 30, 2024. The project was completed just prior to the start of the 2026 football season, coinciding with the 100-year anniversary of Mizzou's first game at Memorial Stadium.
- Memorial Stadium renovations include 160,500 square feet of new construction, along with 98,000 square feet of new premium seating areas. The project included development of 14 field-level open-air suites and two new club sections, including a 300-person field-level Rock M Club built directly below the historic Rock M Hill behind the north end zone.
- The renovations added 51 new suites in total, including 20 Tiger Dens featuring large social spaces in covered settings. New premium spaces include loge seating options and mezzanine club luxury outdoor seating.
- As the largest renovation project in Memorial Stadium's history, the Centennial Project emphasizes collaboration between the university, athletics department, donors and the broader Mizzou community.

TIGERS IN THE PROS

- As of November 16, 2026, Mizzou football has a total of 28 former student-athletes on NFL rosters.
- Most recently, Mizzou had six players selected in the 2026 NFL Draft, led by second-round picks DE **Zion Young** (45th overall, Baltimore Ravens) and LB **Josiah Trotter** (46th overall, Tampa Bay Buccaneers).
- DT **Chris McClellan** (Round 3, 77th overall, Green Bay Packers) and OL **Keagen Trost** (Round 3, 93rd overall, LA Rams) heard their names called the following day and made it four picks in the first three rounds.
- WR **Kevin Coleman Jr.** (Round 5, 177th overall, Miami Dolphins) and CB **Toriano Pride Jr.** (Round 7, 220th overall, Buffalo Bills) made it six total selection for Mizzou - tied for the most picks in the Drinkwitz era (2024).
- Former Mizzou OL **Armand Membou** was selected in the first round (7th overall) of the 2025 NFL Draft by the New York Jets, tying former Tiger **Aldon Smith** as the third-highest pick in program history. Standout WR **Luther Burden III** (Round 2, 39th overall, Chicago Bears) went in the next round to make a pair of day one picks.

Darius Robinson (DE - ACTIVE) ..... Arizona Cardinals
Harrison Mevis (K - PS) ..... Baltimore Ravens
Zion Young (DE/OLB - ACTIVE) ..... Baltimore Ravens
Akayleb Evans (CB - IR/RES.) ..... Carolina Panthers
Luther Burden III (WR - ACTIVE) ..... Chicago Bears
Javon Foster (OT - ACTIVE) ..... Cincinnati Bengals
Isaiah McGuire (DE - ACTIVE) ..... Cleveland Browns
Toriano Pride Jr. (CB - ACTIVE) ..... Cleveland Browns
Marcellus Johnson (OT - PS) ..... Dallas Cowboys
Kris Abrams-Draine (CB - ACTIVE) ..... Denver Broncos
Tyler Badie (RB/KR - IR/RES.) ..... Denver Broncos
Cody Schrader (RB - PS) ..... Denver Broncos
Johnny Walker (OLB/DE - PS) ..... Denver Broncos
Larry Borom (OT - ACTIVE) ..... Detroit Lions
Ennis Rakestraw Jr. (CB - ACTIVE) ..... Detroit Lions
Ty'Ron Hopper (LB - ACTIVE) ..... Green Bay Packers
Chris McClellan (DT - ACTIVE) ..... Green Bay Packers
Jaylon Carlies (LB - ACTIVE) ..... Indianapolis Colts
Nick Bolton (LB - ACTIVE) ..... Kansas City Chiefs
Theo Wease Jr. (WR - ACTIVE) ..... LA Chargers
Keagen Trost (OL - ACTIVE) ..... LA Rams
Kevin Coleman Jr. (WR/PR - ACTIVE) ..... Miami Dolphins
Brady Cook (QB - PS) ..... Miami Dolphins
Marcus Bryant (OT - ACTIVE) ..... New England Patriots
Khalil Jacobs (LB - IR/RES.) ..... New England Patriots
Armand Membou (OT - ACTIVE) ..... New York Jets
Drew Lock (QB - ACTIVE) ..... Seattle Seahawks
Josiah Trotter (LB - ACTIVE) ..... Tampa Bay Buccaneers

HISTORIC DEBUT FOR TROTTER

- Former Tiger and 2026 second round pick **Josiah Trotter** had a historic NFL debut for the Tampa Bay Buccaneers on Sept. 13.
- The rookie linebacker became the first player in NFL history with a sack and a pick-six in their NFL debut.
- Trotter posted quite the stat line, totaling 11 tackles, a sack, two TFL and a 38-yard pick-six.
- Trotter became the first player in franchise history to record a pick-six in his NFL debut while his performance also marked the first time a player recorded a sack, an interception and five-plus tackles in their NFL debut since TJ Watt did it in 2017, putting him in elite company.

ACADEMIC SUCCESS

- The Tigers posted a team GPA of 3.13 this spring to mark the highest team GPA in program history.
- Over 45 Tigers appeared on the SEC Honor Roll.
- In addition, 53 players earned a GPA of 3.0 or higher this past spring while 35 student-athletes achieved a GPA of 3.5 or higher.
- Last season, Mizzou boasted a 97% exhausted-eligibility graduation rate.
- A total of 14 student-athletes on Mizzou's 2026 roster have completed graduation: **Jaden Jones, Langden Kitchen, Nasir Pogue, Brett Brown, Josh Atkins, Austin Simmons, Nick Evers, Dominick Giudice, Brett LeBlanc, Anthony Favrow, Gavin Wyatt, Blake Craig, Tristan Wilson** and **Curtis Peagler**.

CHACE 2 DREAMS

- Walk-on junior OL **Chace Missouri** earned an athletic scholarship following a practice during fall camp in mid August.
- The video was featured on NBC's "There's Good News Tonight" segment on the nightly show, highlighting walk-on college football players across the country that were surprised with academic scholarships.
- "All of the hard work I put in the past three years paid off and that's the best feeling that anyone could ever have," Missouri said.

ELITE E.D.G.E.

- Energy. Details. Grit. Emotional Consistency.
- Head Coach Eli Drinkwitz introduced the acronym Elite E.D.G.E during his first seasons at Mizzou.
- The phrase is posted all around Mizzou's facilites and is mentioned frequently by all staff and student-athletes when asked to desribe the culture of the program.
- Drinkwitz believes positive Energy is contagious, and Details drive excellence and creates seperation.
- Drinkwitz describes Grit as a stubborn refusal to quit.
- Emotional consistency, Drinkwitz regards as the highest paid trait in the world.
- By showing up with those four traits, Mizzou gains an Elite E.D.G.E. over its opponent.

1960 NATIONAL CHAMPS

- First recognized by **Senator Eric Schmitt** on the floor of the U.S. Senate, Mizzou Athletics formally recognized the undefeated 1960 Missouri football team as national champions during halftime of the Tigers' Sept. 19 victory over Troy.
- The recognition is based on the Poling System, an NCAA-recognized historical national championship selector that named Missouri its 1960 national champion.
- Led by legendary head coach Dan Devine, the Tigers won the Big Eight championship and finished 11-0 following Kansas' forfeiture for using an ineligible player and Mizzou's 21-14 victory over Navy in the Orange Bowl.
- The 1960 Tigers climbed to No. 1 in the AP poll during the regular season and finished No. 5 in the final poll, which was conducted before bowl games until 1968.
- The ceremony will be part of the Memorial Stadium 100th Anniversary Game, during which the Tigers will wear special throwback uniforms honoring the program's history.

2026 MIZZOU DRIVE CHART

LONGEST SCORING DRIVES BY YARDS
(MIN. 70 YARDS)

OPP.	QTR.	PLAYS	YARDS	TIME	RESULT
UAPB	1	11	70	5:22	TD
KU	2	4	75	1:54	TD
KU	2	7	75	1:18	TD
MSU	3	5	75	1:44	TD
UF	2	5	75	2:21	TD
UF	3	6	75	2:36	TD
UF	4	4	80	1:50	TD
UF	4	1	80	0:12	TD
A&M	2	10	77	4:19	TD
A&M	3	12	76	6:51	TD
OM	1	10	75	4:23	FG
ARK	3	8	75	4:07	TD
UT	3	2	75	0:49	TD
UGA	2	8	75	3:42	TD
UGA	3	11	74	5:23	TD
UGA	4	13	81	7:32	TD

LONGEST SCORING DRIVES BY PLAYS
(MIN. 10 PLAYS)

OPP.	QTR.	PLAYS	YARDS	TIME	RESULT
UAPB	1	11	70	5:22	TD
UAPB	2	10	57	4:59	TD
KU	4	10	61	5:21	FG
MSU	1	14	41	5:49	MISS FG
UF	1	12	62	4:51	FG
UF	3	10	49	4:23	FG
A&M	2	10	77	4:19	TD
A&M	3	12	76	6:51	TD
OM	1	10	75	4:23	FG
ARK	2	16	48	8:14	FG
UGA	3	11	74	5:23	TD
UGA	4	13	81	7:32	TD

LONGEST SCORING DRIVES BY TIME
(MIN. 5:00)

OPP.	QTR.	PLAYS	YARDS	TIME	RESULT
UAPB	1	11	70	5:22	TD
KU	4	10	61	5:21	FG
MSU	1	14	41	5:49	MISS FG
A&M	3	12	76	6:51	TD
ARK	2	16	48	8:14	FG
UGA	3	11	74	5:23	TD
UGA	4	13	81	7:32	TD

GAME-OPENING DRIVES
(FIRST OFFENSIVE DRIVE OF EVERY GAME)

OPP.	QTR.	PLAYS	YARDS	TIME	RESULT
UAPB	1	11	70	5:22	TD
KU	1	3	4	1:20	PUNT
TROY	1	4	28	2:53	PUNT
MSU	1	9	43	3:28	DOWNS
UF	1	12	62	4:51	FG
A&M	1	5	18	2:28	INT
OM	1	10	75	4:23	FG
ARK	1	5	21	2:48	PUNT
UT	1	7	68	3:22	TD
UGA	1	1	0	0:12	INT

SECOND HALF-OPENING DRIVES
(FIRST OFFENSIVE DRIVE OF EVERY 2ND HALF)

OPP.	QTR.	PLAYS	YARDS	TIME	RESULT
UAPB	3	9	37	4:44	PUNT
KU	3	3	0	1:05	PUNT
TROY	3	7	34	3:51	PUNT
MSU	3	7	43	4:00	TD
UF	3	6	75	2:36	TD
A&M	3	7	42	2:30	FG
OM	3	8	34	3:08	PUNT
ARK	3	8	75	4:07	TD
UT	3	7	36	3:09	FG
UGA	3	3	-2	0:58	PUNT

FORCED THREE-AND-OUTS
(BY MIZZOU DEFENSE)

OPP.	QTR.	PLAYS	YARDS	TIME	RESULT
UAPB	1	3	-2	1:12	PUNT
UAPB	1	3	6	1:21	PUNT
UAPB	2	3	5	1:14	PUNT
UAPB	4	3	4	1:23	PUNT
UAPB	4	3	-11	2:01	PUNT
KU	*1**	*3*	*1*	*0:48*	*PUNT*
KU	2	3	3	0:22	HALF
KU	3	1	2	0:06	FUM
KU	3	1	0	0:12	INT
KU	3	3	6	1:38	PUNT
TROY	2	3	3	1:29	PUNT
TROY	2	3	1	1:39	PUNT
TROY	2	1	-10	0:13	FUM
TROY	4	3	8	1:34	PUNT
TROY	4	4	0	0:24	DOWNS
MSU	2	3	1	1:46	PUNT
MSU	2	2	0	0:16	INT
MSU	4	3	6	0:23	PUNT
UF	1	3	16	1:00	PUNT
UF	1	3	4	2:00	PUNT
UF	2	4	9	1:29	DOWNS
UF	2	3	-1	0:26	PUNT
UF	4	3	-3	1:03	PUNT
A&M	1	3	8	1:34	INT
A&M	1	3	9	1:50	PUNT
A&M	2	3	-4	1:57	PUNT
A&M	2	1	0	0:09	INT
A&M	2	3	3	1:03	PUNT
A&M	3	3	-10	2:30	PUNT
A&M	3	3	3	1:39	PUNT
OM	3	3	3	0:48	PUNT
ARK	1	3	1	0:47	INT
ARK	1	3	6	1:21	PUNT
ARK	3	1	20	0:15	FUM
ARK	4	2	17	0:27	FUM
UT	1	1	22	0:11	FUM
UT	2	3	8	0:55	PUNT
UT	4	3	6	1:36	PUNT
UGA	2	3	5	0:55	PUNT
UGA	2	3	3	0:46	PUNT
UGA	4	3	5	1:56	PUNT

SCORING DRIVE BREAKDOWN

By yardage	MIZ		OPP	
YARDS	TD	FG	TD	FG
0-9	-	1	2	1
10-19	5	1	-	1
20-29	1	-	-	-
30-39	2	3	-	1
40-49	4	5	-	1
50-59	3	1	2	2
60-69	2	3	7	3
70-79	12	1	8	2
80-89	3	-	6	1
90-99	-	-	1	-
D/ST/No Drive	2	-	1	-
Negative Yds.	-	-	-	-

SCORING DRIVE BREAKDOWN

By plays	MIZ		OPP	
PLAYS	TD	FG	TD	FG
1-3	9	-	4	-
4-6	12	3	7	2
7-9	6	7	10	2
10-14	6	4	5	4
15+	-	1	-	3
20+	-	-	-	1

CARDIAC CATS

COMEBACK WINS (23 since 2023)

Opponent	Largest Deficit	Result
Middle Tennessee (2023)	7-3 (8:14, 2Q)	23-19
Kansas State (2023)	7-0 (10:46, 1Q)	30-27
Memphis (2023)	10-7 (2:15, 1Q)	34-27
Vanderbilt (2023)	7-3 (3:46, 1Q)	38-21
Kentucky (2023)	14-0 (2:09, 1Q)	38-21
Tennessee (2023)	7-3 (12:25, 2Q)	36-7
Florida (2023)	7-3 (7:49, 1Q)	33-31
Ohio State (2023)	3-0 (3:12, 1Q)	14-3
Boston College (2024)	14-3 (9:44, 2Q)	27-21
Vanderbilt (2024)	7-0 (9:06, 1Q)	30-27
Auburn (2024)	17-3 (11:08, 3Q)	21-17
Oklahoma (2024)	23-16 (2:00, 4Q)	30-23
Mississippi State (2024)	3-0 (11:42, 1Q)	39-20
Arkansas (2024)	14-7 (11:41, 3Q)	28-21
Iowa (2024)	24-14 (5:19, 3Q)	27-24
Kansas (2025)	21-6 (2:13, 1Q)	42-31
South Carolina (2025)	17-12 (8:27, 3Q)	29-20
Auburn (2025)	17-10 (10:31, 4Q)	23-17
Arkansas (2025)	14-7 (14:12, 2Q)	31-17
Kansas (2026)	14-7 (1:48, 2Q)	38-21
Troy (2026)	10-0 (0:50, 1Q)	27-17
Florida (2026)	3-0 (8:06, 1Q)	45-17
Texas A&M (2026)	3-0 (4:46, 1Q)	27-6

(Time opposing team took the lead, quarter)

2ND HALF / OT COMEBACKS (13 since 2023)

Opponent	Deficit(s)	Result
Kansas State (2023)	24-17 (0:00, 4Q)	30-27
Kentucky (2023)	21-20 (14:14, 4Q)	38-21
Florida (2023)	14-13, 21-20 (3Q) 31-30 (0:05, 4Q)	33-31
Ohio State (2023)	3-0 (14:55, 4Q)	14-3
Vanderbilt (2024)	13-10 (8:18, 3Q) 27-20 (OT)	30-27
Auburn (2024)	17-3 (0:46, 4Q)	21-17
Oklahoma (2024)	9-3 (3Q), 23-16 (0:22, 4Q)	30-23
Arkansas (2024)	14-7 (3Q), 21-20 (1:53, 4Q)	28-21
Iowa (2024)	24-14 (3Q), 24-21 (4:36, 4Q)	27-24
Kansas (2025)	24-21 (3Q), 31-28 (4:14, 4Q)	42-31
South Carolina (2025)	17-12 (3Q), 20-18 (9:32, 4Q)	29-20
Auburn (2025)	17-10 (4Q, 2-OT)	23-17
Arkansas (2025)	14-7 (2Q), 17-14 (3Q) (11:57, 3Q)	31-17

(Time that Missouri regained the lead for remainder of game)

LARGEST COMEBACKS (since 2023)

15 points	(21-6) vs. Kansas
14 points	(14-0) at Kentucky, (17-3) vs. Auburn
11 points	(14-3) vs. Boston College

BIG PLAY CHART

20+ YARD PLAYS BY PLAYER

Player	No.	TD	Rush	Rec.	TO	Return
Cayden Lee	20	5	0	20	0	0
Donovan Olugbode	9	2	0	9	0	0
Jamal Roberts	8	3	6	2	0	0
Caleb Goodie Sr.	3	1	0	3	0	0
DaMarion Fowlkes	5	1	0	0	0	5
Naeshaun Montgomery	3	1	0	3	0	0
Shaun Terry II	1	1	0	1	0	0
Robert Woodyard Jr.	1	0	0	0	1	0
Sione Laulea	1	0	0	0	1	0
Jude James	1	0	0	1	0	0
Preson Hatfield	1	0	1	0	0	0
Trajen Greco	1	0	0	0	1	0

20+ YARD PLAYS BY GAME

Game	MIZ	TD	R/P/D/ST	OPP	TD	R/P/D/ST
UAPB	6	3	0/6/0/0	3	1	2/1/0/0
Kansas	8	2	1/6/1/0	5	2	1/3/0/1
TROY	4	0	1/1/1/1	2	2	0/2/0/0
Mississippi St	7	2	0/6/0/1	5	2	0/5/0/0
FLORIDA	8	3	2/6/0/0	4	1	0/3/0/1
TEXAS A&M	4	2	1/3/0/0	2	0	0/2/0/0
Ole Miss	7	0	0/6/0/1	6	1	3/3/0/0
Arkansas	4	0	2/1/1/0	4	0	0/4/0/0
TEXAS	3	1	0/2/0/1	7	3	0/6/0/1
Georgia	3	0	0/2/0/1	12	0	2/7/1/2
KENTUCKY						
OKLAHOMA						

MIZZOU'S LONGEST PLAYS

Rushing	80	Jamal Roberts vs. Florida (10/3)
Rushing TD	80	Jamal Roberts vs. Florida (10/3)
Passing	72	Simmons to Montgomery vs. Texas (11/7)
Passing TD	72	Simmons to Montgomery vs. Texas (11/7)
Punt Return	68	Fowlkes vs. Troy (9/19)
Kick Return	54	DaMarion Fowlkes vs. Miss. St. (9/26)
INT Return	28	Sione Laulea vs. Troy (9/19)
Fumble Return	12	Jason Dowell vs. Troy (9/19)
Field Goal	53	Blake Craig at Arkansas (10/31)
Punt	66	Brunno Reus vs. Kansas (9/11)

20-YARD+ PLAYS BY MIZZOU (54)

Yards	Type	Players	Opp.
25	***Pass***	***Simmons to Terry II***	***UAPB***
24	Pass	Simmons to Olugbode	UAPB
20	Pass	Simmons to Lee	UAPB
35	***Pass***	***Simmons to Olugbode***	***UAPB***
47	***Pass***	***Simmons to Lee***	***UAPB***
29	Pass	Zollers to Montgomery	UAPB
65	Pass	Simmons to Olugbode	KU
21	Pass	Simmons to Lee	KU
64	***Rush***	***Roberts***	***KU***
24	Pass	Simmons to Olugbode	KU
27	***Pass***	***Simmons to Lee***	***KU***
20	Pass	Simmons to Lee	KU
27	INT	Woodyard Jr.	KU
26	Pass	Simmons to Lee	KU
23	Pass	Simmons to Lee	TROY
68	***PR***	***Fowlkes***	***TROY***
28	INT	Laulea	TROY
20	Rush	Roberts	TROY
21	Pass	Simmons to Olugbode	MSU
21	Pass	Simmons to Roberts	MSU
21	***Pass***	***Simmons to Lee***	***MSU***
23	Pass	Simmons to Lee	MSU
28	***Pass***	***Simmons to Lee***	***MSU***
37	Pass	Simmons to Lee	MSU
54	KR	Fowlkes	MSU
22	Pass	Simmons to Olugbode	UF
47	***Pass***	***Simmons to Olugbode***	***UF***
29	Pass	Simmons to Lee	UF
31	***Pass***	***Simmons to Goodie Sr.***	***UF***
36	Pass	Simmons to Goodie Sr.	UF
21	Pass	Simmons to Lee	UF
80	***Rush***	***Roberts***	***UF***
77	Rush	Roberts	UF
32	***Pass***	***Simmons to Lee***	***A&M***
20	Pass	Simmons to Lee	A&M
25	Pass	Simmons to Lee	A&M
54	***Rush***	***Roberts***	***A&M***
22	Pass	Simmons to Goodie Sr.	OM
43	Pass	Simmons to Lee	OM
21	Pass	Simmons to Roberts	OM
22	Pass	Simmons to James	OM
23	Pass	Simmons to Olugbode	OM
34	Pass	Simmons to Montgomery	OM
40	Return	Fowlkes	OM
22	INT	Greco	ARK
46	Pass	Simmons to Lee	ARK
43	Rush	Roberts	ARK
37	Rush	Hatfield	ARK
22	Pass	Simmons to Lee	UT
27	KR	Fowlkes	UT
72	***Pass***	***Simmons to Montgomery***	***UT***
34	Pass	Simmons to Lee	UGA
24	Pass	Simmons to Olugbode	UGA
23	KR	Fowlkes	UGA

20-YARD+ PLAYS BY OPPONENT (50)

Yards	Type	Players	Team
23	Pass	Schierholz to Robinson	UAPB
27	***Rush***	***Webber***	***UAPB***
27	Rush	Williams	UAPB
88	***Return***	***Alexander***	***KU***
32	Pass	Marshall to McMillan	KU
21	Pass	Marshall to Kubecka	KU
24	Rush	Edwards	KU
20	***Pass***	***Marshall to McMillan***	***KU***
76	***Pass***	***Crowder to Keyes***	***TROY***
55	***Pass***	***Crowder to Kinchen***	***TROY***
43	***Pass***	***Taylor to Magee***	***MSU***
24	Pass	Taylor to Johnson	MSU
23	Pass	Taylor to Evans III	MSU
48	Pass	Taylor to Evans III	MSU
24	***Pass***	***Taylor to Magee***	***MSU***
24	Pass	Philo to Wilson	UF
21	Pass	Philo to Wilson	UF
42	***Pass***	***Jones Jr. to Abrams***	***UF***
31	Return	Montgomery	UF
32	Pass	Reed to Norman	A&M
20	Pass	Reed to Morrow	A&M
22	Rush	Frazier	OM
21	***Pass***	***Chambliss to Fields***	***OM***
25	Pass	Chambliss to Cunningham	OM
20	Rush	Frazier	OM
23	Rush	Lacy	OM
23	Pass	Chambliss to Fields	OM
37	Pass	Jackson to Jordan	ARK
20	Pass	Jackson to Jordan	ARK
22	Pass	Jackson to Faupel	ARK
22	Pass	Jackson to Cisse	ARK
28	KR	Niblett	UT
24	***Pass***	***Manning to Cooper***	***UT***
22	Pass	Manning to Mosley V	UT
22	Pass	Manning to Wingo	UT
31	Pass	Manning to Mosley V	UT
25	***Pass***	***Manning to Bishop Jr.***	***UT***
23	***Pass***	***Manning to Brown***	***UT***
30	INT	Wilson	UGA
33	Pass	Stockton to Canion	UGA
26	Pass	Stockton to Luckie	UGA
24	Pass	Stockton to Taylor	UGA
24	Pass	Stockton to Dandridge Jr.	UGA
22	Pass	Stockton to Reddell	UGA
30	PR	White-Helton	UGA
58	KR	White-Helton	UGA
29	Rush	Phillips Jr.	UGA
22	Rush	Dandridge Jr.	UGA
26	Pass	Stockton to Dandridge Jr.	UGA
29	Pass	Puglisi to Taylor	UGA

MIZZOU RED ZONE BREAKDOWN

OPPONENT	RZ APP.	SCORES	TD	R/P	FG	FAILED TO SCORE MISS FG/DOWN/FUM/INT/TIME				
UAPB	**5**	**5**	**4**	**3/1**	**1**	**0**	**0**	**0**	**0**	**0**
Kansas	*7*	*4*	*3*	*1/2*	*1*	*2*	*0*	*0*	*0*	*1*
TROY	**5**	**4**	**2**	**1/1**	**2**	**0**	**0**	**0**	**0**	**1**
Mississippi St.	*4*	*3*	*2*	*0/2*	*1*	*0*	*1*	*0*	*0*	*0*
FLORIDA	**3**	**3**	**2**	**2/0**	**1**	**0**	**0**	**0**	**0**	**0**
TEXAS A&M	**1**	**1**	**1**	**1/0**	**0**	**0**	**0**	**0**	**0**	**0**
Ole Miss	*3*	*1*	*0*	*0/0*	*1*	*1*	*0*	*0*	*1*	*0*
Arkansas	*5*	*4*	*3*	*1/2*	*1*	*0*	*0*	*1*	*0*	*0*
TEXAS	**3**	**2**	**1**	**0/1**	**1**	**1**	**0**	**0**	**0**	**0**
Georgia	*4*	*3*	*3*	*0/3*	*0*	*1*	*0*	*0*	*0*	*0*
TOTALS	**40**	**30**	**21**	**9/12**	**9**	**5**	**1**	**1**	**1**	**2**

OPPONENTS RED ZONE BREAKDOWN

OPPONENT	RZ APP.	SCORES	TD	R/P	FG	FAILED TO SCORE MISS FG/DOWN/FUM/INT/TIME				
UAPB	**1**	**1**	**1**	**0/1**	**0**	**0**	**0**	**0**	**0**	**0**
Kansas	*2*	*2*	*2*	*0/2*	*0*	*0*	*0*	*0*	*0*	*0*
TROY	**1**	**1**	**0**	**0/0**	**1**	**0**	**0**	**0**	**0**	**0**
Mississippi St.	*4*	*3*	*2*	*1/1*	*1*	*0*	*1*	*0*	*0*	*0*
FLORIDA	**2**	**2**	**1**	**0/1**	**1**	**0**	**0**	**0**	**0**	**0**
TEXAS A&M	**3**	**1**	**0**	**0/0**	**1**	**0**	**1**	**0**	**1**	**0**
Ole Miss	*4*	*4*	*3*	*1/2*	*1*	*0*	*0*	*0*	*0*	*0*
Arkansas	*3*	*2*	*1*	*1/0*	*1*	*0*	*1*	*0*	*0*	*0*
TEXAS	**4**	**4**	**2**	**1/1**	**2**	**0**	**0**	**0**	**0**	**0**
Georgia	*7*	*7*	*6*	*5/1*	*1*	*0*	*0*	*0*	*0*	*0*
TOTALS	**31**	**27**	**18**	**9/9**	**9**	**0**	**3**	**0**	**1**	**0**

MIZZOU CAREER PARTICIPATION CHART

PLAYER	Consecutive GP-GS	Career G-GS	2026 G-GS	2025 G-GS	2024 G-GS	2023 G-GS	2022 G-GS	2021 G-GS	2020 G-GS
Santana Banner	23-10	40-22	10-10	13-1	*12-11	*5-0	-	-	-
CJ Bass III	0-0	10-0	7-0	3-0	-	-	-	-	-
Jeremiah Beasley	23-0	35-0	10-0	13-0	12-0	-	-	-	-
JaDon Blair	0-0	2-0	1-0	*1-0	-	-	-	-	-
Malik Bryant	0-0	24-0	4-0	*4-0	*12-0	*4-0	-	-	-
JJ Bush	8-0	9-0	9-0	-	-	-	-	-	-
Khalief Canty Jr.	0-0	2-0	2-0	-	-	-	-	-	-
Blake Craig	10-0	27-0	10-0	1-0	13-0	3-0	-	-	-
Nick Deloach Jr.	36-0	36-7	10-0	13-0	13-7	0-0	-	-	-
Elijah Dotson	21-7	22-7	10-7	*12-0	-	-	-	-	-
Jason Dowell	10-0	13-0	10-0	3-0	-	-	-	-	-
Xai'shaun Edwards	0-0	23-8	8-0	*12-8	*3-0	-	-	-	-
Nick Evers	0-0	13-8	1-0	*2-0	*9-8	-	*1-0	-	-
Jahlil Florence	10-5	31-12	10-5	*2-0	-	*11-9	*8-0	-	-
Malae Fonoti	0-0	15-0	1-0	*11-0	*3-0	-	-	-	-
Damarion Fowlkes	11-0	21-1	10-1	11-0	-	-	-	-	-
Dominick Giudice	22-22	40-27	10-10	13-13	*10-5	*3-0	*3-0	*2-0	-
Caleb Goodie Sr.	13-1	32-19	10-1	*12-10	*11-7	*9-1	-	-	-
Marquis Gracial	36-11	39-17	10-10	13-6	13-1	2-0	1-0	-	-
Chris Graves Jr.	51-11	51-20	10-10	*15-9	*13-0	*13-1	-	-	-
Trajen Greco	36-1	36-4	10-4	13-0	13-0	-	-	-	-
Cayden Green	9-9	44-29	9-9	11-11	13-13	*11-5	-	-	-
Whit Hafer	22-0	23-0	10-0	12-0	1-0	-	-	-	-
Jackson Hancock	8-0	22-0	9-0	12-0	1-0	-	-	-	-
Ahmad Hardy	3-0	28-20	3-0	13-11	*12-9	-	-	-	-
Jordon Harris	18-4	46-18	10-5	13-6	12-6	12-1	-	-	-
Mark Hensley	35-0	35-12	10-0	*12-12	*13-0	-	-	-	-
Daeden Hopkins	10-0	14-3	10-3	4-0	-	-	-	-	-
Brian Huff	23-0	24-0	10-0	13-0	1-0	-	-	-	-
Jude James	23-0	25-1	10-1	13-0	2-0	-	-	-	-
DeMarcus Johnson	8-0	20-0	9-0	*1-0	*10-0	-	-	-	-
Jaden Jones	0-0	27-3	8-0	*12-3	-	*5-0	*2-0	-	-
Ryan Jostes	0-0	3-0	2-0	2-0	-	-	-	-	-
Cameron Keys	23-0	24-0	10-0	13-0	1-0	-	-	-	-
Langden Kitchen	0-0	39-10	8-7	12-0	*11-3	*8-0	-	-	-
Jack Lange	10-0	11-1	10-1	1-0	-	-	-	-	-
Kenric Lanier II	10-0	29-2	10-0	*10-2	*9-0	-	-	-	-
Sione Laulea	10-0	41-8	10-5	*6-0	*4-0	*10-0	*10-0	-	-
Brett Le Blanc	24-0	28-0	10-0	13-0	12-0	13-0	-	-	-
Cayden Lee	42-5	48-37	10-9	*15-15	*13-12	*10-1	-	-	-
Kensley Louidor-Faustin	20-0	29-12	10-9	*11-3	*8-0	-	-	-	-
Jalen Marshall	32-10	37-12	10-10	13-1	12-1	1-0	1-0	-	-
Dante McClellan	22-0	22-0	10-0	12-0	-	-	-	-	-
Neashaun Montgomery	10-0	14-9	10-9	*4-0	-	-	-	-	-
Kamauryn Morgan	0-0	15-0	5-0	*10-0	-	-	-	-	-
Brett Norfleet	3-0	43-29	9-4	11-10	11-8	12-7	-	-	-
Donovan Olugbode	23-14	23-14	10-10	13-4	-	-	-	-	-
Zack Owens	1-0	29-10	4-0	*13-10	*10-0	*2-0	-	-	-
Curtis Peagler	24-23	26-23	10-10	13-13	3-0	-	-	-	-
Logan Reichert	14-0	35-0	10-0	4-0	11-0	-	-	-	-
Brunno Reus	10-0	14-0	10-0	*4-0	-	-	-	-	-
Oliver Robbins	0-0	25-0	2-0	13-0	10-0	-	-	-	-
Jamal Roberts	36-10	38-12	10-10	13-2	13-0	2-0	-	-	-
Nicholas Rodriguez	34-12	34-12	10-10	13-3	11-0	-	-	-	-
Mark Shenouda	0-0	22-0	0-0	*12-0	*10-0	-	-	-	-
Austin Simmons	10-10	27-12	10-10	*8-2	*9-0	-	-	-	-
Donta Simpson	10-0	13-0	10-0	*3-0	-	-	-	-	-
Darris Smith	5-4	37-8	8-7	13-1	0-0	*5-0	*11-0	-	-
Colin Sorensen	0-0	24-0	3-0	*13-0	*8-0	-	-	-	-
Carter Stewart	0-0	2-0	2-0	-	-	-	-	-	-
Shaun Terry II	10-0	12-0	10-0	2-0	-	-	-	-	-
Cavan Tuley	0-0	34-0	4-0	*12-0	*11-0	*7-0	-	-	-
Bobby Washington	10-0	24-0	10-0	-	*10-0	*4-0	-	-	-
Sterling Webb	22-0	60-28	10-2	12-8	13-3	*14-8	*11-7	-	-
Elias Williams	0-0	5-0	0-0	-	3-0	2-0	-	-	-
Sam Williams	0-0	8-0	0-0	2-0	6-0	-	-	-	-
Tristan Wilson	27-10	32-10	10-10	13-0	8-0	1-0	-	-	-
Robert Woodyard Jr.	23-21	39-21	10-10	*12-11	*10-0	*3-0	*4-0	-	-
Luke Work	32-10	33-18	10-10	*12-1	*11-7	-	-	-	-
Matt Zollers	2-0	12-3	4-0	8-3	-	-	-	-	-

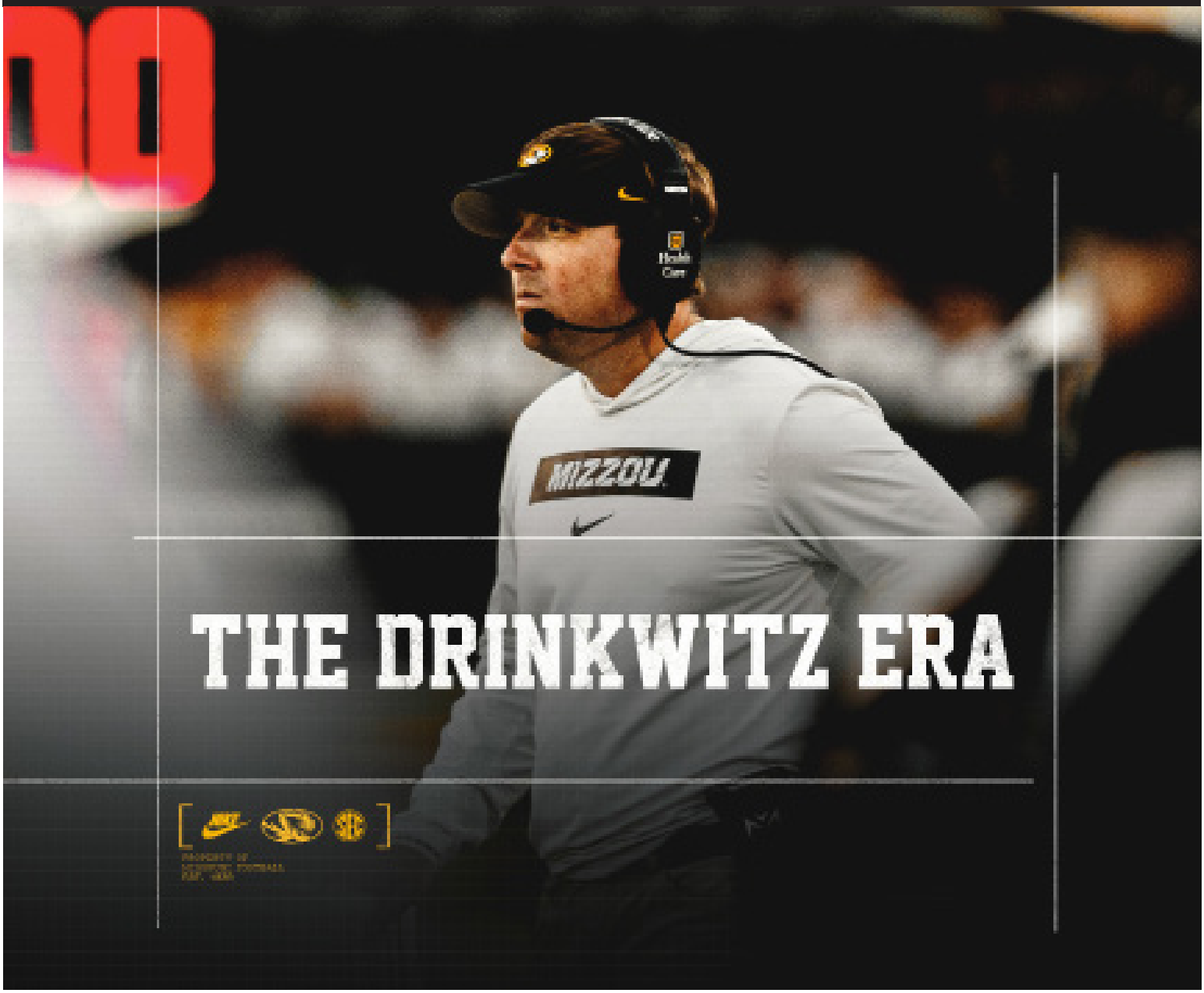

THE TIGERS - A DRINKWITZ-ERA COMPARISON

CATEGORY	2020	2021	2022	2023	2024	2025	2026
Points Per Game	26.7	29.1	24.8	32.5	28.9	30.2	30.2
Total TDs	31	41	34	50	43	50	35
Yards Per Game	402.0	413.7	369.8	434.3	389.5	416.3	401.9
Yards Per Play	5.6	5.9	5.4	6.5	5.5	5.9	5.9
Rushing Yards Per Game	135.2	179.8	155.7	172.0	164.5	228.3	152.6
Rushing Yards Per Carry	3.9	5.0	4.1	4.5	4.1	5.3	4.4
Passing Yards Per Game	266.8	233.9	214.1	262.3	225.1	188.0	249.3
Passing Yards Per Attempt	7.4	6.7	7.0	9.0	7.2	6.8	7.6
Penalties/Yards/Per Game	58/498/49.8	83/775/59.6	101/828/63.7	93/709/54.5	73/658/50.6	71/665/51.1	63/583/58.3
Third-Down Conversion	43%	45%	40%	43%	46%	45%	37%
Red Zone Conversion (TDs)	94% (59% TDs)	90% (65% TDs)	81% (60% TDs)	97% (62% TDs)	92% (62% TDs)	86% (63% TDs)	75% (53% TDs)
Takeaways	10 (4 INT/6 FR)	16 (11 INT/5 FR)	18 (11 INT/7 FR)	19 (9 INT/10 FR)	17 (7 INT/10 FR)	12 (7 INT/5 FR)	16 (7 INT/9 FR)
Giveaways	14 (6 INT/8 FL)	13 (11 INT/2 FL)	21 (9 INT/12 FL)	9 (7 INT/2 FL)	9 (5 INT/4 FL)	17 (11 INT/6 FL)	7 (3 INT/4 FL)
Points Allowed Per Game	32.3	33.8	25.2	20.8	20.4	18.9	20.1
Total TDs Allowed	42	57	37	31	29	29	28
Yards Allowed Per Game	408.0	434.2	339.9	336.1	317.5	277.3	344.2
Yards Allowed Per Play	6.1	6.4	5.3	5.3	5.4	4.5	5.1
Rushing Yards Allowed	162.2	227.4	125.5	122.8	136.2	103.8	104.4
Yards Allowed Per Carry	4.5	5.3	3.7	3.8	4.1	3.2	3.1
Passing Yards Allowed	245.8	206.8	214.4	213.2	181.3	173.5	239.8
Yards Allowed Per Attempt	7.9	8.2	7.1	6.8	7.3	6.0	7.1
Opponent Third-Down Conversion	38%	43%	34%	37%	30%	35%	38%
Opponent Red Zone Conversion (TDs)	92% (81% TDs)	94% (76% TDs)	88% (65% TDs)	82% (54% TDs)	83% (56% TDs)	86% (56% TDs)	87% (58%)

OFFENSE

LT	**70**	**Cayden Green**	**6-5**	**324**	**Sr.**
	75	Jack Lange	6-8	318	So.
LG	**73**	**Tristan Wilson**	**6-4**	**311**	**5th**
	52	Zach Owens	6-6	330	Sr.
C	**56**	**Dominick Giudice**	**6-3**	**305**	**Gr.**
	72	Colin Sorensen	6-3	292	Jr.
RG	**77**	**Curtis Peagler**	**6-4**	**335**	**5th**
	58	Khalief Canty Jr.	6-4	311	Fr.
RT	**51**	**Luke Work**	**6-6**	**310**	**Jr.**
	74	Whit Hafer	6-6	310	Jr.
TE-Y	**87**	**Brett Norfleet**	**6-6**	**255**	**Sr.**
-OR-	**86**	**Jordon Harris**	**6-4**	**268**	**Sr.**
	89	Jude James	6-2	235	Jr.
WR-X	**0**	**Naeshaun Montgomery**	**6-1**	**190**	**So.**
-OR-	**2**	**Caleb Goodie Sr.**	**6-1**	**183**	**Sr.**
	17	Kenric Lanier II	6-1	205	Sr.
WR-H	**19**	**Cayden Lee**	**5-11**	**180**	**Sr.**
	4	Shaun Terry II	5-11	180	So.
WR-Z	**1**	**Donovan Olugbode**	**6-2**	**210**	**So.**
	3	DaMarion Fowlkes	5-9	188	So.
QB	**13**	**Austin Simmons**	**6-4**	**220**	**Sr.**
	5	Matt Zollers	6-4	215	So.
RB	**20**	**Jamal Roberts**	**6-0**	**216**	**Sr.**
	29	Ahmad Hardy	5-10	210	Jr.
	28	Preston Hatfield	5-9	170	Fr.

DEFENSE

DE	**11**	**Langden Kitchen**	**6-6**	**265**	**Sr.**
	10	Daeden Hopkins	6-6	250	So.
	90	Sterling Webb	6-1	285	5th
NT	**3**	**Marquis Gracial**	**6-4**	**315**	**5th**
	92	Jason Dowell	6-2	295	So.
DT	**95**	**Jalen Marshall**	**6-4**	**335**	**5th**
	90	Sterling Webb	6-1	285	5th
JACK	**19**	**Darris Smith**	**6-5**	**265**	**5th**
	12	Malik Bryant	6-2	240	Sr.
WLB	**5**	**Nicholas Rodriguez**	**6-0**	**225**	**Jr.**
	9	Dante McClellan	6-1	227	So.
MLB	**0**	**Robert Woodyard Jr.**	**6-0**	**233**	**Sr.**
	6	Jeremiah Beasley	6-0	235	Jr.
-OR-	17	Brian Huff	6-2	226	Jr.
STAR	**7**	**Kensley Louidor-Faustin**	**5-11**	**190**	**Jr.**
-OR-	**22**	**Elijah Dotson**	**6-1**	**190**	**So.**
	14	CJ Bass III	6-1	205	So.
ROVER	**15**	**Santana Banner**	**6-3**	**215**	**Sr.**
	28	Jayden McGregory	6-2	198	Fr.
FS	**4**	**Trajen Greco**	**6-0**	**196**	**Jr.**
	18	JaDon Blair	6-5	213	So.
-OR-	34	Jackson Hancock	6-0	200	Jr.
CB	**1**	**Chris Graves Jr.**	**6-0**	**187**	**5th**
-OR-	**21**	**Jahlil Florence**	**6-1**	**192**	**5th**
	24	Nick DeLoach Jr.	6-0	190	Sr.
CB	**2**	**Sione Laulea**	**6-4**	**200**	**5th**
-OR-	**21**	**Jahlil Florence**	**6-1**	**192**	**5th**
	20	Cameron Keys	5-11	181	Jr.

SPECIAL TEAMS

P	**40**	**Brunno Reus**	**6-0**	**206**	**So.**
	43	John Butcher	6-1	213	Sr.
PK	**19**	**Blake Craig**	**5-11**	**200**	**Sr.**
	40	Brunno Reus	6-0	206	So.
H	**40**	**Brunno Reus**	**6-0**	**206**	**So.**
	43	John Butcher	6-1	213	Sr.
KO	**40**	**Brunno Reus**	**6-0**	**206**	**So.**
	48	Oliver Robbins	5-10	181	Jr.
SNP	**49**	**Brett Le Blanc**	**6-2**	**215**	**Sr.**
	38	Henry Crosby	6-2	190	So.
PR	**3**	**DaMarion Fowlkes**	**5-9**	**188**	**So.**
	0	Naeshaun Montgomery	6-1	190	So.
KOR	**3**	**DaMarion Fowlkes**	**5-9**	**188**	**So.**
	0	Naeshaun Montgomery	6-1	190	So.
-OR-	1	Chris Graves Jr.	6-0	187	5th

PRONUNCIATIONS

Naeshaun Montgomery ..... Nay-shawn
Donovan **Olugbode** ..... Uh-loo-bih-day
Sione Laulea ..... See-oh-nay Law-lay-uh
DaMarion Fowlkes ..... Duh-MARR-ion
Marquis **Gracial** ..... Graw-see-all
Trajen Greco ..... Trey-jen Greck-oh
Matt **Zollers** ..... rhymes with dollars
Kensley **Louidor-Faustin** ..... Lou-uh-door FOST-in
Daeden Hopkins ..... Day-den
Malik Bryant ..... Muh-leak
Kenric **Lanier** II ..... Luh-near
Jahlil Florence ..... Juh-lil
Malae Fonati ..... MUH-lie PHONE-uh-tee
Xai'Shaun Edwards ..... ZIE-Shawn
Kamauryn Morgan ..... KUH-MAR-ion
Mark **Shenouda** ..... Shuh-NEW-DUH
Trashundon Neal ..... TRUH-Shawn-done
Brunno **Reus** ..... Royce
Cavan Tuley ..... Cah-VIN TOOL-ey
Dominick **Giudice** ..... JEW-duh-CHAY
Khalief Canty Jr. ..... KA-leaf
Ryan **Jostes** ..... Joe-stus

ALPHABETICAL ROSTER

No.	Name	Pos.	Ht.	Wt.	Yr.	Hometown/Previous
54	Josh Atkins	OL	6-3	315	5th-Gr.	Arlington, Texas/Mansfield Timberview/Hawai'i/Houston/Ariz. St.
15	Santana Banner	S	6-3	215	Sr.	Flint, Mich./Mountain View [Ga.]/Northern Illinois
14	CJ Bass III	S	6-1	205	So.	St. Louis, Mo./East St. Louis Senior [Ill.]
6	Jeremiah Beasley	LB	6-0	235	Jr.	Detroit, Mich./Belleville/Michigan
35	Ahmad Billins	CB	6-1	165	Fr.	Abbeville, Ala./Abbeville Christian Academy
18	JoDon Blair	S	6-5	213	So.	Winston-Salem, N.C./Mount Tabor/Notre Dame
80	Jayden Bolton	WR	6-2	190	5th	Frisco, Texas/Lone Star/UMHB
11	Jabari Brady	WR	6-1	212	Fr.	North Lauderdale, Fla./Monarch
14	Brett Brown	QB	6-1	190	5th-Gr.	Brentwood, Tenn./Battle Ground Academy
12	Malik Bryant	EDGE	6-2	240	Sr.	Orlando, Fla./Jones/Miami
33	JJ Bush	LB	6-1	222	Fr.	Mobile, Ala./Theodore
43	John Butcher	P	6-1	213	Sr.	San Diego, Calif./Grossmont/Grossmont CC
58	Khalief Canty Jr.	OL	6-4	311	Fr.	Detroit, Mich./Cass Technical
19	Blake Craig	K	5-11	200	Sr.-Gr.	Kansas City, Mo./Liberty North
38	Henry Crosby	LS	6-2	190	So.	Memphis, Tenn./Evangelical Christian School
46	Jackson Daily	LB	6-1	235	Jr.	Alma, Ark./Alma
24	Nick DeLoach Jr.	CB	6-0	190	Sr.	Cahokia, Ill./Cahokia
22	Elijah Dotson	S	6-1	190	So.	Detroit, Mich./Belleville/Michigan
92	Jason Dowell	DT	6-2	295	So.	Cahokia, Ill./Althoff Catholic
96	Aidan Dubbert	EDGE	6-3	240	Sr.	Columbia, Mo./Rock Bridge
24	Xai'Shaun Edwards	RB	5-9	198	Jr.	League City, Texas/Clear Springs/Houston Christian
69	Braylon Ellison	OL	6-4	300	Fr.	Booneville, Mo./Booneville
10	Nick Evers	QB	6-3	195	5th-Gr.	Flower Mound, Texas/Flower Mound/Okla./Wis./UConn
41	Graham Faust	S	6-3	175	Fr.	St. Louis, Mo./MICDS
31	Anthony Favrow	RB	5-8	198	5th-Gr.	San Clemente, Calif./Olathe West [Kan.]
93	Jacques Felix	DT	6-3	275	Fr.	St. Louis, Mo./Cardinal Ritter
82	Karsten Fiene	WR	6-2	195	Fr.	Lee's Summit/Lee's Summit
81	Noah Flaskamp	WR	6-1	200	Sr.	Collierville, Tenn./Collierville
21	Jahlil Florence	CB	6-1	192	5th	San Diego, Calif./Lincoln/Oregon
21	Malae Fonoti	RB	5-10	209	Jr.	La'ie, Hawai'i/Kahuku/Montana
3	DaMarion Fowlkes	WR	5-9	188	So.	Montgomery Village, Md./Our Lady of Good Counsel
99	Jadon Frick	DT	6-0	270	Jr.	Orlando, Fla./Boone
26	Jaxson Gates	CB	6-0	185	Fr.	Fontana, Calif./Damien
56	Dominick Giudice	OL	6-3	305	5th-Gr.	Freehold, N.J./Mater Dei/Michigan
2	Caleb Goodie Sr.	WR	6-1	183	Sr.	Breaux Bridge, La./Port Arthur Memorial/Colo. St./Cincinnati
3	Marquis Gracial	DT	6-4	315	5th	St. Louis, Mo./St. Charles
1	Chris Graves Jr.	CB	6-0	187	5th	Fort Myers, Fla./Bishop Verot/Miami/Ole Miss
4	Trajen Greco	S	6-0	196	Jr.	Buford, Ga./Mill Creek
70	Cayden Green	OL	6-5	324	Sr.	Lee's Summit, Mo./Lee's Summit North/Oklahoma
36	Sean Gross	LS	6-0	219	So.	St. Louis, Mo./Westminster Christian Academy
74	Whit Hafer	OL	6-6	310	Jr.	Joplin, Mo./Joplin
34	Jackson Hancock	S	6-0	200	Jr.	Canton, Ga./Sequoyah
29	Ahmad Hardy	RB	5-10	210	Jr.	Oma, Miss./Lawrence County/Louisiana Monroe
86	Jordon Harris	TE	6-4	268	Sr.	Pine Bluff, Ark./Pine Bluff
38	Keenan Harris	LB	6-0	224	Fr.	St. Louis, Mo./St. Louis University
28	Preston Hatfield	RB	5-9	170	Fr.	Lee's Summit/Lee's Summit
57	Mark Hensley	DT	6-3	290	Sr.	Washington, Mo./Washington
39	Maddux Hermestroff	S	6-0	182	So.	Mundelein, Ill./Mundelein
12	Devyon Hill-Lomax	WR	6-3	193	Fr.	Edwardsville, Ill./Edwardsville
88	Gavin Hoffman	TE	6-5	245	Jr.	Leawood, Kan./Blue Valley Northwest/Iowa
10	Daeden Hopkins	EDGE	6-6	250	So.	Hermann, Mo./Hermann
17	Brian Huff	LB	6-2	226	Jr.	Jonesboro, Ark./Valley View
26	Brady Hultman	RB	5-11	201	So.	St. Charles, Mo./Francis Howell/Wyoming
89	Jude James	TE	6-2	235	Jr.	St. Charles, Mo./Francis Howell
18	Isaac Jensen	TE	6-6	240	Fr.	Omaha, Neb./Millard South
52	Demarcus Johnson	EDGE	6-6	270	Jr.	Roseland, La./Fort Bend Marshall/Hutchinson CC
32	Brody Jones	S	6-3	190	Fr.	Fayetteville, Ark./Fayetteville
13	Jaden Jones	EDGE	6-5	260	5th-Gr.	Montgomery, Ala./Park Crossing/Hutchinson CC/FSU
78	Johnnie "DJ" Jones Jr.	OL	6-6	280	Fr.	Ruskin, Fla./Venice
71	Ryan Jostes	OL	6-6	317	Jr.	Washington, Mo./Washington
55	Will Kemna	OL	6-4	290	So.	Eldon, Mo./Helias/Kansas State
20	Cameron Keys	CB	5-11	181	Jr.	Panama City, Fla./A. Crawford Mosley
25	Jason King	LB	6-0	225	So.	St. Louis, Mo./De Smet Jesuit
11	Langden Kitchen	EDGE	6-6	265	Sr.-Gr.	Huntsville, Mo./Westran/Northwest Missouri State
75	Jack Lange	OL	6-8	318	So.	Eureka, Mo./Eureka
17	Kenric Lanier II	WR	6-1	205	Sr.	Decatur, Ga./Decatur/Minnesota
2	Sione Laulea	CB	6-4	200	5th	Mountain View, Calif./Serra/College of San Mateo/Oregon
49	Brett Le Blanc	LS	6-2	215	Sr.-Gr.	Elkhorn, Wis./Elkhorn Area
19	Cayden Lee	WR	5-11	180	Sr.	Kennesaw, Ga./Kenesaw Mountain/Ole Miss
7	Kensley Louidor-Faustin	S	5-11	190	Jr.	Naples, Fla./Naples/Auburn
95	Jalen Marshall	DT	6-4	335	5th	Overland Park, Kan./Saint Thomas Aquinas
97	CJ May	EDGE	6-3	245	So.	Highland Home, Ala./Highland Home/Louisville
33	DJ McBride II	WR	6-3	190	Fr.	Lakeland, Fla./Lake Gibson
9	Dante McClellan	LB	6-1	227	So.	Canton, Ohio/McKinley
28	Jayden McGregory	S	6-2	198	Fr.	West Des Moines, Iowa/Valley
63	Chace Missouri	OL	6-0	304	Jr.	McDonough, Ga./Eagle's Landing
84	Adam Molitor	TE	6-6	230	Jr.	Minneapolis, Minn./Totino-Grace
0	Naeshaun Montgomery	WR	6-1	190	So.	Central Falls, R.I./Miami (Fla.) Central/Florida
29	Kamauryn Morgan	EDGE	6-4	250	So.	Dallas, Texas/South Oak Cliff/Baylor
36	Trashundon Neal	CB	6-2	180	Fr.	Liberty, Mo./Liberty North
87	Brett Norfleet	TE	6-6	255	Sr.	O'Fallon, Mo./Francis Howell
1	Donovan Olugbode	WR	6-2	210	So.	Chicago, Ill./IMG Academy [Fla.]
98	Tajh Overton	DT	6-3	284	Fr.	Owasso, Okla./Owasso
52	Zack Owens	OL	6-6	330	Sr.	Covington, Ga./Eagle's Landing/Clemson/Colo./Miss. St.
77	Curtis Peagler	OL	6-4	335	5th-Gr.	Demopolis, Ala./Demopolis
31	Nasir Pogue	CB	6-2	202	5th-Gr.	Montgomery, Ala./Auburn/Troy
53	Tommy Reese	LB	6-0	222	Sr.	Newport Beach, Calif./Mission Viejo
66	Logan Reichert	OL	6-6	335	Sr.	Kansas City, Mo./Raytown
40	Brunno Reus	K/P	6-0	206	So.	Sarasota, Fla./Venice/Florida State
48	Oliver Robbins	K	5-10	181	Jr.	Palm Beach Gardens, Fla./Dwyer/Florida Memorial
20	Jamal Roberts	RB	6-0	216	Sr.	St. Louis, Mo./St. Mary's
5	Nicholas Rodriguez	LB	6-0	220	Jr.	Miami, Fla./St. Thomas Aquinas
64	Joe Schranz	OL	6-4	283	So.	Kearney, Mo./Kearney
34	Mark Shenouda	P	6-2	202	Sr.	Mt. Juliet, Tenn./Mt. Juliet/Memphis/Tennessee St.
7	Gavin Sidwar	QB	6-3	195	Fr.	Warrington, Pa./La Salle College
13	Austin Simmons	QB	6-4	220	Sr.-Gr.	Miami, Fla./Pahokee/Ole Miss
8	Donta Simpson	DT	6-4	300	So.	Hollywood, Fla./Chaminade-Madonna/Miami
19	Darris Smith	EDGE	6-5	265	5th	Baxley, Ga./Appling County/Georgia
72	Colin Sorensen	OL	6-3	292	Jr.	Niceville, Fla./Niceville/Charleston Southern
30	Carter Stewart	S	6-1	185	Fr.	Pearland, Texas/Shadow Creek
4	Shaun Terry II	WR	5-11	180	So.	Ironton, Ohio/Ironton
55	Cavan Tuley	EDGE	6-3	245	Sr.	Tomball, Texas/ Tomball/Houston
22	Max Warner	RB	5-9	197	Fr.	Chicago, Ill./Whitney Young
16	Bobby Washington	LB	6-3	222	Sr.	Miami, Fla./Palmetto/Miami
90	Sterling Webb	DT	6-1	285	5th	St. Louis, Mo./Westminster Christian/New Mexico St.
65	Brysen Wessell	OL	6-4	272	Fr.	Jackson, Mo./Jackson
91	Elias Williams	DT	6-3	286	Jr.	Tampa, Fla./Hudson
94	Sam Williams	DT	6-3	301	Sr.	Hogansville, Ga./Callaway
73	Tristan Wilson	OL	6-4	311	5th-Gr.	Lebanon, Mo./Lebanon
0	Robert Woodyard Jr.	LB	6-0	233	Sr.	Mobile, Ala./Williamson/Auburn
51	Luke Work	OL	6-6	310	Jr.	Somerville, Tenn./Lausanne Collegiate/Miss. St.
32	Gavin Wyatt	WR	5-10	194	Jr.-Gr.	Warrensburg, Mo./Warrensburg/William Jewel
5	Matt Zollers	QB	6-4	215	So.	Royersford, Pa./Spring-Ford
94	Sam Williams	DT	6-3	301	Sr.	Hogansville, Ga./Callaway

NUMERICAL ROSTER

No.	Name	Pos.	Ht.	Wt.	Yr.	Hometown/Previous
0	Naeshaun Montgomery	WR	6-1	190	So.	Central Falls, R.I./Miami (Fla.) Central/Florida
0	Robert Woodyard Jr.	LB	6-0	233	Sr.	Mobile, Ala./Williamson/Auburn
1	Chris Graves Jr.	CB	6-0	187	5th	Fort Myers, Fla./Bishop Verot/Miami/Ole Miss
1	Donovan Olugbode	WR	6-2	210	So.	Chicago, Ill./IMG Academy [Fla.]
2	Caleb Goodie Sr.	WR	6-1	183	Sr.	Breaux Bridge, La./Port Arthur Memorial/Colo. St./Cincinnati
2	Sione Laulea	CB	6-4	200	5th	Mountain View, Calif./Serra/College of San Mateo/Oregon
3	DaMarion Fowlkes	WR	5-9	188	So.	Montgomery Village, Md./Our Lady of Good Counsel
3	Marquis Gracial	DT	6-4	315	5th	St. Louis, Mo./St. Charles
4	Trajen Greco	S	6-0	196	Jr.	Buford, Ga./Mill Creek
4	Shaun Terry II	WR	5-11	180	So.	Ironton, Ohio/Ironton
5	Nicholas Rodriguez	LB	6-0	220	Jr.	Miami, Fla./St. Thomas Aquinas
5	Matt Zollers	QB	6-4	215	So.	Royersford, Pa./Spring-Ford
6	Jeremiah Beasley	LB	6-0	235	Jr.	Detroit, Mich./Belleville/Michigan
7	Kensley Louidor-Faustin	S	5-11	190	Jr.	Naples, Fla./Naples/Auburn
7	Gavin Sidwar	QB	6-3	195	Fr.	Warrington, Pa./La Salle College
8	Donta Simpson	DT	6-4	300	So.	Hollywood, Fla./Chaminade-Madonna/Miami
9	Dante McClellan	LB	6-1	227	So.	Canton, Ohio/McKinley
10	Nick Evers	QB	6-3	195	5th-Gr.	Flower Mound, Texas/Flower Mound/Okla./Wis./UConn
10	Daeden Hopkins	EDGE	6-6	250	So.	Hermann, Mo./Hermann
11	Jabari Brady	WR	6-1	212	Fr.	North Lauderdale, Fla./Monarch
11	Langden Kitchen	EDGE	6-6	265	Sr.-Gr.	Huntsville, Mo./Westran/Northwest Missouri State
12	Malik Bryant	EDGE	6-2	240	Sr.	Orlando, Fla./Jones/Miami
12	Devyon Hill-Lomax	WR	6-3	193	Fr.	Edwardsville, Ill./Edwardsville
13	Jaden Jones	EDGE	6-5	260	5th-Gr.	Montgomery, Ala./Park Crossing/Hutchinson CC/FSU
13	Austin Simmons	QB	6-4	220	Sr.-Gr.	Miami, Fla./Pahokee/Ole Miss
14	CJ Bass III	S	6-1	205	So.	St. Louis, Mo./East St. Louis Senior [Ill.]
14	Brett Brown	QB	6-1	190	5th-Gr.	Brentwood, Tenn./Battle Ground Academy
15	Santana Banner	S	6-3	215	Sr.	Flint, Mich./Mountain View [Ga.]/Northern Illinois
16	Bobby Washington	LB	6-3	222	Sr.	Miami, Fla./Palmetto/Miami
17	Brian Huff	LB	6-2	226	Jr.	Jonesboro, Ark./Valley View
17	Kenric Lanier II	WR	6-1	205	Sr.	Decatur, Ga./Decatur/Minnesota
18	JaDon Blair	S	6-5	213	So.	Winston-Salem, N.C./Mount Tabor/Notre Dame
18	Isaac Jensen	TE	6-6	240	Fr.	Omaha, Neb./Millard South
19	Blake Craig	K	5-11	200	Sr.-Gr.	Kansas City, Mo./Liberty North
19	Cayden Lee	WR	5-11	180	Sr.	Kennesaw, Ga./Kenesaw Mountain/Ole Miss
19	Darris Smith	EDGE	6-5	265	5th	Baxley, Ga./Appling County/Georgia
20	Cameron Keys	CB	5-11	181	Jr.	Panama City, Fla./A. Crawford Mosley
20	Jamal Roberts	RB	6-0	216	Sr.	St. Louis, Mo./St. Mary's
21	Malae Fonoti	RB	5-10	209	Jr.	La'ie, Hawai'i/Kahuku/Montana
21	Jahlil Florence	CB	6-1	192	5th	San Diego, Calif./Lincoln/Oregon
22	Elijah Dotson	S	6-1	190	So.	Detroit, Mich./Belleville/Michigan
22	Max Warner	RB	5-9	197	Fr.	Chicago, Ill./Whitney Young
24	Nick DeLoach Jr.	CB	6-0	190	Sr.	Cahokia, Ill./Cahokia
24	Xai'Shaun Edwards	RB	5-9	198	Jr.	League City, Texas/Clear Springs/Houston Christian
25	Jason King	LB	6-0	225	So.	St. Louis, Mo./De Smet Jesuit
26	Jaxson Gates	CB	6-0	185	Fr.	Fontana, Calif./Damien
26	Brady Hultman	RB	5-11	201	So.	St. Charles, Mo./Francis Howell/Wyoming
28	Preston Hatfield	RB	5-9	170	Fr.	Lee's Summit/Lee's Summit
28	Jayden McGregory	S	6-2	198	Fr.	West Des Moines, Iowa/Valley
29	Ahmad Hardy	RB	5-10	210	Jr.	Oma, Miss./Lawrence County/Louisiana Monroe
29	Kamauryn Morgan	EDGE	6-4	250	So.	Dallas, Texas/South Oak Cliff/Baylor
30	Carter Stewart	S	6-1	185	Fr.	Pearland, Texas/Shadow Creek
31	Anthony Favrow	RB	5-8	198	5th-Gr.	San Clemente, Calif./Olathe West [Kan.]
31	Nasir Pogue	CB	6-2	202	5th-Gr.	Montgomery, Ala./Auburn/Troy
32	Brody Jones	S	6-3	190	Fr.	Fayetteville, Ark./Fayetteville
32	Gavin Wyatt	WR	5-10	194	Jr.-Gr.	Warrensburg, Mo./Warrensburg/William Jewel
33	JJ Bush	LB	6-1	222	Fr.	Mobile, Ala./Theodore
33	DJ McBride II	WR	6-3	190	Fr.	Lakeland, Fla./Lake Gibson
34	Jackson Hancock	S	6-0	200	Jr.	Canton, Ga./Sequoyah
34	Mark Shenouda	P	6-2	202	Sr.	Mt. Juliet, Tenn./Mt. Juliet/Memphis/Tennessee St.
35	Ahmad Billins	CB	6-1	165	Fr.	Abbeville, Ala./Abbeville Christian Academy
36	Sean Gross	LS	6-0	219	So.	St. Louis, Mo./Westminster Christian Academy
36	Trashundon Neal	CB	6-2	180	Fr.	Liberty, Mo./Liberty North
38	Henry Crosby	LS	6-2	190	So.	Memphis, Tenn./Evangelical Christian School
38	Keenan Harris	LB	6-0	224	Fr.	St. Louis, Mo./St. Louis University
39	Maddux Hermestroff	S	6-0	182	So.	Mundelein, Ill./Mundelein
40	Brunno Reus	K/P	6-0	206	So.	Sarasota, Fla./Venice/Florida State
41	Graham Faust	S	6-3	175	Fr.	St. Louis, Mo./MICDS
43	John Butcher	P	6-1	213	Sr.	San Diego, Calif./Grossmont/Grossmont CC
46	Jackson Daily	LB	6-1	235	Jr.	Alma, Ark./Alma
48	Oliver Robbins	K	5-10	181	Jr.	Palm Beach Gardens, Fla./Dwyer/Florida Memorial
49	Brett Le Blanc	LS	6-2	215	Sr.-Gr.	Elkhorn, Wis./Elkhorn Area
51	Luke Work	OL	6-6	310	Jr.	Somerville, Tenn./Lausanne Collegiate/Miss. St.
52	Demarcus Johnson	EDGE	6-6	270	Jr.	Roseland, La./Fort Bend Marshall/Hutchinson CC
52	Zack Owens	OL	6-6	330	Sr.	Covington, Ga./Eagle's Landing/Clemson/Colo./Miss. St.
53	Tommy Reese	LB	6-0	222	Sr.	Newport Beach, Calif./Mission Viejo
54	Josh Atkins	OL	6-3	315	5th-Gr.	Arlington, Texas/Mansfield Timberview/Hawai'i/Houston/Ariz. St.
55	Will Kemna	OL	6-4	290	So.	Eldon, Mo./Helias/Kansas State
55	Cavan Tuley	EDGE	6-3	245	Sr.	Tomball, Texas/ Tomball/Houston
56	Dominick Giudice	OL	6-3	305	5th-Gr.	Freehold, N.J./Mater Dei/Michigan
57	Mark Hensley	DT	6-3	290	Sr.	Washington, Mo./Washington
58	Khalief Canty Jr.	OL	6-4	311	Fr.	Detroit, Mich./Cass Technical
63	Chace Missouri	OL	6-0	304	Jr.	McDonough, Ga./Eagle's Landing
64	Joe Schranz	OL	6-4	283	So.	Kearney, Mo./Kearney
65	Brysen Wessell	OL	6-4	272	Fr.	Jackson, Mo./Jackson
66	Logan Reichert	OL	6-6	335	Sr.	Kansas City, Mo./Raytown
69	Braylon Ellison	OL	6-4	300	Fr.	Booneville, Mo./Booneville
70	Cayden Green	OL	6-5	324	Sr.	Lee's Summit, Mo./Lee's Summit North/Oklahoma
71	Ryan Jostes	OL	6-6	317	Jr.	Washington, Mo./Washington
72	Colin Sorensen	OL	6-3	292	Jr.	Niceville, Fla./Niceville/Charleston Southern
73	Tristan Wilson	OL	6-4	311	5th-Gr.	Lebanon, Mo./Lebanon
74	Whit Hafer	OL	6-6	310	Jr.	Joplin, Mo./Joplin
75	Jack Lange	OL	6-8	318	So.	Eureka, Mo./Eureka
77	Curtis Peagler	OL	6-4	335	5th-Gr.	Demopolis, Ala./Demopolis
78	Johnnie "DJ" Jones Jr.	OL	6-6	280	Fr.	Ruskin, Fla./Venice
80	Jayden Bolton	WR	6-2	190	5th	Frisco, Texas/Lone Star/UMHB
82	Karsten Fiene	WR	6-2	195	Fr.	Lee's Summit/Lee's Summit
81	Noah Flaskamp	WR	6-1	200	Sr.	Collierville, Tenn./Collierville
84	Adam Molitor	TE	6-6	230	Jr.	Minneapolis, Minn./Totino-Grace
86	Jordon Harris	TE	6-4	268	Sr.	Pine Bluff, Ark./Pine Bluff
87	Brett Norfleet	TE	6-6	255	Sr.	O'Fallon, Mo./Francis Howell
88	Gavin Hoffman	TE	6-5	245	Jr.	Leawood, Kan./Blue Valley Northwest/Iowa
89	Jude James	TE	6-2	235	Jr.	St. Charles, Mo./Francis Howell
90	Sterling Webb	DT	6-1	285	5th	St. Louis, Mo./Westminster Christian/New Mexico St.
91	Elias Williams	DT	6-3	286	Jr.	Tampa, Fla./Hudson
92	Jason Dowell	DT	6-2	295	So.	Cahokia, Ill./Althoff Catholic
93	Jacques Felix	DT	6-3	275	Fr.	St. Louis, Mo./Cardinal Ritter
94	Sam Williams	DT	6-3	301	Sr.	Hogansville, Ga./Callaway
95	Jalen Marshall	DT	6-4	335	5th	Overland Park, Kan./Saint Thomas Aquinas
96	Aidan Dubbert	EDGE	6-3	240	Sr.	Columbia, Mo./Rock Bridge
97	CJ May	EDGE	6-3	245	So.	Highland Home, Ala./Highland Home/Louisville
98	Tajh Overton	DT	6-3	284	Fr.	Owasso, Okla./Owasso
99	Jadon Frick	DT	6-0	270	Jr.	Orlando, Fla./Boone

ROSTER BREAKDOWN

QUARTERBACKS (5)

14	Brett Brown	QB	6-1	190	5th	Brentwood, Tenn./Battle Ground Academy
10	Nick Evers	QB	6-3	195	5th	Flower Mound, Texas/Flower Mound/Oklahoma/Wisconsin/UConn
7	Gavin Sidwar	QB	6-3	195	Fr.	Warrington, Pa./La Salle College
13	Austin Simmons	QB	6-4	220	Sr.	Miami, Fla./Pahokee/Ole Miss
5	Matt Zollers	QB	6-4	215	So.	Royersford, Pa./Spring-Ford

RUNNING BACKS (7)

24	Xai'Shaun Edwards	RB	5-9	198	Jr.	League City, Texas/Clear Springs/Houston Christian
31	Anthony Favrow	RB	5-8	198	5th	San Clemente, Calif./Olathe West [Kan.]
21	Malae Fonoti	RB	5-10	209	Jr.	La'ie, Hawai'i/Kahuku/Montana
29	Ahmad Hardy	RB	5-10	210	Jr.	Oma, Miss./Lawrence County/Louisiana Monroe
28	Preston Hatfield	RB	5-9	170	Fr.	Lee's Summit/Lee's Summit
26	Brady Hultman	RB	5-11	201	So.	St. Charles, Mo./Francis Howell/Wyoming
20	Jamal Roberts	RB	6-0	216	Sr.	St. Louis, Mo./St. Mary's
22	Max Warner	RB	5-9	197	Fr.	Chicago, Ill./Whitney Young

TIGHT ENDS (7)

86	Jordon Harris	TE	6-4	268	Sr.	Pine Bluff, Ark./Pine Bluff
88	Gavin Hoffman	TE	6-5	245	Jr	Leawood, Kan./Blue Valley Northwest/Iowa
89	Jude James	TE	6-2	235	Jr.	St. Charles, Mo./Francis Howell
18	Isaac Jensen	TE	6-6	240	Fr.	Omaha, Neb./Millard South
84	Adam Molitor	TE	6-6	230	Jr.	Minneapolis, Minn./Totino-Grace
87	Brett Norfleet	TE	6-6	255	Sr.	O'Fallon, Mo./Francis Howell

WIDE RECEIVERS (13)

80	Jayden Bolton	WR	6-2	190	5th	Frisco, Texas/Lone Star/UMHB
11	Jabari Brady	WR	6-1	212	Fr.	North Lauderdale, Fla./Monarch
82	Karsten Fiene	WR	6-2	195	Fr.	Lee's Summit/Lee's Summit
81	Noah Flaskamp	WR	6-1	200	Sr.	Collierville, Tenn./Collierville
3	DaMarion Fowlkes	WR	5-9	188	So.	Montgomery Village, Md./Our Lady of Good Counsel
2	Caleb Goodie Sr.	WR	6-1	183	Sr.	Breaux Bridge, La./Port Arthur Memorial/Colorado St./Cincinnati
12	Devyon Hill-Lomax	WR	6-3	193	Fr.	Edwardsville, Ill./Edwardsville
17	Kenric Lanier II	WR	6-1	205	Sr.	Decatur, Ga./Decatur/Minnesota
19	Cayden Lee	WR	5-11	180	Sr.	Kennesaw, Ga./Kenesaw Mountain/Ole Miss
33	Derrick McBride	WR	6-3	190	Fr.	Lakeland, Fla./Lake Gibson
0	Naeshaun Montgomery	WR	6-1	190	So.	Central Falls, R.I./Miami (Fla.) Central/Florida
1	Donovan Olugbode	WR	6-2	210	So.	Chicago, Ill./IMG Academy [Fla.]
4	Shaun Terry II	WR	5-11	180	So.	Ironton, Ohio/Ironton
32	Gavin Wyatt	WR	5-10	194	5th	Warrensburg, Mo./Warrensburg/William Jewel

OFFENSIVE LINE (19)

54	Josh Atkins	OL	6-3	315	5th	Arlington, Texas/Mansfield Timberview/Hawai'i/Houston/Ariz. St.
58	Khalief Canty Jr.	OL	6-4	311	Fr.	Detroit, Mich./Cass Technical
69	Braylon Ellison	OL	6-4	300	Fr.	Booneville, Mo./Booneville
56	Dominick Giudice	OL	6-3	305	5th	Freehold, N.J./Mater Dei/Michigan
74	Whit Hafer	OL	6-6	310	Jr.	Joplin, Mo./Joplin
70	Cayden Green	OL	6-5	324	Sr.	Lee's Summit, Mo./Lee's Summit North/Oklahoma
78	Johnnie "DJ" Jones Jr.	OL	6-6	280	Fr.	Ruskin, Fla./Venice
71	Ryan Jostes	OL	6-6	317	Jr.	Washington, Mo./Washington
55	Will Kemna	OL	6-4	290	So.	Eldon, Mo./Helias/Kansas State
75	Jack Lange	OL	6-8	318	So.	Eureka, Mo./Eureka
63	Chace Missouri	OL	6-0	304	Jr.	McDonough, Ga./Eagle's Landing
52	Zack Owens	OL	6-6	330	Sr.	Covington, Ga./Eagle's Landing/Clemson/Colorado/Miss. St.
77	Curtis Peagler	OL	6-4	335	5th	Demopolis, Ala./Demopolis
66	Logan Reichert	OL	6-6	335	Sr.	Kansas City, Mo./Raytown
64	Joe Schranz	OL	6-4	283	So.	Kearney, Mo./Kearney
72	Colin Sorensen	OL	6-3	292	Jr.	Niceville, Fla./Niceville/Charleston Southern
65	Brysen Wessell	OL	6-4	272	Fr.	Jackson, Mo./Jackson
73	Tristan Wilson	OL	6-4	311	5th	Lebanon, Mo./Lebanon
51	Luke Work	OL	6-6	310	Jr.	Somerville, Tenn./Lausanne Collegiate/Mississippi St.

SPECIAL TEAMS (7)

19	Blake Craig	K	5-11	200	Sr.	Kansas City, Mo./Liberty North
38	Henry Crosby	LS	6-2	190	So.	Memphis, Tenn./Evangelical Christian School
36	Sean Gross	LS	6-0	219	So.	St. Louis, Mo./Westminster Christian Academy
49	Brett Le Blanc	LS	6-2	215	Sr.	Elkhorn, Wis./Elkhorn Area
40	Brunno Reus	K/P	6-0	206	So.	Sarasota, Fla./Venice/Florida State
48	Oliver Robbins	K	5-10	181	Jr.	Palm Beach Gardens, Fla./Dwyer/Florida Memorial
34	Mark Shenouda	P	6-2	202	Sr.	Mt. Juliet, Tenn./Mt. Juliet/Memphis/Tennessee St.

RETURNING/LOST

STARTERS RETURNING (5)

LT	Cayden Green
LG	Dominick Giudice
RB	Ahmad Hardy
TE	Brett Norfleet
RG	Curtis Peagler

STARTERS LOST (6)

WR	Kevin Coleman Jr.
WR	Marquis Johnson
WR	Joshua Manning
QB	Beau Pribula
C C	Connor Tollison
LT	Keagan Trost

LETTERMEN RETURNING (14)

WR	DaMarion Fowlkes
OL	Dominick Giudice
OL	Cayden Green
RB	Ahmad Hardy
TE	Jordon Harris
TE	Jude James
TE	Brett Norfleet
WR	Donovan Olugbode
OL	Curtis Peagler
OL	Logan Reichert
RB	Jamal Roberts
WR	Shaun Terry II
OL	Triston Wilson
QB	Matt Zollers

LETTERMEN LOST (15)

WR	Daniel Blood
TE	Vince Brown
S	Daylan Carnell
WR	Kevin Coleman Jr.
QB	Sam Horn
WR	Marquis Johnson
RB	Tavorus Jones
QB	Tommy Lock
WR	Xavier Loyd
WR	Joshua Manning
WR	Logan Muckey
QB	Beau Pribula
OL	Jayven Richardson
OL	Connor Tollison
OL	Johnny Williams IV

ST STARTERS RETURNING (3)

K	Blake Craig
LS	Brett Le Blanc
PK	Oliver Robbins

ST STARTERS LOST (2)

PK	Robert Meyer
P	Connor Weselman

ST LETTERMEN RETURNING (14)

K	Blake Craig
LS	Brett Le Blanc
PK	Oliver Robbins

ST LETTERMEN LOST (1)

PK	Robert Meyer
P	Connor Weselman

DEFENSIVE LINE (11)

92	Jason Dowell	DT	6-2	295	So.	Cahokia, Ill./Althoff Catholic
93	Jocques Felix	DT	6-3	275	Fr.	St. Louis, Mo./Cardinal Ritter
99	Jadon Frick	DT	6-0	270	Jr.	Orlando, Fla./Boone
3	Marquis Gracial	DT	6-4	315	5th	St. Louis, Mo./St. Charles
57	Mark Hensley	DT	6-3	290	Sr.	Washington, Mo./Washington/Northern Illinois
95	Jalen Marshall	DT	6-4	335	5th	Overland Park, Kan./Saint Thomas Aquinas
8	Donta Simpson	DT	6-4	300	So.	Hollywood, Fla./Chaminade-Madonna/Miami
98	Tajh Overton	DT	6-3	284	Fr.	Owasso, Okla./Owasso
90	Sterling Webb	DT	6-1	285	5th	St. Louis, Mo./Westminster Christian/New Mexico St.
91	Elias Williams	DT	6-3	286	Jr.	Tampa, Fla./Hudson
94	Sam Williams	DT	6-3	301	Sr.	Hogansville, Ga./Callaway

EDGE (10)

12	Malik Bryant	EDGE	6-2	240	Sr.	Orlando, Fla./Jones/Miami
96	Aidan Dubbert	EDGE	6-3	240	Sr.	Columbia, Mo./Rock Bridge
10	Daeden Hopkins	EDGE	6-6	250	So.	Hermann, Mo./Hermann
52	Demarcus Johnson	EDGE	6-6	270	Jr.	Roseland, La./Fort Bend Marshall (Texas)/Hutchinson (Kan.) CC
13	Jaden Jones	EDGE	6-5	260	5th	Montgomery, Ala./Park Crossing/Hutchinson CC/Florida St.
11	Langden Kitchen	EDGE	6-6	265	Sr.	Huntsville, Mo./Westran/Northwest Missouri State
97	CJ May	EDGE	6-3	245	So.	Highland Home, Ala./Highland Home/Louisville
29	Kamauryn Morgan	EDGE	6-4	250	So.	Dallas, Texas/South Oak Cliff/Baylor
19	Darris Smith	EDGE	6-5	265	5th	Baxley, Ga./Appling County/Georgia
55	Cavan Tuley	EDGE	6-3	245	Sr.	Tomball, Texas/ Tomball/Houston

LINEBACKERS (11)

6	Jeremiah Beasley	LB	6-0	235	Jr.	Detroit, Mich./Belleville/Michigan
33	JJ Bush	LB	6-1	222	Fr.	Mobile, Ala./Theodore
46	Jackson Daily	LB	6-1	235	Jr.	Alma, Ark./Alma
38	Keenan Harris	LB	6-0	224	Fr.	St. Louis, Mo./St. Louis University
17	Brian Huff	LB	6-2	226	Jr.	Jonesboro, Ark./Valley View
25	Jason King	LB	6-0	225	So.	St. Louis, Mo./De Smet Jesuit
9	Dante McClellan	LB	6-1	227	So.	Canton, Ohio/McKinley
53	Tommy Reese	LB	6-0	222	Sr.	Newport Beach, Calif./Mission Viejo
5	Nicholas Rodriguez	LB	6-0	220	Jr.	Miami, Fla./St. Thomas Aquinas
16	Bobby Washington	LB	6-3	222	Sr.	Miami, Fla./Palmetto/Miami
0	Robert Woodyard Jr.	LB	6-0	233	Sr.	Mobile, Ala./Williamson/Auburn

CORNERBACKS (9)

35	Ahmod Billins	CB	6-1	165	Fr.	Abbeville, Ala./Abbeville Christian Academy
24	Nick DeLoach Jr.	CB	6-0	190	Sr.	Cahokia, Ill./Cahokia
21	Jahlil Florence	CB	6-1	192	5th	San Diego, Calif./Lincoln/Oregon
26	Jaxson Gates	CB	6-0	185	Fr.	Fontana, Calif./Damien
1	Chris Graves Jr.	CB	6-0	187	5th	Fort Myers, Fla./Bishop Verot/Miami/Ole Miss
20	Cameron Keys	CB	5-11	181	Jr.	Panama City, Fla./A. Crawford Mosley
2	Sione Laulea	CB	6-4	200	5th	Mountain View, Calif./Serra/College of San Mateo/Oregon
36	Trashundon Neal	CB	6-2	180	Fr.	Liberty, Mo./Liberty North
31	Nasir Pogue	CB	6-2	202	5th	Montgomery, Ala./Auburn/Troy

SAFETIES (12)

15	Santana Banner	S	6-3	215	Sr.	Flint, Mich./Mountain View (Ga.)/Northern Illinois
14	CJ Bass III	S	6-1	205	So.	St. Louis, Mo./East St. Louis Senior (Ill.)
18	JaDon Blair	S	6-5	213	So.	Winston-Salem, N.C./Mount Tabor/Notre Dame
22	Elijah Dotson	S	6-1	190	So.	Detroit, Mich./Belleville/Michigan
41	Graham Faust	S	6-3	175	Fr.	St. Louis, Mo./MICDS
4	Trajen Greco	S	6-0	196	Jr.	Buford, Ga./Mill Creek
34	Jackson Hancock	S	6-0	200	Jr.	Canton, Ga./Sequoyah
39	Maddux Hermestroff	S	6-0	182	So.	Mundelein, Ill./Mundelein
32	Brody Jones	S	6-3	190	Fr.	Fayetteville, Ark./Fayetteville
7	Kensley Louidor-Faustin	S	5-11	190	Jr.	Naples, Fla./Naples/Auburn
28	Jayden McGregory	S	6-2	198	Fr.	West Des Moines, Iowa/Valley
30	Carter Stewart	S	6-1	185	Fr.	Pearland, Texas/Shadow Creek

RETURNING/LOST

STARTERS RETURNING (2)

CB	Nick DeLoach Jr. ('24)
DT	Sterling Webb

STARTERS LOST (10)

S	Marvin Burks Jr.
S	Daylan Carnell
S	Jalen Catalon
DT	Chris McClellan
LB	Tristan Newson
CB	Drey Norwood
CB	Toriano Pride Jr.
LB	Josiah Trotter
Edge	Damon Wilson II
DE	Zion Young

LETTERMEN RETURNING (15)

S	Santana Banner
S	CJ Bass III
LB	Jeremiah Beasley
CB	Nick DeLoach Jr.
DT	Marquis Gracial
S	Trajen Greco
LB	Brian Huff
LB	Brady Hultman
EDGE	Langden Kitchen
DT	Jalen Marshall
LB	Dante McClellan
EDGE	Darris Smith
LB	Nicholas Rodriguez
DT	Sterling Webb
DT	Sam Williams

LETTERMEN LOST (17)

QB	JR Blood
S	Marvin Burks Jr.
S	Jalen Catalon
S	Caleb Flagg
CB	Stephen Hall
DT	Bralen Henderson
LB	Khalil Jacobs
DT	Nate Johnson
S	Mose Phillips III
CB	Toriano Pride Jr.
DT	Chris McClellan
CB	Shamar McNeil
LB	Triston Newson
CB	Drey Norwood
LB	Josiah Tortter
EDGE	Damon Wilson II
DE	Zion Young

HEAD COACH

ELI DRINKWITZ

SEVENTH YEAR • ARKANSAS TECH '04

Eli Drinkwitz was named the University of Missouri's 33rd head football coach on December 10, 2019. In his seventh season at the helm, he has compiled a 52–33 (.612) record, earned 2023 Southeastern Conference (SEC) Coach of the Year honors and established himself as one of the most successful starts to a head coaching tenure in program history.

With more than 20 years of coaching experience, Drinkwitz has coached in 13 bowl games, including the 2011 BCS National Championship Game, and has guided 61 student-athletes to all-conference honors. Across his career as a head coach and coordinator, he has helped develop nine All-Americans, 33 NFL Draft selections, eight 1,000-yard rushers, five 3,000-yard passers and five 1,000-yard receivers. During four seasons (2015, 2017, 2018 and 2023), his offenses produced a player in all three categories. Of those 33 NFL Draft picks, 10 of them have been selected in the top-three rounds, including a trio of first rounders (Garrett Bradbury; NC State - 2019, Darius Robinson; Mizzou - 2024, Armand Membou; Mizzou - 2025).

The 2023 Associated Press SEC Coach of the Year and Bear Bryant Award finalist, Drinkwitz has guided the Tigers to bowl berths in each of his first six seasons in Columbia, becoming the only Coach in school history to accomplish that feat.

Under his leadership, the Tigers have finished ranked in the national top 25 in two of the last three seasons and compiled a 29–10 overall record during that span, including 15–9 in SEC play. Drinkwitz led Mizzou to back-to-back 10-plus win seasons in 2023 (11–2) and 2024 (10–3), marking just the third time in program history and making him one of only two Mizzou head coaches with multiple 10-win seasons. The Tigers also earned postseason bowl victories in consecutive seasons for just the fourth time in school history, highlighted by wins over Ohio State in the 2023 Cotton Bowl and Iowa in the 2024 Music City Bowl.

Player development has been a hallmark of Drinkwitz's tenure. He has mentored 22 players to 24 all-conference honors at Mizzou, including 13 first team All-SEC selections, and coached 23 Tigers who were drafted into the NFL. Recent drafts included first-round selections Darius Robinson (2024) and Armand Membou (2025), along with second-round picks Nick Bolton (2021), standout wide receiver Luther Burden III (2025) and a pair of second-round picks from Mizzou's stout 2025 defense in Zion Young (2026) and Josiah Trotter (2026).

The 2025 Mizzou squad featured one of the best defenses in the nation and a potent rushing attack on offense led by transfer running back Ahmad Hardy. Mizzou's defense ranked eighth nationally in total defense (277.3 YPG), 11th in pass yards allowed (173.5 YPG), 13th in rush defense (103.8 YPG) and 17th in scoring defense (18.9 PPG). Hardy, ran wild for the Tigers, earning consensus first team All-America honors, SEC Newcomer of the Year, unanimous first team All-SEC and finished second nationally – first among Power 4 rushers – in rushing yards with 1,649. He also became the third running back of the Drinkwitz's era to be named a finalist for the Doak Walker Award, which is given to the nation's best running back.

The 2024 Tigers put together a 10-3 season that saw MU finish the season at No. 22 in the Associated Press poll. The double-digit wins campaign was the second straight for the program. Mizzou went 5-3 in SEC games (11-5 in SEC games over the last two seasons). The Tigers defeated Iowa 27-24 to win the Music City Bowl to cap the season.

Mizzou's track record of player development success was on full display at the 2025 NFL Draft, with three Tigers selected. Armand Membou became MU's latest first-round selection, going No. 7 overall to the New York Jets, Membou was the 22nd Mizzou player to be drafted in the first round. Luther Burden III heard his named called the next night, going in the second round (39th overall) to the Chicago Bears. Marcus Bryant was taken in the seventh round by the New England Patriots.

The 2023 Tigers put together an 11-2 season that saw MU move into the Top 10 of all three national polls. The double-digit wins campaign was the first since 2014. Mizzou went 6-2 in SEC games, won both the Mayor's Cup over South Carolina and Battle Line Rivalry over Arkansas and qualified for its first New Year's Six bowl and defeated Ohio State in the Goodyear Cotton Bowl.

The 2022 season showcased a much-improved defense, ranked fourth in the Southeastern Conference and 34th nationally by allowing just 340.8 yards per game, 93.8 less than in 2021. Freshman phenom Luther Burden III took no time making his mark at the college level. The St. Louis native became the first true freshman since 2008 to record two receiving touchdowns, two rushing touchdowns, and a punt-return touchdown in the same season. Burden III's eight scores from scrimmage were second amongst SEC true freshmen (Ole Miss' Quinshon Judkins) and led true freshmen receivers nationally.

The 2021 season saw Tyler Badie set the school's single-season record for rushing yards (1,604). His 14 touchdowns in 12 games are ninth on Mizzou's single-season and top-10 list. He was a CoSIDA Academic All-American, the SEC Football Scholar-Athlete of the Year (Mizzou's first-ever), first-team All-SEC and was named to multiple All-America teams.

In 2020, the Tigers overcame an 0-2 start to win five of their last eight games despite playing with less than 60 scholarship players for over half of those contests. Finished the year with a 5-5 record against a SEC-only schedule. The Tigers' five SEC wins were their second-most ever behind a pair of of 7-1 marks during back-to-back SEC East crowns in 2013 and 2014.



He arrived in Columbia after leading Appalachian State to a 12-1 record and a No. 20 ranking in the final AP poll and a Sun Belt Conference Championship.

Drinkwitz graduated magna cum laude and was the student body president at Arkansas Tech (bachelor's, education) before beginning his coaching career at the prep level in his hometown of Alma, Ark., in 2005. He and his wife, Lindsey (Sivils), have four daughters: Addison, Emerson, Ella and Parker Lynn.

THE DRINKWITZ FILE



PERSONAL INFORMATION

Born: April 12, 1983
Hometown: Alma, Ark.
Wife: Lindsey (Sivils)
Children: Addison, Emerson, Ella and Parker Lynn
Education: Arkansas Tech (2004)
Year in Coaching: 21st
Twitter @CoachDrinkwitz
Instagram @EliahDrinkwitz

COACHING CAREER

YEAR	SCHOOL	POSITION
2005	Alma HS (Ark.)	Assistant
2006-09	Springdale HS (Ark.)	Offensive Coordinator
2010-11	Auburn	Quality Control Assistant
2012	Arkansas State	Running Backs
2013	Arkansas State	Co-Offensive Coordinator/RBs
2014	Boise State	Tight Ends
2015	Boise State	Offensive Coordinator/QBs
2016-18	NC State	Offensive Coordinator/QBs
2019	Appalachian State	Head Coach
2020-pres.	Missouri	Head Coach

DRINKWITZ'S HEAD COACHING RECORD

YEAR	SCHOOL	OVERALL	CONFERENCE	NOTABLE
2019	Appalachian State	12-1	7-1	Sun Belt Champs / New Orleans Bowl (didn't coach)
2020	Mizzou	5-5	5-5	Music City Bowl (no game)
2021	Mizzou	6-7	3-5	Armed Forces Bowl
2022	Mizzou	6-7	3-5	Gasparilla Bowl
2023	Mizzou	11-2	6-2	Cotton Bowl Champs
2024	Mizzou	10-3	5-3	Music City Bowl Champs
2025	Mizzou	8-5	4-4	Gator Bowl
2026	Mizzou	6-4	3-4	Program record seventh-straight season as bowl eligible
TOTALS	**MIZZOU (7 SEASONS)**	**52-33 (.612)**	**29-28 (.509)**	**-**
	OVERALL (8 SEASONS)	**64-34 (.653)**	**36-29 (.554)**	**-**

COACHING STAFF



COREY BATOON — COACHING BOOTH
DEFENSIVE COORDINATOR

THIRD SEASON • LONG BEACH STATE '91

- Entering his third season as Mizzou's defensive coordinator after previously performing the same role at South Alabama and Hawai'i.
- Batoon, a 30-plus year coaching veteran, including 15-plus years as a defensive coordinator, has a resume that includes two conference championships (2003 and 2017), one divisional championship (2019), four FCS playoff showings (1997, 1999, 2001 and 2003) and 13 bowl game appearances.
- Additionally, he's been nominated for the Broyles Award, which honors college football's top assistant coach, on three different occasions (2021, 2023 and 2024) during his coaching career.



JOHN PAPUCHIS — FIELD
SPECIAL TEAMS COORDINATOR / DEF. ASSISTANT

FIRST SEASON • VIRGINIA TECH '01

- John Papuchis was named Mizzou's special teams coordinator and defensive assistant coach in January of 2026 after six seasons as Florida State's special teams coordinator along with coaching DE and LB.
- Papuchis' players have earned 55 all-conference recognitions, four conference Player of the Year awards and one Rookie of the Year.
- He has coached 16 NFL Draft picks and seven All-Americans, including the first defensive player to earn Associated Press Player of the Year honors.
- Papuchis won the 2007 national championship as part of the staff at LSU and has coached in seven conference title games.



ALEX ATKINS — FIELD
TIGHT ENDS

FIRST SEASON • UT MARTIN '07

- Alex Atkins, the former offensive coordinator and OL coach at Florida State, joined the Mizzou staff as TE coach in Jan. of 2026.
- At Mizzou, Atkins will oversee the continued development of a deep and talented tight end corps that includes Brett Norflett, Jordon Harris and Jude James.
- Spent 2025 season at LSU as TE coach and run game coordinator.
- Spent five years at Florida State serving as offensive coordinator and OL coach. He helped guide the Seminoles to a 13-1 mark, a No. 5 ranking in the final CFP Poll and a berth in the Orange Bowl.



BRIAN EARLY — FIELD
DEFENSIVE EDGE

THIRD SEASON • ARKANSAS-MONTICELLO '94

- A veteran with more than 30 years of coaching experience spanning high school and the FBS level, Early's unit made an immediate impact for the Tigers.
- Added pass-rush specialist to his job responsibilities in 2026, after tutoring Zion Young and Damon Wilson II to standout seasons last year. Young recorded 16.5 TFL while Wilson II notched nine sacks.
- He helped Johnny Walker Jr. earn second team All-SEC honors in 2024 after finishing fourth in the SEC in sacks and FF.



BRANDON JONES — FIELD
OFFENSIVE LINE

FOURTH SEASON • TEXAS TECH '06

- Jones joined the Mizzou coaching staff in April 2023 after helping develop successful offensive line units at Texas Tech, Cal and East Carolina.
- In just three years, Jones has coached four Tiger offensive linemen that have gone on to be selected in the NFL Draft, including first round pick Armand Membou in 2025. After being chosen seventh overall, Membou tied Aldon Smith (2022) as the third-highest draft pick in MU history.
- Jones also had a hand in the development of Keagen Trost, who earned All-America honors in his only season in CoMo in 2025. He has also overseen the growth of Cayden Green at LT, who returns in 2026.



DEREK NICHOLSON — FIELD
CO-DEFENSIVE COORDINATOR / LINEBACKERS

SECOND SEASON • FLORIDA STATE '08

- Arrived in Columbia after a two-year stint at Miami as the Hurricanes linebackers coach before being elevated to the co-defensive coordinator and linebackers coach in 2024.
- Added co-defensive coordinator to his title in CoMo prior to the 2026 season after tutoring Josiah Trotter to All-SEC honors in 2025.
- Had a hand in the development of two-time second team All-ACC linebacker Francisco Mauigoa, who led the Hurricanes in tackles (82 and 96) and tackles for loss (18.0 and 11.0) in 2023 and 2024, respectively.



GARRETT RILEY — FIELD
QUARTERBACKS

FIRST SEASON • TEXAS TECH '12

- Garrett Riley, the former OC at Clemson, TCU and SMU, joined the Mizzou staff in January of 2026 to coach the Tigers' quarterbacks.
- His first season in Columbia, he inherits a QB room that features transfers Austin Simmons and Nick Evers along with Matt Zollers who returns after making three starts as a true freshman and incoming freshman Gavin Sidwar.
- Riley arrives in CoMo after serving as Clemson's OC and QB coach for the past three seasons, overseeing the development of QB Cade Klubnik.
- At TCU, he served as the team's OC/QB coach in 2022, helping lead the Horned Frogs a berth in the CFP National Championship Game in 2022.



CHIP LINDSEY — COACHING BOOTH
OFFENSIVE COORDINATOR

FIRST SEASON • ALABAMA '97

- Chip Lindsey joined the Tigers' coaching staff as the offensive coordinator in December of 2025.
- Lindsey brings 28 years of coaching experience to Missouri, including offensive coordinator stints at Michigan, North Carolina, Auburn, Arizona State, UCF and Southern Miss.
- He was the head coach at Troy from 2019-21.
- He has an impressive track record of developing NFL quarterbacks, including first-round pick Drake Maye (UNC), Jarrett Stidham (Auburn) and Nick Mullens (Southern Miss).



AL POGUE — FIELD
ASSISTANT HEAD COACH/ CORNERBACKS

FIFTH SEASON • ALABAMA STATE '98

- Al Pogue joined the Tigers football program in February 2022 and serves as the assistant head coach and cornerbacks coach.
- In his first season in Columbia, helped engineer a defensive turnaround that saw Mizzou rank fourth in the SEC and 33rd nationally in total defense. In 2024, the Tigers improved to the No. 17 total defense in the country.
- In 2025, Pouge developed a trio of cornerbacks with Drey Norwood, Stephen Hall and Toranio Pride Jr. into a formidable trio in the Tigers' secondary.



DAVID BLACKWELL — FIELD
DEFENSIVE TACKLES

THIRD SEASON • EAST CAROLINA '97

- Elevated to his current role in 2024, Blackwell boasts over 30 years of collegiate coaching experience across 10 different schools, including 11 years as a defensive coordinator at LA Tech.
- During his final season in Ruston, La., his defense ranked No. 1 in Conference USA and 18th nationally in fourth down conversion defense (.400).
- In 2025, he helped Chris McClellan to second team All-SEC honors after turning in career-best numbers, while Sterling Webb and Marquis Gracial also excelled.



CHOP HARBIN — COACHING BOOTH
DEFENSIVE LINE

FIRST SEASON • NORTH ALABAMA '99

- Chop Harbin joined the Tigers' staff as the defensive line coach after five seasons at Tennessee, including the 2025 season as OLB coach.
- Harbin joined the UT staff in 2021 as a defensive analyst before being promoted to senior defensive analyst in 2022.
- Harbin is considered one of the nation's top recruiters and has spent time on coaching staffs including Auburn, Louisiana, Georgia Southern and Valdosta State.
- Harbin played a significant role in the development of the edge rushers during the Vols' 2024 College Football Playoff season. The disruptive group paved the way for a UT defense that ranked in the FBS top 10 in six different categories



CURTIS LUPER — FIELD
RUNNING BACKS

SEVENTH SEASON • STEPHEN F. AUSTIN '96

- A veteran coach with over 30 years of experience who came to Mizzou prior to the 2020 season, Luper joined the Tigers' staff after notable stops at TCU, Auburn and Oklahoma State.
- At Mizzou, Luper has mentored eight Tigers to 700-plus rushing yards in a season, including three 1,000-yard rushers: Tyler Badie (program-record 1,604 in 2021), Cody Schrader (new record 1,627 in 2023) and Ahmad Hardy (current record 1,649 yards in 2025).
- Recruited the likes of Heisman Trophy-winner Cam Newton, and notable NFL Pro Bowlers Dez Bryant and Russell Okung.



JACOB PEELER — FIELD
WIDE RECEIVERS / RECRUITING COORDINATOR

FIFTH SEASON • LOUISIANA TECH '07

- Came to Mizzou after stops on the offensive staffs at Texas St., Ole Miss and Cal.
- Helped sign and develop 5-star WR and Biletnikoff Award semifinalist Luther Burden III who was drafted 39th overall by the Chicago Bears in 2025 after an illustrious career at Mizzou.
- Helped Kevin Coleman Jr. develop into an NFL receiver who was selected in the third round of the 2026 draft.
- At Ole Miss, Peeler mentored a pair of NFL standouts in Philadelphia's A.J. Brown and Seattle's D.K. Metcalf.
- During his time at Cal, the offense ranked among the top 10 in the nation in passing, top 15 in total offense and top 25 in scoring for three-straight seasons.



JACOB YORO — FIELD
SAFETIES

THIRD SEASON • HAWAI'I '08

- Yoro coaches safeties for the Tigers and boasts over two decades of coaching experience on the FBS, FCS, Division III, NAIA and high school levels.
- In his first season in Columbia, Yoro assisted defensive coordinator Corey Batoon in taking Mizzou from 47th nationally the two previous seasons in passing yards allowed to 18th in the country. Additionally, the Tigers improved to No. 5 nationally in third down conversion percentage defense.
- In 2025, Mizzou's pass defense was even better, finishing 11th nationally in pass yards allowed (173.5 YPG) and 23rd in team pass efficiency defense (116.07).

GAME-BY-GAME CAPSULES

ARKANSAS-PINE BLUFF

SEPTEMBER 3, 2026
MEMORIAL STADIUM

	1	2	3	4	-	F
Arkansas-Pine Bluff	0	0	7	7	-	14
Missouri	14	26	0	14	-	54

SCORING PLAYS

1st	9:38	MIZ	**Terry II 25 yd pass from Simmons (Craig PAT)**
			11-70, 5:22, MIZ 7 - UAPB 0
	4:16	MIZ	**Olugbode 14 yd pass from Simmons (Craig PAT)**
			9-49, 4:10, MIZ 14 - UAPB 0
2nd	12:56	MIZ	**Roberts 1 yd rush (Craig PAT)**
			10-57, 4:59, MIZ 21 - UAPB 0
	5:52	MIZ	**Safety**
			MIZ 23 - UAPB 0
	5:44	MIZ	**Olugbode 35 yd pass from Simmons (Craig PAT)**
			1-35, 0:08, MIZ 30 - UAPB 0
	4:01	MIZ	**Lee 47 yd pass from Simmons (Craig PAT)**
			2-57, 0:29, MIZ 37 - UAPB 0
	0:00	MIZ	**Craig 32 yd FG**
			9-66, 1:34, MIZ 40 - UAPB 0
3rd	2:31	UAPB	**Webber 27 yd rush (Glymph PAT)**
			7-80, 3:09, MIZ 40 - UAPB 7
4th	10:00	MIZ	**Zollers 5 yd rush (Craig PAT)**
			5-44, 2:06, MIZ 47 - UAPB 7
	6:13	UAPB	**Brewer IV 16 yd pass from Schierholz (Glymph PAT)**
			7-75, 3:47, MIZ 47 - UAPB 14
	3:49	MIZ	**Hatfield 9 yd rush (Craig PAT)**
			MIZ 54 - UAPB 14

	MIZ	UCA
1st Downs	33	13
Rushing/Passing/Penalty	15/16/2	6/6/1
3rd down efficiency	6-10	3-13
4th down efficiency	2-2	0-1
Turnovers	1	0
Fumbles lost	1	0
Interceptions thrown	0	0
Possession	33:58	26:02
Red Zone efficiency	5-5	1-1
Touchdowns/Field Goals	4/1	1/0

LEADERS

RUSHING	A	Y	TD	LG	AVG
MIZ Roberts	13	47	1	12	3.6
UAPB Webber	7	56	1	27	8.0

PASSING	C-A-I	Y	TD	LG	SCK
MIZ Simmons	17-19-0	252	4	47	1
UAPB Schierholz	4-10-0	67	1	23	0

RECEIVING	R	Y	YAC	TD	LG
MIZ Olugbode	7	107	32	2	35
UAPB Brewer IV	2	29	17	1	16

TACKLES	S	A	TOT	TFL	SCK	INT
MIZ Beasley	2	5	7	0.0	0.0	0
MIZ Huff	2	2	4	0.0	0.0	0
UAPB Walker	4	6	10	1.0	0.0	0
UAPB Simon Jr.	5	3	8	1.5	0.5	0

KANSAS

SEPTEMBER 11, 2026
DAVID BOOTH KANSAS MEMORIAL STADIUM

	1	2	3	4	-	F
Kansas	0	14	7	0	-	21
Missouri	0	14	14	10	-	38

SCORING PLAYS

2nd	7:16	KU	**Alexander 88 yd blocked FG return (Connington PAT)**
			MIZ 0 - KU 7
	5:33	MU	**Roberts 64 yd rush (Craig PAT)**
			4-57, 1:54, MIZ 7 - KU 7
	1:48	KU	**McMillan 20 yd pass from Marshall (Connington PAT)**
			10-75, 3:34, MIZ 7 - KU 14
	0:30	MIZ	**Lee 27 yd pass from Simmons (Craig PAT)**
			7-75, 1:18, MIZ 14 - KU 14
3rd	11:40	MIZ	**Olugbode 8 yd pass from Simmons (Craig PAT)**
			5-34, 2:05, MIZ 21 - KU 14
	10:52	MIZ	**Edwards 10 yd rush (Craig PAT)**
			2-12, 0:36, MIZ 28 - KU 14
	2:07	KU	**Cox 10 yd pass from Marshall (Connington PAT)**
			11-83, 5:38, MIZ 28 - KU 21
4th	11:46	MIZ	**Craig 32 yd FG**
			10-61, 5:21, MIZ 31 - KU 21
	2:02	MIZ	**Norfleet 13 yd pass from Simmons (Craig PAT)**
			4-14, 1:22, MIZ 38 - KU 21

	MIZ	KU
1st Downs	21	18
Rushing/Passing/Penalty	5/14/2	5/10/3
3rd down efficiency	7-17	3-15
4th down efficiency	1-1	3-5
Turnovers	1	3
Fumbles lost	1	1
Interceptions thrown	0	2
Possession	31:21	28:39
Red Zone efficiency	4-7	2-2
Touchdowns/Field Goals	3/1	2/0

LEADERS

RUSHING	A	Y	TD	LG	AVG
MIZ Roberts	28	125	1	64	4.5
KU Edwards	6	39	0	24	6.5

PASSING	C-A-I	Y	TD	LG	SCK
MIZ Simmons	19-29-0	292	3	65	0
KU Marshall	13-30-2	168	2	32	4

RECEIVING	R	Y	YAC	TD	LG
MIZ Olugbode	6	121	65	1	65
KU McMillan	2	52	10	1	32

TACKLES	S	A	TOT	TFL	SCK	INT
MIZ Rodriguez	8	0	8	1.0	1.0	0
MIZ Woodyard Jr.	5	1	6	0.0	0.0	1
KU Lathan	5	4	9	0.5	0.0	0
KU Gordon	5	2	7	1.0	0.0	0

TROY

SEPTEMBER 19, 2026
MEMORIAL STADIUM

	1	2	3	4	-	F
Troy	10	7	0	0	-	17
Missouri	0	24	0	3	-	27

SCORING PLAYS

1st	14:15	TROY	**Keyes 76 yd pass from Crowder (Head PAT)**
			2-75, 0:45, MIZ 0 - TROY 7
	0:50	TROY	**Head 27 yd FG**
			19-81, 10:32, MIZ 0 - TROY 10
2nd	11:18	MIZ	**Craig 35 yd FG**
			5-18, 1:18, MIZ 3 - TROY 10
	9:39	MIZ	**Fowlkes 68 yd punt return**
			MIZ 10 - TROY 10
	2:03	MIZ	**Olugbode 12 yd pass from Simmons (Craig PAT)**
			3-18, 1:03, MIZ 17 - TROY 10
	1:44	MIZ	**Roberts 13 yd rush (Craig PAT)**
			1-13, 0:06, MIZ 24 - TROY 10
	0:06	TROY	**Kinchen 55 yd pass from Crowder (Head PAT)**
			6-75, 1:38, MIZ 24 - TROY 17
4th	7:18	MIZ	**Craig 36 yd FG**
			7-51, 3:21, MIZ 27 - TROY 17

	MIZ	TROY
1st Downs	13	18
Rushing/Passing/Penalty	7/4/2	8/6/4
3rd down efficiency	2-11	7-17
4th down efficiency	0-0	1-2
Turnovers	0	2
Fumbles lost	0	1
Interceptions thrown	0	1
Possession	22:37	37:23
Red Zone efficiency	4-5	1-1
Touchdowns/Field Goals	2/2	0/1

LEADERS

RUSHING	A	Y	TD	LG	AVG
MIZ Roberts	22	128	1	20	5.8
TROY Griffin	17	56	0	10	3.3

PASSING	C-A-I	Y	TD	LG	SCK
MIZ Simmons	11-20-0	108	1	23	0
TROY Crowder	18-32-1	230	2	76	3

RECEIVING	R	Y	YAC	TD	LG
MIZ Lee	5	47	30	0	23
TROY Keyes	2	83	66	1	76

TACKLES	S	A	TOT	TFL	SCK	PBU
MIZ Banner	6	10	16	1.0	0.0	1
MIZ Rodriguez	2	9	11	0.0	0.0	0
TROY Powe	6	8	14	1.0	0.0	0
TROY Jones	3	3	6	0.0	0.0	0

#24 MISSISSIPPI STATE

SEPTEMBER 26, 2026
DAVIS WADE STADIUM

	1	2	3	4	-	F
Mississippi State	14	0	3	14	-	31
Missouri	0	10	14	0	-	24

SCORING PLAYS

1st	**8:56**	**MSU**	**Magee 43 yd pass from Taylor (Ferrie PAT)**
			3-63, 0:58, MIZ 0 - MSU 7
	0:24	**MSU**	**Bothwell 11 yd pass from Taylor (Ferrie PAT)**
			8-66, 2:43, MIZ 0 - MSU 14
2nd	**7:59**	**MIZ**	**Craig 35 yd FG**
			6-35, 3:13, MIZ 3 - MSU 14
	6:09	**MIZ**	**Olugbode 9 yd pass from Simmons (Craig PAT)**
			4-27, 1:34, MIZ 10 - MSU 14
3rd	**10:50**	**MIZ**	**Lee 21 yd pass from Simmons (Craig PAT)**
			7-43, 4:00, MIZ 17 - MSU 14
	4:37	**MSU**	**Ferrie 28 yd FG**
			15-65, 6:13, MIZ 17 - MSU 17
	2:53	**MIZ**	**Lee 28 yd pass from Simmons (Craig PAT)**
			5-75, 1:44, MIZ 24 - MSU 17
4th	**7:09**	**MSU**	**Bothwell 4 yd rush (Ferrie PAT)**
			14-73, 5:49, MIZ 24 - MSU 24
	3:57	**MSU**	**Magee 24 yd pass from Taylor (Ferrie PAT)**
			5-85, 1:44, MIZ 24 - MSU 31

	MIZ	MSU
1st Downs	23	27
Rushing/Passing/Penalty	7/13/3	11/14/2
3rd down efficiency	7-16	6-14
4th down efficiency	0-2	1-2
Turnovers	0	1
Fumbles lost	0	0
Interceptions thrown	0	1
Possession	31:36	28:24
Red Zone efficiency	3-4	3-4
Touchdowns/Field Goals	2/1	2/1

LEADERS

RUSHING		A	Y	TD	LG	AVG
MIZ	Roberts	26	95	0	14	3.7
MSU	Bothwell	25	122	1	18	4.9

PASSING		C-A-I	Y	TD	LG	SCK
MIZ	Simmons	23-39-0	295	3	37	2
MSU	Taylor	27-38-1	360	3	48	4

RECEIVING		R	Y	YAC	TD	LG
MIZ	Lee	11	156	51	2	37
MSU	Evans III	8	114	42	0	48

TACKLES		S	A	TOT	TFL	SCK	PBU
MIZ	Woodyard Jr.	2	12	14	0.5	0.0	0
MIZ	Rodriguez	3	10	13	0.0	0.0	0
MSU	Lockhart	4	5	9	0.5	0.5	0
MSU	Gilbert	4	5	9	0.5	0.0	1

#8 FLORIDA

OCTOBER 3, 2026
MEMORIAL STADIUM

	1	2	3	4	-	F
Florida	3	7	0	7	-	17
Missouri	3	17	10	15	-	45

SCORING PLAYS

1st	**8:06**	**UF**	**Durkin 20 yd FG**
			15-73, 6:54, MIZ 0 - UF 3
	3:15	**MIZ**	**Craig 32 yd FG**
			12-62, 4:51, MIZ 3 - UF 3
2nd	**10:06**	**MIZ**	**Olugbode 47 yd pass from Simmons (Craig PAT)**
			6-68, 2:55, MIZ 10 - UF 3
	3:23	**UF**	**Wilson 12 yd pass from Philo (Durkin PAT)**
			7-68, 3:23, MIZ 10 - UF 10
	2:05	**MIZ**	**Goodie Sr. 31 yd pass from Simmons (Craig PAT)**
			5-75, 2:21, MIZ 17 - UF 10
	0:00	**MIZ**	**Craig 50 yd FG**
			7-49, 1:33, MIZ 20 - UF 10
3rd	**12:24**	**MIZ**	**Roberts 5 yd rush (Craig PAT)**
			6-75, 2:36, MIZ 27 - UF 10
	4:30	**MIZ**	**Craig 52 yd FG**
			10-49, 4:23, MIZ 30 - UF 10
4th	**14:55**	**MIZ**	**Roberts 1 yd rush (Lee from Simmons)**
			4-80, 1:50, MIZ 38 - UF 10
	13:33	**MIZ**	**Roberts 80 yd rush (Craig PAT)**
			1-80, 0:12, MIZ 45 - UF 10
	0:47	**UF**	**Abrams 42 yd pass from Jones Jr. (Durkin PAT)**
			7-94, 1:52, MIZ 45 - UF 17

	MIZ	UF
1st Downs	24	19
Rushing/Passing/Penalty	5/17/2	5/12/2
3rd down efficiency	7-13	6-16
4th down efficiency	0-0	0-1
Turnovers	0	0
Fumbles lost	0	0
Interceptions thrown	0	0
Possession	31:40	28:20
Red Zone efficiency	3-3	2-2
Touchdowns/Field Goals	2/1	1/1

LEADERS

RUSHING		A	Y	TD	LG	AVG
MIZ	Roberts	24	211	3	80	8.8
UF	Montgomery	1	17	0	17	17.0

PASSING		C-A-I	Y	TD	LG	SCK
MIZ	Simmons	23-30-0	340	2	47	2
UF	Philo	21-34-0	197	1	24	3

RECEIVING		R	Y	YAC	TD	LG
MIZ	Lee	8	110	22	0	29
UF	Wilson	4	66	15	1	24

TACKLES		S	A	TOT	TFL	SCK	PBU
MIZ	Rodriguez	5	6	11	1.5	0.0	0
MIZ	Banner	5	4	9	0.0	0.0	0
UF	Coleman	2	5	7	1.0	0.0	0
UF	Hayward	3	3	6	0.0	0.0	0

TEXAS A&M

OCTOBER 10, 2026
MEMORIAL STADIUM

	1	2	3	4	-	F
Texas A&M	3	0	0	3	-	6
Missouri	0	10	10	7	-	27

SCORING PLAYS

1st	**4:46**	**A&M**	**Olano 53 yd FG**
			4-5, 2:04, MIZ 0 - A&M 3
2nd	**12:58**	**MIZ**	**Lee 32 yd pass from Simmons (Craig PAT)**
			10-77, 4:19, MIZ 7 - A&M 3
	8:40	**MIZ**	**Craig 50 yd FG**
			4-2, 1:22, MIZ 10 - A&M 3
3rd	**12:30**	**MIZ**	**Craig 51 yd FG**
			7-42, 2:30, MIZ 13 - A&M 3
	0:00	**MIZ**	**Roberts 2 yd rush (Craig PAT)**
			12-76, 6:51, MIZ 20 - A&M 3
4th	**9:51**	**A&M**	**Olano 27 yd FG**
			12-45, 5:09, MIZ 20 - A&M 6
	2:49	**MIZ**	**Roberts 54 yd rush (Craig PAT)**
			2-57, 0:14, MIZ 27 - A&M 6

	MIZ	A&M
1st Downs	20	10
Rushing/Passing/Penalty	11/8/1	3/6/1
3rd down efficiency	6-16	5-18
4th down efficiency	0-0	1-3
Turnovers	1	2
Fumbles lost	0	0
Interceptions thrown	1	2
Possession	31:12	28:48
Red Zone efficiency	1-1	1-3
Touchdowns/Field Goals	1/0	0/1

LEADERS

RUSHING		A	Y	TD	LG	AVG
MIZ	Roberts	34	222	2	54	6.5
A&M	Edwards	6	20	0	6	3.3

PASSING		C-A-I	Y	TD	LG	SCK
MIZ	Simmons	14-28-1	147	1	32	0
A&M	Reed	19-39-2	187	0	32	3

RECEIVING		R	Y	YAC	TD	LG
MIZ	Lee	7	94	49	1	32
A&M	Norman	3	55	5	0	32

TACKLES		S	A	TOT	TFL	SCK	QBH
MIZ	Rodriguez	8	5	13	1.5	0.5	1
MIZ	Woodyard Jr.	1	6	7	0.0	0.0	0
A&M	Byard	6	2	8	0.0	0.0	0
A&M	Shaw	4	4	8	1.5	0.0	0

GAME-BY-GAME CAPSULES

#9 OLE MISS

OCTOBER 17, 2026
VAUGHT-HEMINGWAY STADIUM

	1	2	3	4	-	F
Ole Miss	7	14	0	10	-	31
Missouri	3	0	0	0	-	3

SCORING PLAYS

1st	**8:16**	**MIZ**	**Craig 27 yd FG**
			10-75, 4:23, MIZ 3 - OM 0
	5:42	**OM**	**Odom 10 yd pass from Chambliss (Carneiro PAT)**
			8-75, 2:34, MIZ 3 - OM 7
2nd	**10:13**	**OM**	**Fields 21 yd pass from Chambliss (Carneiro PAT)**
			7-61, 2:00, MIZ 3 - OM 14
	2:13	**OM**	**Cunningham 17 yd pass from Chambliss (Carneiro PAT)**
			10-80, 3:31, MIZ 3 - OM 21
4th	**12:44**	**OM**	**Chambliss 5 yd rush (Carneiro PAT)**
			9-79, 3:37, MIZ 3 - OM 28
	3:45	**OM**	**Carneiro 38 yd FG**
			11-64, 5:56, MIZ 3 - OM 31

	MIZ	OM
1st Downs	17	27
Rushing/Passing/Penalty	1/15/1	14/12/1
3rd down efficiency	6-17	9-14
4th down efficiency	0-2	0-0
Turnovers	1	1
Fumbles lost	0	1
Interceptions thrown	1	0
Possession	28:54	31:06
Red Zone efficiency	1-3	4-4
Touchdowns/Field Goals	0/1	3/1

LEADERS

RUSHING		A	Y	TD	LG	AVG
MIZ	Roberts	20	39	0	6	2.0
OM	Lacy	16	122	0	23	7.6

PASSING		C-A-I	Y	TD	LG	SCK
MIZ	Simmons	25-44-1	339	0	43	2
OM	Chambliss	20-36-0	241	3	25	0

RECEIVING		R	Y	YAC	TD	LG
MIZ	Olugbode	9	127	36	0	23
OM	Cunningham	3	61	24	1	25

TACKLES		S	A	TOT	TFL	SCK	FF
MIZ	Rodriguez	9	5	14	0.0	0.0	1
MIZ	Banner	5	2	7	0.0	0.0	1
OM	Denson	6	3	9	1.0	0.0	0
OM	Butler	5	2	7	0.0	0.0	0

ARKANSAS

OCTOBER 31, 2026
DONALD W. REYNOLDS RAZORBACK STADIUM

	1	2	3	4	-	F
Arkansas	0	7	0	3	-	10
Missouri	10	3	14	7	-	34

SCORING PLAYS

1st	**5:33**	**MIZ**	**Craig 31 yd FG**
			8-30, 3:51, MIZ 3 - ARK 0
	3:41	**MIZ**	**Smith 0 yd fumble return (Craig PAT)**
			MIZ 10 - ARK 0
2nd	**9:00**	**MIZ**	**Craig 53 yd FG**
			16-48, 8:14, MIZ 13 - ARK 0
	0:41	**ARK**	**Jackson 2 yd rush (Gilbert PAT)**
			8-52, 1:51, MIZ 13 - ARK 7
3rd	**10:53**	**MIZ**	**Olugbode 15 yd pass from Simmons (Craig PAT)**
			8-75, 4:07, MIZ 20 - ARK 7
	9:47	**MIZ**	**Roberts 2 yd rush (Craig PAT)**
			3-45, 0:51, MIZ 27 - ARK 7
4th	**14:56**	**ARK**	**Gilbert 32 yd FG**
			20-62, 9:51, MIZ 27 - ARK 10
	7:19	**MIZ**	**Roberts 10 yd pass from Simmons (Craig PAT)**
			4-18, 2:03, MIZ 34 - ARK 10

	MIZ	ARK
1st Downs	22	18
Rushing/Passing/Penalty	11/8/3	8/9/1
3rd down efficiency	6-13	8-17
4th down efficiency	2-3	2-4
Turnovers	1	4
Fumbles lost	1	3
Interceptions thrown	0	1
Possession	31:45	28:15
Red Zone efficiency	4-5	2-3
Touchdowns/Field Goals	3/1	1/1

LEADERS

RUSHING		A	Y	TD	LG	AVG
MIZ	Roberts	23	138	1	43	6.0
ARK	Settles	12	38	0	10	3.2

PASSING		C-A-I	Y	TD	LG	SCK
MIZ	Simmons	20-31-0	179	2	46	0
ARK	Jackson	20-34-1	229	0	37	1

RECEIVING		R	Y	YAC	TD	LG
MIZ	Lee	6	78	39	0	46
ARK	Jordan	7	106	36	0	37

TACKLES		S	A	TOT	TFL	SCK	FR
MIZ	Rodriguez	3	6	9	0.0	0.0	0
MIZ	Banner	2	7	9	0.0	0.0	1
ARK	Shaw	3	6	9	0.0	0.0	1
ARK	Johnson	5	3	8	1.0	0.0	0

#7 TEXAS

NOVEMBER 7, 2026
MEMORIAL STADIUM

	1	2	3	4	-	F
Texas	7	3	10	14	-	34
Missouri	10	0	10	0	-	20

SCORING PLAYS

1st	**8:40**	**MIZ**	**Norfleet 2 yd pass from Simmons (Craig PAT)**
			7-68, 3:22, MIZ 7 - UT 0
	6:10	**UT**	**Cooper 24 yd pass from Manning (Spetic PAT)**
			7-65, 2:30, MIZ 7 - UT 7
	1:06	**MIZ**	**Craig 22 yd FG**
			9-43, 3:07, MIZ 10 - UT 7
2nd	**1:57**	**UT**	**Spetic 27 yd FG**
			6-30, 3:14, MIZ 10 - UT 10
3rd	**11:51**	**MIZ**	**Craig 48 yd FG**
			7-36, 3:09, MIZ 13 - UT 10
	5:41	**UT**	**Spetic 34 yd FG**
			10-56, 5:08, MIZ 13 - UT 13
	4:52	**MIZ**	**Montgomery 72 yd pass from Simmons (Craig PAT)**
			2-75, 0:49, MIZ 20 - UT 13
	1:52	**UT**	**Bishop Jr. 25 yd pass from Manning (Spetic PAT)**
			9-75, 3:00, MIZ 20 - UT 20
4th	**5:03**	**UT**	**Brown 23 yd pass from Manning (Spetic PAT)**
			6-54, 2:53, MIZ 20 - UT 27
	1:25	**UT**	**Brown 8 yd rush (Spetic PAT)**
			3-6, 0:16, MIZ 20 - UT 34

	MIZ	UT
1st Downs	17	21
Rushing/Passing/Penalty	5/9/3	6/14/1
3rd down efficiency	3-16	6-13
4th down efficiency	1-2	0-0
Turnovers	1	2
Fumbles lost	1	2
Interceptions thrown	0	0
Possession	27:34	32:26
Red Zone efficiency	2-3	4-4
Touchdowns/Field Goals	1/1	2/2

LEADERS

RUSHING		A	Y	TD	LG	AVG
MIZ	Roberts	19	66	0	12	3.5
UT	Brown	17	85	1	13	5.0

PASSING		C-A-I	Y	TD	LG	SCK
MIZ	Simmons	23-43-0	252	2	72	1
UT	Manning	28-38-0	297	3	31	3

RECEIVING		R	Y	YAC	TD	LG
MIZ	Montgomery	2	81	65	1	72
UT	Mosley V	5	85	31	0	31

TACKLES		S	A	TOT	TFL	SCK	PBU
MIZ	Rodriguez	5	7	12	1.5	0.5	0
MIZ	Banner	6	4	10	0.5	0.0	1
UT	Williams Jr.	4	2	6	0.0	0.0	0
UT	Cryer	4	2	6	1.0	0.0	0

#1 GEORGIA

NOVEMBER 14, 2026
SANFORD STADIUM

	1	2	3	4	-	F
Georgia	21	10	10	7	-	48
Missouri	0	7	7	7	-	21

SCORING PLAYS

1st 13:59 UGA Frazier 4 yd rush (Woodring PAT)
2-7, 0:45, MIZ 0 - UGA 7
10:33 UGA Stockton 8 yd rush (Woodring PAT)
4-60, 2:00, MIZ 0 - UGA 14
2:03 UGA Frazier 3 yd rush (Woodring PAT)
11-87, 5:58, MIZ 0 - UGA 21
2nd 10:43 UGA Woodring 41 yd FG
10-51, 5:31, MIZ 0 - UGA 24
6:52 UGA Canion 12 yd pass from Stockton (Woodring PAT)
5-61, 2:21, MIZ 0 - UGA 31
3:05 MIZ Montgomery 15 yd pass from Simmons (Craig PAT)
8-75, 3:42, MIZ 7 - UGA 31
3rd 10:42 UGA Woodring 40 yd FG
7-19, 4:11, MIZ 7 - UGA 34
6:15 UGA Frazier 3 yd rush (Woodring PAT)
6-85, 3:29, MIZ 7 - UGA 41
0:45 MIZ Olugbode 11 yd pass from Simmons (Craig PAT)
11-74, 5:23, MIZ 14 - UGA 41
4th 12:53 UGA Bowens 5 yd rush (Woodring PAT)
6-75, 2:02, MIZ 14 - UGA 48
5:15 MIZ Lanier II 2 yd pass from Simmons (Craig PAT)
13-81, 7:32, MIZ 21 - UGA 48

	MIZ	UGA
1st Downs	15	23
Rushing/Passing/Penalty	4/11/0	8/14/1
3rd down efficiency	2-11	4-9
4th down efficiency	1-1	0-0
Turnovers	1	1
Fumbles lost	0	1
Interceptions thrown	1	0
Possession	27:58	32:02
Red Zone efficiency	3-4	7-7
Touchdowns/Field Goals	3/0	6/1

LEADERS

RUSHING		A	Y	TD	LG	AVG
MIZ	Roberts	19	62	0	11	3.3
UGA	Frazier	14	72	3	17	5.1

PASSING		C-A-I	Y	TD	LG	SCK
MIZ	Simmons	17-25-1	175	3	34	0
UGA	Stockton	18-24-0	252	1	33	1

RECEIVING		R	Y	YAC	TD	LG
MIZ	Olugbode	4	67	29	1	24
UGA	Dandridge Jr.	6	85	44	0	26

TACKLES		S	A	TOT	TFL	SCK	FF
MIZ	Woodyard Jr.	2	8	10	0.0	0.0	1
MIZ	Dotson	5	4	9	1.0	0.0	0
UGA	Williams	8	2	10	1.0	0.0	0
UGA	Dinkins	4	2	6	1.0	0.0	0

STATISTICAL LEADERS

Opp.	Rushing Attempts	Rushing Yards	Receptions	Receiving Yards	All-Purpose Yards	Tackles	Tackles For Loss	Sacks
UAPB	Roberts (13)	Roberts (47)	Olugbode (8)	Olugbode (116)	Olugbode (116)	Beasley (7)	Washington Jr. (1.5)	Dowell (1.0)
Kansas	*Roberts (28)*	*Roberts (125)*	*Olugbode/Lee (6)*	*Olugbode (121)*	*Roberts/Olugbode (121)*	*Rodriguez (8)*	*four players (1.5)*	*Hopkins/Simpson (1.5)*
TROY	Roberts (22)	Roberts (128)	Lee (5)	Lee (47)	Roberts (141)	Banner (16)	Hopkins/Kitchen (2.0)	Hopkins (1.5)
Mississippi St.	*Roberts (26)*	*Roberts (95)*	*Lee (11)*	*Lee (156)*	*Lee (156)*	*Woodyard Jr. (14)*	*Hopkins (3.5)*	*Hopkins (3.5)*
FLORIDA	Roberts (24)	Roberts (211)	Lee (8)	Lee (110)	Lee (240)	Rodriguez (11)	Louidor-Faustin (3.5)	Simpson/Dowell/Webb (1.0)
TEXAS A&M	Roberts (34)	Roberts (222)	Lee (7)	Lee (94)	Roberts (230)	Rodriguez (13)	Simpson/Rodriguez (1.5)	Simpson (1.5)
Ole Miss	*Roberts (20)*	*Roberts (39)*	*Olugbode (9)*	*Olugbode (127)*	*Olugbode (127)*	*Rodriguez (14)*	*Simpson/Tuley (0.5)*	*N/A*
Arkansas	*Roberts (23)*	*Roberts (138)*	*Lee (6)*	*Lee (78)*	*Roberts (158)*	*Rodriguez/Banner (9)*	*Simpson/Louidor-Faustin (1.0)*	*Simpson (1.0)*
TEXAS	Roberts (19)	Roberts (66)	Lee (9)	Montgomery (81)	Montgomery (81)	Rodriguez (12)	Rodriguez (1.5)	Huff/Smith (1.0)
Georgia	*Roberts (19)*	*Roberts (62)*	*Montgomery (5)*	*Olugbode (67)*	*Fowlkes (117)*	*Woodyard Jr. (10)*	*Dotson/Rodriguez/McClellan (1.0)*	*Rodriguez (1.0)*
KENTUCKY								
OKLAHOMA								

FIRST DOWNS
MIZZOU FIRST DOWNS

Opp.	1Q	2Q	3Q	4Q	Total
UAPB	9	12	6	6	33
Kansas	*3*	*8*	*7*	*3*	*21*
TROY	2	3	4	4	13
Mississippi St.	*6*	*7*	*7*	*3*	*23*
FLORIDA	5	10	6	3	24
TEXAS A&M	3	7	7	2	19
Ole Miss	*5*	*4*	*4*	*4*	*17*
Arkansas	*4*	*5*	*4*	*9*	*22*
TEXAS	8	4	4	1	17
Georgia	*1*	*4*	*5*	*5*	*15*
KENTUCKY					
OKLAHOMA					

YARDAGE BY QUARTER
MIZZOU PLAYS / YARDAGE

Opp.	1Q	2Q	3Q	4Q	Total
UAPB	25-155	21-221	15-73	17-113	78-562
Kansas	*13-81*	*23-219*	*18-113*	*17-56*	*71-469*
TROY	6-67	14-57	13-58	16-48	49-230
Mississippi St.	*23-86*	*20-120*	*13-114*	*19-94*	*75-414*
FLORIDA	15-76	20-194	18-183	13-107	66-560
TEXAS A&M	17-52	24-147	21-106	10-94	72-399
Ole Miss	*15-94*	*19-90*	*21-93*	*15-101*	*70-378*
Arkansas	*16-70*	*22-85*	*11-125*	*17-110*	*66-390*
TEXAS	20-82	17-93	14-131	17-30	68-336
Georgia	*11-28*	*15-87*	*14-72*	*21-99*	*61-286*
KENTUCKY					
OKLAHOMA					

PASS/RUSH SPLIT
MIZZOU PASSING YDS/RUSHING YDS

Opp.	1Q	2Q	3Q	4Q	Total
UAPB	123/32	159/62	26/47	49/64	357/205
Kansas	*75/6*	*127/92*	*77/36*	*43/13*	*292/177*
TROY	63/4	13/44	13/45	19/29	108/122
Mississippi St.	*70/16*	*65/55*	*92/22*	*68/26*	*295/119*
FLORIDA	65/11	173/21	89/94	13/94	340/220
TEXAS A&M	37/15	80/67	25/81	5/89	147/252
Ole Miss	*80/14*	*75/15*	*84/9*	*100/1*	*339/39*
Arkansas	*35/35*	*61/24*	*73/52*	*10/100*	*179/211*
TEXAS	49/33	71/22	107/24	25/5	252/84
Georgia	*-4/32*	*70/17*	*45/27*	*73/26*	*184/102*
KENTUCKY					
OKLAHOMA					

FIRST DOWNS
OPPONENT FIRST DOWNS

Opp.	1Q	2Q	3Q	4Q	Total
UAPB	0	2	7	4	13
Kansas	*3*	*4*	*7*	*4*	*18*
TROY	8	4	3	3	18
Mississippi St.	*8*	*6*	*5*	*8*	*28*
FLORIDA	5	4	3	7	19
TEXAS A&M	1	1	0	8	10
Ole Miss	*7*	*8*	*4*	*8*	*27*
Arkansas	*1*	*5*	*6*	*6*	*18*
TEXAS	5	3	8	5	21
Georgia	*8*	*7*	*6*	*2*	*23*
KENTUCKY					
OKLAHOMA					

YARDAGE BY QUARTER
OPPONENT PLAYS / YARDAGE

Opp.	1Q	2Q	3Q	4Q	Total
UAPB	6-4	19-2	15-119	13-73	53-198
Kansas	*18-87*	*16-78*	*16-66*	*17-24*	*67-255*
TROY	20-131	23-108	13-53	16-31	72-323
Mississippi St.	*16-137*	*21-95*	*19-91*	*22-176*	*78-499*
FLORIDA	18-76	16-93	11-19	19-137	64-325
TEXAS A&M	15-55	13-16	6-3	28-142	62-216
Ole Miss	*20-130*	*20-170*	*17-77*	*17-121*	*74-498*
Arkansas	*16-7*	*19-93*	*20-97*	*15-91*	*70-288*
TEXAS	15-101	14-72	18-116	22-112	69-401
Georgia	*19-158*	*18-106*	*13-136*	*10-68*	*60-468*
KENTUCKY					
OKLAHOMA					

PASS/RUSH SPLIT
OPPONENT PASSING YDS/RUSHING YDS

Opp.	1Q	2Q	3Q	4Q	Total
UAPB	0/4	32/-30	56/63	21/52	109/89
Kansas	*56/31*	*29/49*	*51/15*	*38/-14*	*174/81*
TROY	108/23	86/22	21/32	15/16	230/93
Mississippi St.	*94/43*	*55/40*	*75/16*	*136/40*	*360/139*
FLORIDA	68/8	58/35	40/-21	117/20	283/42
TEXAS A&M	35/20	12/4	7/-4	133/9	187/29
Ole Miss	*49/81*	*112/58*	*30/47*	*50/71*	*241/257*
Arkansas	*26/-19*	*57/36*	*72/25*	*74/17*	*229/59*
TEXAS	67/34	54/18	98/18	78/34	297/104
Georgia	*93/65*	*79/27*	*54/82*	*60/8*	*286/182*
KENTUCKY					
OKLAHOMA					

STARTING LINEUPS

Offense	QB	RB	WR	WR	WR/TE	TE/WR	LT	LG	C	RG	RT
ARKANSAS-PINE BLUFF	Simmons	Roberts	Olugbode	Lee	Montgomery (WR)	Norfleet[TE]	Lange	Wilson	Giudice	Peagler	Work
Kansas	*Simmons*	*Roberts*	*Olugbode*	*Lee*	*Montgomery (WR)*	*Norfleet (TE)*	*Green*	*Wilson*	*Giudice*	*Peagler*	*Work*
TROY	Simmons	Roberts	Olugbode	Lee	Montgomery (WR)	Harris (TE)	Green	Wilson	Giudice	Peagler	Work
Mississippi State	*Simmons*	*Roberts*	*Olugbode*	*Lee*	*Montgomery (WR)*	*Norfleet (TE)*	*Green*	*Wilson*	*Giudice*	*Peagler*	*Work*
FLORIDA	Simmons	Roberts	Olugbode	Fowlkes	Montgomery (WR)	James (TE)	Green	Wilson	Giudice	Peagler	Work
TEXAS A&M	Simmons	Roberts	Olugbode	Lee	Montgomery (WR)	Harris (TE)	Green	Wilson	Giudice	Peagler	Work
Ole Miss	*Simmons*	*Roberts*	*Olugbode*	*Lee*	*Montgomery (WR)*	*Harris (TE)*	*Green*	*Wilson*	*Giudice*	*Peagler*	*Work*
Arkansas	*Simmons*	*Roberts*	*Olugbode*	*Lee*	*Montgomery (WR)*	*Harris (TE)*	*Green*	*Wilson*	*Giudice*	*Peagler*	*Work*
TEXAS	Simmons	Roberts	Olugbode	Lee	Montgomery (WR)	Norfleet (TE)	Green	Wilson	Giudice	Peagler	Work
Georgia	*Simmons*	*Roberts*	*Olugbode*	*Lee*	*Goodie Sr. (WR)*	*Harris (TE)*	*Green*	*Wilson*	*Giudice*	*Peagler*	*Work*
KENTUCKY											
OKLAHOMA											

Defense	DE	DT	DT	DE	LB	LB	STAR	S	S	CB	CB
ARKANSAS-PINE BLUFF	Smith	Gracial	Marshall	Kitchen	Rodriguez	Woodyard Jr.	Louidor-Faustin	Banner	Greco	Laulea	Graves Jr.
Kansas	*Smith*	*Gracial*	*Marshall*	*Kitchen*	*Rodriguez*	*Woodyard Jr.*	*Louidor-Faustin*	*Banner*	*Greco*	*Laulea*	*Graves Jr.*
TROY	Smith	Gracial	Marshall	Kitchen	Rodriguez	Woodyard Jr.	Louidor-Faustin	Banner	Greco	Laulea	Graves Jr.
Mississippi State	*Hopkins*	*Gracial*	*Marshall*	*Kitchen*	*Rodriguez*	*Woodyard Jr.*	*Louidor-Faustin*	*Banner*	*Dotson*	*Laulea*	*Graves Jr.*
FLORIDA	Hopkins	Gracial	Marshall	Webb	Rodriguez	Woodyard Jr.	Louidor-Faustin	Banner	Dotson	Laulea	Graves Jr.
TEXAS A&M	Hopkins	Gracial	Marshall	Webb	Rodriguez	Woodyard Jr.	Louidor-Faustin	Banner	Dotson	Florence	Graves Jr.
Ole Miss	*Smith*	*Gracial*	*Marshall*	*Kitchen*	*Rodriguez*	*Woodyard Jr.*	*Louidor-Faustin*	*Banner*	*Dotson*	*Florence*	*Graves Jr.*
Arkansas	*Smith*	*Gracial*	*Marshall*	*Kitchen*	*Rodriguez*	*Woodyard Jr.*	*Louidor-Faustin*	*Banner*	*Dotson*	*Florence*	*Graves Jr.*
TEXAS	Smith	Gracial	Marshall	Kitchen	Rodriguez	Woodyard Jr.	Louidor-Faustin	Banner	Dotson	Florence	Graves Jr.
Georgia	*Smith*	*Gracial*	*Marshall*	*Webb*	*Rodriguez*	*Woodyard Jr.*	*Dotson*	*Banner*	*Greco*	*Florence*	*Graves Jr.*
KENTUCKY											
OKLAHOMA											

THE LAST TIME ...

RUSHING

30 attempts	34 - Jamal Roberts vs. Texas A&M, 10/10/26
25 attempts	26 – Jamal Roberts at Mississippi State, 9/26/26
20+ attempts (two players)	22 - Ahmad Hardy, 20 - Marquise Davis vs. Louisiana, 9/13/25
100 yards	138 - Jamal Roberts at Arkansas, 10/31/26
200 yards	222 - Jamal Roberts vs. Texas A&M, 10/10/26
250 yards	300 - Ahmad Hardy vs. Mississippi State, 11/15/25
3 TDs	3 – Jamal Roberts vs. Florida, 10/3/26
4 TDs	4 – Damarea Crockett vs. Middle Tennessee, 10/22/16
50+ yard rush	64 – Jamal Roberts at Kansas, 9/11/26
75+ yard rush	80 - Jamal Roberts vs. Florida, 10/3/26
Two 75+ yard rush (same game)	80, 77 - Jamal Roberts vs. Florida 10/3/26
Two 100-yard rushers (same game)	157 - Ahmad Hardy, 100 - Jamal Roberts at Arkansas, 11/29/2025
Two 100-yard rushers (consecutive games)	143 – Jamal Roberts, 112 - Ahmad Hardy vs. Kansas, 9/6/25 250 – Ahmad Hardy, 113 - Marquise Davis vs. Louisiana, 9/13/25
Consecutive 200-yard games	Jamal Roberts (2) 211 vs. Florida, 10/3/26, 222 vs. Texas A&M, 10/10/26
Five consecutive 100-yard games	Cody Schrader (6) 159 vs. South Carolina, 10/21/23; 112 at Georgia, 11/4/23; 205 vs. Tennessee, 11/11/23; 148 vs. Florida, 11/18/23; 217 at Arkansas, 11/24/23; 128 vs. Ohio State, 12/29/23 **Two games in 2024 while playing at UL-Monroe*.....Ahmad Hardy (7) 204 at Arkansas State*, 11/23/24; 172 vs. Louisiana*, 11/30/24; 100 vs. Central Arkansas, 8/28/25 112 vs. Kansas, 9/6/25; 250 vs. Louisiana, 9/13/25; 138 vs. South Carolina, 9/20/25; 130 vs. UMass, 9/27/25

PASSING

30-39 attempts	30 - Austin Simmons vs. Florida, 10/3/26
40-49 attempts	43 - Austin Simmons vs. Texas, 11/7/26
50 attempts	51 – Connor Bazelak at Kentucky, 9/11/21
30-39 completions	30 – Beau Pribula vs. Kansas, 9/6/25
300 yards	339 - Austin Simmons at Ole Miss, 10/17/26
400 yards	411 – Brady Cook vs. LSU, 10/7/23
75+ yard completion	77 – Brady Cook to Theo Wease Jr. vs. Florida, 11/18/23
50+ yard completion	72 – Austin Simmons to Naeshaun Montgomery vs. Texas, 11/7/26
Two QBS over 100 yards	Maty Mauk, 181; Drew Lock 138 vs. SEMO, 9/5/15
3 TDs	3 – Austin Simmons at Mississippi State, 9/26/26
4 TDs	4 – Austin Simmons vs. Arkansas-Pine Bluff, 9/3/26
5 TDs	5 – Drew Lock at UConn, 10/28/17
6 TDs	6 – Drew Lock vs. Idaho, 10/21/17
7 TDs	7 – Drew Lock vs. Missouri State, 9/2/17
4 interceptions	Maty Mauk vs. Georgia, 10/11/14
5 interceptions	Terry McMillan vs. Penn State, 1/1/70
6 interceptions	Kent Kiefer vs. Miami (Fla), 9/23/89
15 consecutive completions	21 - Beau Pribula vs UMass, 9/27/25

RECEIVING

12+ receptions	12 - Kevin Coleman Jr. vs. UMass 9/27/25
10+ receptions	11 – Cayden Lee at Mississippi State, 9/26/26
8+ receptions	9 - Cayden Lee vs. Texas, 11/7/26
100 yards	127 - Donovan Olugbode at Ole Miss, 10/17/26
150 yards	156 - Cayden Lee at Mississippi State, 9/26/26
200 yards	233 – Danario Alexander vs. Kansas, 11/28/09
75+ yard reception	77 (TD) – Theo Wease Jr. vs. Florida, 11/18/23
Two 100-yard performances (same game)	121 (6) - Donovan Olugbode at Kansas, 9/11/26 120 (6) – Cayden Lee at Kansas, 9/11/26
Three 100-yard performances (same game)	172 (6) – Jeremy Maclin vs. Nevada, 9/13/08 127 (6) – Chase Coffman vs. Nevada, 9/13/08 100 (6) – Tommy Saunders vs. Nevada, 9/13/08
3 TDs	3 – Albert Okwuegbunam vs. Memphis, 10/20/18
4 TDs	4 – J'Mon Moore vs. Delaware State, 9/24/16

DEFENSIVE

15+ tackles	16 - Santana Banner vs. Troy, 9/19/26
3.0+ sacks	3.5 – Daeden Hopkins at Mississippi State, 9/26/26
2.0+ sacks	2.0 – Chris McClellan at Arkansas, 11/29/25
3.0+ TFL	3.5 – Kensley Louidor-Faustin vs. Florida, 10/3/26
4.0+ TFL	6.0 – Blaze Alldredge vs. Central Michigan, 9/4/21
Two players 2.0+ TFL	Daeden Hopkins (2.0) and Langden Kitchen (2.0) vs. Troy, 9/19/26
2 Interceptions	2 – Cale Garrett vs. Troy, 10/5/19
Pick Six	Marvin Burks (28 yards) vs. Mississippi State, 11/15/25

TOTAL OFFENSE (RUSHING & PASSING)

400+ yards	404 – Brady Cook vs. LSU, 10/7/23
300-399 yards	300 - Ahmad Hardy vs. Mississippi State, 11/15/25
100-yard rusher + 100-yard receiver (same game)	211 rush - Jamal Roberts vs. Florida, 10/3/26 110 rec. - Cayden Lee vs. Florida, 10/3/26
Two 100-yard rushers + 100-yard receiver (same game)	143 rush – Jamal Roberts vs. Kansas, 9/6/25 112 rush – Ahmad Hardy vs. Kansas, 9/6/25 126 rec. - Kevin Coleman Jr. vs. Kansas, 9/6/25
Two 100-yard receiver + 100-yard rusher (same game)	121 rec. – Donovan Olugbode at Kansas, 9/11/26 120 rec. – Cayden Lee at Kansas, 9/11/26 125 rush - Jamal Roberts at Kansas, 9/11/26
300-yard passer + 200-yard rusher + 100-yard receiver	340 pass - Austin Simmons vs. Florida, 10/3/26 211 rush - Jamal Roberts vs. Florida, 10/3/26 110 rec. - Cayden Lee vs. Florida, 10/3/26
Rush TD + Receiving TD	1 rush, 1 rec - Jamal Roberts at Arkansas, 10/31/26

FIELD GOALS

60 yards	61 - Harrison Mevis vs. Kansas State, 9/16/23
55 yards	55 - Blake Craig vs. Central Arkansas, 8/28/25
50 yards	53 - Blake Craig at Arkansas, 10/31/26

FIELD GOALS CONT.

4 FG made	4 – Blake Craig vs. Boston College, 9/14/24
5 FG made	5 – Harrison Mevis vs. Georgia, 10/1/22
Game-winning field goal (under 5 mins.)	56 yards (4:36), Blake Craig vs. Iowa, 12/30/24
Game-winning field goal (walk-off)	37 yards, Blake Craig vs. Vanderbilt (OT), 9/21/24

TOUCHDOWN RETURNS (YARDAGE)

Kickoff Return TD	100 – Kris Abrams-Draine vs. Tennessee, 10/2/21
Punt Return TD	68 - DaMarion Fowlkes vs. Troy, 9/19/26
Interception Return TD	28 - Marvin Burks vs. Mississippi State, 11/15/25
Fumble Return TD	0 – Darris Smith at Arkansas, 10/31/26
Blocked Field Goal Return TD	70 – Carlos Posey vs. West Virginia, 12/26/98
Blocked Punt Return TD	41 – Aarion Penton vs. SEMO, 9/5/15

TEAM

Shut out opponent on Faurot Field	38-0 vs. Buffalo, 9/7/24
Shut out opponent on the road	14-0 at Iowa State, 11/20/10
Shut out opponents, back-to-back	51-0 vs. Murray State, 8/29/24; 38-0 vs. Buffalo, 9/7/24
Won in overtime	23-17 (2OT) at Auburn, 10/18/25
Blocked a punt	vs. South Dakota (Caimin Hayes), 8/31/23
Blocked a field goal	at Kentucky (Blaze Alldredge), 9/11/21
Blocked a PAT	vs. UMass (Sterling Webb), 9/27/25
Scored a safety	vs. Arkansas-Pine Bluff, 9/3/26
Scored a 2-point conversion	vs. Florida (Lee pass from Simmons), 10/3/26
Scored 50 points	54-14 - vs. Arkansas Pine-Bluff, 9/3/26
Scored 60 points	61-6 - vs. Central Arkansas, 8/28/25
500 yards of total offense	562 - win vs. Arkansas Pine-Bluff, 9/3/26
600 yards of total offense	606 - win vs. Louisiana, 9/13/25
700 yards of total offense	815 - win vs. Missouri State, 9/2/17
800 yards of total offense	815 - win vs. Missouri State, 9/2/17
500+ yards of total offense (three-consecutive games)	560 - win vs. Central Arkansas, 8/28/25 595 - win vs. Kansas, 9/6/25; 606 - win vs. Louisiana, 9/13/25
Held opponent under 200 yards of total offense	198 - vs. Arkansas Pine-Bluff, 9/3/26
Held opponent under 150 yards of total offense	124 - vs. UMass, 9/27/25
Held opponent under 100 passing yards	4 - win vs. Louisiana, 9/13/25
Held opponent under 50 passing yards	4 - win vs. Louisiana, 9/13/25
Held opponent under 25 passing yards	4 - win vs. Louisiana, 9/13/25
Held opponent to under 10 pass completions	2 - vs. Louisiana, 9/13/25
Held opponent to under 5 pass completions	2 - vs. Louisiana, 9/13/25

OPPONENT RUSHING

30+ attempts	38 – Benny Snell, Kentucky, 10/29/16
200 yards	207 – Chris Rodriguez, Kentucky, 9/11/21
300 yards	304 – Tre Mason, Auburn, 12/7/13
3 TDs	3 - Nate Frazier, Georgia, 11/14/26
4 TDs	5, Kerryon Johnson, Auburn, 9/23/17
Two 100-yard performances (same game)	122 and 101, Kewan Lacy and Makhi Frazier, Ole Miss, 10/17/26

OPPONENT PASSING

40-49 attempts	40 - Spencer Rattler, South Carolina, 10/21/23
50+ attempts	55 – David Blough, Purdue, 9/15/18
30-39 completions	31 – Seth Henigan, Memphis, 9/23/23
40+ completions	44 – Graham Harrell, Texas Tech, 10/20/07
400 yards	430 – Myles Brennan, LSU, 10/10/20
500 yards	572 – David Blough, Purdue, 9/15/18
4 TDs	Austin Aune, North Texas, 10/9/21
5 TDs	LaNorris Sellers, South Carolina, 11/16/24

OPPONENT RECEIVING

10+ receptions	10 – Treylon Burks, Arkansas, 12/5/20
200+ yards	206 – Treylon Burks, Arkansas, 12/5/20
175-199 yards	180 – Aaron Pflugrad, Arizona State, 9/9/11
150-174 yards	163 – Malik Earl, Missouri State, 9/2/17
2 TDs	2 – Sanfrisco Magee, Mississippi State, 9/26/26
3 TDs	3 - Terrace Marshall Jr., LSU, 10/10/20
Two 100-yard perf. (same game)	146 - Hyatt, 111 - McCoy, Tennessee, 11/12/22

OPPONENT TOTAL OFFENSE (RUSHING & PASSING)

500 yards	590 – David Blough, Purdue, 9/15/18
400 yards	405 – Hendon Hooker, Tennessee, 11/12/22
4+ TDs accounted for	3 passing, 1 rushing - Trinidad Chambliss, Ole Miss, 10/17/26

OPPONENT FIELD GOALS

50+ yards	53 - David Olano, Texas A&M, 10/10/26
4 FG made	4 – Mitch Jeter, South Carolina, 10/21/23
3 FG made	3 – Zach Schmit, Oklahoma, 11/9/24

OPPONENT TOUCHDOWN RETURNS (YARDAGE)

Kickoff Return TD	97 – Deebo Samuel, South Carolina, 9/9/17
Punt Return TD	76 – Phillip Brooks, Kansas State, 9/10/22
Interception Return TD	49 – Jaydon Hill, Florida, 10/8/22
Fumble Return TD	32 – Bradley Shaw, Arkansas 11/29/25

OPPONENT TEAM

Shut out Mizzou on Faurot Field	34-0 vs. Georgia, 10/11/14
Shut out Mizzou on road	34-0 at Alabama, 10/26/24
Scored 30-39 points	38, Texas A&M, loss, 11/8/25
Scored 40-49 points	41 at Texas A&M, loss, 10/5/24
Scored 50-59 points	51 at Mississippi State, loss, 12/19/20
Scored 60+ points	66 vs. Tennessee, loss, 11/12/22
Recorded safety	Middle Tennessee, 9/9/23

INDIVIDUAL GAME HIGHS - MISSOURI

CATEGORY	PLAYER
RUSHES	34, Jamal Roberts vs. Texas A&M (10/10/2026)
YARDS RUSHING	222, Jamal Roberts vs. Texas A&M (10./10/2026)
TD RUSHES	3, Jamal Roberts vs. Florida (10/3/26)
LONG RUSH	80, Jamal Roberts vs. Florida (10/3/26)
PASS ATTEMPTS	44, Austin SImmons at Ole Miss (10/17/2026)
PASS COMPLETIONS	25, Austin Simmons at Ole Miss (10/17/2026)
YARDS PASSING	340, Austin Simmons vs. Florida (10/3/26)
TD PASSES	4, Austin Simmons vs. Arkansas-Pine Bluff (9/3)
LONG PASS	72, Austin Simmons vs. Texas (11/7)
RECEPTIONS	11, Cayden Lee at Mississippi State (9/26)
YARDS RECEIVING	156, Cayden Lee at Mississippi State (9/26)
TD RECEPTIONS	2, Donovan Olugbode vs. Arkansas-Pine Bluff (9/3), Cayden Lee at Mississippi State (9/26/2026)
LONG RECEPTION	72, Naeshaun Montgomery (11/7)
PUNTS	7, Brunno Reus vs. Troy (9/19/2026), at Ole Miss (10/17/2026), at Georgia (11/14/26)
PUNTING AVG	50.5, Brunno Reus at Kansas (9/11)
LONG PUNT	66, Brunno Reus at Kansas (9/11)
PUNTS INSIDE 20	5, Brunno Reus vs. Troy (9/19/2026)
LONG PUNT RETURN	68, DaMarion Fowlkes vs. Troy (9/19/2026)
LONG KICKOFF RETURN	33, DaMarion Fowlkes at Mississippi State (9/27/2026)
TACKLES	16, Santana Banner vs. Troy (9/19/2026)
SACKS	1.5, Donta Simpson/Daeden Hopkins at Kansas (9/11), Daeden Hopkins vs. Troy (9/19/2026)
TACKLES FOR LOSS	3.5, Daeden Hopkins at Mississippi State (9/26/2026), Kensley Louidor-Faustin vs. Florida (10/3/26)

INDIVIDUAL GAME HIGHS - OPPONENTS

CATEGORY	PLAYER
RUSHES	25, Fluff Bothwell - Mississippi State (9/26)
YARDS RUSHING	122, Fluff Bothwell - Mississippi State (9/26), Kewan Lacy - Ole Miss (10/17)
TD RUSHES	3, Nate Frazier - Georgia (11/14)
LONG RUSH	29, Dwight Phillips Jr. - Georgia (11/14)
PASS ATTEMPTS	39, Marcel Reed - Texas A&M (10/10)
PASS COMPLETIONS	28, Arch Manning - Texas (11/7)
YARDS PASSING	360, Kamario Taylor - Mississippi State (9/26)
TD PASSES	3, Kamario Taylor - Mississippi State (9/26), Trinidad Chambliss - Ole Miss (10/17), Arch Manning - Texas (11/7)
LONG PASS	76, Goose Crowder - Troy (9/19/2026)
RECEPTIONS	8, Anthony Evans III - Mississippi State (9/26/2026)
YARDS RECEIVING	114, Anthony Evans III - Mississippi State (9/26)
TD RECEPTIONS	2, Sanfrisco Magee - Mississippi State (9/26)
LONG RECEPTION	76, TK Keyes - Troy (9/19/2026)
PUNTS	8, George Wiles-Khoehler - Arkansas-Pine Bluff (9/3), Alec Clark - Florida (10/3)
PUNTING AVG	52.7, Tyler White - Texas A&M (10/10)
LONG PUNT	72, Tyler White - Texas A&M (10/10)
PUNTS INSIDE 20	4, Oscar Bird - Ole Miss (10/17)
LONG PUNT RETURN	30, Sacovie White-Helton - Georgia (11/14)
LONG KICKOFF RETURN	59, Sacovie White-Helton - Georgia (11/14)
TACKLES	14, Justin Powe - Troy (9/19/2026)
SACKS	1.0, Marcus Williams - Mississippi State (9/26), Kamran James,Emmanuel Oyebadejo -Florida (10/3), Will Echols, Luke Ferrelli - Ole Mis (10/17), Colton Vasek - Texas (11/7)
TACKLES FOR LOSS	2.0, Jaray Bledsoe - Mississippi State (9/26)

HIGH/LOW COMPARISON - TEAM

TEAM GAME HIGHS

OPPONENT	CATEGORY	MISSOURI
40 - Troy (9/19), Mississippi State (9/26)	**RUSHES**	45 vs. Arkansas-Pine Bluff (9/3)
257 - Ole Miss (10/17)	**YARDS RUSHING**	247 vs. Texas A&M (10/3)
6.8 - Ole Miss (10/17)	**YARDS PER RUSH**	6.1 vs. Florida (10/3)
5 - Georgia (11/14)	**TD RUSHES**	3 vs. Arkansas-Pine Bluff (9/3), vs. Florida (10/3)
39 - Florida (10/3), Texas A&M (10/10)	**PASS ATTEMPTS**	44 at Ole Miss (10/17) and vs. Texas (11/7)
28 - Texas (11/7)	**PASS COMPLETIONS**	26 vs. Arkansas-Pine Bluff (9/3)
360 - Mississippi State (9/26)	**YARDS PASSING**	357 vs. Arkansas-Pine Bluff (9/3)
11.0 - Georgia (11/14)	**YARDS PER PASS**	11.3 at Ole Miss (10/17)
3 - Mississippi State (9/26), Ole Miss (10/17), Texas (11/7)	**TD PASSES**	4 vs. Arkansas-Pine Bluff (9/3)
78 - Mississippi State (9/26)	**TOTAL PLAYS**	78 vs. Arkansas-Pine Bluff (9/3)
499 - Mississippi State (9/26)	**TOTAL OFFENSE**	562 vs. Arkansas-Pine Bluff (9/3)
7.8 - Georgia (11/14)	**YARDS PER PLAY**	8.5 vs. Florida (10/3)
48 - Georgia (11/14)	**POINTS**	54 vs. Arkansas-Pine Bluff (9/3)
2 - Mississippi State (9/26), Florida (10/3), Ole Miss (10/17)	**SACKS BY**	4 vs. Kansas (9/11), at Mississippi State (9/26)
27- Mississippi State (9/26), Ole Miss (10/17)	**FIRST DOWNS**	33 vs. Arkansas-Pine Bluff (9/3)
11 - Kansas (9/11)	**PENALTIES**	10 vs. Kansas (9/11)
89 - Kansas (9/11)	**PENALTY YARDS**	91 at Mississippi State (9/26)
1 - Texas A&M (10/10), Ole Miss (10/17), Arkansas (10/31)	**INTERCEPTIONS BY**	2 vs. Kansas (9/11), vs. Texas A&M (10/10)
8 - Arkansas Pine-Bluff (9/3), Florida (10/3)	**PUNTS**	7 vs. Troy (9/19), at Ole Miss (10/17), at Georgia (11/14)
53.6 - Texas A&M (10/10)	**PUNTING AVG**	50.5 vs. Kansas (9/11)
72 - Texas A&M (10/10)	**LONG PUNT**	66 vs. Kansas (9/11)
4 - Ole Miss (10/17)	**PUNTS INSIDE 20**	5 vs. Troy (9/19)
30 - Georgia (11/14)	**LONG PUNT RETURN**	68 vs. Troy (9/19)

TEAM GAME LOWS

OPPONENT	CATEGORY	MISSOURI
23- Texas A&M	**RUSHES**	24 vs. Texas (11/7)
29 - Texas A&M (10/10)	**YARDS RUSHING**	39 at Ole Miss (10/17)
1.3 - Texas A&M(10/10)	**YARDS PER RUSH**	1.5 at Ole Miss (10/17)
0 - 4x, last: Texas A&M (10/10)	**TD RUSHES**	0 vs. Troy (9/19), at Ole Miss (10/17), vs. Texas (11/7), at Georgia (11/14)
24 - Arkansas Pine-Bluff (9/3)	**PASS ATTEMPTS**	20 vs. Troy (9/19)
11 - Arkansas Pine-Bluff (9/3)	**PASS COMPLETIONS**	11 vs. Troy (9/19)
109 - Arkansas Pine-Bluff (9/3)	**YARDS PASSING**	108 vs. Troy (9/19)
4.5 - Arkansas Pine-Bluff (9/3)	**YARDS PER PASS**	5.2 vs. Texas A&M 10/10)
0 - Texas A&M (10/10), Arkansas (10/31)	**TD PASSES**	0 at Ole Miss (10/17)
53 - Arkansas Pine-Bluff (9/3)	**TOTAL PLAYS**	49 vs. Troy (9/19)
198 - Arkansas Pine-Bluff (9/3)	**TOTAL OFFENSE**	230 vs. Troy (9/19)
3.5 - Texas A&M (10/10)	**YARDS PER PLAY**	4.7 at Georgia (11/14)
6 - Texas A&M (10/10)	**POINTS**	3 at Ole Miss (10/17)
0 - Kansas (9/11), Troy (9/19), Arkansas (10/31), Georgia (11/14)	**SACKS BY**	0 at Ole Miss (10/17)
10 - Texas A&M (10/10)	**FIRST DOWNS**	13 vs. Troy (9/19)
3 - Georgia (11/14)	**PENALTIES**	1 at Georgia (11/14)
25 - Georgia (11/14)	**PENALTY YARDS**	15 at Georgia (11/14)
0 - 6x, last: Texas (11/7)	**INTERCEPTIONS BY**	0 5x, last: at Georgia (11/14)
2 - Arkansas (10/31)	**PUNTS**	2 vs. Arkansas-Pine Bluff (9/3) and at Arkansas (10/31)
36.0 - Texas (11/7)	**PUNTING AVG**	30.0 at Arkansas (10/31)
44 - Kansas (9/11), Texas (11/7)	**LONG PUNT**	32 at Arkansas (10/31)
0 - Mississippi State (9/26)	**PUNTS INSIDE 20**	0 at Arkansas (10/31)
8 - Texas A&M (10/10)	**LONG PUNT RETURN**	17 vs. Florida (10/3)

SITUATIONAL STATS

	2026	Pct.	Drinkwitz Era	Pct.	All-Time	Pct.	Streak	Since When
Overall	6-4	.600	52-33	.612	728-600-52	.546	L2	all-time
Conference Games	3-4	.429	29-28	.509	390-353-32	.524	L2	all-time
When playing at home	4-1	.800	37-10	.787	431-235-26	.642	L1	all-time
When playing on road	2-2	.500	12-19	.387	247-315-23	.441	W1	all-time
At Neutral Sites	0-0	.000	3-3	.500	50-49-3	.505	L1	all-time
When playing on natural grass	1-3	.250	7-19	.269	520-395-47	.565	L1	all-time
When playing on artificial turf	5-1	.833	45-14	.763	208-205-5	.504	L1	all-time
When playing during the day	2-3	.400	31-25	.554	656-541-51	.546	L3	all-time
When playing at night	4-1	.800	21-8	.724	72-59-1	.549	W1	all-time
When scoring first	2-2	.500	36-14	.720	302-116-11	.717	L1	since 1958
When opponent scores first	4-2	.667	16-19	.457	121-241-2	.335	L1	since 1958
When leading after first quarter	2-1	.667	28-8	.778	259-73-7	.774	L1	since 1958
When trailing after first quarter	2-3	.400	12-22	.353	79-216-1	.269	L2	since 1958
When tied after first quarter	2-0	1.000	12-3	.800	85-68-6	.553	W3	since 1958
When leading at halftime	5-0	1.000	39-4	.907	338-63-5	.839	W5	since 1958
When trailing at halftime	0-3	.000	8-23	.258	54-261-4	.176	L3	since 1958
When tied at halftime	1-1	.500	5-6	.455	31-33-5	.486	L1	since 1958
When leading after three quarters	6-1	.857	31-4	.886	363-36-5	.905	W3	since 1958
When trailing after three quarters	0-2	.000	10-27	.270	42-299-5	.129	L6	since 1958
When tied after three quarters	0-1	.000	1-2	.333	18-22-4	.455	L1	since 1958
In overtime	0-0	.000	3-2	.600	14-7	.667	W2	all-time
When MIZ has more rushing yards	6-0	1.000	43-9	.827	118-25	.825	W6	since 2008
When opponent has more rushing yards	0-4	.000	9-24	.273	19-69	.216	L6	since 2008
When MIZ rushes for 150 or more yards	5-0	1.000	39-9	.813	110-31	.781	W7	since 2008
When MIZ rushes for 200 or more yards	4-0	1.000	32-2	.941	75-14	.843	W6	since 2008
When MIZ holds opponent to < than 150 rushing yards	6-2	.750	42-11	.792	105-34	.755	L1	since 2008
When MIZ holds opponent to < than 100 rushing yards	6-0	1.000	28-2	.933	68-7	.907	W20	since 2008
When MIZ has more passing yards	3-1	.750	36-13	.735	89-36	.712	L1	since 2008
When opponent has more passing yards	3-3	.500	16-20	.444	48-58	.453	L2	since 2008
When MIZ passes for 200 or more yards	3-3	.500	38-20	.655	99-58	.631	L2	since 2008
When MIZ passes for 300 or more yards	2-1	.667	13-4	.765	40-20	.667	L1	since 2008
When MIZ holds opponent to < than 200 passing yards	3-0	1.000	28-11	.718	61-27	.693	W4	since 2008
When MIZ holds opponent to < than 150 passing yards	1-0	1.000	18-6	.750	32-15	.681	W1	since 2008
When MIZ holds opponent to < than 100 passing yards	0-0	000	7-2	.778	15-5	.750	W5	since 2008
When MIZ has more total yards	5-0	1.000	46-6	.885	121-27	.818	W6	since 2008
When opponent has more total yards	1-4	.200	6-27	.182	16-67	.193	L4	since 2008
When MIZ has 300 or more yards	5-3	.625	49-22	.690	127-65	.661	L1	since 2008
When MIZ has 400 or more yards	3-1	.750	35-3	.921	97-27	.782	W1	since 2008
When MIZ has 500 or more yards	2-0	1.000	17-1	.944	48-13	.787	W9	since 2008
When MIZ has 600 or more yards	0-0	000	4-0	1.000	14-4	.778	W5	since 2008
When MIZ has 700 or more yards	0-0		0-0	.000	2-1	.667	W1	since 2008
When MIZ has more first downs	5-0	1.000	43-5	.896	312-112-6	.733	W6	since 1958
When opponent has more first downs	1-4	.200	6-27	.182	92-225-7	.295	L4	since 1958
When first downs are equal	0-0		3-1	.750	19-20-1	.488	L1	since 1958
When MIZ wins turnover battle	4-2	.667	31-5	.861	268-69-4	.791	L1	since 1958
When opponent wins turnover battle	1-0	1.000	9-17	.346	79-212-6	.276	W2	since 1958
When turnovers are equal	1-2	.333	12-11	.521	76-76-4	.500	L2	since 1958
In games decided by one score	0-1	.000	18-12	.600	208-213	.494	L3	all-time
In games decided by three points or less	0-0	.000	9-3	.750	82-79	.509	L1	all-time
Following a loss	3-1	.750	20-9	.690	264-238-21	.525	L1	all-time
When MIZ has more TOP	5-1	.833	39-10	.796				
When opponent has more TOP	1-3	.250	13-23	.361				
When scoring 60 points	0-0	.000	1-0	1.000	54-0	1.000	W54	
When scoring 50 points	1-0	1.000	6-0	1.000	74-0	1.000	W74	
When scoring 40 points	2-0	1.000	16-0	1.000	175-3	.983	W30	



15 SANTANA BANNER S

Senior | Flint, Mich. | Northern Illinois

Year-By-Year

2024

Opponent	Solo	Ast	Total	TFL	SACK	INT	PBU	FF	FR	QBH
Western Illinois[1]	0	2	2	0.0	0.0	0	0	0	0	0
Notre Dame[2]	3	3	6	0.0	0.0	0	0	0	0	0
Buffalo[3]	1	2	3	0.0	0.0	0	0	1	0	0
NC State[4]	2	0	2	1.0	0.0	0	0	0	0	0
Massachusetts[5]	4	4	8	0.0	0.0	0	2	0	0	0
Bowling Green[6]	1	0	1	0.0	0.0	0	0	0	0	0
Toledo[7]	3	1	4	0.0	0.0	0	0	0	0	1
Ball State[8]	4	5	9	0.5	0.0	0	0	0	0	0
Western Michigan[9]	4	4	8	0.0	0.0	1	0	0	0	0
Akron[10]	0	0	0	0.0	0.0	0	0	0	0	0
Miami (OH)[11]	1	2	3	0.0	0.0	0	0	0	0	0
Central Michigan	6	2	8	0.0	0.0	0	1	0	0	0
Fresno State		-DNP-								

2025

Opponent	Solo	Ast	Total	TFL	SACK	INT	PBU	FF	FR	QBH
Central Arkansas	2	3	5	0.0	0.0	0	0	0	0	0
Kansas	2	0	2	0.0	0.0	0	0	0	0	0
Louisiana	0	1	1	0.0	0.0	0	0	0	0	0
South Carolina	0	4	4	0.0	0.0	0	0	0	0	0
Massachusetts	0	1	1	0.0	0.0	1	0	0	0	0
Alabama	2	5	7	0.0	0.0	0	0	0	0	0
Auburn	5	2	7	0.0	0.0	0	0	0	0	0
Vanderbilt[12]	3	0	3	1.0	0.0	0	0	0	0	0
Texas A&M	4	1	5	0.0	0.0	0	0	0	0	0
Mississippi State	4	2	6	0.0	0.0	0	1	0	0	0
Oklahoma	2	4	6	0.0	0.0	0	0	0	0	0
Arkansas	3	1	4	0.0	0.0	0	2	0	0	0
Virginia	3	5	8	0.0	0.0	0	0	0	0	0

2026

Opponent	Solo	Ast	Total	TFL	SACK	INT	PBU	FF	FR	QBH
UAPB[13]	1	1	2	0.0	0.0	0	0	0	0	0
Kansas[14]	4	4	8	0.0	0.0	0	1	0	0	0
Troy[15]	***6***	***10***	***16***	***1.0***	0.0	0	1	0	0	0
Mississippi State[16]	3	6	9	1.0	0.0	0	1	0	0	0
Florida[17]	5	4	9	0.0	0.0	0	0	0	0	0
Texas A&M[18]	2	6	8	0.0	0.0	0	0	1	0	1
Ole Miss[19]	5	2	7	0.0	0.0	0	1	1	1	0
Arkansas[20]	2	7	9	0.0	0.0	0	1	0	1	0
Texas[24]	6	4	10	0.5	0.0	0	1	0	0	0
Georgia[25]	4	2	6	0.0	0.0	0	0	0	0	0
Kentucky										
Oklahoma										

CAREER	G/GS	SOLO	AST	TOT	TFL	SACK	INT	PBU	FF	FR	QBH
2023*	5/0	0	0	0	0.0	0.0	0	0	0	0	0
2024*	12/11	29	25	54	1.5	0.0	1	3	1	0	1
2025	13/1	30	29	59	1.0	0.0	1	3	0	0	0
2026	10/10	38	46	84	2.5	0.0	0	6	2	2	1
TOTAL	**40/22**	**97**	**100**	**197**	**5.0**	**0.0**	**2**	**12**	**3**	**2**	**2**

NOTE: Played the 2023 and 2024 seasons at Northern Illinois
NOTE: Blocked one kick (FG) against Ball State, 2024



14 CJ BASS III S

Sophomore | St. Louis, Mo. | East St. Louis Senior HS

Year-By-Year

2025

Opponent	Solo	Ast	Total	TFL	SACK	INT	PBU	FF	FR	QBH
Central Arkansas	1	3	4	0.0	0.0	0	0	0	0	0
Kansas		-DNP-								
Louisiana	0	0	0	0.0	0.0	0	0	0	0	0
South Carolina		-DNP-								
Massachusetts	0	0	0	0.0	0.0	0	1	0	0	0
Alabama		-DNP-								
Auburn		-DNP-								
Vanderbilt		-DNP-								
Texas A&M		-DNP-								
Mississippi State		-DNP-								
Oklahoma		-DNP-								
Arkansas		-DNP-								
Virginia		-DNP-								

2026

Opponent	Solo	Ast	Total	TFL	SACK	INT	PBU	FF	FR	QBH
UAPB	2	0	2	0.0	0.0	0	1	0	0	0
Kansas	0	0	0	0.0	0.0	0	0	0	0	0
Troy	0	0	0	0.0	0.0	0	0	0	0	0
Mississippi State	0	0	0	0.0	0.0	0	0	0	0	0
Florida	0	1	1	0.0	0.0	0	0	0	0	0
Texas A&M	0	0	0	0.0	0.0	0	0	0	0	0
Ole Miss		-DNP-								
Arkansas	0	0	0	0.0	0.0	0	0	0	0	0
Texas	0	0	0	0.0	0.0	0	0	0	0	0
Georgia		-DNP-								
Kentucky										
Oklahoma										

CAREER	G/GS	SOLO	AST	TOT	TFL	SACK	INT	PBU	FF	FR	QBH
2025	3/0	1	3	4	0.0	0.0	0	1	0	0	0
2026	8/0	2	1	3	0.0	0.0	0	1	0	0	0
TOTAL	**11/0**	**3**	**4**	**7**	**0.0**	**0.0**	**0**	**2**	**0**	**0**	**0**



6 JEREMIAH BEASLEY LB

Junior | Detroit, Mich. | Michigan

Year-By-Year

2024

Opponent	Solo	Ast	Total	TFL	SACK	INT	PBU	FF	FR	QBH
Murray State	1	0	1	0.0	0.0	0	0	0	0	0
Buffalo	1	0	1	0.0	0.0	0	0	0	0	0
Boston College		-DNP-								
Vanderbilt	0	0	0	0.0	0.0	0	0	0	0	0
Texas A&M	0	0	0	0.0	0.0	0	0	0	0	0
Massachusetts	0	1	1	0.0	0.0	0	0	0	0	0
Auburn	0	0	0	0.0	0.0	0	0	0	0	0
Alabama	0	0	0	0.0	0.0	0	0	0	0	0
Oklahoma	0	0	0	0.0	0.0	0	0	0	0	0
South Carolina	1	0	1	0.0	0.0	0	0	0	0	0
Mississippi State	1	1	2	0.0	0.0	0	0	0	0	0
Arkansas	0	1	1	0.0	0.0	0	0	0	0	0
Iowa	1	0	1	0.0	0.0	0	0	0	0	0

2025

Opponent	Solo	Ast	Total	TFL	SACK	INT	PBU	FF	FR	QBH
Central Arkansas	***7***	***0***	***7***	0.0	0.0	0	0	1	0	0
Kansas	1	0	1	0.0	0.0	0	0	0	0	0
Louisiana	0	1	1	0.0	0.0	0	0	0	0	0
South Carolina	0	1	1	0.0	0.0	0	0	0	0	0
Massachusetts	1	1	2	0.0	0.0	0	0	0	0	0
Alabama	0	0	0	0.0	0.0	0	0	0	0	0
Auburn	0	0	0	0.0	0.0	0	0	0	0	0
Vanderbilt	0	0	0	0.0	0.0	0	0	0	0	0
Texas A&M	1	1	2	0.0	0.0	0	0	0	0	0
Mississippi State	1	2	3	0.0	0.0	0	0	0	0	0
Oklahoma	0	0	0	0.0	0.0	0	0	0	0	0
Arkansas	0	0	0	0.0	0.0	0	0	0	0	0
Virginia	1	1	2	0.0	0.0	0	0	0	0	0

2026

Opponent	Solo	Ast	Total	TFL	SACK	INT	PBU	FF	FR	QBH
UAPB	***2***	***5***	***7***	0.0	0.0	0	0	0	0	0
Kansas	1	1	2	0.0	0.0	0	0	0	0	0
Troy	2	2	4	0.0	0.0	0	0	0	0	0
Mississippi State	0	0	0	0.0	0.0	0	0	0	0	0
Florida	2	3	5	0.0	0.0	0	0	0	0	0
Texas A&M	0	3	3	0.0	0.0	0	0	0	0	0
Ole Miss		-DNP-								
Arkansas	2	3	5	0.0	0.0	0	0	0	0	0
Texas	2	3	5	0.5	0.5	0	0	1	0	0
Georgia	2	1	3	0.0	0.0	0	0	0	0	0
Kentucky										
Oklahoma										

CAREER	G/GS	SOLO	AST	TOT	TFL	SACK	INT	PBU	FF	FR	QBH
2024	12/0	5	3	8	0.0	0.0	0	0	0	0	0
2025	13/0	12	7	19	0.0	0.0	0	0	1	0	0
2026	10/0	13	21	34	0.5	0.5	0	0	1	0	0
TOTAL	**35/0**	**30**	**31**	**61**	**0.5**	**0.5**	**0**	**0**	**2**	**0**	**0**

NOTE: Transferred from Michigan after 2024 spring season



12 MALIK BRYANT ED

Senior | Orlando, Fla. | Miami (FL)

Year-By-Year

2023

Opponent	Solo	Ast	Total	TFL	SACK	INT	PBU	FF	FR	QBH
Miami (OH)	0	0	0	0.0	0.0	0	0	0	0	0
Texas A&M		-DNP-								
Bethune Cookman	0	0	0	0.0	0.0	0	0	0	0	0
Temple		-DNP-								
Georgia Tech		-DNP-								
North Carolina		-DNP-								
Clemson		-DNP-								
Virginia	0	0	0	0.0	0.0	0	0	0	0	0
NC State		-DNP-								
Florida State	0	0	0	0.0	0.0	0	0	0	0	0
Louisville		-DNP-								
Boston College		-DNP-								
Rutgers		-DNP-								

2024

Opponent	Solo	Ast	Total	TFL	SACK	INT	PBU	FF	FR	QBH
Florida	1	1	2	0.0	0.0	0	0	0	0	0
Florida A&M	0	3	3	1.5	0.0	0	0	0	0	0
Ball State	3	0	3	***2.0***	***1.0***	0	0	0	0	0
USF	0	1	1	0.0	0.0	0	0	0	0	0
Virginia Tech	***1***	***3***	***4***	1.5	0.5	0	0	0	0	0
Cal	0	0	0	0.0	0.0	0	0	0	0	0
Florida State	0	0	0	0.0	0.0	0	0	0	0	0
Duke	0	1	1	0.0	0.0	0	0	0	0	0
Georgia Tech	0	0	0	0.0	0.0	0	0	0	0	0
Wake Forest	0	2	2	0.0	0.0	0	0	0	0	0
Syracuse	0	0	0	0.0	0.0	0	0	0	0	0
Iowa State	0	1	1	0.0	0.0	0	0	0	0	0

2025

Opponent	Solo	Ast	Total	TFL	SACK	INT	PBU	FF	FR	QBH
Notre Dame	1	0	1	0.0	0.0	0	0	0	0	0
Bethune Cookman	0	1	1	0.0	0.0	0	0	0	0	0
USF		-DNP-								
Florida		-DNP-								
Florida State		-DNP-								
Louisville		-DNP-								
Stanford		-DNP-								
SMU		-DNP-								
Syracuse	0	0	0	0.0	0.0	0	0	0	0	0
NC State		-DNP-								
Virginia Tech		-DNP-								
Pitt		-DNP-								
Texas A&M	0	0	0	0.0	0.0	0	0	0	0	0
Ohio State		-DNP-								
Ole Miss		-DNP-								
Indiana		-DNP-								

2026

Opponent	Solo	Ast	Total	TFL	SACK	INT	PBU	FF	FR	QBH
UAPB	0	1	1	0.0	0.0	0	0	0	0	0
Kansas	0	0	0	0.0	0.0	0	0	0	0	0
Troy		-DNP-								
Mississippi State	1	0	1	0.0	0.0	0	0	0	0	0
Florida	0	0	0	0.0	0.0	0	0	0	0	0
Texas A&M	0	0	0	0.0	0.0	0	0	0	0	0
Ole Miss		-DNP-								
Arkansas	0	0	0	0.0	0.0	0	0	0	0	0
Texas		-DNP-								
Georgia		-DNP-								
Kentucky										
Oklahoma										

CAREER	G/GS	SOLO	AST	TOT	TFL	SACK	INT	PBU	FF	FR	QBH
2023*	4/0	0	0	0	0.0	0.0	0	0	0	0	0
2024*	12/0	5	12	17	5.0	1.5	0	0	0	0	0
2025*	4/0	1	1	2	0.0	0.0	0	0	0	0	0
2026	5/0	1	1	2	0.0	0.0	0	0	0	0	0
TOTAL	**25/0**	**7**	**14**	**21**	**5.0**	**1.5**	**0**	**0**	**0**	**0**	**0**

NOTE: Played 2023, 2024 and 2025 seasons at Miami



19 BLAKE CRAIG K

Senior | Kansas City, Mo. | Liberty North HS

Year-By-Year

2024

Opponent	FG-A	Made	Missed	Blk	PAT-A	Pts
Murray State	3-3	39, 22, 27	-	-	6-6	15
Buffalo	1-3	51	49, 52	-	5-5	8
Boston College	**4-4**	38, 38, ***56***, 31	-	-	1-1	13
Vanderbilt	3-6	23, 54, 37	24, 40, 46	-	3-3	12
Texas A&M	1-1	23	-	-	1-1	4
Massachusetts	1-1	42	-	-	6-6	9
Auburn	2-4	51, 38	49, 55	-	1-1	7
Alabama	0-1	-	59	-	0-0	0
Oklahoma	1-1	25	-	-	3-4	6
South Carolina	3-4	38, 37, 25	49	-	1-1	10
Mississippi State	1-2	35	44	-	4-4	7
Arkansas	2-2	28, 34	-	-	2-2	8
Iowa	2-2	51, ***56***	-	-	3-3	9

2025

Opponent	FG-A	Made	Missed	Blk	PAT-A	Pts
Central Arkansas	2-2	49, 55	-	-	3-3	9
Kansas		-DNP-				
Louisiana		-DNP-				
South Carolina		-DNP-				
Massachusetts		-DNP-				
Alabama		-DNP-				
Auburn		-DNP-				
Vanderbilt		-DNP-				
Texas A&M		-DNP-				
Mississippi State		-DNP-				
Oklahoma		-DNP-				
Arkansas		-DNP-				
Virginia		-DNP-				

2026

Opponent	FG-A	Made	Missed	Blk	PAT-A	Pts
UAPB	1-1	32	-	-	7-7	10
Kansas	1-3	32	-	27, 36	5-5	8
Troy	2-2	35, 36	-	-	3-3	9
Mississippi State	1-2	35	52	-	3-3	6
Florida	3-4	32, 50, 52	50	-	4-4	13
Texas A&M	2-3	50, 51	-	39	3-3	9
Ole Miss	1-2	27	23	-	0-0	3
Arkansas	2-2	31, 53	-	-	4-4	10
Texas	2-4	22, 48	38,46	-	2-2	8
Georgia	0-1	-	29	-	3-3	3
Kentucky						
Oklahoma						

CAREER	G/GS	1-19	20-29	30-39	40-49	50+	TOTAL	LG	BLK	PAT	PTS
2023	3/0	0-0	0-0	0-0	0-0	0-0	0-0	0	0	0-0	0
2024	13/0	0-0	7-8	10-10	1-7	6-9	24-34	56	0	36-37	108
2025	1/0	0-0	0-0	0-0	1-1	1-1	2-2	55	0	3-3	9
2026	10/0	0-0	2-5	7-10	1-2	5-7	15-24	53	3	34-34	65
TOTAL	**27/0**	**0-0**	**9-13**	**17-20**	**3-10**	**12-17**	**41-60**	**56**	**3**	**73-74**	**190**

NOTE: Suffered season-ending injury in 2025 season opener vs. Central Arkansas



24 NICK DeLOACH JR. CB

Senior | Cahokia, Ill. | Cahokia HS

Year-By-Year

2024

Opponent	Solo	Ast	Total	TFL	SACK	INT	PBU	FF	FR	QBH
Murray State	1	0	1	0.0	0.0	0	1	0	0	0
Buffalo	1	0	1	0.0	0.0	0	0	0	0	0
Boston College	0	1	1	0.0	0.0	0	0	0	0	0
Vanderbilt	0	0	0	0.0	0.0	0	0	0	0	0
Texas A&M[1]	1	1	2	0.0	0.0	0	0	0	0	0
Massachusetts[2]	0	0	0	0.0	0.0	0	0	0	0	0
Auburn[3]	0	1	1	0.0	0.0	0	1	0	0	0
Alabama[4]	1	1	2	0.0	0.0	0	1	0	0	0
Oklahoma[5]	3	0	3	0.0	0.0	0	0	0	0	0
South Carolina[6]	***6***	***0***	***6***	1.0	0.0	0	1	0	0	0
Mississippi State[7]	2	1	3	0.0	0.0	0	0	0	0	0
Arkansas	0	0	0	0.0	0.0	0	0	0	0	0
Iowa	2	1	3	0.0	0.0	0	0	0	0	0

2025

Opponent	Solo	Ast	Total	TFL	SACK	INT	PBU	FF	FR	QBH
Central Arkansas	0	0	0	0.0	0.0	0	1	0	0	0
Kansas	0	0	0	0.0	0.0	0	0	0	0	0
Louisiana	2	0	2	0.0	0.0	0	0	0	0	0
South Carolina	0	0	0	0.0	0.0	0	0	0	0	0
Massachusetts	2	0	2	0.0	0.0	0	0	0	0	0
Alabama	0	1	1	0.0	0.0	0	0	0	0	0
Auburn	0	0	0	0.0	0.0	0	0	0	0	0
Vanderbilt	0	1	1	0.0	0.0	0	0	0	0	0
Texas A&M	1	0	1	0.0	0.0	0	0	0	0	0
Mississippi State	0	0	0	0.0	0.0	0	0	0	0	0
Oklahoma	0	0	0	0.0	0.0	0	0	0	0	0
Arkansas	0	0	0	0.0	0.0	0	0	0	0	0
Virginia	1	0	1	0.0	0.0	0	0	0	0	0

2026

Opponent	Solo	Ast	Total	TFL	SACK	INT	PBU	FF	FR	QBH
UAPB	1	1	2	0.0	0.0	0	0	0	0	0
Kansas	0	0	0	0.0	0.0	0	0	0	0	0
Troy	0	0	0	0.0	0.0	0	0	0	0	0
Mississippi State	0	0	0	0.0	0.0	0	0	0	0	0
Florida	1	0	1	0.0	0.0	0	0	0	0	0
Texas A&M	0	1	1	0.0	0.0	0	0	0	0	0
Ole Miss	0	0	0	0.0	0.0	0	0	0	0	0
Arkansas	0	0	0	0.0	0.0	0	0	0	0	0
Texas	0	0	0	0.0	0.0	0	0	0	0	0
Georgia	0	0	0	0.0	0.0	0	0	0	1	0
Kentucky										
Oklahoma										

CAREER	G/GS	SOLO	AST	TOT	TFL	SACK	INT	PBU	FF	FR	QBH
2024	13/7	17	6	23	1.0	0.0	0	4	0	0	0
2025	13/0	6	2	8	0.0	0.0	0	1	0	0	0
2026	10/0	2	2	4	0.0	0.0	0	0	0	1	0
Total	**36/0**	**25**	**10**	**35**	**1.0**	**0.0**	**0**	**5**	**0**	**1**	**0**



22 ELIJAH DOTSON S

Sophomore | Detroit, Mich. | Michigan

Year-By-Year

2025

Opponent	Solo	Ast	Total	TFL	SACK	INT	PBU	FF	FR	QBH
New Mexico	2	0	2	0.0	0.0	0	0	0	0	0
Oklahoma		-DNP-								
Central Michigan	0	0	0	0.0	0.0	1	0	0	0	0
Nebraska	2	2	4	0.0	0.0	0	0	0	0	0
Wisconsin	1	0	1	0.0	0.0	0	0	0	0	0
USC	0	0	0	0.0	0.0	0	0	0	0	0
Washington	0	0	0	0.0	0.0	0	0	0	0	0
Michigan State	2	0	2	0.0	0.0	0	0	0	0	0
Purdue	1	0	1	0.0	0.0	0	0	0	0	0
Northwestern	0	0	0	0.0	0.0	0	0	0	0	0
Maryland	1	0	1	0.0	0.0	0	0	0	0	0
Ohio State	0	0	0	0.0	0.0	0	0	0	0	0
Texas	0	0	0	0.0	0.0	0	0	0	0	1

2026

Opponent	Solo	Ast	Total	TFL	SACK	INT	PBU	FF	FR	QBH
UAPB	3	0	3	***1.0***	0.0	0	0	1	0	0
Kansas	0	3	3	0.0	0.0	0	0	0	0	0
Troy	4	1	5	0.0	0.0	0	0	0	0	0
Mississippi State[1]	3	2	5	0.0	0.0	0	0	0	0	0
Florida[2]	0	2	2	0.0	0.0	0	0	0	0	0
Texas A&M[3]	1	2	3	0.0	0.0	1	0	0	0	0
Ole Miss[4]	6	1	7	0.0	0.0	0	1	0	0	0
Arkansas[5]	1	2	3	0.0	0.0	0	1	0	0	1
Texas[6]	3	2	5	0.0	0.0	0	0	0	0	0
Georgia[7]	***5***	***4***	***9***	***1.0***	0.0	0	0	0	0	0
Kentucky										
Oklahoma										

CAREER	G/GS	SOLO	AST	TOT	TFL	SACK	INT	PBU	FF	FR	QBH
2025*	12/0	9	2	11	0.0	0.0	1	0	0	0	1
2026	10/7	26	19	45	2.0	0.0	1	2	1	0	1
TOTAL	**22/7**	**35**	**21**	**57**	**2.0**	**0.0**	**2**	**2**	**1**	**0**	**2**

NOTE: Played 2025 season at Michigan



92 JASON DOWELL DT

Sophomore | Cahokia, Ill. | Althoff Catholic

Year-By-Year

2025

Opponent	Solo	Ast	Total	TFL	SACK	INT	PBU	FF	FR	QBH
Central Arkansas	0	0	0	0.0	0.0	0	0	0	0	0
Kansas		-DNP-								
Louisiana	0	2	2	0.0	0.0	0	0	0	0	0
South Carolina		-DNP-								
Massachusetts	0	1	1	0.0	0.0	0	0	0	0	0
Alabama		-DNP-								
Auburn		-DNP-								
Vanderbilt		-DNP-								
Texas A&M		-DNP-								
Mississippi State		-DNP-								
Oklahoma		-DNP-								
Arkansas		-DNP-								

2026

Opponent	Solo	Ast	Total	TFL	SACK	INT	PBU	FF	FR	QBH
UAPB	2	0	2	***1.0***	***1.0***	0	0	0	0	0
Kansas	0	0	0	0.0	0.0	0	0	0	0	0
Troy	0	2	2	0.0	0.0	0	0	0	1	0
Mississippi State	***0***	***4***	***4***	0.0	0.0	0	0	0	0	0
Florida	1	0	1	***1.0***	***1.0***	0	0	0	0	0
Texas A&M	1	2	3	0.0	0.0	0	0	0	0	2
Ole Miss	1	1	2	0.0	0.0	0	0	0	0	1
Arkansas	***0***	***4***	***4***	0.0	0.0	0	0	0	0	0
Texas	3	0	3	***1.0***	0.0	0	0	0	0	0
Georgia	0	1	1	0.0	0.0	0	0	0	0	0
Kentucky										
Oklahoma										

CAREER	G/GS	SOLO	AST	TOT	TFL	SACK	INT	PBU	FF	FR	QBH
2025	3/0	0	3	3	0.0	0.0	0	0	0	0	0
2026	10/0	8	14	22	3.0	2.0	0	0	0	1	3
TOTAL	**13/0**	**8**	**17**	**25**	**3.0**	**2.0**	**0**	**0**	**0**	**1**	**3**



24 XAI'SHUN EDWARDS RB

Junior | League City, Texas | Houston Christian

Year-By-Year

2024

Opponent	Rush	Yds	Lg	TD	Rec	Yds	Lg	TD
SMU		-DNP-						
Tarleton State	2	2	1	0	0	0	0	0
Louisiana Christian	0	0	0	0	0	0	0	0
UTSA	4	19	7	0	0	0	0	0
Indiana State		-DNP-						
McNeese		-DNP-						
Southeastern Louisiana		-DNP-						
Stephen F. Austin		-DNP-						
Incarnate Word		-DNP-						
Nicholls		-DNP-						
East Texas A&M		-DNP-						
Northwestern State		-DNP-						

2025

Opponent	Rush	Yds	Lg	TD	Rec	Yds	Lg	TD
Arkansas Baptist	17	175	***60***	***4***	1	19	19	0
Eastern Kentucky	10	25	5	0	0	0	0	0
Nebraska	13	82	45	1	0	0	0	0
Northern Colorado	9	28	12	0	3	30	14	0
UTRGV[1]	23	101	14	1	3	14	14	0
Northwestern State[2]	***30***	***214***	52	2	1	5	5	0
McNeese[3]	18	130	46	0	2	5	7	0
Southeastern Louisiana[4]	13	39	7	1	3	13	17	0
Nicholls[5]	13	60	14	1	2	7	4	0
SFA[6]	15	30	12	0	2	6	4	0
East Texas A&M[7]	21	95	29	2	0	0	0	0
Incarnate Word[8]	12	40	12	0	1	7	7	0

Opponent	KOR	Yds	Lg	TD	PR	Yds	Lg	TD
Arkansas Baptist	0	0	0	0	0	0	0	0
Eastern Kentucky	0	0	0	0	0	0	0	0
Nebraska	0	0	0	0	0	0	0	0
Northern Colorado	0	0	0	0	0	0	0	0
UTRGV	0	0	0	0	0	0	0	0
Northwestern State	0	0	0	0	0	0	0	0
McNeese	0	0	0	0	0	0	0	0
Southeastern Louisiana	***3***	***95***	44	0	0	0	0	0
Nicholls	1	57	***57***	0	0	0	0	0
SFA	2	32	24	0	0	0	0	0
East Texas A&M	2	37	24	0	0	0	0	0
Incarnate Word	2	68	37	0	0	0	0	0

2026

Opponent	Rush	Yds	Lg	TD	Rec	Yds	Lg	TD
UAPB	7	45	11	0	2	14	15	0
Kansas	10	45	10	0	0	0	0	0
Troy	3	0	8	0	0	0	0	0
Mississippi State	6	24	11	0	0	0	0	0
Florida	7	10	4	0	0	0	0	0
Texas A&M	3	0	2	0	0	0	0	0
Ole Miss	3	8	10	0	0	0	0	0
Arkansas		-DNP-						
Texas		-DNP-						
Georgia		-DNP-						
Kentucky								
Oklahoma								

CAREER	G/GS	RUSH	YDS	AVG	TD	LG
2024*	3/0	6	21	3.5	0	7
2025*	12/8	194	1,019	5.3	12	60
2026	7/0	39	132	3.4	1	11
TOTAL	**22/8**	**239**	**1,172**	**4.9**	**13**	**60**

CAREER	G/GS	REC	YDS	AVG	TD	LG
2024*	3/0	0	0	0.0	0	0
2025*	12/8	18	106	5.8	0	19
2026	7/0	2	14	7.0	0	15
TOTAL	**22/8**	**20**	**120**	**6.0**	**0**	**19**

NOTE: Played the 2024 and 2025 seasons at Houston Christian



21 JAHLIL FLORENCE CB

Fifth Year | San Diego, Calif. | Oregon

Year-By-Year

2022

Opponent	Solo	Ast	Total	TFL	SACK	INT	PBU	FF	FR	QBH
Georgia	0	0	0	0.0	0.0	0	0	0	0	0
Eastern Wash.	1	0	1	0.0	0.0	0	0	0	0	0
BYU	0	0	0	0.0	0.0	0	0	0	0	0
Washington State		-DNP-								
Stanford	1	1	2	1.0	0.0	0	0	1	0	0
Arizona	3	1	4	0.0	0.0	***1***	0	0	0	0
UCLA	0	0	0	0.0	0.0	0	0	0	0	0
Cal		-DNP-								
Colorado	1	0	1	0.0	0.0	0	0	0	0	0
Washington		-DNP-								
Utah		-DNP-								
Oregon State		-DNP-								
North Carolina	0	0	0	0.0	0.0	0	0	0	0	0

2023

Opponent	Solo	Ast	Total	TFL	SACK	INT	PBU	FF	FR	QBH
Portland State	0	0	0	0.0	0.0	0	0	0	0	0
Texas Tech[1]	2	0	2	0.0	0.0	0	0	0	0	0
Hawaii[2]	0	1	1	0.0	0.0	0	0	0	0	0
Colorado[3]	0	0	0	0.0	0.0	0	0	0	0	0
Stanford[4]	1	1	2	0.0	0.0	0	1	0	0	0
Washington[5]	3	0	3	0.0	0.0	***1***	0	0	0	0
Washington State	1	0	1	1.0	1.0	0	0	0	0	0
Utah[6]	***8***	***1***	***9***	0.0	0.0	0	0	0	0	0
Cal[7]	2	2	4	0.0	0.0	0	0	0	0	0
Southern Cal[8]	1	0	1	0.0	0.0	0	0	0	0	0
Arizona State[9]	3	1	4	1.0	0.0	0	0	0	0	0
Oregon State		-DNP-								
Washington		-DNP-								
Liberty		-DNP-								

2026

Opponent	Solo	Ast	Total	TFL	SACK	INT	PBU	FF	FR	QBH
UAPB	1	0	1	0.0	0.0	0	0	0	0	0
Kansas	1	0	1	0.0	0.0	***1***	0	0	0	0
Troy	1	1	2	0.0	0.0	0	1	0	0	0
Mississippi State	0	1	1	0.0	0.0	0	***3***	0	0	0
Florida	0	1	1	0.0	0.0	0	0	0	0	0
Texas A&M[10]	2	0	2	0.0	0.0	0	1	0	0	0
Ole Miss[11]	1	0	1	0.0	0.0	0	0	0	0	0
Arkansas[12]	1	0	1	0.0	0.0	0	0	0	1	0
Texas[13]	2	0	2	0.0	0.0	0	0	0	0	0
Georgia[14]	3	0	3	0.0	0.0	0	0	0	0	0
Kentucky										
Oklahoma										

CAREER	G/GS	SOLO	AST	TOT	TFL	SACK	INT	PBU	FF	FR	QBH
2022*	8/0	6	2	8	1.0	0.0	1	0	1	0	0
2023*	11/9	21	6	27	2.0	1.0	1	1	0	0	0
2026	10/5	12	3	15	0.0	0.0	1	5	0	1	0
TOTAL	**29/14**	**39**	**11**	**50**	**3.0**	**1.0**	**3**	**6**	**1**	**1**	**0**

NOTE: Played 2022 and 2023 seasons at Oregon, missed 2024 and 2025 seasons with injury.



21 MALAE FONOTI RB

Junior | Laie, Hawaii | Montana

Year-By-Year

2024

Opponent	Rush	Yds	Lg	TD	Rec	Yds	Lg	TD
Morehead State	***24***	***176***	***24***	1	0	0	0	0
Tennessee State	8	46	11	0	0	0	0	0
South Dakota State	4	12	6	0	3	19	10	0

2025

Opponent	Rush	Yds	Lg	TD	Rec	Yds	Lg	TD
Central Washington		-DNP-						
North Dakota	1	3	3	0	0	0	0	0
Indiana State	10	58	12	1	1	17	17	0
Idaho	0	0	0	0	0	0	0	0
Idaho State		-DNP-						
Cal Poly		-DNP-						
Sacred Heart	6	15	7	0	3	33	18	0
Sacramento State	2	5	4	1	1	6	6	0
Weber State	9	25	7	0	1	21	21	0
Eastern Washington		-DNP-						
Portland State	10	33	11	1	1	2	2	0
Montana State	0	0	0	0	0	0	0	0
South Dakota State	5	21	9	1	0	0	0	0
South Dakota	4	21	6	0	1	9	9	0
Montana State	1	3	3	0	2	9	11	0

2026

Opponent	Rush	Yds	Lg	TD	Rec	Yds	Lg	TD
UAPB	3	18	10	0	0	0	0	0
Kansas		-DNP-						
Troy		-DNP-						
Mississippi State		-DNP-						
Florida		-DNP-						
Texas A&M		-DNP-						
Ole Miss		-DNP-						
Arkansas		-DNP-						
Texas		-DNP-						
Georgia		-DNP-						
Kentucky								
Oklahoma								

CAREER	G/GS	RUSH	YDS	AVG	TD	LG
2024*	3/0	36	234	6.5	1	24
2025*	11/0	48	184	3.8	4	12
2026	1/0	3	18	6.0	0	10
Total	**15/0**	**87**	**436**	**5.0**	**5**	**24**

CAREER	G/GS	REC	YDS	AVG	TD	LG
2024*	3/0	3	19	6.3	0	10
2025*	11/0	10	97	9.7	0	21
2026	1/0	0	0	0.0	0	0
Total	**15/0**	**13**	**116**	**8.9**	**0**	**21**



3 DaMARION FOWLKES WR

Sophomore | Montgomery Village, Md. | Our Lady of Good Counsel

Year-By-Year

2025

Opponent	KOR	Yds	Lg	TD	PR	Yds	Lg	TD
Central Arkansas	0	0	0	0	0	0	0	0
Kansas	0	0	0	0	0	0	0	0
Louisiana	1	22	22	0	1	-1	0	0
South Carolina	1	12	12	0	0	0	0	0
Massachusetts	1	44	44	0	2	30	34	0
Alabama	2	39	21	0	0	0	0	0
Auburn	0	0	0	0	0	0	0	0
Vanderbilt	0	0	0	0	0	0	0	0
Texas A&M	2	69	55	0	0	0	0	0
Mississippi State	0	0	0	0	0	0	0	0
Oklahoma		-DNP-						
Arkansas		-DNP-						
Virginia	3	47	25	0	0	0	0	0

2026

Opponent	Rec	Yds	Lg	TD	Rush	Yds	Lg	TD
UAPB	1	18	18	0	0	0	0	0
Kansas	0	0	0	0	0	0	0	0
Troy	1	17	17	0	0	0	0	0
Mississippi State	0	0	0	0	0	0	0	0
Florida[1]	0	0	0	0	0	0	0	0
Texas A&M	1	6	6	0	1	3	3	0
Ole Miss	0	0	0	0	0	0	0	0
Arkansas	2	0	4	0	3	18	8	0
Texas	3	14	14	0	1	16	16	0
Georgia	2	27	18	0	1	2	2	0
Kentucky								
Oklahoma								

Opponent	KOR	Yds	Lg	TD	PR	Yds	Lg	TD
UAPB	0	0	0	0	2	34	23	0
Kansas	1	18	18	0	0	0	0	0
Troy	2	39	22	0	***2***	***68***	***68***	***1***
Mississippi State	2	***87***	54	0	0	0	0	0
Florida[1]	0	0	0	0	2	16	17	0
Texas A&M	0	0	0	0	2	19	12	0
Ole Miss	1	40	40	0	0	0	0	0
Arkansas	0	0	0	0	0	0	0	0
Texas	2	39	27	0	1	0	0	0
Georgia	4	75	23	0	1	13	13	0
Kentucky								
Oklahoma								

CAREER	G/GS	REC	YDS	AVG	TD	LG
2025	11/0	0	0	0.0	0	0
2026	10/1	10	82	8.2	0	18
Total	**21/1**	**10**	**82**	**8.2**	**0**	**18**

CAREER	G/GS	RUSH	YDS	AVG	TD	LG
2025	11/0	1	5	5.0	0	5
2026	10/1	8	39	4.9	0	16
Total	**21/1**	**9**	**44**	**4.9**	**0**	**16**

CAREER	G/GS	KOR	YDS	AVG	TD	LG
2025	11/0	10	233	23.0	0	55
2026	10/1	12	298	24.8	0	54
Total	**21/1**	**22**	**531**	**24.1**	**0**	**55**

CAREER	G/GS	PR	YDS	AVG	TD	LG
2025	11/0	3	29	9.7	0	34
2026	10/1	10	150	15.0	1	68
Total	**21/1**	**13**	**179**	**13.8**	**1**	**68**



2 CALEB GOODIE SR. WR

Senior | Breaux Bridge, La. | Cincinnati | Colorado State

Year-By-Year

2023

Opponent	Rec	Yds	Lg	TD	Rush	Yds	Lg	TD
Washington State		-DNP-						
Colorado		-DNP-						
Middle Tennessee	0	0	0	0	0	0	0	0
Utah Tech[1]	1	-1	0	0	0	0	0	0
Utah State	0	0	0	0	0	0	0	0
Boise State	0	0	0	0	0	0	0	0
UNLV	0	0	0	0	0	0	0	0
Air Force	0	0	0	0	0	0	0	0
Wyoming	0	0	0	0	0	0	0	0
San Diego State	0	0	0	0	0	0	0	0
Nevada		-DNP-						
Hawaii		-DNP-						

2024

Opponent	Rec	Yds	Lg	TD	Rush	Yds	Lg	TD
Texas	0	0	0	0	0	0	0	0
Northern Colorado	3	52	40	1	1	6	6	0
Colorado	2	24	15	0	0	0	0	0
UTEP[2]	2	14	8	0	1	25	25	0
Oregon State[3]	2	18	17	1	0	0	0	0
San Jose State	0	0	0	0	1	6	6	0
Air Force[4]	3	103	***85***	1	1	4	4	0
New Mexico[5]	3	62	46	1	0	0	0	0
Nevada[6]	2	66	55	0	0	0	0	0
Wyoming[7]	1	37	37	0	1	46	46	0
Fresno State[8]	3	60	33	0	0	0	0	0
Utah State		-DNP-						
Miami (OH)		-DNP-						

2025

Opponent	Rec	Yds	Lg	TD	Rush	Yds	Lg	TD
Nebraska	1	5	5	0	0	0	0	0
Bowling Green	4	49	23	0	0	0	0	0
Northwestern State	3	***106***	55	1	0	0	0	0
Kansas	***5***	91	29	0	0	0	0	0
Iowa State	2	83	82	1	0	0	0	0
UCF	2	20	14	0	0	0	0	0
Oklahoma State	1	5	5	0	0	0	0	0
Baylor	0	0	0	0	0	0	0	0
Utah	2	21	12	0	0	0	0	0
BYU	4	37	19	0	0	0	0	0
TCU	***5***	67	40	0	0	0	0	0
Navy	0	0	0	0	0	0	0	0

2026

Opponent	Rec	Yds	Lg	TD	Rush	Yds	Lg	TD
UAPB	1	5	5	0	0	0	0	0
Kansas	0	0	0	0	0	0	0	0
Troy	0	0	0	0	0	0	0	0
Mississippi State	0	0	0	0	0	0	0	0
Florida	2	67	36	1	0	0	0	0
Texas A&M	0	0	0	0	0	0	0	0
Ole Miss	1	22	22	0	0	0	0	0
Arkansas	0	0	0	0	0	0	0	0
Texas	1	4	4	0	0	0	0	0
Georgia[19]	0	0	0	0	0	0	0	0
Kentucky								
Oklahoma								

CAREER	G/GS	REC	YDS	AVG	TD	LG
2023*	9/1	1	-1	-1.0	0	0
2024*	11/7	21	436	20.8	4	85
2025[1]	12/10	29	484	16.7	2	82
2026	10/1	5	98	19.6	1	36
TOTAL	**42/19**	**56**	**1,017**	**18.2**	**7**	**85**

CAREER	G/GS	RUSH	YDS	AVG	TD	LG
2023*	9/1	0	0	0.0	0	0
2024*	11/7	5	87	17.4	0	46
2025[1]	12/10	0	0	0.0	0	0
2026	10/1	0	0	0.0	0	0
TOTAL	**42/19**	**5**	**87**	**17.4**	**0**	**46**

NOTE: Played the 2023 and 2024 seasons at Colorado State and the 2025 season at Cincinnati



3 MARQUIS GRACIAL DT

Fifth Year | St. Louis, Mo. | St. Charles HS

Year-By-Year

2023

Opponent	Solo	Ast	Total	TFL	SACK	INT	PBU	FF	FR	QBH
South Dakota		-DNP-								
Middle Tennessee		-DNP-								
Kansas State		-DNP-								
Memphis		-DNP-								
Vanderbilt		-DNP-								
LSU		-DNP-								
Kentucky		-DNP-								
South Carolina	0	0	0	0.0	0.0	0	0	0	0	0
Georgia		-DNP-								
Tennessee		-DNP-								
Florida		-DNP-								
Arkansas	0	1	1	0.0	0.0	0	0	0	0	0
Ohio State		-DNP-								

2024

Opponent	Solo	Ast	Total	TFL	SACK	INT	PBU	FF	FR	QBH
Murray State	***1***	***2***	***3***	***1.0***	0.0	0	0	0	0	0
Buffalo	0	2	2	0.0	0.0	0	0	0	0	0
Boston College[1]	0	1	1	0.0	0.0	0	0	0	0	0
Vanderbilt	0	2	2	0.5	0.0	0	0	0	0	0
Texas A&M	0	0	0	0.0	0.0	0	0	0	0	0
Massachusetts	0	0	0	0.0	0.0	0	0	0	0	0
Auburn	0	0	0	0.0	0.0	0	0	0	0	0
Alabama	0	0	0	0.0	0.0	0	0	0	0	0
Oklahoma	0	0	0	0.0	0.0	0	0	0	0	0
South Carolina	0	0	0	0.0	0.0	0	0	0	0	0
Mississippi State	0	1	1	0.0	0.0	0	0	0	0	0
Arkansas	0	0	0	0.0	0.0	0	0	0	0	0
Iowa	0	0	0	0.0	0.0	0	0	0	0	0

2025

Opponent	Solo	Ast	Total	TFL	SACK	INT	PBU	FF	FR	QBH
Central Arkansas[2]	0	0	0	0.0	0.0	0	0	0	0	0
Kansas[3]	1	1	2	0.0	0.0	0	0	1	0	0
Louisiana[4]	0	0	0	0.0	0.0	0	0	0	0	0
South Carolina[5]	0	0	0	0.0	0.0	0	0	0	0	0
Massachusetts	1	0	1	0.0	0.0	0	0	0	0	0
Alabama	***2***	***1***	***3***	0.0	0.0	0	0	0	0	0
Auburn	2	0	2	***1.0***	0.0	0	0	0	0	0
Vanderbilt[8]	0	0	0	0.0	0.0	0	0	0	0	0
Texas A&M	0	2	2	0.5	0.0	0	0	0	0	0
Mississippi State	1	1	2	0.0	0.0	0	1	0	0	0
Oklahoma	0	1	1	0.5	0.0	0	0	0	0	0
Arkansas	0	0	0	0.0	0.0	0	0	0	0	0
Virginia[7]	***1***	***2***	***3***	0.0	0.0	0	0	0	0	0

2026

Opponent	Solo	Ast	Total	TFL	SACK	INT	PBU	FF	FR	QBH
UAPB[9]	0	0	0	0.0	0.0	0	0	0	0	0
Kansas[9]	0	0	0	0.0	0.0	0	0	0	0	0
Troy[10]	1	1	2	1.5	0.0	0	0	0	0	0
Mississippi State[11]	1	1	2	1.0	0.0	0	0	0	0	0
Florida[12]	0	2	2	0.5	0.0	0	0	0	0	0
Texas A&M[13]	0	0	0	0.0	0.0	0	0	0	0	0
Ole Miss[14]	0	1	1	0.0	0.0	0	0	0	0	0
Arkansas[15]	0	0	0	0.0	0.0	0	0	0	0	0
Texas[16]	2	0	2	1.0	0.0	0	0	0	0	0
Georgia[17]	0	0	0	0.0	0.0	0	0	0	0	0
Kentucky										
Oklahoma										

CAREER	G/GS	SOLO	AST	TOT	TFL	SACK	INT	PBU	FF	FR	QBH
2022	1/0	0	1	1	0.0	0.0	0	0	0	0	0
2023	2/0	0	1	1	0.0	0.0	0	0	0	0	0
2024	13/1	1	8	9	1.5	0.0	0	0	0	0	0
2025	13/6	8	8	16	2.0	0.0	0	1	1	0	0
2026	10/10	4	5	9	4.0	0.0	0	0	0	0	0
TOTAL	**39/17**	**13**	**23**	**36**	**7.5**	**0.0**	**0**	**1**	**1**	**0**	**0**

NOTE: Played one game in 2022 against New Mexico State



1 CHRIS GRAVES JR. CB

Fifth Year | Fort Myers, Fla. | Ole Miss | Miami (FL)

Year-By-Year

2023

Opponent	Solo	Ast	Total	TFL	SACK	INT	PBU	FF	FR	QBH
Mercer	0	0	0	0.0	0.0	0	0	0	0	0
Tulane	0	0	0	0.0	0.0	0	0	0	0	0
Georgia Tech	0	1	1	0.0	0.0	0	0	0	0	0
Alabama	0	0	0	0.0	0.0	0	0	0	0	0
LSU	0	0	0	0.0	0.0	0	0	0	0	0
Arkansas	0	0	0	0.0	0.0	0	0	0	0	0
Auburn	1	0	1	0.0	0.0	0	0	0	0	0
Vanderbilt	0	2	2	0.0	0.0	0	0	0	0	0
Texas A&M	3	1	4	0.0	0.0	0	0	1	0	0
Georgia[1]	3	1	4	0.0	0.0	0	0	0	0	0
ULM	1	0	1	0.0	0.0	0	***3***	0	0	0
Mississippi State	0	0	0	0.0	0.0	0	0	0	0	0
Penn State	0	0	0	0.0	0.0	0	0	0	0	0

2024

Opponent	Solo	Ast	Total	TFL	SACK	INT	PBU	FF	FR	QBH
Furman	2	0	2	0.0	0.0	0	0	0	0	0
Middle Tennessee	2	1	3	0.0	0.0	0	0	0	0	0
Wake Forest	0	0	0	0.0	0.0	0	0	0	0	0
Georgia Southern	0	0	0	0.0	0.0	0	0	0	0	0
Kentucky	0	0	0	0.0	0.0	0	0	0	0	0
South Carolina	0	0	0	0.0	0.0	0	0	0	0	0
LSU	1	0	1	0.0	0.0	0	0	0	0	0
Oklahoma	1	0	1	0.0	0.0	0	0	0	0	0
Arkansas	1	0	1	0.0	0.0	0	0	0	0	0
Georgia	3	0	3	0.0	0.0	0	0	0	0	0
Florida	0	0	0	0.0	0.0	0	0	0	0	0
Mississippi State	1	0	1	0.0	0.0	0	0	0	0	0
Duke	1	2	3	0.0	0.0	0	0	0	0	0

2025

Opponent	Solo	Ast	Total	TFL	SACK	INT	PBU	FF	FR	QBH
Georgia State	0	1	1	0.0	0.0	0	0	0	0	0
Kentucky[2]	0	2	2	0.0	0.0	0	0	0	0	0
Arkansas[3]	1	1	2	0.0	0.0	0	0	0	0	0
Tulane[4]	2	2	4	0.0	0.0	0	1	0	0	0
LSU[5]	0	0	0	0.0	0.0	0	0	0	0	0
Washington State	1	0	1	0.0	0.0	0	0	0	0	0
Georgia[6]	2	0	2	0.0	0.0	0	0	0	0	0
Oklahoma[7]	1	1	2	0.0	0.0	0	0	0	0	0
South Carolina[8]	4	0	4	0.0	0.0	0	0	1	0	0
The Citadel	0	0	0	0.0	0.0	0	0	0	0	0
Florida	0	0	0	0.0	0.0	0	0	0	0	0
Mississippi State[9]	2	2	4	0.0	0.0	0	0	0	0	0
Tulane	0	1	1	0.0	0.0	0	0	0	0	0
Georgia	1	1	2	0.5	0.0	0	0	0	0	0
Miami (FL)[10]	***7***	***1***	***8***	0.0	0.0	0	***3***	0	0	0

2026

Opponent	Solo	Ast	Total	TFL	SACK	INT	PBU	FF	FR	QBH
UAPB[11]	0	0	0	0.0	0.0	0	0	0	0	0
Kansas[12]	1	0	1	0.0	0.0	0	1	0	0	0
Troy[13]	2	0	2	0.0	0.0	0	***3***	0	0	0
Mississippi State[14]	2	1	3	0.0	0.0	0	0	0	0	0
Florida[15]	0	1	1	0.0	0.0	0	2	0	0	0
Texas A&M[16]	2	0	2	0.0	0.0	0	2	0	0	0
Ole Miss[17]	4	0	4	0.0	0.0	0	0	0	0	0
Arkansas[18]	1	1	2	0.0	0.0	0	2	0	0	0
Texas[19]	0	2	2	0.0	0.0	0	0	0	0	0
Georgia[20]	5	0	5	0.0	0.0	0	0	0	0	0
Kentucky										
Oklahoma										

CAREER	G/GS	SOLO	AST	TOT	TFL	SACK	INT	PBU	FF	FR	QBH
2023*	13/1	8	5	13	0.0	0.0	0	3	1	0	0
2024*	13/0	12	3	15	0.0	0.0	0	0	0	0	0
2025*	15/9	21	12	33	0.5	0.0	0	4	1	0	0
2026	10/10	17	5	22	0.0	0.0	0	10	0	0	0
TOTAL	**51/20**	**58**	**25**	**83**	**0.5**	**0.0**	**0**	**17**	**1**	**0**	**0**

NOTE: Redshirted the 2022 season at Miami (FL), and played the 2023, 2024 and 2025 seasons at Ole Miss



4 TRAJEN GRECO S

Junior | Buford, Ga. | Mill Creek HS

Year-By-Year

2024

Opponent	Solo	Ast	Total	TFL	SACK	INT	PBU	FF	FR	QBH
Murray State	0	0	0	0.0	0.0	0	0	0	0	0
Buffalo	0	0	0	0.0	0.0	0	0	0	0	0
Boston College	0	0	0	0.0	0.0	0	0	0	0	0
Vanderbilt	0	0	0	0.0	0.0	0	0	0	0	0
Texas A&M	0	0	0	0.0	0.0	0	0	0	0	0
Massachusetts	1	0	1	***1.0***	0.0	0	0	0	0	0
Auburn	0	1	1	0.0	0.0	0	0	0	0	0
Alabama	0	0	0	0.0	0.0	0	0	0	0	0
Oklahoma	0	0	0	0.0	0.0	0	0	0	0	0
South Carolina	0	0	0	0.0	0.0	0	0	0	0	0
Mississippi State	0	0	0	0.0	0.0	0	0	0	0	0
Arkansas	0	0	0	0.0	0.0	0	0	0	0	0
Iowa	0	0	0	0.0	0.0	0	0	0	0	0

2025

Opponent	Solo	Ast	Total	TFL	SACK	INT	PBU	FF	FR	QBH
Central Arkansas	2	2	4	***1.0***	0.0	0	0	0	0	0
Kansas	0	0	0	0.0	0.0	0	0	0	0	0
Louisiana	0	0	0	0.0	0-0	0	0	0	0	0
South Carolina	0	0	0	0.0	0.0	0	0	0	0	0
Massachusetts	0	0	0	0.0	0.0	0	0	0	0	0
Alabama	0	0	0	0.0	0.0	0	0	0	0	0
Auburn	1	0	1	0.0	0.0	0	0	0	0	0
Vanderbilt	0	0	0	0.0	0.0	0	0	0	0	0
Texas A&M	0	0	0	0.0	0.0	0	0	0	0	0
Mississippi State	0	1	1	0.0	0.0	0	0	0	0	0
Oklahoma	0	0	0	0.0	0.0	0	0	0	0	0
Arkansas	0	0	0	0.0	0.0	0	0	0	0	0
Virginia	0	1	1	0.0	0.0	0	0	0	0	0

2026

Opponent	Solo	Ast	Total	TFL	SACK	INT	PBU	FF	FR	QBH
UAPB[1]	0	0	0	0.0	0.0	0	0	0	0	0
Kansas[2]	2	0	2	0.0	0.0	0	0	0	0	0
Troy[3]	1	3	4	0.0	0.0	0	1	0	0	0
Mississippi State	0	4	4	0.0	0.0	***1***	0	0	0	0
Florida	2	0	2	0.0	0.0	0	0	0	0	0
Texas A&M	2	1	3	0.0	0.0	***1***	***1***	0	0	0
Ole Miss	3	1	4	0.0	0.0	0	0	0	0	0
Arkansas	***3***	***5***	***8***	0.0	0.0	***1***	***1***	0	0	0
Texas	0	2	2	0.0	0.0	0	0	0	1	0
Georgia[4]	2	0	2	0.0	0.0	0	0	0	0	0
Kentucky										
Oklahoma										

CAREER	G/GS	SOLO	AST	TOT	TFL	SACK	INT	PBU	FF	FR	QBH
2024	13/0	1	1	2	1.0	0.0	0	0	0	0	0
2025	13/0	3	4	7	1.0	0.0	0	0	0	0	0
2026	10/4	15	16	31	0.0	0.0	3	3	0	1	0
TOTAL	**36/4**	**19**	**21**	**40**	**2.0**	**0.0**	**3**	**3**	**0**	**1**	**0**



34 JACKSON HANCOCK S

Junior | Canton, Ga. | Sequoyah HS

Year-By-Year

2025

Opponent	Solo	Ast	Total	TFL	SACK	INT	PBU	FF	FR	QBH
Central Arkansas	***2***	***1***	***3***	0.0	0.0	0	0	0	0	0
Kansas	0	0	0	0.0	0.0	0	0	0	0	0
Louisiana	0	0	0	0.0	0.0	0	0	0	0	0
South Carolina	0	0	0	0.0	0.0	0	0	0	0	0
Massachusetts	0	0	0	0.0	0.0	0	0	0	0	0
Alabama	0	0	0	0.0	0.0	0	0	0	0	0
Auburn	0	0	0	0.0	0.0	0	0	0	0	0
Vanderbilt	0	0	0	0.0	0.0	0	0	0	0	0
Texas A&M	0	0	0	0.0	0.0	0	0	0	0	0
Mississippi State	0	0	0	0.0	0.0	0	0	0	0	0
Oklahoma	0	0	0	0.0	0.0	0	0	0	0	0
Arkansas	0	0	0	0.0	0.0	0	0	0	0	0
Virginia		-DNP-								

2026

Opponent	Solo	Ast	Total	TFL	SACK	INT	PBU	FF	FR	QBH
UAPB	0	2	2	0.0	0.0	0	0	0	0	0
Kansas		-DNP-								
Troy	0	0	0	0.0	0.0	0	0	0	0	0
Mississippi State	0	0	0	0.0	0.0	0	0	0	0	0
Florida	1	0	1	0.0	0.0	0	0	0	0	0
Texas A&M	0	0	0	0.0	0.0	0	0	0	0	0
Ole Miss	0	0	0	0.0	0.0	0	0	0	0	0
Arkansas	0	0	0	0.0	0.0	0	0	0	0	0
Texas	1	0	1	0.0	0.0	0	0	0	0	0
Georgia	0	0	0	0.0	0.0	0	0	0	0	0
Kentucky										
Oklahoma										

CAREER	G/GS	SOLO	AST	TOT	TFL	SACK	INT	PBU	FF	FR	QBH
2024	1/0	0	0	0	0.0	0.0	0	0	0	0	0
2025	12/0	2	1	3	0.0	0.0	0	0	0	0	0
2026	9/0	2	2	4	0.0	0.0	0	0	0	0	0
TOTAL	**22/0**	**4**	**3**	**7**	**0.0**	**0.0**	**0**	**0**	**0**	**0**	**0**

NOTE: Played in one game vs. Murray State in 2024 and redshirted.



29 AHMAD HARDY RB

Junior | Monticello, Miss. | Louisiana Monroe

Year-By-Year

2024

Opponent	Rush	Yds	Lg	TD	Rec	Yds	Lg	TD
Jackson State[1]	19	103	39	1	0	0	0	0
UAB	14	58	19	1	0	0	0	0
Texas	10	30	8	0	1	7	7	0
Troy	27	106	12	1	0	0	0	0
James Madison[2]	14	82	38	1	0	0	0	0
Southern Mississippi[3]	15	121	34	2	***2***	***53***	***53***	0
South Alabama[4]	20	104	25	0	1	-6	0	0
Marshall[5]	25	206	***80***	1	0	0	0	0
Texas State[6]	20	105	48	2	0	0	0	0
Auburn[7]	15	60	20	1	1	3	3	0
Arkansas State[8]	***30***	204	72	2	2	4	2	0
Louisiana[9]	28	172	28	1	1	11	11	0

2025

Opponent	Rush	Yds	Lg	TD	Rec	Yds	Lg	TD
Central Arkansas	10	100	44	1	0	0	0	0
Kansas[10]	25	112	32	1	1	2	2	0
Louisiana[11]	22	250	71	***3***	0	0	0	0
South Carolina[12]	22	138	38	1	0	0	0	0
Massachusetts[13]	24	130	18	***3***	0	0	0	0
Alabama[14]	12	52	11	0	2	2	1	0
Auburn	24	58	17	2	1	11	11	0
Vanderbilt[15]	20	97	17	0	1	2	5	0
Texas A&M[16]	13	109	45	1	1	5	5	0
Mississippi State[17]	25	***300***	72	***3***	0	0	0	0
Oklahoma[18]	17	57	20	0	0	0	0	0
Arkansas[19]	27	157	53	1	0	0	0	0
Virginia[20]	15	89	43	0	0	0	0	0

2026

Opponent	Rush	Yds	Lg	TD	Rec	Yds	Lg	TD
UAPB		-DNP-						
Kansas		-DNP-						
Troy		-DNP-						
Mississippi State		-DNP-						
Florida		-DNP-						
Texas A&M		-DNP-						
Ole Miss		-DNP-						
Arkansas	2	5	4	0	0	0	0	0
Texas	1	3	3	0	0	0	0	0
Georgia	7	33	13	0	0	0	0	0
Kentucky								
Oklahoma								

CAREER	G/GS	RUSH	YDS	AVG	TD	LG
2024*	12/9	237	1,351	5.9	13	80
2025	13/11	256	1,649	6.4	16	72
2026	3/0	10	41	4.1	0	13
TOTAL	**28/20**	**503**	**3,041**	**6.0**	**29**	**80**

CAREER	G/GS	REC	YDS	AVG	TD	LG
2024*	12/9	8	72	9.0	0	53
2025	13/11	6	22	3.7	0	11
2026	3/0	0	0	0.0	0	0
TOTAL	**28/20**	**14**	**94**	**6.7**	**0**	**53**

NOTE: Played the 2024 season at Louisiana Monroe



86 JORDON HARRIS TE

Senior | Pine Bluff, Ark. | Pine Bluff HS

Year-By-Year

2024

Opponent	Rec	Yds	Lg	TD	Rush	Yds	Lg	TD
Murray State		-DNP-						
Buffalo	1	9	9	0	0	0	0	0
Boston College	0	0	0	0	0	0	0	0
Vanderbilt	0	0	0	0	0	0	0	0
Texas A&M[2]	0	0	0	0	0	0	0	0
Massachusetts[2]	0	0	0	0	0	0	0	0
Auburn	2	20	17	0	0	0	0	0
Alabama	1	5	5	0	0	0	0	0
Oklahoma[4]	0	0	0	0	0	0	0	0
South Carolina	0	0	0	0	0	0	0	0
Mississippi State[5]	0	0	0	0	0	0	0	0
Arkansas[6]	0	0	0	0	0	0	0	0
Iowa[7]	1	14	14	0	0	0	0	0

2025

Opponent	Rec	Yds	Lg	TD	Rush	Yds	Lg	TD
Central Arkansas	1	7	7	0	0	0	0	0
Kansas	0	0	0	0	0	0	0	0
Louisiana	1	20	20	0	0	0	0	0
South Carolina[8]	0	0	0	0	0	0	0	0
Massachusetts		-DNP-						
Alabama[9]	0	0	0	0	0	0	0	0
Auburn	0	0	0	0	0	0	0	0
Vanderbilt	1	8	8	0	0	0	0	0
Texas A&M[10]	0	0	0	0	0	0	0	0
Mississippi State[11]	0	0	0	0	0	0	0	0
Oklahoma[12]	0	0	0	0	0	0	0	0
Arkansas	0	0	0	0	0	0	0	0
Virginia[13]	1	13	13	0	0	0	0	0

2026

Opponent	Rec	Yds	Lg	TD	Rush	Yds	Lg	TD
UAPB	0	0	0	0	0	0	0	0
Kansas	0	0	0	0	0	0	0	0
Troy[14]	0	0	0	0	0	0	0	0
Mississippi State	0	0	0	0	0	0	0	0
Florida	0	0	0	0	0	0	0	0
Texas A&M[15]	0	0	0	0	0	0	0	0
Ole Miss[16]	1	5	5	0	0	0	0	0
Arkansas[17]	0	0	0	0	0	0	0	0
Texas	0	0	0	0	0	0	0	0
Georgia[18]	0	0	0	0	0	0	0	0
Kentucky								
Oklahoma								

CAREER	G/GS	REC	YDS	AVG	TD	LG
2023[8]	12/1	0	0	0.0	0	0
2024[9]	12/6	5	48	9.6	0	17
2025*	12/6	4	48	10.7	0	20
2026	10/5	1	5	5.0	0	5
TOTAL	**46/18**	**10**	**101**	**10.1**	**0**	**20**

NOTE: Did not see action against South Dakota in 2023; started one game against Memphis



57 MARK HENSLEY DT

Senior | Washington, Mo. | Northern Illinois

Year-By-Year

2024

Opponent	Solo	Ast	Total	TFL	SACK	INT	PBU	FF	FR	QBH
Western Illinois	0	2	2	1.0	0.0	0	0	0	0	0
Notre Dame	0	0	0	0.0	0.0	0	0	0	0	0
Buffalo	0	0	0	0.0	0.0	0	0	0	0	0
NC State	0	0	0	0.0	0.0	0	0	0	0	0
Massachusetts	1	0	1	0.0	0.0	0	0	0	0	0
Bowling Green	0	0	0	0.0	0.0	0	0	0	0	0
Toledo	0	1	1	0.0	0.0	0	0	0	0	0
Ball State	0	1	1	0.5	0.0	0	0	0	0	0
Western Michigan	0	0	0	0.0	0.0	0	0	0	0	0
Akron	0	0	0	0.0	0.0	0	0	0	0	0
Miami (OH)	0	0	0	0.0	0.0	0	0	0	0	0
Central Michigan	0	0	0	0.0	0.0	0	0	0	0	0
Fresno State	1	0	1	0.0	0.0	0	0	0	0	0

2025

Opponent	Solo	Ast	Total	TFL	SACK	INT	PBU	FF	FR	QBH
Holy Cross	0	2	2	0.5	0.0	0	0	0	0	0
Maryland	1	0	1	1.0	0.0	0	0	0	0	0
Mississippi State	0	1	1	0.5	0.0	0	0	0	0	0
San Diego State	1	1	2	0.0	0.0	0	0	0	0	0
Miami (OH)	5	0	5	1.0	0.0	0	0	0	0	0
Eastern Michigan	2	1	3	0.5	0.0	0	0	0	0	1
Ohio	0	1	1	0.0	0.0	0	0	0	0	0
Ball State	6	1	7	1.0	1.0	0	0	0	0	0
Toledo	0	1	1	0.0	0.0	0	0	0	0	0
Massachusetts	0	2	2	0.0	0.0	0	0	0	0	0
Western Michigan	2	1	3	0.0	0.0	0	0	0	0	0
Kent State	1	3	4	0.5	0.0	0	0	0	0	0

2026

Opponent	Solo	Ast	Total	TFL	SACK	INT	PBU	FF	FR	QBH
UAPB	0	1	1	0.0	0.0	0	0	0	0	0
Kansas	0	0	0	0.0	0.0	0	0	0	0	0
Troy	0	1	1	0.0	0.0	0	0	0	0	0
Mississippi State	0	0	0	0.0	0.0	0	0	0	0	0
Florida	1	2	3	0.0	0.0	0	0	0	0	0
Texas A&M	0	1	1	0.0	0.0	0	0	0	0	0
Ole Miss	0	0	0	0.0	0.0	0	0	0	0	0
Arkansas	0	0	0	0.0	0.0	0	0	0	0	0
Texas	0	0	0	0.0	0.0	0	0	0	0	0
Georgia	0	0	0	0.0	0.0	0	0	0	0	0
Kentucky										
Oklahoma										

CAREER	G/GS	SOLO	AST	TOT	TFL	SACK	INT	PBU	FF	FR	QBH
2024*	13/0	2	4	6	1.5	0.0	0	0	0	0	0
2025*	12/12	18	14	32	5.0	1.0	0	0	0	0	1
2026	10/0	1	5	6	0.0	0.0	0	0	0	0	0
TOTAL	**35/12**	**21**	**23**	**44**	**6.5**	**1.0**	**0**	**0**	**0**	**0**	**1**

NOTE: Played 2024 and 2025 seasons at Northern Illinois



10 DAEDEN HOPKINS ED

Sophomore | Hermann, Mo. | Hermann HS

Year-By-Year

2025

Opponent	Solo	Ast	Total	TFL	SACK	INT	PBU	FF	FR	QBH
Central Arkansas	0	0	0	0.0	0.0	0	0	0	0	0
Kansas		-DNP-								
Louisiana	0	1	1	0.0	0.0	0	0	0	0	0
South Carolina		-DNP-								
Massachusetts	0	0	0	0.0	0.0	0	0	0	0	1
Alabama		-DNP-								
Auburn		-DNP-								
Vanderbilt		-DNP								
Texas A&M		-DNP-								
Mississippi State	3	3	6	1.0	0.5	0	0	0	0	0
Oklahoma		-DNP-								
Arkansas		-DNP-								
Virginia		-DNP-								

2026

Opponent	Solo	Ast	Total	TFL	SACK	INT	PBU	FF	FR	QBH
UAPB	0	0	0	0.0	0.0	0	0	0	0	1
Kansas	1	3	4	1.5	1.5	0	0	***1***	0	1
Troy	***1***	***6***	***7***	2.0	1.5	0	0	***1***	0	0
Mississippi State[1]	3	1	4	***3.5***	***3.5***	0	0	0	0	0
Florida[2]	0	0	0	0.0	0.0	0	0	0	0	2
Texas A&M[3]	1	1	2	0.5	0.5	0	0	0	0	***3***
Ole Miss	2	0	2	0.0	0.0	0	0	0	0	0
Arkansas	1	0	1	0.0	0.0	0	0	0	0	1
Texas	0	1	1	0.0	0.0	0	0	0	0	***3***
Georgia	0	1	1	0.0	0.0	0	0	0	0	0
Kentucky										
Oklahoma										

CAREER	G/GS	SOLO	AST	TOT	TFL	SACK	INT	PBU	FF	FR	QBH
2025	4/0	3	4	7	1.0	0.5	0	0	0	0	1
2026	10/3	9	14	23	7.5	7.0	0	0	2	0	11
TOTAL	**14/3**	**12**	**18**	**30**	**8.5**	**7.5**	**0**	**0**	**2**	**0**	**12**

NOTE: Redshirted 2025 season



17 BRIAN HUFF LB

Junior | Jonesboro, Ark. | Valley View HS

Year-By-Year

2025

Opponent	Solo	Ast	Total	TFL	SACK	INT	PBU	FF	FR	QBH
Central Arkansas	0	0	0	0.0	0.0	0	0	0	0	0
Kansas	0	1	1	0.0	0.0	0	0	0	0	0
Louisiana	0	0	0	0.0	0.0	0	0	0	0	0
South Carolina	0	0	0	0.0	0.0	0	0	0	0	0
Massachusetts	1	0	1	0.0	0.0	0	0	0	0	0
Alabama	0	0	0	0.0	0.0	0	0	0	0	0
Auburn	1	0	1	0.0	0.0	0	0	0	0	0
Vanderbilt	1	0	1	0.0	0.0	0	0	0	0	0
Texas A&M	0	1	1	0.0	0.0	0	0	0	0	0
Mississippi State	0	0	0	0.0	0.0	0	0	0	0	0
Oklahoma	0	0	0	0.0	0.0	0	0	0	0	0
Arkansas	0	0	0	0.0	0.0	0	0	0	0	0
Virginia	0	0	0	0.0	0.0	0	0	0	0	0

2026

Opponent	Solo	Ast	Total	TFL	SACK	INT	PBU	FF	FR	QBH
UAPB	***2***	***2***	***4***	0.0	0.0	0	0	0	0	0
Kansas	0	0	0	0.0	0.0	0	0	0	0	0
Troy	0	0	1	0.5	0.0	0	0	0	0	0
Mississippi State	0	0	0	0.0	0.0	0	0	0	0	0
Florida	0	1	1	0.0	0.0	0	0	0	0	0
Texas A&M	0	0	0	0.0	0.0	0	0	0	0	0
Ole Miss	0	0	0	0.0	0.0	0	0	0	0	0
Arkansas	0	0	0	0.0	0.0	0	0	0	0	0
Texas	1	0	1	***1.0***	***1.0***	0	0	***1***	0	0
Georgia	0	0	0	0.0	0.0	0	0	0	0	0
Kentucky										
Oklahoma										

CAREER	G/GS	SOLO	AST	TOT	TFL	SACK	INT	PBU	FF	FR	QBH
2024	1/0	0	0	0	0.0	0.0	0	0	0	0	0
2025	13/0	3	2	5	0.0	0.0	0	0	0	0	0
2026	10/0	3	3	6	1.5	1.0	0	0	1	0	0
TOTAL	**24/0**	**6**	**5**	**11**	**1.5**	**1.0**	**0**	**0**	**1**	**0**	**0**

NOTE: Played in one game vs. Murray State in 2024 and redshirted.



89 JUDE JAMES TE

Junior | St. Charles, Mo. | Francis Howell HS

Year-By-Year

2025

Opponent	Rec	Yds	Lg	TD	Rush	Yds	Lg	TD
Central Arkansas	1	40	***40***	***1***	0	0	0	0
Kansas	0	0	0	0	0	0	0	0
Louisiana	0	0	0	0	0	0	0	0
South Carolina	0	0	0	0	0	0	0	0
Massachusetts	1	12	12	0	0	0	0	0
Alabama	0	0	0	0	0	0	0	0
Auburn	0	0	0	0	0	0	0	0
Vanderbilt	4	29	9	***1***	0	0	0	0
Texas A&M	0	0	0	0	0	0	0	0
Mississippi State	0	0	0	0	0	0	0	0
Oklahoma	0	0	0	0	0	0	0	0
Arkansas	0	0	0	0	0	0	0	0
Virginia	0	0	0	0	0	0	0	0

2026

Opponent	Rec	Yds	Lg	TD	Rush	Yds	Lg	TD
UAPB	0	0	0	0	0	0	0	0
Kansas	0	0	0	0	0	0	0	0
Troy	0	0	0	0	0	0	0	0
Mississippi State	0	0	0	0	0	0	0	0
Florida[1]	0	0	0	0	0	0	0	0
Texas A&M	0	0	0	0	0	0	0	0
Ole Miss	***5***	***57***	24	0	0	0	0	0
Arkansas	0	0	0	0	0	0	0	0
Texas	1	4	4	0	0	0	0	0
Georgia	1	9	9	0	0	0	0	0
Kentucky								
Oklahoma								

CAREER	G/GS	REC	YDS	AVG	TD	LG
2024	2/0	0	0	0.0	0	0
2025	13/0	6	81	13.5	2	40
2026	10/0	7	70	10.0	0	24
TOTAL	**25/0**	**13**	**151**	**11.6**	**2**	**40**

NOTE: Played in two games in 2024 vs. Murray State and at UMass and redshirted.



52 DeMARCUS JOHNSON ED

Junior | Roseland, La. | Hutchinson (Kan.) CC

Year-By-Year

2024

Opponent	Solo	Ast	Total	TFL	SACK	INT	PBU	FF	FR	QBH
New Mexico Military	1	2	3	0.5	0.0	0	0	0	0	0
Iowa Western CC		-DNP-								
Iowa Central CC	4	0	4	1.0	1.0	0	0	0	0	0
Ellsworth CC	3	3	6	4.0	1.0	0	0	0	0	0
Dodge City CC	2	0	2	1.0	1.0	0	0	1	0	0
Independence CC	2	1	3	1.5	1.0	0	0	0	1	0
Coffeyville CC	1	1	2	0.0	0.0	0	0	0	1	0
Butler CC	1	1	2	0.5	0.0	0	0	0	0	0
Highland CC		-DNP-								
Garden City CC	3	0	3	0.0	0.0	0	1	0	0	0
Georgia Military	0	1	1	0.0	0.0	0	1	0	0	0
Iowa Western CC	2	0	2	0.0	0.0	0	0	0	0	0

2026

Opponent	Solo	Ast	Total	TFL	SACK	INT	PBU	FF	FR	QBH
UAPB	0	0	0	0.0	0.0	0	0	0	0	0
Kansas		-DNP-								
Troy	0	0	0	0.0	0.0	0	0	0	0	0
Mississippi State	1	0	1	0.0	0.0	0	0	0	0	1
Florida	0	0	0	0.0	0.0	0	0	0	0	0
Texas A&M	0	0	0	0.0	0.0	0	0	0	0	0
Ole Miss	0	0	0	0.0	0.0	0	0	0	0	0
Arkansas	0	0	0	0.0	0.0	0	0	0	0	0
Texas	0	0	0	0.0	0.0	0	0	0	0	0
Georgia	0	0	0	0.0	0.0	0	0	0	0	0
Kentucky										
Oklahoma										

CAREER	G/GS	SOLO	AST	TOT	TFL	SACK	INT	PBU	FF	FR	QBH
2024[2]	10/0	19	10	29	8.5	4.0	0	2	1	2	0
2025[3]	1/0	0	0	0	0.0	0.0	0	0	0	0	0
2026	9/0	1	0	1	0.0	0.0	0	0	0	0	1
TOTAL	**20/0**	**20**	**10**	**30**	**8.5**	**4.0**	**0**	**2**	**1**	**2**	**1**

NOTE: Played 2024 and 2025 seasons at Hutchinson CC, only playing one game in 2025.



13 JADEN JONES — ED

Graduate | Montgomery, Ala. | Florida State | Hutchinson (Kan.) CC

Year-By-Year

2022

Opponent	Solo	Ast	Total	TFL	SACK	INT	PBU	FF	FR	QBH
Navarro College	0	1	1	0.0	0.0	0	0	0	0	0
Ellsworth CC	0	1	1	0.0	0.0	0	0	0	0	0
Iowa Central CC		-DNP-								
Coffeyville CC		-DNP-								
Butler CC		-DNP-								
Dodge City CC		-DNP-								
Garden City CC		-DNP-								
Highland CC		-DNP-								
Independence CC		-DNP-								
Iowa Western CC		-DNP-								
Coffeyville CC		-DNP-								
Iowa Western CC		-DNP-								

2023

Opponent	Solo	Ast	Total	TFL	SACK	INT	PBU	FF	FR	QBH
Southern Miss	0	2	2	0.0	0.0	0	0	0	0	1
Syracuse	0	0	0	0.0	0.0	0	0	0	0	0
Wake Forest	0	0	0	0.0	0.0	0	0	0	0	0
North Alabama	0	0	0	0.0	0.0	0	0	0	0	0
Georgia	0	0	0	0.0	0.0	0	0	0	0	0

2025

Opponent	Solo	Ast	Total	TFL	SACK	INT	PBU	FF	FR	QBH
Alabama	0	0	0	0.0	0.0	0	1	0	0	0
East Texas A&M	0	0	0	0.0	0.0	0	0	0	0	0
Kent State	0	1	1	0.0	0.0	0	0	0	0	0
Virginia	0	2	2	0.0	0.0	0	0	0	0	0
Miami FL	0	0	0	0.0	0.0	0	0	0	0	0
Pitt	0	0	0	0.0	0.0	0	0	0	0	0
Stanford	0	0	0	0.0	0.0	0	0	0	0	0
Wake Forest[1]	***2***	***1***	***3***	***1.0***	0.0	0	0	0	0	1
Clemson[2]	0	0	0	0.0	0.0	0	0	0	0	1
Virginia Tech[3]	0	0	0	0.0	0.0	0	0	0	0	0
NC State	0	1	1	0.0	0.0	0	0	0	0	0
Florida	0	0	0	0.0	0.0	0	0	0	0	0

2026

Opponent	Solo	Ast	Total	TFL	SACK	INT	PBU	FF	FR	QBH
UAPB	0	1	1	0.0	0.0	0	0	0	0	0
Kansas	0	0	0	0.0	0.0	0	0	0	0	0
Troy	2	0	2	0.0	0.0	0	0	0	0	0
Mississippi State	0	1	1	0.0	0.0	0	0	0	0	0
Florida	0	0	0	0.0	0.0	0	0	0	0	0
Texas A&M	0	0	0	0.0	0.0	0	0	0	0	0
Ole Miss	0	0	0	0.0	0.0	0	0	0	0	0
Arkansas	0	0	0	0.0	0.0	0	0	0	0	0
Texas		-DNP-								
Georgia	0	0	0	0.0	0.0	0	0	0	0	0
Kentucky										
Oklahoma										

CAREER	G/GS	SOLO	AST	TOT	TFL	SACK	INT	PBU	FF	FR	QBH
2022[4]	2/0	0	2	2	0.0	0.0	0	0	0	0	0
2023[1]	5/0	0	2	2	0.0	0.0	0	0	0	0	1
2025[1]	12/3	2	5	7	1.0	0.0	0	1	0	0	2
2026	9/0	2	2	4	0.0	0.0	0	0	0	0	0
TOTAL	**28/3**	**4**	**11**	**15**	**1.0**	**0.0**	**0**	**1**	**0**	**0**	**3**

NOTE: Played 2022 season at Hutchinson CC, played 2023 and 2025 seasons at Florida State while missing 2024 season.



20 CAMERON KEYS — CB

Junior | Panama City, Fla. | A. Crawford Mosely HS

Year-By-Year

2025

Opponent	Solo	Ast	Total	TFL	SACK	INT	PBU	FF	FR	QBH
Central Arkansas	0	1	1	0.0	0.0	0	0	0	1	0
Kansas	0	0	0	0.0	0.0	0	0	0	0	0
Louisiana	0	0	0	0.0	0.0	0	0	0	0	0
South Carolina	0	0	0	0.0	0.0	0	0	0	0	0
Massachusetts	0	0	0	0.0	0.0	0	1	0	0	0
Alabama	0	0	0	0.0	0.0	0	0	0	0	0
Auburn	0	0	0	0.0	0.0	0	0	0	0	0
Vanderbilt	0	0	0	0.0	0.0	0	0	0	0	0
Texas A&M	0	1	1	0.0	0.0	0	0	0	0	0
Mississippi State	0	0	0	0.0	0.0	0	0	0	0	0
Oklahoma	0	0	0	0.0	0.0	0	0	0	0	0
Arkansas	0	0	0	0.0	0.0	0	0	0	0	0
Virginia	0	0	0	0.0	0.0	0	0	0	0	0

2026

Opponent	Solo	Ast	Total	TFL	SACK	INT	PBU	FF	FR	QBH
UAPB	1	0	1	0.0	0.0	0	0	0	0	0
Kansas	0	0	0	0.0	0.0	0	0	0	0	0
Troy	0	0	0	0.0	0.0	0	0	0	0	0
Mississippi State	0	1	1	0.0	0.0	0	0	0	0	0
Florida	0	2	2	0.0	0.0	0	0	0	0	0
Texas A&M	0	0	0	0.0	0.0	0	0	0	0	0
Ole Miss	0	0	0	0.0	0.0	0	0	0	0	0
Arkansas	0	0	0	0.0	0.0	0	0	0	0	0
Texas	0	0	0	0.0	0.0	0	0	0	1	0
Georgia	1	0	1	0.0	0.0	0	0	0	0	0
Kentucky										
Oklahoma										

CAREER	G/GS	SOLO	AST	TOT	TFL	SACK	INT	PBU	FF	FR	QBH
2024	1/0	0	0	0	0.0	0.0	0	0	0	0	0
2025	13/0	0	2	2	0.0	0.0	0	1	0	0	0
2026	9/0	2	3	5	0.0	0.0	0	0	0	1	0
TOTAL	**23/0**	**2**	**5**	**7**	**0.0**	**0.0**	**0**	**1**	**0**	**1**	**0**

NOTE: Played in one game vs. Murray State in 2024 and redshirted.



11 LANGDEN KITCHEN ED

Senior | Huntsville, Mo. | Northwest Missouri State

Year-By-Year

2023

Opponent	Solo	Ast	Total	TFL	SACK	INT	PBU	FF	FR	QBH
Missouri Southern State		-DNP-								
Emporia State	2	2	4	0.0	0.0	0	0	0	0	0
Fort Hays State	0	0	0	0.0	0.0	0	0	0	0	0
Lincoln (Mo.)	1	0	1	0.0	0.0	0	0	0	0	0
Central Missouri	0	1	1	0.0	0.0	0	1	0	0	0
Central Oklahoma	1	0	1	1.0	0.0	0	0	0	0	0
Missouri Western	0	0	0	0.0	0.0	0	0	0	0	0
Pittsburg State	0	0	0	0.0	0.0	0	0	0	0	0
Washburn		-DNP-								
Northeastern State	2	0	2	1.0	0.0	0	0	0	0	0
Nebraska-Kearney		-DNP-								

2024

Opponent	Solo	Ast	Total	TFL	SACK	INT	PBU	FF	FR	QBH
Minnesota State	2	0	2	0.0	0.0	0	0	0	0	0
Nebraska-Kearney	2	1	3	1.0	1.0	0	1	0	0	0
Fort Hays State	0	0	0	0.0	0.0	0	0	0	0	0
Missouri Southern State	0	0	0	0.0	0.0	0	0	0	0	1
Emporia State	1	1	2	1.5	0.5	0	0	0	0	0
Washburn[1]	0	0	0	0.0	0.0	0	1	0	0	0
Central Oklahoma	4	0	4	***3.0***	1.0	0	0	0	0	0
Central Missouri[2]	1	0	1	1.0	1.0	0	0	1	0	0
Northeastern State[3]	1	0	1	1.0	1.0	0	0	0	0	0
Missouri Western	2	1	3	1.0	1.0	0	1	1	1	0
Pittsburg State	***3***	***2***	***5***	0.0	0.0	0	0	0	0	0

2025

Opponent	Solo	Ast	Total	TFL	SACK	INT	PBU	FF	FR	QBH
Central Arkansas	0	0	0	0.0	0.0	0	0	0	0	0
Kansas	0	0	0	0.0	0.0	0	0	0	0	0
Louisiana	0	0	0	0.0	0.0	0	0	0	0	0
South Carolina	0	0	0	0.0	0.0	0	0	0	0	0
Massachusetts	0	1	1	0.0	0.0	0	0	0	0	0
Alabama	1	1	2	0.5	0.0	0	0	0	0	2
Auburn	3	0	3	0.0	0.0	0	0	0	0	1
Vanderbilt	0	2	2	0.0	0.0	0	0	0	0	0
Texas A&M	1	0	1	0.0	0.0	0	0	0	0	0
Mississippi State		-DNP-								
Oklahoma	0	0	0	0.0	0.0	0	0	0	0	0
Arkansas	0	0	0	0.0	0.0	0	0	0	0	0
Virginia	2	2	4	0.0	0.0	0	0	0	0	1

2026

Opponent	Solo	Ast	Total	TFL	SACK	INT	PBU	FF	FR	QBH
UAPB[4]	1	0	1	1.0	0.0	0	0	0	0	0
Kansas[5]	2	0	2	0.0	0.0	0	0	0	0	0
Troy[6]	1	2	3	2.0	1.0	0	1	1	0	1
Mississippi State[7]	2	0	2	0.0	0.0	0	0	0	0	0
Florida		-DNP-								
Texas A&M	0	1	1	0.0	0.0	0	0	0	0	3
Ole Miss[8]	0	1	1	0.0	0.0	0	0	0	0	0
Arkansas[9]	1	4	5	0.0	0.0	0	0	0	0	0
Texas[10]	1	1	2	0.0	0.0	0	0	0	0	0
Georgia		-DNP-								
Kentucky										
Oklahoma										

CAREER	G/GS	SOLO	AST	TOT	TFL	SACK	INT	PBU	FF	FR	QBH
2023*	8/0	6	3	9	2.0	0.0	0	1	0	0	0
2024*	11/3	16	5	21	8.5	5.5	0	3	2	1	1
2025	12/0	7	6	13	0.5	0.0	0	0	0	0	4
2026	8/7	8	9	17	3.0	1.0	0	1	1	0	4
TOTAL	**39/10**	**37**	**24**	**61**	**14.0**	**7.0**	**0**	**5**	**3**	**1**	**9**

NOTE: Played the 2023 and 2024 seasons at Northwest Missouri State
NOTE: Blocked one kick (FG) against Minnesota State and Emporia State, 2024



17 KENRIC LANIER II WR

Senior | Decatur, Ga. | Minnesota

Year-By-Year

2024

Opponent	Rec	Yds	Lg	TD	Rush	Yds	Lg	TD
North Carolina	0	0	0	0	0	0	0	0
Rhode Island	1	17	17	0	0	0	0	0
Nevada	0	0	0	0	0	0	0	0
Iowa		-DNP-						
Michigan	0	0	0	0	0	0	0	0
USC		-DNP-						
UCLA	0	0	0	0	0	0	0	0
Maryland	0	0	0	0	0	0	0	0
Illinois		-DNP-						
Rutgers	0	0	0	0	0	0	0	0
Penn State	0	0	0	0	0	0	0	0
Wisconsin		-DNP-						
Virginia Tech	0	0	0	0	0	0	0	0

2025

Opponent	Rec	Yds	Lg	TD	Rush	Yds	Lg	TD
Buffalo	0	0	0	0	0	0	0	0
Northwestern State	***2***	***59***	***52***	0	0	0	0	0
Cal	0	0	0	0	0	0	0	0
Rutgers[1]	0	0	0	0	0	0	0	0
Ohio State	0	0	0	0	0	0	0	0
Purdue	0	0	0	0	0	0	0	0
Nebraska[2]	0	0	0	0	0	0	0	0
Iowa	1	20	20	0	0	0	0	0
Michigan State		-DNP-						
Oregon		-DNP-						
Northwestern	0	0	0	0	0	0	0	0
Wisconsin	0	0	0	0	0	0	0	0
New Mexico		-DNP-						

2026

Opponent	Rec	Yds	Lg	TD	Rush	Yds	Lg	TD
UAPB	0	0	0	0	0	0	0	0
Kansas	0	0	0	0	0	0	0	0
Troy	0	0	0	0	0	0	0	0
Mississippi State	0	0	0	0	0	0	0	0
Florida	1	13	13	0	0	0	0	0
Texas A&M	1	16	16	0	0	0	0	0
Ole Miss	0	0	0	0	0	0	0	0
Arkansas	0	0	0	0	0	0	0	0
Texas	0	0	0	0	0	0	0	0
Georgia	1	2	2	***1***	0	0	0	0
Kentucky								
Oklahoma								

CAREER	G/GS	REC	YDS	AVG	TD	LG
2024*	9/0	1	17	17.0	0	17
2025*	10/2	3	79	26.3	0	52
2026	10/0	3	31	10.3	1	16
TOTAL	**29/2**	**8**	**127**	**15.9**	**1**	**52**

NOTE: Played 2024 and 2025 seasons at Minnesota



2 SIONE LAULEA CB

Fifth Year | Mountain View, Calif. | Oregon | College of San Mateo

Year-By-Year

2022

Opponent	Solo	Ast	Total	TFL	SACK	INT	PBU	FF	FR	QBH
Sierra	2	1	3	0.0	0.0	0	0	0	0	0
Sequoias	3	0	3	0.0	0.0	0	0	0	0	0
American River	2	0	2	0.0	0.0	0	0	0	0	0
Butte	0	1	1	0.0	0.0	0	1	0	0	0
Laney	0	0	0	0.0	0.0	***1***	0	0	0	0
San Joaquin Delta	1	0	1	0.0	0.0	0	1	0	0	0
San Francisco	3	0	3	0.0	0.0	0	0	0	0	0
Modesto	0	0	0	0.0	0.0	0	1	0	0	0
American River	1	0	1	0.0	0.0	0	0	0	0	0
Riverside	1	0	1	0.0	0.0	0	0	0	0	0

2023

Opponent	Solo	Ast	Total	TFL	SACK	INT	PBU	FF	FR	QBH
Sierra	1	0	1	0.0	0.0	0	0	0	0	0
Sequoias	3	1	4	1.0	0.0	0	0	0	0	0
Modesto	3	1	4	1.0	0.0	0	0	0	0	0
American River	2	2	4	1.0	0.0	0	0	0	0	0
Butte	1	2	3	0.5	0.0	0	0	0	0	0
Chabot	1	1	2	1.0	0.0	0	0	0	0	0
San Joaquin Delta	2	0	2	1.0	1.0	0	0	0	0	0
San Francisco	2	2	3	0.5	0.0	0	0	0	0	0
American River	1	0	1	0.0	0.0	0	0	0	0	0
Riverside	2	0	2	0.0	0.0	0	0	0	0	0

2024

Opponent	Solo	Ast	Total	TFL	SACK	INT	PBU	FF	FR	QBH
Idaho		-DNP-								
Boise State	0	0	0	0.0	0.0	0	0	0	0	0
Oregon State	1	0	1	0.0	0.0	0	0	0	0	0
UCLA		-DNP-								
Michigan State		-DNP-								
Ohio State		-DNP-								
Purdue		-DNP-								
Illinois	0	1	1	0.0	0.0	1	1	0	0	0
Michigan		-DNP-								
Maryland		-DNP-								
Wisconsin		-DNP-								
Washington	0	1	1	0.0	0.0	0	0	0	0	0
Penn State		-DNP-								
Ohio State		-DNP-								

2025

Opponent	Solo	Ast	Total	TFL	SACK	INT	PBU	FF	FR	QBH
Montana State	2	0	2	0.0	0.0	0	0	0	0	0
Oklahoma State	0	1	1	0.0	0.0	0	1	0	0	0
Northwestern		-DNP-								
Oregon State	1	0	1	0.0	0.0	0	0	0	0	0
Penn State	1	1	2	0.0	0.0	0	0	0	0	0
Indiana	0	1	1	0.0	0.0	0	0	0	0	0
Rutgers	0	0	0	0.0	0.0	0	0	0	0	0
Wisconsin		-DNP-								
Iowa		-DNP-								
Minnesota		-DNP-								
USC		-DNP-								
Washington		-DNP-								
James Madison		-DNP-								
Texas Tech		-DNP-								
Indiana		-DNP-								

2026

Opponent	Solo	Ast	Total	TFL	SACK	INT	PBU	FF	FR	QBH
UAPB[1]	1	0	1	0.0	0.0	0	0	0	0	0
Kansas[2]	3	1	4	0.0	0.0	0	***3***	0	0	0
Troy[3]	1	3	4	0.5	0.0	***1***	1	0	0	0
Mississippi State[4]	***1***	***7***	***8***	0.0	0.0	0	0	0	0	0
Florida[5]	2	3	5	0.5	0.0	0	1	0	0	0
Texas A&M	2	1	3	0.0	0.0	0	0	0	0	0
Ole Miss	1	3	4	0.0	0.0	0	1	0	0	0
Arkansas	3	0	3	0.0	0.0	0	1	0	0	0
Texas	1	2	3	0.0	0.0	0	2	0	0	0
Georgia	3	0	3	0.0	0.0	0	0	0	0	0
Kentucky										
Oklahoma										

CAREER	G/GS	SOLO	AST	TOT	TFL	SACK	INT	PBU	FF	FR	QBH
2022*	10/0	13	2	15	0.0	0.0	1	3	0	0	0
2023*	10/0	18	9	27	6.0	1.0	0	0	0	0	0
2024†	4/0	1	2	3	0.0	0.0	1	1	0	0	0
2025†	6/0	4	3	7	0.0	0.0	0	2	0	0	0
2026	10/5	18	20	38	1.0	0.0	1	9	0	0	0
TOTAL	**40/5**	**54**	**36**	**90**	**7.0**	**1.0**	**3**	**15**	**0**	**0**	**0**

NOTE: Played the 2022 and 2023 seasons at College of San Mateo and the 2024 and 2025 seasons at Oregon, redshirting the 2024 season



19 CAYDEN LEE WR

Senior | Kennesaw, Ga. | Ole Miss

Year-By-Year

2023

Opponent	Rec	Yds	Lg	TD	Rush	Yds	Lg	TD
Mercer	1	34	34	1	0	0	0	0
Tulane		-DNP-						
Georgia Tech	0	0	0	0	0	0	0	0
Alabama	0	0	0	0	0	0	0	0
LSU	0	0	0	0	0	0	0	0
Arkansas		-DNP-						
Auburn	0	0	0	0	0	0	0	0
Vanderbilt	0	0	0	0	0	0	0	0
Texas A&M		-DNP-						
Georgia	0	0	0	0	0	0	0	0
UL Monroe	1	51	51	1	0	0	0	0
Mississippi State	0	0	0	0	0	0	0	0
Penn State[1]	3	29	12	0	0	0	0	0

2024

Opponent	Rec	Yds	Lg	TD	Rush	Yds	Lg	TD
Furman[2]	4	78	35	1	0	0	0	0
Middle Tennessee[3]	4	64	25	0	0	0	0	0
Wake Forest[4]	5	83	26	0	2	18	13	0
Georgia Southern[5]	1	31	31	0	0	0	0	0
Kentucky[6]	2	19	15	0	0	0	0	0
South Carolina	2	22	20	0	0	0	0	0
LSU[7]	9	132	33	0	0	0	0	0
Oklahoma[8]	4	59	28	0	0	0	0	0
Arkansas[9]	5	127	58	0	0	0	0	0
Georgia[10]	4	81	26	0	0	0	0	0
Florida[11]	6	94	23	1	0	0	0	0
Mississippi State[12]	3	27	12	0	0	0	0	0
Duke[13]	8	57	13	0	0	0	0	0

2025

Opponent	Rec	Yds	Lg	TD	Rush	Yds	Lg	TD
Georgia State[14]	2	13	9	0	0	0	0	0
Kentucky[15]	1	8	8	0	0	0	0	0
Arkansas[16]	3	75	62	0	0	0	0	0
Tulane[17]	2	60	47	0	0	0	0	0
LSU[18]	4	70	32	1	0	0	0	0
Washington State[19]	3	56	35	1	0	0	0	0
Georgia[20]	1	7	7	0	0	0	0	0
Oklahoma[21]	3	60	31	0	0	0	0	0
South Carolina[22]	1	10	10	0	0	0	0	0
The Citadel[23]	2	53	31	1	0	0	0	0
Florida[24]	4	48	19	0	0	0	0	0
Mississippi State[25]	7	77	21	0	0	0	0	0
Tulane[26]	2	12	8	0	0	0	0	0
Georgia[27]	4	19	12	0	0	0	0	0
Miami FL[28]	5	67	23	0	0	0	0	0

2026

Opponent	Rec	Yds	Lg	TD	Rush	Yds	Lg	TD
UAPB[29]	5	89	47	1	0	0	0	0
Kansas[30]	6	120	27	1	0	0	0	0
Troy[31]	5	47	23	0	0	0	0	0
Mississippi State[32]	***11***	***156***	37	***2***	0	0	0	0
Florida	8	110	29	0	0	0	0	0
Texas A&M[33]	7	94	32	1	0	0	0	0
Ole Miss[34]	5	62	45	0	0	0	0	0
Arkansas[35]	6	78	46	0	0	0	0	0
Texas[36]	9	79	22	0	0	0	0	0
Georgia[37]	3	44	34	0	0	0	0	0
Kentucky								
Oklahoma								

CAREER	G/GS	REC	YDS	AVG	TD	LG
2023*	10/1	5	114	22.8	2	51
2024*	13/12	57	874	15.3	2	58
2025*	15/15	44	635	14.4	3	62
2026	10/9	65	879	13.5	5	47
TOTAL	**48/37**	**171**	**2,500**	**14.6**	**12**	**62**

NOTE: Played 2023, 2024 and 2025 seasons at Ole Miss



7 KENSLEY LOUIDOR-FAUSTIN S

Junior | Naples, Fla. | Auburn

Year-By-Year

2024

Opponent	Solo	Ast	Total	TFL	SACK	INT	PBU	FF	FR	QBH
Alabama A&M	1	0	1	0.0	0.0	0	0	0	0	0
Cal		-DNP-								
New Mexico		-DNP-								
Arkansas		-DNP-								
Oklahoma		-DNP-								
Georgia	0	0	0	0.0	0.0	0	0	0	0	0
Missouri	0	0	0	0.0	0.0	0	1	0	0	0
Kentucky	0	0	0	0.0	0.0	0	0	0	0	0
Vanderbilt	0	0	0	0.0	0.0	0	0	0	0	0
UL Monroe	0	0	0	0.0	0.0	0	0	0	0	0
Texas A&M	0	0	0	0.0	0.0	0	0	0	0	0
Alabama	1	0	1	0.0	0.0	0	0	0	0	0

2025

Opponent	Solo	Ast	Total	TFL	SACK	INT	PBU	FF	FR	QBH
Baylor	1	0	1	0.0	0.0	0	0	0	0	0
Ball State		-DNP-								
South Alabama	2	0	2	0.0	0.0	0	0	0	0	0
Oklahoma[1]	2	1	3	0.0	0.0	0	0	0	0	0
Texas A&M	***3***	***1***	***4***	1.0	0.0	0	0	0	0	0
Georgia[2]	2	0	2	1.0	0.0	0	0	0	0	0
Missouri	1	0	1	0.0	0.0	0	0	0	0	0
Arkansas	0	1	1	0.0	0.0	1	1	0	0	0
Kentucky	2	1	3	1.0	1.0	0	1	0	0	0
Vanderbilt	1	1	2	0.0	0.0	0	0	0	0	0
Mercer	0	0	0	0.0	0.0	0	0	0	0	0
Alabama[3]	0	1	1	0.0	0.0	0	0	0	0	0

2026

Opponent	Solo	Ast	Total	TFL	SACK	INT	PBU	FF	FR	QBH
UAPB[4]	0	0	0	0.0	0.0	0	0	0	0	0
Kansas[5]	3	1	4	1.5	0.0	0	1	0	0	0
Troy[6]	1	1	2	0.0	0.0	0	0	0	0	0
Mississippi State[7]	***3***	***9***	***12***	0.0	0.0	0	0	0	0	0
Florida[8]	4	1	5	***3.5***	0.0	0	0	0	0	0
Texas A&M[9]	0	3	3	0.0	0.0	0	1	0	0	0
Ole Miss[10]	1	0	1	0.0	0.0	0	0	0	0	1
Arkansas[11]	4	1	5	1.0	0.0	0	0	0	0	0
Texas[12]	3	3	6	0.0	0.0	0	0	0	0	0
Georgia	2	2	4	0.0	0.0	0	0	0	0	0
Kentucky										
Oklahoma										

CAREER	G/GS	SOLO	AST	TOT	TFL	SACK	INT	PBU	FF	FR	QBH
2024*	8/0	2	0	2	0.0	0.0	0	1	0	0	0
2025*	11/3	14	6	20	3.0	1.0	1	2	0	0	0
2026	10/9	21	21	42	6.0	0.0	0	2	0	0	1
TOTAL	**29/12**	**37**	**27**	**64**	**9.0**	**1.0**	**1**	**5**	**0**	**0**	**1**

NOTE: Played 2024 and 2025 seasons at Auburn



95 JALEN MARSHALL DT

Fifth Year | Overland Park, Kan. | St. Thomas Aquinas HS

Year-By-Year

2024

Opponent	Solo	Ast	Total	TFL	SACK	INT	PBU	FF	FR	QBH
Murray State	0	0	0	0.0	0.0	0	0	0	0	0
Buffalo	0	1	1	0.0	0.0	0	0	0	0	0
Boston College	0	0	0	0.0	0.0	0	0	0	0	0
Vanderbilt		-DNP-								
Texas A&M	1	0	1	1.0	0.0	0	0	0	0	0
Massachusetts	***1***	***2***	***3***	0.0	0.0	0	0	0	0	0
Auburn	0	0	0	0.0	0.0	0	0	0	0	0
Alabama[1]	0	0	0	0.0	0.0	0	0	0	0	0
Oklahoma	0	0	0	0.0	0.0	0	0	0	0	0
South Carolina	0	0	0	0.0	0.0	0	0	0	0	0
Mississippi State	0	0	0	0.0	0.0	0	0	0	0	0
Arkansas	0	0	0	0.0	0.0	0	0	0	0	0
Iowa	0	0	0	0.0	0.0	0	0	0	0	0

2025

Opponent	Solo	Ast	Total	TFL	SACK	INT	PBU	FF	FR	QBH
Central Arkansas	***2***	***1***	***3***	0.0	0.0	0	0	0	0	0
Kansas	0	1	1	0.0	0.0	0	0	0	0	0
Louisiana	0	0	0	0.0	0.0	0	0	0	0	0
South Carolina	0	1	1	0.0	0.0	0	0	0	0	0
Massachusetts	0	0	0	0.0	0.0	0	0	0	0	1
Alabama	0	2	2	0.0	0.0	0	0	0	0	0
Auburn	1	0	1	0.0	0.0	0	0	0	0	0
Vanderbilt[2]	0	0	0	0.0	0.0	0	0	0	0	0
Texas A&M	0	1	1	0.0	0.0	0	0	0	0	0
Mississippi State	***0***	***3***	***3***	***1.5***	***0.5***	0	0	0	0	0
Oklahoma	0	1	1	0.0	0.0	0	0	0	0	0
Arkansas	0	0	0	0.0	0.0	0	0	0	0	0
Virginia	1	4	5	0.0	0.0	0	0	0	0	0

2026

Opponent	Solo	Ast	Total	TFL	SACK	INT	PBU	FF	FR	QBH
UAPB[3]	0	0	0	0.0	0.0	0	0	0	0	0
Kansas[4]	0	0	0	0.0	0.0	0	0	0	0	0
Troy[5]	0	3	3	0.5	0.0	0	1	0	0	0
Mississippi State[6]	0	3	3	0.0	0.0	0	0	0	0	0
Florida[7]	0	0	0	0.0	0.0	0	0	0	0	0
Texas A&M[8]	0	1	1	0.0	0.0	0	0	0	0	0
Ole Miss[9]	1	1	2	0.0	0.0	0	0	0	0	0
Arkansas[10]	1	2	3	0.0	0.0	0	0	0	0	0
Texas[11]	0	1	1	0.0	0.0	0	0	0	0	0
Georgia[12]	3	0	3	0.0	0.0	0	0	0	0	0
Kentucky										
Oklahoma										

CAREER	G/GS	SOLO	AST	TOT	TFL	SACK	INT	PBU	FF	FR	QBH
2022	1/0	0	1	1	0.0	0.0	0	0	0	0	0
2023	1/0	0	0	0	0.0	0.0	0	0	0	0	0
2024	12/1	2	3	5	1.0	0.0	0	0	0	0	0
2025	13/1	4	14	18	1.5	0.5	0	0	0	0	1
2026	10/10	5	11	16	0.5	0.0	0	1	0	0	0
TOTAL	**37/12**	**11**	**29**	**40**	**3.0**	**0.5**	**0**	**1**	**0**	**0**	**1**

NOTE: Played one game in 2022 against New Mexico State
NOTE: Played one game in 2023 against Arkansas



9 DANTE McCLELLAN LB

Sophomore | Canton, Ohio | McKinley HS

Year-By-Year

2025

Opponent	Solo	Ast	Total	TFL	SACK	INT	PBU	FF	FR	QBH
Central Arkansas	0	3	3	0.0	0.0	1	0	0	0	0
Kansas		-DNP-								
Louisiana	1	1	2	0.0	0.0	0	0	0	0	0
South Carolina	0	1	1	0.0	0.0	0	0	0	0	0
Massachusetts	0	1	1	0.0	0.0	0	1	0	0	0
Alabama	0	0	0	0.0	0.0	0	0	0	0	1
Auburn	0	0	0	0.0	0.0	0	0	0	0	0
Vanderbilt	0	0	0	0.0	0.0	0	0	0	0	0
Texas A&M	0	0	0	0.0	0.0	0	0	0	0	0
Mississippi State	0	0	0	0.0	0.0	0	0	0	0	0
Oklahoma	0	0	0	0.0	0.0	0	0	0	0	0
Arkansas	0	0	0	0.0	0.0	0	0	0	0	0
Virginia	0	0	0	0.0	0.0	0	0	0	0	0

2026

Opponent	Solo	Ast	Total	TFL	SACK	INT	PBU	FF	FR	QBH
UAPB	0	3	3	0.0	0.0	0	0	0	0	0
Kansas	0	0	0	0.0	0.0	0	0	0	0	0
Troy	0	3	3	0.0	0.0	0	0	0	0	0
Mississippi State	2	4	6	0.0	0.0	0	0	0	0	0
Florida	0	2	2	0.0	0.0	0	0	0	0	0
Texas A&M	1	1	2	0.0	0.0	0	1	0	0	1
Ole Miss	***4***	***3***	***7***	0.0	0.0	0	0	0	0	0
Arkansas	4	1	5	0.0	0.0	0	0	1	0	0
Texas	0	2	2	0.0	0.0	0	0	0	0	1
Georgia	1	1	2	1.0	0.0	0	0	0	0	0
Kentucky										
Oklahoma										

CAREER	G/GS	SOLO	AST	TOT	TFL	SACK	INT	PBU	FF	FR	QBH
2025	12/0	1	6	7	0.0	0.0	1	1	0	0	1
2026	10/0	12	20	32	0.0	0.0	0	1	1	0	2
TOTAL	**22/0**	**13**	**26**	**39**	**0.0**	**0.0**	**1**	**2**	**1**	**0**	**3**

NOTE: Returned an interception for a touchdown 83 yards vs. Central Arkansas (8/28/25)



0 NAESHAUN MONTGOMERY WR

Sophomore | Central Falls, R.I. | Florida

Year-By-Year

2025

Opponent	Rec	Yds	Lg	TD	Rush	Yds	Lg	TD
LIU	2	19	12	0	0	0	0	0
South Florida		-DNP-						
LSU		-DNP-						
Miami		-DNP-						
Texas		-DNP-						
Texas A&M		-DNP-						
Mississippi State		-DNP-						
Georgia	0	0	0	0	0	0	0	0
Kentucky	0	0	0	0	0	0	0	0
Ole Miss	1	7	7	0	0	0	0	0
Tennessee		-DNP-						
Florida State		-DNP-						

2026

Opponent	Rec	Yds	Lg	TD	Rush	Yds	Lg	TD
UAPB[1]	3	47	29	0	0	0	0	0
Kansas[2]	1	12	12	0	0	0	0	0
Troy[3]	0	0	0	0	0	0	0	0
Mississippi State[4]	1	7	7	0	0	0	0	0
Florida[5]	2	16	17	0	0	0	0	0
Texas A&M[6]	1	9	9	0	0	0	0	0
Ole Miss[7]	2	45	34	0	0	0	0	0
Arkansas[8]	3	19	11	0	0	0	0	0
Texas[9]	2	***81***	***72***	***1***	0	0	0	0
Georgia	***5***	27	15	***1***	0	0	0	0
Kentucky								
Oklahoma								

CAREER	G/GS	REC	YDS	AVG	TD	LG
2025*	4/0	3	26	8.7	0	12
2026	10/9	20	263	13.2	2	72
TOTAL	**14/9**	**23**	**289**	**12.6**	**2**	**72**

NOTE: Redshirted 2024 season and played 2025 season at Florida



87 BRETT NORFLEET TE

Senior | O'Fallon, Mo. | Francis Howell HS

Year-By-Year

2023

Opponent	Rec	Yds	Lg	TD	Rush	Yds	Lg	TD
South Dakota	0	0	0	0	0	0	0	0
Middle Tennessee	1	10	10	0	0	0	0	0
Kansas State	2	40	27	0	0	0	0	0
Memphis		-DNP-						
Vanderbilt	1	5	5	0	0	0	0	0
LSU	1	9	9	1	0	0	0	0
Kentucky[1]	4	40	22	0	0	0	0	0
South Carolina[2]	0	0	0	0	0	0	0	0
Georgia[3]	0	0	0	0	0	0	0	0
Tennessee[4]	2	16	9	0	0	0	0	0
Florida[5]	3	43	16	0	0	0	0	0
Arkansas[6]	3	32	16	***2***	0	0	0	0
Ohio State[7]	1	2	2	0	0	0	0	0

2024

Opponent	Rec	Yds	Lg	TD	Rush	Yds	Lg	TD
Murray State[8]	1	4	4	0	0	0	0	0
Buffalo		-DNP-						
Boston College[9]	3	10	5	0	0	0	0	0
Vanderbilt	3	13	5	0	0	0	0	0
Texas A&M[10]	0	0	0	0	0	0	0	0
Massachusetts[11]	3	48	36	1	0	0	0	0
Auburn[12]	3	31	16	0	0	0	0	0
Alabama[13]	3	23	13	0	0	0	0	0
Oklahoma	3	19	11	1	0	0	0	0
South Carolina[14]	2	13	9	0	0	0	0	0
Mississippi State[15]	2	24	17	0	0	0	0	0
Arkansas	3	50	18	0	0	0	0	0
Iowa		-DNP-						

2025

Opponent	Rec	Yds	Lg	TD	Rush	Yds	Lg	TD
Central Arkansas[16]	3	9	8	1	0	0	0	0
Kansas[17]	***7***	***76***	27	***2***	0	0	0	0
Louisiana[18]	1	2	2	0	0	0	0	0
South Carolina[19]	3	35	25	0	0	0	0	0
Massachusetts[20]	6	52	16	1	0	0	0	0
Alabama[21]	3	38	26	1	0	0	0	0
Auburn[22]	2	9	10	0	0	0	0	0
Vanderbilt[23]	1	3	3	0	0	0	0	0
Texas A&M		-DNP-						
Mississippi State[24]	1	6	6	0	0	0	0	0
Oklahoma	2	11	6	0	0	0	0	0
Arkansas[25]	2	13	13	0	0	0	0	0
Virginia		-DNP-						

2026

Opponent	Rec	Yds	Lg	TD	Rush	Yds	Lg	TD
UAPB[26]	2	13	9	0	0	0	0	0
Kansas[27]	3	23	13	1	0	0	0	0
Troy	0	0	0	0	0	0	0	0
Mississippi State[28]	2	19	13	0	0	0	0	0
Florida	1	11	11	0	0	0	0	0
Texas A&M	1	14	14	0	0	0	0	0
Ole Miss		-DNP-						
Arkansas	1	12	12	0	0	0	0	0
Texas[29]	3	21	15	1	0	0	0	0
Georgia	1	7	7	0	0	0	0	0
Kentucky								
Oklahoma								

CAREER	G/GS	REC	YDS	AVG	TD	LG
2023	12/7	18	197	10.9	3	27
2024	11/8	26	235	9.0	2	36
2025	11/10	31	254	8.2	5	27
2026	9/4	14	120	8.6	2	15
TOTAL	**43/29**	**89**	**806**	**9.1**	**12**	**36**



1 DONOVAN OLUGBODE WR

Sophomore | Chicago, Ill. | IMG Academy

Year-By-Year

2025

Opponent	Rec	Yds	Lg	TD	Rush	Yds	Lg	TD
Central Arkansas	4	37	10	0	0	0	0	0
Kansas	3	29	14	0	0	0	0	0
Louisiana	0	0	0	0	0	0	0	0
South Carolina	0	0	0	0	0	0	0	0
Massachusetts	1	12	12	0	0	0	0	0
Alabama	3	55	27	1	0	0	0	0
Auburn	5	69	27	0	0	0	0	0
Vanderbilt	1	11	11	0	0	0	0	0
Texas A&M[1]	3	74	34	0	0	0	0	0
Mississippi State	2	31	26	1	0	0	0	0
Oklahoma[2]	3	34	18	0	0	0	0	0
Arkansas[3]	0	0	0	0	0	0	0	0
Virginia[4]	5	49	24	0	0	0	0	0

2026

Opponent	Rec	Yds	Lg	TD	Rush	Yds	Lg	TD
UAPB[5]	7	107	35	***2***	0	0	0	0
Kansas[6]	6	121	***65***	1	0	0	0	0
Troy[7]	3	31	12	1	0	0	0	0
Mississippi State[8]	4	54	21	1	0	0	0	0
Florida[9]	6	94	47	1	0	0	0	0
Texas A&M[10]	0	0	0	0	0	0	0	0
Ole Miss[11]	***9***	***127***	23	0	0	0	0	0
Arkansas[12]	5	50	15	1	0	0	0	0
Texas[13]	3	40	15	0	0	0	0	0
Georgia[14]	4	67	24	1	0	0	0	0
Kentucky								
Oklahoma								

CAREER	G/GS	REC	YDS	AVG	TD	LG
2025	13/4	30	401	13.4	2	34
2026	10/10	47	691	14.7	8	65
TOTAL	**23/14**	**77**	**1,092**	**14.2**	**10**	**65**



40 BRUNNO REUS P/K

Sophomore | Sarasota, Fla. | Florida State

Year-By-Year

2025

Opponent	FG-A	Made	Missed	Blk	PAT-A	Pts
Alabama		-DNP-				
East Texas A&M	0-0	-	-	-	1-1	1
Kent State	0-0	-	-	-	1-1	1
Virginia		-DNP-				
Miami FL	0-0	-	-	-	0-0	0
Pitt	0-0	-	-	-	0-0	0
Stanford		-DNP-				
Wake Forest		-DNP-				
Clemson		-DNP-				
Virginia Tech		-DNP-				
NC State		-DNP-				
Florida		-DNP-				

2026

Opponent	Punts	Yards	Avg.	Lg	Blk	TB	50+	FC	I20
UAPB	2	87	43.5	52	0	1	1	0	1
Kansas	4	202	***50.5***	***66***	0	1	2	2	1
Troy	***7***	***324***	46.3	58	0	0	***3***	***5***	***5***
Mississippi State	4	192	48.0	54	0	1	2	1	2
Florida	3	124	41.3	47	0	0	0	2	1
Texas A&M	6	251	41.8	56	0	1	1	2	1
Ole Miss	7	297	42.4	56	0	2	2	3	2
Arkansas	2	60	30.0	32	0	0	0	0	0
Texas	5	248	49.6	59	0	0	2	0	3
Georgia	7	305	43.6	52	0	0	2	1	2
Kentucky									
Oklahoma									

CAREER	G/GS	1-19	20-29	30-39	40-49	50+	TOTAL	LG	BLK	PAT	PTS
2025*	4/0	0-0	0-0	0-0	0-0	0-0	0-0	-	-	2-2	2
2026	10/0	-	-	-	-	-	-	-	-	-	-
TOTAL	**14/0**	**0-0**	**0-0**	**0-0**	**0-0**	**0-0**	**0-0**	**-**	**-**	**2-2**	**2**

CAREER	G/GS	PUNTS	YDS	AVG	LG	BLK	TB	50+	FC	I20
2026	10/0	47	2,090	44.5	66	0	6	15	16	18
TOTAL	**14/0**	**47**	**2,090**	**44.5**	**66**	**0**	**6**	**15**	**16**	**18**



20 JAMAL ROBERTS RB

Senior | St. Louis, Mo. | St. Mary's HS

Year-By-Year

2023

Opponent	Rush	Yds	Lg	TD	Rec	Yds	Lg	TD
South Dakota		-DNP-						
Middle Tennessee		-DNP-						
Kansas State		-DNP-						
Memphis		-DNP-						
Vanderbilt		-DNP-						
LSU		-DNP-						
Kentucky	0	0	0	0	0	0	0	0
South Carolina		-DNP-						
Georgia		-DNP-						
Tennessee		-DNP-						
Florida		-DNP-						
Arkansas	1	-1	0	0	0	0	0	0
Ohio State		-DNP-						

2024

Opponent	Rush	Yds	Lg	TD	Rec	Yds	Lg	TD
Murray State	3	8	4	1	0	0	0	0
Buffalo	2	10	7	1	0	0	0	0
Boston College	0	0	0	0	0	0	0	0
Vanderbilt	0	0	0	0	0	0	0	0
Texas A&M	0	0	0	0	1	4	4	0
Massachusetts	3	7	3	0	0	0	0	0
Auburn	5	20	5	1	0	0	0	0
Alabama	17	71	12	0	1	10	10	0
Oklahoma	13	54	8	0	1	-6	0	0
South Carolina	0	0	0	0	1	1	1	0
Mississippi State	5	29	14	0	0	0	0	0
Arkansas	4	15	7	0	0	0	0	0
Iowa	1	2	2	0	1	12	12	0

2025

Opponent	Rush	Yds	Lg	TD	Rec	Yds	Lg	TD
Central Arkansas[1]	8	33	9	0	1	8	8	0
Kansas	13	143	63	1	2	9	9	0
Louisiana	8	46	17	0	1	39	39	1
South Carolina	13	76	18	1	0	0	0	0
Massachusetts	6	52	30	1	2	15	10	0
Alabama	5	50	39	0	3	27	16	0
Auburn[2]	3	6	6	0	2	13	15	0
Vanderbilt	10	22	8	0	1	2	2	0
Texas A&M	17	110	18	1	1	1	1	0
Mississippi State	9	45	21	0	0	0	0	0
Oklahoma	10	14	7	0	3	15	7	0
Arkansas	11	100	38	1	1	10	10	0
Virginia	11	56	13	1	1	2	2	0

2026

Opponent	Rush	Yds	Lg	TD	Rec	Yds	Lg	TD
UAPB[3]	13	47	12	1	0	0	0	0
Kansas[4]	28	125	64	1	1	-4	-	0
Troy[5]	22	128	20	1	2	13	12	0
Mississippi State[6]	26	95	14	0	2	38	21	0
Florida[7]	24	211	***80***	***3***	3	29	10	0
Texas A&M[8]	***34***	***222***	54	2	3	8	9	0
Ole Miss[9]	20	39	6	0	2	21	21	0
Arkansas[10]	23	138	43	1	3	20	10	1
Texas[11]	19	66	12	0	0	0	0	0
Georgia[12]	19	62	11	0	1	1	1	0
Kentucky								
Oklahoma								

CAREER	G/GS	RUSH	YDS	AVG	TD	LG
2023	2/0	1	-1	-1.0	0	0
2024	13/0	53	216	4.1	3	14
2025	13/2	114	753	6.6	6	63
2026	10/10	228	1,133	5.0	9	80
TOTAL	**38/12**	**396**	**2,101**	**5.3**	**18**	**80**

CAREER	G/GS	REC	YDS	AVG	TD	LG
2023	2/0	0	0	0.0	0	0
2024	13/2	5	21	4.2	0	12
2025	13/2	18	141	7.8	1	39
2026	10/10	17	126	7.4	1	21
TOTAL	**38/12**	**40**	**288**	**7.2**	**2**	**39**



5 NICHOLAS RODRIGUEZ LB

Junior | Miami, Fla. | St. Thomas Aquinas

Year-By-Year

2024

Opponent	Solo	Ast	Total	TFL	SACK	INT	PBU	FF	FR	QBH
Murray State	2	0	2	0.0	0.0	0	0	0	0	0
Buffalo		-DNP-								
Boston College		-DNP-								
Vanderbilt	0	0	0	0.0	0.0	0	0	0	0	0
Texas A&M	0	0	0	0.0	0.0	0	0	0	0	0
Massachusetts	3	6	9	0.0	0.0	0	0	0	0	0
Auburn	0	2	2	0.0	0.0	0	0	0	0	0
Alabama	1	0	1	0.0	0.0	0	0	0	0	0
Oklahoma	0	0	0	0.0	0.0	0	0	0	0	0
South Carolina	0	0	0	0.0	0.0	0	0	0	0	0
Mississippi State	0	0	0	0.0	0.0	0	0	0	0	0
Arkansas	0	1	1	0.0	0.0	0	0	0	0	0
Iowa	2	0	2	0.0	0.0	0	0	0	0	0

2025

Opponent	Solo	Ast	Total	TFL	SACK	INT	PBU	FF	FR	QBH
Central Arkansas	2	2	4	***1.5***	0.0	0	0	0	0	0
Kansas	2	2	4	0.0	0.0	0	0	0	0	0
Louisiana	0	0	0	0.0	0.0	0	0	0	0	0
South Carolina	4	1	5	1.0	***1.0***	0	***2***	0	0	0
Massachusetts[1]	1	1	2	0.0	0.0	0	0	0	0	0
Alabama	3	2	5	0.0	0.0	0	0	0	0	0
Auburn	0	0	0	0.0	0.0	0	0	0	0	0
Vanderbilt	1	2	3	0.5	0.5	0	0	0	0	0
Texas A&M	1	5	6	0.5	0.0	0	0	0	0	0
Mississippi State	2	4	6	0.0	0.0	0	***2***	0	0	0
Oklahoma	3	3	6	0.0	0.0	0	1	0	0	0
Arkansas[2]	3	2	5	0.0	0.0	0	1	0	0	0
Virginia[3]	***5***	***11***	***16***	0.5	0.0	0	1	0	0	0

2026

Opponent	Solo	Ast	Total	TFL	SACK	INT	PBU	FF	FR	QBH
UAPB[4]	0	3	3	0.0	0.0	0	0	0	0	0
Kansas[5]	5	7	12	1.0	***1.0***	0	0	0	0	2
Troy[6]	2	9	11	0.0	0.0	0	0	0	0	0
Mississippi State[7]	3	10	13	0.0	0.0	0	0	0	0	0
Florida[8]	5	6	11	***1.5***	0.0	0	0	0	0	0
Texas A&M[9]	8	5	13	1.5	0.5	0	0	0	0	1
Ole Miss[10]	9	5	14	0.0	0.0	0	0	***1***	0	1
Arkansas[11]	3	8	11	0.0	0.0	0	0	1	0	0
Texas[12]	5	7	12	1.5	0.5	0	0	0	0	0
Georgia[13]	3	4	7	1.0	1.0	0	0	0	0	0
Kentucky										
Oklahoma										

CAREER	G/GS	SOLO	AST	TOT	TFL	SACK	INT	PBU	FF	FR	QBH
2024	11/0	8	9	17	0.0	0.0	0	0	0	0	0
2025	13/3	27	35	62	4.0	1.5	0	7	0	0	0
2026	10/10	44	63	107	6.5	3.0	0	2	2	0	4
TOTAL	**34/13**	**79**	**107**	**186**	**10.5**	**4.5**	**0**	**7**	**2**	**0**	**4**



13 AUSTIN SIMMONS QB

Senior | Miami, Fla. | Ole Miss

Year-By-Year

2024

Opponent	C-A	Pct.	Yds	TD-INT	Lg	Rush	Yds	Lg	TD
Furman	7-16	.438	111	1-0	35	3	10	9	0
Middle Tennessee	2-4	.500	20	0-0	12	2	4	2	0
Wake Forest	0-0	.000	0	0-0	0	0	0	0	0
Georgia Southern	1-1	1.000	6	0-0	6	0	0	0	0
Kentucky	0-0	.000	0	0-0	0	0	0	0	0
South Carolina		-DNP-							
LSU		-DNP-							
Oklahoma		-DNP-							
Arkansas	3-3	1.000	47	1-0	22	0	0	0	0
Georgia	5-6	.833	64	0-0	20	0	0	0	0
Florida	0-1	.000	0	0-0	0	0	0	0	0
Mississippi State		-DNP-							
Duke	1-1	1.000	34	0-0	34	0	0	0	0

2025

Opponent	C-A	Pct.	Yds	TD-INT	Lg	Rush	Yds	Lg	TD
Georgia State[1]	20-31	.645	***341***	3-2	47	7	17	11	0
Kentucky[2]	13-24	.542	235	0-2	55	***8***	***44***	14	1
Arkansas	1-1	1.000	4	1-0	4	1	8	8	0
Tulane		-DNP-							
LSU		-DNP-							
Washington State		-DNP-							
Georgia	0-0	.000	0	0-0	0	0	0	0	0
Oklahoma	0-2	.000	0	0-0	0	0	0	0	0
South Carolina		-DNP-							
The Citadel	7-12	.583	100	0-1	31	4	8	7	0
Florida	0-0	.000	0	0-0	0	0	0	0	0
Mississippi State		-DNP-							
Tulane	4-5	.800	64	0-0	35	2	-6	2	0
Georgia		-DNP-							
Miami FL		-DNP-							

2026

Opponent	C-A	Pct.	Yds	TD-INT	Lg	Rush	Yds	Lg	TD
UAPB[3]	17-19	***.895***	252	***4***-0	47	2	-2	2	0
Kansas[4]	19-29	.655	292	3-0	***65***	2	8	6	0
Troy[5]	11-20	.550	108	1-0	23	3	-5	3	0
Mississippi State[6]	***23***-39	.590	295	3-0	37	3	0	8	0
Florida[7]	***23***-30	.767	340	2-0	47	3	1	5	0
Texas A&M[8]	14-28	.500	147	1-1	32	4	24	13	0
Ole Miss[9]	25-44	.568	339	0-1	43	3	-8	4	0
Arkansas[10]	20-31	.645	179	2-0	46	3	3	3	0
Texas[11]	23-43	.535	252	2-0	72	3	-1	5	0
Georgia[12]	17-25	.680	175	3-1	34	1	-4	0	0
Kentucky									
Oklahoma									

CAREER	G/GS	COMP-ATT-INT	YDS	COMP PCT	TD	LG
2024*	9/0	19-32-0	282	.590	2	35
2025*	8/2	45-75-5	744	.600	4	55
2026	10/10	192-308-3	2,378	.623	21	72
TOTAL	**27/12**	**256-415-8**	**3,405**	**.617**	**27**	**72**

CAREER	G/GS	RUSH	YDS	AVG	TD	LG
2024*	9/0	5	14	2.8	0	9
2025*	8/2	22	71	3.2	1	14
2026	10/10	27	20	0.7	0	13
TOTAL	**27/12**	**54**	**105**	**1.9**	**1**	**14**

NOTE: Played the 2024 and 2025 seasons at Ole Miss



8 DONTA SIMPSON — DT

Sophomore | Hollywood, Fla. | Miami (FL)

Year-By-Year

2025

Opponent	Solo	Ast	Total	TFL	SACK	INT	PBU	FF	FR	QBH
Notre Dame		-DNP-								
Bethune Cookman	0	2	2	0.0	0.0	0	0	0	0	0
USF		-DNP-								
Florida		-DNP-								
Florida State		-DNP-								
Louisville		-DNP-								
Stanford	1	0	1	0.0	0.0	0	0	0	0	0
SMU		-DNP-								
Syracuse		-DNP-								
NC State	0	1	1	0.0	0.0	0	0	0	0	0
Virginia Tech		-DNP-								
Pitt		-DNP-								
Texas A&M		-DNP-								
Ohio State		-DNP-								
Ole Miss		-DNP-								

2026

Opponent	Solo	Ast	Total	TFL	SACK	INT	PBU	FF	FR	QBH
UAPB	1	0	1	0.0	0.0	0	0	0	0	0
Kansas	***1***	***1***	***2***	***1.5***	***1.5***	0	0	0	0	0
Troy	0	3	3	0.5	0.5	0	0	0	0	1
Mississippi State	0	0	0	0.0	0.0	0	0	0	0	1
Florida	1	0	1	1.0	1.0	0	0	0	0	1
Texas A&M	***2***	***0***	***2***	***2.0***	***2.0***	0	0	0	0	***2***
Ole Miss	0	2	2	0.5	0.0	0	0	0	0	1
Arkansas	1	0	1	1.0	1.0	0	0	0	0	1
Texas	1	2	3	1.0	0.0	0	0	0	0	1
Georgia	0	1	1	0.0	0.0	0	0	0	0	0
Kentucky										
Oklahoma										

CAREER	G/GS	SOLO	AST	TOT	TFL	SACK	INT	PBU	FF	FR	QBH
2025*	8/0	1	3	4	1.5	0.0	0	0	0	0	0
2026	10/0	7	9	16	7.5	6.0	0	0	0	0	8
TOTAL	**18/0**	**8**	**12**	**20**	**9.0**	**6.0**	**0**	**0**	**0**	**0**	**8**



19 DARRIS SMITH — ED

Fifth Year | Baxley, Ga. | Georgia

Year-By-Year

2022

Opponent	Solo	Ast	Total	TFL	SACK	INT	PBU	FF	FR	QBH
Oregon	0	0	0	0.0	0.0	0	0	0	0	0
Samford	0	0	0	0.0	0.0	0	0	0	0	0
South Carolina	0	0	0	0.0	0.0	0	0	0	0	0
Kent State	0	0	0	0.0	0.0	0	0	0	0	0
Missouri		-DNP-								
Auburn		-DNP-								
Vanderbilt	0	1	1	0.0	0.0	0	0	0	0	0
Florida	0	0	0	0.0	0.0	0	0	0	0	0
Tennessee		-DNP-								
Mississippi State		-DNP-								
Kentucky	0	0	0	0.0	0.0	0	0	0	0	0
Georgia Tech	0	0	0	0.0	0.0	0	0	0	0	0
LSU	0	0	0	0.0	0.0	0	0	0	0	0
Ohio State	0	1	1	0.0	0.0	0	0	0	0	0
TCU	1	0	1	0.0	0.0	0	0	0	0	0

2023

Opponent	Solo	Ast	Total	TFL	SACK	INT	PBU	FF	FR	QBH
UT Martin	0	0	0	0.0	0.0	0	0	0	0	0
Ball State	2	0	2	0.0	0.0	0	1	0	0	0
South Carolina	0	0	0	0.0	0.0	0	0	0	0	0
UAB	1	0	1	1.0	0.0	0	0	0	0	0
Auburn	0	0	0	0.0	0.0	0	0	0	0	0
Kentucky		-DNP-								
Vanderbilt		-DNP-								
Florida		-DNP-								
Missouri		-DNP-								
Ole Miss		-DNP-								
Tennessee		-DNP-								
Georgia Tech		-DNP-								
Alabama		-DNP-								
Florida State		-DNP-								

2025

Opponent	Solo	Ast	Total	TFL	SACK	INT	PBU	FF	FR	QBH
Central Arkansas	0	2	2	0.0	0.0	0	0	0	0	0
Kansas	1	0	1	0.0	0.0	0	0	0	0	2
Louisiana	0	0	0	0.0	0.0	0	0	0	0	1
South Carolina	0	1	1	0.0	0.0	0	0	0	0	2
Massachusetts	1	1	2	1.0	1.0	0	0	0	0	1
Alabama	1	0	1	0.0	0.0	0	0	0	0	2
Auburn	0	0	0	0.0	0.0	0	0	0	0	0
Vanderbilt[1]	0	0	0	0.0	0.0	0	0	0	0	1
Texas A&M	2	0	2	1.0	1.0	0	1	0	0	1
Mississippi State	***4***	***0***	***4***	***3.0***	***2.0***	0	0	0	0	1
Oklahoma	0	1	1	0.0	0.0	0	0	0	0	0
Arkansas	0	0	0	0.0	0.0	0	1	0	0	0
Virginia	1	0	1	0.0	0.0	0	0	0	0	0

2026

Opponent	Solo	Ast	Total	TFL	SACK	INT	PBU	FF	FR	QBH
UAPB[2]	0	1	1	0.0	0.0	0	0	0	0	1
Kansas[3]	2	1	3	1.5	0.0	0	0	0	0	0
Troy[4]	0	1	1	0.5	0.0	0	0	0	0	0
Mississippi State		-DNP-								
Florida		-DNP-								
Texas A&M	0	0	0	0.0	0.0	0	0	0	0	0
Ole Miss[5]	0	0	0	0.0	0.0	0	0	0	0	0
Arkansas[6]	0	1	1	0.0	0.0	0	0	0	1	0
Texas[7]	1	0	1	1.0	1.0	0	0	0	0	1
Georgia[8]	0	0	0	0.0	0.0	0	1	0	0	0
Kentucky										
Oklahoma										

CAREER	G/GS	SOLO	AST	TOT	TFL	SACK	INT	PBU	FF	FR	QBH
2022*	11/0	1	2	3	0.0	0.0	0	0	0	0	0
2023*	5/0	3	0	3	1.0	0.0	0	1	0	0	0
2024	0/0	0	0	0	0.0	0.0	0	0	0	0	0
2025	13/1	10	5	15	5.0	4.0	0	2	0	0	11
2026	8/7	3	4	7	3.0	1.0	0	1	0	1	2
TOTAL	**37/8**	**17**	**11**	**28**	**9.0**	**5.0**	**0**	**4**	**0**	**1**	**13**



4 SHAUN TERRY II — WR

Sophomore | Ironton, Ohio | Ironton HS

Year-By-Year

2025

Opponent	Rec	Yds	Lg	TD	Rush	Yds	Lg	TD
Central Arkansas		-DNP-						
Kansas		-DNP						
Louisiana	1	9	9	0	0	0	0	0
South Carolina		-DNP-						
Massachusetts	0	0	0	0	0	0	0	0
Alabama		-DNP-						
Auburn		-DNP-						
Vanderbilt		-DNP-						
Texas A&M[1]		-DNP-						
Mississippi State		-DNP-						
Oklahoma[2]		-DNP-						
Arkansas[3]		-DNP-						
Virginia[4]		-DNP-						

2026

Opponent	Rec	Yds	Lg	TD	Rush	Yds	Lg	TD
UAPB	***4***	***55***	***25***	***1***	0	0	0	0
Kansas	2	20	12	0	0	0	0	0
Troy	0	0	0	0	0	0	0	0
Mississippi State	3	21	11	0	0	0	0	0
Florida	0	0	0	0	0	0	0	0
Texas A&M	0	0	0	0	0	0	0	0
Ole Miss	0	0	0	0	0	0	0	0
Arkansas	0	0	0	0	0	0	0	0
Texas	1	9	9	0	0	0	0	0
Georgia	0	0	0	0	0	0	0	0
Kentucky								
Oklahoma								

CAREER	G/GS	REC	YDS	AVG	TD	LG
2025	2/0	1	9	9.0	0	9
2026	10/0	10	105	10.5	1	25
TOTAL	**12/0**	**11**	**114**	**10.4**	**1**	**25**



90 STERLING WEBB — DT

Fifth Year | St. Louis, Mo. | New Mexico State

Year-By-Year

2022

Opponent	Solo	Ast	Total	TFL	SACK	INT	PBU	FF	FR	QBH
Nevada		-DNP-								
Minnesota	0	0	0	0.0	0.0	0	0	0	0	0
UTEP[1]	0	1	1	0.0	0.0	0	0	0	0	1
Wisconsin	0	2	2	0.5	0.5	0	0	0	0	0
Hawaii[2]	0	0	0	0.0	0.0	0	0	0	0	1
Florida International[3]	3	0	3	***2.0***	1.0	0	0	0	0	1
New Mexico[4]	0	0	0	0.0	0.0	0	0	0	0	1
San Jose State		-DNP-								
Massachusetts[5]	0	2	2	0.0	0.0	0	0	0	0	0
Lamar	1	1	2	0.0	0.0	0	0	1	0	0
Missouri	3	1	4	0.0	0.0	0	0	1	0	0
Liberty[6]	1	1	2	0.0	0.0	0	0	0	0	0
Valparaiso[7]	1	0	1	0.0	0.0	0	0	0	0	0
Bowling Green		-DNP-								

2023

Opponent	Solo	Ast	Total	TFL	SACK	INT	PBU	FF	FR	QBH
Massachusetts[8]	1	1	2	0.0	0.0	0	0	0	0	0
Western Illinois[9]	0	1	1	0.0	0.0	0	0	0	0	0
Liberty		-DNP-								
New Mexico[10]	0	0	0	0.0	0.0	0	0	0	0	0
Hawaii[11]	0	0	0	0.0	0.0	0	0	0	0	0
Florida International[12]	1	2	3	1.5	1.0	0	0	0	0	0
Sam Houston	1	1	2	0.5	0.0	0	0	0	0	0
UTEP	1	3	4	1.0	1.0	0	0	0	0	1
Louisiana Tech	1	3	4	0.5	0.5	0	0	0	0	0
Middle Tennessee	***1***	***4***	***5***	1.0	1.0	0	0	0	0	0
Western Kentucky	2	1	3	0.0	0.0	0	0	0	0	0
Auburn	2	0	2	1.0	1.0	0	0	0	0	0
Jacksonville State[13]	0	0	0	0.0	0.0	0	0	0	0	0
Liberty[14]	0	2	2	0.0	0.0	0	0	0	0	0
Fresno State[15]	0	2	2	0.5	0.0	0	0	0	0	0

2024

Opponent	Solo	Ast	Total	TFL	SACK	INT	PBU	FF	FR	QBH
Murray State	1	1	2	0.0	0.0	0	0	0	0	0
Buffalo	0	1	1	0.0	0.0	0	0	0	0	0
Boston College	0	1	1	0.0	0.0	0	0	0	0	0
Vanderbilt	1	0	1	0.0	0.0	0	0	0	0	0
Texas A&M	0	1	1	0.0	0.0	0	0	0	0	0
Massachusetts	0	1	1	0.0	0.0	0	0	0	0	1
Auburn	0	2	2	0.0	0.0	0	0	0	0	0
Alabama	3	0	3	1.0	0.0	0	0	0	0	0
Oklahoma[16]	0	2	2	0.0	0.0	0	0	0	0	0
South Carolina[17]	0	1	1	0.0	0.0	0	0	0	0	0
Mississippi State[18]	0	1	1	0.0	0.0	0	0	0	0	0
Arkansas	0	0	0	0.0	0.0	0	0	0	1	0
Iowa	1	1	2	0.0	0.0	0	0	0	0	0

2025

Opponent	Solo	Ast	Total	TFL	SACK	INT	PBU	FF	FR	QBH
Central Arkansas		-DNP-								
Kansas	0	0	0	0.0	0.0	0	0	0	0	0
Louisiana	0	1	1	0.0	0.0	0	0	0	0	0
South Carolina	1	1	2	1.0	1.0	0	0	0	0	0
Massachusetts[19]	0	0	0	0.0	0.0	0	0	0	0	0
Alabama[20]	3	2	5	0.5	0.0	0	0	0	0	0
Auburn[21]	4	0	4	0.5	1.0	0	0	0	0	1
Vanderbilt	1	1	2	0.5	1.0	0	0	0	0	0
Texas A&M[22]	0	1	1	0.0	0.0	0	0	0	0	1
Mississippi State[23]	0	1	1	0.0	0.0	0	0	0	0	0
Oklahoma[24]	0	1	1	0.0	0.0	0	0	0	0	1
Arkansas[25]	1	0	1	1.0	0.0	0	0	0	0	0
Virginia[26]	0	2	2	0.0	0.0	0	0	0	0	2

2026

Opponent	Solo	Ast	Total	TFL	SACK	INT	PBU	FF	FR	QBH
UAPB	0	0	0	0.0	0.0	0	0	0	0	1
Kansas	0	2	2	0.0	0.0	0	0	0	0	1
Troy	0	2	2	0.0	0.0	0	0	0	0	0
Mississippi State	0	1	1	0.0	0.0	0	0	0	0	0
Florida[27]	1	1	2	1.0	1.0	0	0	0	0	2
Texas A&M[28]	0	1	1	0.0	0.0	0	0	0	0	0
Ole Miss	0	1	1	0.0	0.0	0	0	0	0	0
Arkansas	1	1	2	0.0	0.0	0	0	0	0	0
Texas	1	0	1	1.0	0.0	0	0	0	0	2
Georgia[29]	0	0	0	0.0	0.0	0	0	0	0	0
Kentucky										
Oklahoma										

CAREER	G/GS	SOLO	AST	TOT	TFL	SACK	INT	PBU	FF	FR	QBH
2022[*]	11/7	9	8	17	2.5	1.5	0	0	2	0	4
2023[^]	14/8	10	20	30	6.0	4.5	0	0	0	0	1
2024	13/3	6	12	18	1.0	0.0	0	0	0	1	1
2025	12/8	8	12	20	3.5	3.0	0	0	0	0	5
2026	10/3	3	9	12	2.0	1.0	0	0	0	0	6
TOTAL	**60/29**	**36**	**59**	**95**	**15.0**	**10.0**	**0**	**0**	**2**	**1**	**17**



0 ROBERT WOODYARD JR. LB

Senior | Mobile, Ala. | Auburn

Year-By-Year

2022

Opponent	Solo	Ast	Total	TFL	SACK	INT	PBU	FF	FR	QBH
Mercer		-DNP-								
San Jose State		-DNP-								
Penn State		-DNP-								
Missouri	0	0	0	0.0	0.0	0	0	0	0	0
LSU	0	0	0	0.0	0.0	0	0	0	0	0
Georgia		-DNP-								
Ole Miss		-DNP-								
Arkansas	1	0	1	0.0	0.0	0	0	0	0	0
Mississippi State		-DNP-								
Texas A&M		-DNP-								
Western Kentucky	2	1	3	0.0	0.0	0	0	0	0	0
Alabama		-DNP-								

2023

Opponent	Solo	Ast	Total	TFL	SACK	INT	PBU	FF	FR	QBH
Massachusetts	0	0	0	0.0	0.0	0	0	0	0	0
Cal		-DNP-								
Samford		-DNP-								
Texas A&M	0	0	0	0.0	0.0	0	0	0	0	0
Georgia	0	0	0	0.0	0.0	0	0	0	0	0
LSU		-DNP-								
Ole Miss		-DNP-								
Mississippi State		-DNP-								
Vanderbilt		-DNP-								
Arkansas		-DNP-								
New Mexico State		-DNP-								
Alabama		-DNP-								
Maryland		-DNP-								

2024

Opponent	Solo	Ast	Total	TFL	SACK	INT	PBU	FF	FR	QBH
Alabama A&M	3	1	4	1.0	0.0	0	1	0	0	0
Cal		-DNP-								
New Mexico	2	1	3	0.0	0.0	0	0	0	0	0
Arkansas	2	0	2	0.0	0.0	0	0	0	0	0
Oklahoma	0	1	1	0.0	0.0	0	0	0	0	0
Georgia	2	0	2	0.0	0.0	0	0	0	0	0
Missouri	1	0	1	0.0	0.0	0	0	0	0	0
Kentucky	1	0	1	0.0	0.0	0	0	0	0	0
Vanderbilt	0	0	0	0.0	0.0	0	0	0	0	0
ULM	2	0	2	2.0	0.0	0	0	0	0	0
Texas A&M		-DNP-								
Alabama	0	1	1	0.0	0.0	0	0	0	0	0

2025

Opponent	Solo	Ast	Total	TFL	SACK	INT	PBU	FF	FR	QBH
Baylor[1]	3	0	3	2.0	1.0	0	0	0	0	0
Ball State	0	1	1	0.0	0.0	0	0	0	0	0
South Alabama[2]	5	0	5	0.0	0.0	0	0	0	0	0
Oklahoma[3]	1	4	5	0.0	0.0	0	0	0	0	0
Texas A&M[4]	7	3	9	0.0	0.0	0	0	0	0	0
Georgia[5]	3	1	4	1.0	1.0	0	0	0	0	0
Missouri[6]	9	2	11	***4.0***	0.0	0	0	0	0	0
Arkansas[7]	4	2	6	0.0	0.0	0	0	0	0	0
Kentucky[8]	4	1	5	0.0	0.0	0	0	0	0	0
Vanderbilt[9]	3	4	7	0.0	00	0	1	0	0	0
Mercer[10]	7	1	8	0.0	0.0	0	0	0	0	0
Alabama[11]	2	1	3	0.0	0.0	0	0	0	0	0

2026

Opponent	Solo	Ast	Total	TFL	SACK	INT	PBU	FF	FR	QBH
UAPB[12]	2	0	2	0.0	0.0	0	0	0	0	0
Kansas[13]	3	8	11	0.0	0.0	***1***	0	***1***	***1***	***1***
Troy[14]	1	4	5	0.5	0.0	0	0	0	0	0
Mississippi State[15]	***2***	***11***	***13***	0.0	0.0	0	0	0	0	0
Florida[16]	1	5	6	2.0	0.0	0	0	0	0	0
Texas A&M[17]	1	6	7	0.0	0.0	0	0	0	0	0
Ole Miss[18]	1	0	1	0.0	0.0	0	0	0	0	0
Arkansas[19]	0	2	2	0.0	0.0	0	1	0	0	0
Texas[20]	1	4	5	0.5	0.0	0	0	0	0	0
Georgia[21]	2	8	10	0.0	0.0	0	0	1	0	0
Kentucky										
Oklahoma										

CAREER	G/GS	SOLO	AST	TOT	TFL	SACK	INT	PBU	FF	FR	QBH
2022*	4/0	3	1	4	0.0	0.0	0	0	0	0	0
2023*	3/0	0	0	0	0.0	0.0	0	0	0	0	0
2024*	10/0	13	4	17	3.0	0.0	0	1	0	0	0
2025	12/11	47	20	67	7.0	2.0	0	1	0	0	0
2026	10/10	14	50	64	3.0	0.0	1	1	2	1	1
TOTAL	**39/21**	**77**	**75**	**152**	**13.5**	**2.0**	**1**	**3**	**2**	**1**	**1**



5 MATT ZOLLERS QB

Sophomore | Royersford, Pa. | Spring-Ford HS

Year-By-Year

2025

Opponent	C-A	Pct.	Yds	TD-INT	Lg	Rush	Yds	Lg	TD
Central Arkansas	3-3	1.000	58	1-0	***40***	0	0	0	0
Kansas		-DNP-							
Louisiana	2-2	1.000	5	0-0	9	1	-4	-4	0
South Carolina		-DNP-							
Massachusetts	1-1	1.000	12	0-0	12	1	4	4	0
Alabama		-DNP-							
Auburn	0-0	-	0	0-0	0	0	0	0	0
Vanderbilt	***14-23***	***.609***	***138***	1-0	36	4	4	6	0
Texas A&M[1]	7-22	.318	77	0-0	34	3	-14	5	0
Mississippi State[2]	8-15	.533	112	***2***-1	34	2	-22	-	0
Oklahoma		-DNP-							
Arkansas		-DNP-							
Virginia[3]	12-22	.545	101	0-1	24	5	9	5	0

2026

Opponent	C-A	Pct.	Yds	TD-INT	Lg	Rush	Yds	Lg	TD
UAPB	8-12	.667	87	0-0	29	6	26	9	1
Kansas	0-1	.000	0	0-0	0	0	0	0	0
Troy		-DNP-							
Mississippi State		-DNP-							
Florida		-DNP-							
Texas A&M		-DNP-							
Ole Miss		-DNP-							
Arkansas		-DNP-							
Texas	0-1	.000	0	0-0	0	0	0	0	0
Georgia	1-4	.250	9	0-0	9	1	2	2	0
Kentucky									
Oklahoma									

CAREER	G/GS	COMP-ATT-INT	YDS	COMP PCT	TD	LG
2025*	8/3	47-88-2	503	.534	4	40
2026	4/0	9-18-0	96	.500	0	29
TOTAL	**12/3**	**56-106-1**	**599**	**.528**	**4**	**40**

CAREER	G/GS	RUSH	YDS	AVG	TD	LG
2025*	8/3	16	-23	-1.4	0	6
2026	4/0	7	28	4.0	1	9
TOTAL	**12/3**	**23**	**5**	**0.2**	**1**	**9**