LOUISVILLE FOOTBALL



2016 HEISMAN TROPHY WINNER | 28 BOWL APPEARANCES | 45 ALL-AMERICANS | 142 NFL DRAFT PICKS

2026 SCHEDULE

vs. #9/10 OLE MISS	L, 38-41
Sept. 6 | Nashville, Tenn. | 7:30 p.m.	
VILLANOVA	W, 59-13
Sept. 11 | L&N STADIUM | 7:00 p.m.	
#16/16 SMU *	W, 41-31
Sept. 19 | L&N STADIUM | 3:30 p.m.	
WAKE FOREST *	L, 27-30
Sept. 26 | L&N STADIUM | 12:00 p.m.	
at NC State *	L, 28-31
Oct. 3 | Raleigh, N.C. | 3:30 p.m.	
FLORIDA STATE *	W, 44-20
Oct. 9 | L&N STADIUM | 7:00 p.m.	
at Syracuse *	W, 34-26
Oct. 17 | Syracuse, N.Y. | 7:30 p.m.	
STANFORD *	W, 52-24
Oct. 31 | L&N STADIUM | 3:15 p.m.	
at Georgia Tech *	W, 44-17
Nov. 7 | Atlanta, Ga. | 7:30 p.m.	
at North Carolina *	W, 16-14
Nov. 14 | Chapel Hill, N.C. | 7:00 p.m.	
PITT *	W, 42-10
Nov. 21 | L&N STADIUM | 7:30 p.m.	
at #25/RV Kentucky (ESPN2)	
Nov. 28 | Lexington, Ky. | 12:00 p.m.	

INSIDE THE NOTES

Media Info 2
Rosters 3
Pronunciations 5
Coaching Staff 6
Jeff Brohm 7
Inside the Matchup 8
Team Notes 9
AP / Coaches Polls 10
2026 Honors 11
Transfer Class 12
Pro Cards 13
Academics 14
L&N Stadium 14
ACC / Opponent Info 15
Starting Lineups 17
Notable Players 18
Game Summaries 20
The Last Time 26
Statistics 29
Player Stats 57

GAME 12

NOVEMBER 28 | KROGER FIELD | LEXINGTON, KY

#18/18 LOUISVILLE CARDINALS

8-3 | 7-2 ACC

Head Coach: Jeff Brohm
Record at UofL: 36-15 (.706) // 4th year
Career Record: 102-59 (.634) // 13th year

at

#25/RV KENTUCKY WILDCATS

7-4 | 5-4 SEC

Head Coach: Will Stein
Record at UK: 7-4 (.636) // 1st year
Career Record: same

BROADCAST INFORMATION

TELEVISION
ESPN2
PxP: Jay Alter
Analyst: Tom Luginbill
Sideline: Lauren Sisler

RADIO
93.9 The Ville / 970 WGTK
PxP: Paul Rogers
Analyst: Craig Swabek
Sideline: William McDermott

THE OPENING DRIVE

» The University of Louisville football team heads to Lexington to take on Kentucky in the annual Battle for the Governor's Cup on Saturday at noon ET. The game will be televised on ESPN2 with radio coverage available on 93.9 The Ville and 970 WGTK.

» Louisville extended its winning streak to six after a dominant 42-10 showing against Pitt on Saturday, led by an outstanding defensive performance and a career-best five touchdown passes from Lincoln Kienholz.

» Tre Richardson and Lawayne McCoy became the first UofL duo to have multiple receiving TDs in the same game since Damien Copeland and Kai De La Cruz against Ohio in 2013.

» A win on Saturday would give the Cardinals their first seven game winning streak inside a single season since beginning the 2012 campaign with nine consecutive wins.

» Saturday's Governor's Cup will be the first with both teams ranked in a major poll, with the Cards at No. 18 and Kentucky at No. 25 in the coaches poll.



KROGER FIELD • LEXINGTON, KY.
Opened: 1973
Capacity: 61,000
Louisville Record: 11-6

NOTABLE NUMBERS

150 Louisville limited Pitt to just 150 yards, its lowest offensive output since 2011 and lowest in conference play since 1998.

The Louisville defense now has 21 takeaways after four more against Pitt, the most in the ACC. **21**

9 Louisville is one win away from its fourth straight nine-win season, which has only happened once previously (2003-06).

The Cardinals have scored 41 points in consecutive Governor's Cups, including a 41-0 victory in the 2025 matchup. **41**

13 The Louisville defense has allowed 10 points or less in 13 of the 22 halves of football they've played this season.

MEDIA SCHEDULE: KENTUCKY WEEK

23 MON.
Jeff Brohm
Week 13 Press Conference

11:00 a.m. ET

-Jeff Brohm
-Assistant Coach

24 TUE.
Post Practice
Media Availability

Approx. 6:00 p.m. ET
-Select SAs via Teams

25 WED.
Coaches Show
7:00 p.m. ET
93.9 The Ville
970 WGTK

Roosters - Fern Creek

26 THU.
HAPPY THANKSGIVING!

NO MEDIA

27 FRI.
NO MEDIA

28 SAT.
Game #12

Louisville at Kentucky

12:00 p.m. ET
ESPN2

Postgame
-Jeff Brohm
-Select SAs

29 SUN.
NO MEDIA

QUICK FACTS

UNIVERSITY
Location: Louisville, Ky.
Founded: 1798
Enrollment: 25,000
Nickname: Cardinals
Colors: Red & Black
Conference: Atlantic Coast Conference
Affiliation: NCAA Division I
President: Dr. Gerry Bradley
Director of Athletics: Josh Heird
Faculty Representative: Krista Wallace-Boaz

PROGRAM HISTORY
First Year of Football: 1912
All-Time Record: 577-507-17
ACC Record: 60-47
Bowl Record: 14-13-1
Conference Championships: 9
- MVC - 1970, 1972
- CUSA - 2000, 2001, 2004
- Big East - 2006, 2011, 2012
- ACC - 2016 (Atlantic)

TEAM FACTS
2025 Overall Record: 9-4
2025 ACC Record / Finish: 4-4 / T-7th
2025 Postseason: Def. Toledo 27-22, Boca Raton Bowl
2025 Final Rankings: AP: NR | CP: NR | CFP: NR
Offensive Starters Returning / Lost: 4 / 7
Defensive Starters Returning / Lost: 4 / 7

L&N STADIUM
Opened: 1998
Capacity: 59,823
All-Time Record: 133-52 (.719)
Surface: FieldTurf

LOUISVILLE COMMUNICATIONS

STEPHEN WILLIAMS (Primary Football Contact)
Director of Strategic Communications
Cell.....502-544-0282
Email .....stephen@GoCards.com

MATT PARAS (Secondary Football Contact)
Assistant Director of Strategic Communications
Cell.....401-215-5656
Email .....paras@GoCards.com

KENNEDY KNISLEY (Tertiary Football Contact)
Assistant Director of Strategic Communications
Cell.....850-556-6461
Email .....kennedy@GoCards.com

ALYSSA SCONZO (Football Social Contact)
Assistant AD, Strategic Communications
Cell.....631-953-5463
Email .....alyssa@GoCards.com

CREDENTIAL REQUESTS

Media credentials can be requested by filling out the application at GoCards.com/FBcredentials.

Credentials are issued by University of Louisville Athletics for the purpose of providing access to an accredited individual who has a specific assignment from a legitimate media outlet or has been assigned a specific game service in connection with Louisville and has a legitimate working function in connection with the game.

Credentials will be issued on a game-by-game basis for the 2026 season. Each game must be individually requested throughout the season. The credential application will open Sunday of that game week then close two days before each game (i.e. EOD Wednesday for Friday games, EOD Thursday for Saturday games). The exception will be the home opener against Villanova, which we will provide a two-week window to apply.

Please contact Stephen Williams (stephen@GoCards.com) or Matt Paras (paras@GoCards.com) if you have questions.

Credentials will not be mailed. Credentials will be available for pickup at the media will-call window at Gate 7 on the West side of L&N Stadium on gameday. Media Will Call opens three hours prior to kickoff. You must have a valid driver license or government-issued photo ID to pick up your pass on gameday. There will be no exceptions.

WEEKLY PRESS CONFERENCE

Louisville head coach Jeff Brohm meets with the media each game week in the Defensive Team Meeting Room inside the Howard Schnellenberger Football Complex.

Press conferences will be held on Monday of each game week, with the exception of Week 2 against Villanova, which will be held on Tuesday. All weekly press conferences will begin at 11:00 a.m. ET.

A link to download the press conference will be emailed to members of the media each Monday afternoon. Email Stephen Williams (stephen@GoCards.com) to be placed on the distribution list.

JEFF BROHM RADIO SHOW

The Jeff Brohm Radio Show, presented by Colyer Law Firm, returns for its fourth season with 12 shows scheduled throughout the 2025 season.

All 12 shows will be broadcast live on 93.9 The Ville and 970 WGTK from 7:00-8:00 p.m. ET.

The shows will originate from the Fern Creek location of Roosters located at 5338 Bardstown Road and will be hosted by the Voice of the Cards Paul Rogers.

Wednesday, Sept. 2
Tuesday, Sept. 8
Wednesday, Sept. 16
Wednesday, Sept. 23
Wednesday, Sept. 30
Tuesday, Oct. 6
Wednesday, Oct. 14
Tuesday, Oct. 27 (In Studio)
Tuesday, Nov. 3
Wednesday, Nov. 11 (In Studio)
Wednesday, Nov. 18
Wednesday, Nov. 25

collegepressbox
SINCE 2005 EVERYTHING BUT THE PREGAME MEAL

collegepressbox is the official media website for Division I football. Access and download game notes, quotes, statistics, media guides, headshots, logos and more for all FBS schools, conferences, postseason games, awards and the College Football Playoff. The site also includes archived CFP selection committee rankings, as well as quotes and audio files from CFP news conferences. For access, please register for an account at collegepressbox.com/register.

NUMERICAL ROSTER

NO	Name	POS	HT	WT	CL	Hometown / High School / Previous School
0	Tre Richardson	WR	5-10	175	Sr.	Topeka, Kan. / Highland Park / Vanderbilt
1	Isaac Brown	RB	5-9	190	Jr.	Miami, Fla. / Homestead
1	Jabari Mack	DB	6-1	185	5th	Jacksonville, Fla. / Fork Union Military / Jacksonville State
2	Demeco Kennedy	DL	6-3	305	Jr.	Lexington, Ky. / Fredrick Douglass / Purdue
2	TreyShun Hurry	WR	6-3	200	5th	Palmdale, Calif. / Paraclete / San Jose State
3	Tyler Thompson	DE/LB	6-5	245	Sr.	Cary, N.C. / Panther Creek / North Carolina
3	Lincoln Kienholz	QB	6-2	215	Sr.	Pierre, S.D. / T.F. Riggs / Ohio State
4	TJ Banks	DB	6-2	205	Jr.	Tuscaloosa, Ala. / Hillcrest / Mississippi
5	Koen Entringer	DB	6-2	215	5th	Ypsilanti, Mich. / Walled Lake Western / Iowa
5	Keyjuan Brown	RB	5-10	215	Sr.	Anniston, Ala. / South Atlanta
6	Stanquan Clark	LB	6-3	240	Sr.	Miami, Fla. / Miami Central
7	Lawayne McCoy	WR	6-1	180	Jr.	Miami Gardens, Fla. / Miami Central / Florida State
9	Antonio Watts	S/LB	6-2	225	5th	Columbus, Ga. / Carver
10	Kaleb Beasley	DB	6-1	200	Jr.	Nashville, Tenn. / Lipscomb / Tennessee
10	Briggs Cherry	QB	6-4	220	Fr.	Cookeville, Tenn. / Baylor School
11	T.J. Capers	LB	6-2	225	Sr.	Miami, Fla. / Columbus
11	Davin Wydner	QB	6-5	230	Sr.	Cocoa, Fla. / Cocoa / West Georgia
12	DJ Waller Jr.	DB	6-3	210	Jr.	Youngstown, Ohio / Chaney / Kentucky
13	Tayon Holloway	DB	6-1	190	5th	Virginia Beach, Va. / Green Run / North Carolina
14	Jackson Voth	WR	5-11	190	Jr.	Cheney, Kan. / Cheney / Drake
15	Julius Miles	TE	6-6	225	Fr.	Freeport, Fla. / Freeport
17	AJ Green	DE	6-6	260	Sr.	Atlanta, Ga. / Cedar Grove
17	Ryan Zimmerman	QB	6-6	225	Jr.	Carmel, Ind. / Guerin Catholic
18	Terrence McWilliams Jr.	WR	6-0	190	Sr.	Indianapolis, Ind. / North Central
19	Micah Carter	DL	6-6	265	Sr.	Louisville, Ky. / St. Xavier
19	Mason Fields	QB	6-4	220	Fr.	Villa Hills, Ky. / Dixie Heights
20	Antonio Harris	DB	6-0	185	So.	Louisville, Ky. / Male
21	Jaydin Broadnax	DB	6-3	190	Fr.	Delray Beach, Fla. / West Boca Raton
22	Lekhy Thompkins	RB	6-2	235	Fr.	Alamo, Tenn. / IMG Academy
23	Benjamin Perry	S/LB	6-3	215	5th	Chicago, Ill. / Hillcrest / UCLA
24	Marquise Davis	RB	6-0	215	Fr.	Cleveland, Ohio / Cleveland Heights / Missouri
25	Brycen Scott	DB	5-11	195	Jr.	Florence, S.C. / Wilson / Elon
26	Jordan Vann	DB	6-1	200	Fr.	Middletown, Ohio / Middletown
27	Myles Norwood	DB	6-2	190	5th	St. Louis, Mo. / Trinity Catholic / South Carolina
28	Santana Wilson	DB	6-0	180	Jr.	Scottsdale, Ariz. / Desert Mountain / Texas
29	Blake Ruffin	S/LB	6-3	205	5th	Louisville, Ky. / Trinity / Eastern Illinois
30	Taj Powell	LB	6-2	230	Fr.	Springfield, Ohio / Springfield
31	Micah Rice	DB	6-2	205	So.	Los Angeles, Calif. / North Oldham
32	Braxton Jennings	RB	5-11	200	So.	Ashland, Ky. / Ashland Blazer
33	Kris Brunson	DB	6-2	190	Fr.	Snellville, Ga. / Brookwood
34	Brady Ballart	LB	6-2	225	Fr.	Aurora, Ind. / South Dearborn
35	Carson Hilbert	K	6-3	215	So.	Louisville, Ky. / Trinity
36	Jacob Smith	LB	6-4	235	Jr.	Somerset, Ky. / Corbin / Kentucky
37	Anderson Mitchell	DB	6-2	190	Jr.	Lexington, Ky. / Lexington Christian Academy
38	Cam White	LB	6-1	235	So.	Tampa, Fla. / Armwood
39	Jordan Gervais	DB	5-10	175	Fr.	San Antonio, Texas / Sotomayor
40	Eric Hazzard	DL	6-3	260	So.	Nolensville, Tenn. / Fred J. Page
41	Caleb Matelau	LB	6-1	225	So.	Palmetto, Fla. / Manatee
42	Rhys Dorsey	WR	5-11	195	Fr.	Madison, Ala. / Bob Jones
43	Trent Carter	LB	6-3	225	Jr.	Jacksonville, Fla. / The Bolles School
44	Travis Egan	TE/QB	6-2	220	Sr.	Mt. Washington, Ky. / Bullitt East
45	Marlon Harbin	WR	6-0	200	Fr.	Louisville, Ky. / St. Xavier
47	Garion McPherson	DB	5-10	180	Fr.	Danville, Ky. / Boyle County

ALPHABETICAL ROSTER

NO	Name	POS
93	Bailey Abercrombie	DL
61	Gradey Anthony	OL
90	Hamilton Atkins	TE
48	Jacob Baker	P
34	Brady Ballart	LB
4	TJ Banks	DB
10	Kaleb Beasley	DB
21	Jaydin Broadnax	DB
1	Isaac Brown	RB
66	Johnnie Brown III	OL
5	Keyjuan Brown	RB
33	Kris Brunson	DB
11	T.J. Capers	LB
19	Micah Carter	DL
43	Trent Carter	LB
10	Briggs Cherry	QB
6	Stanquan Clark	LB
63	Bryten Close	OT
84	Payton Cook	WR
73	Ben Corhei	OL
56	Eryx Daugherty	OL
24	Marquise Davis	RB
97	Maurice Davis	DL
98	Sam Dawson	DL
81	Jakob Dixon	WR
95	Joshua Donald	DL
42	Rhys Dorsey	WR
78	Charlie Edgeworth	OL
44	Travis Egan	TE/QB
5	Koen Entringer	DB
19	Mason Fields	QB
80	Brody Foley	TE
39	Jordan Gervais	DB
67	James Glover-Tyson	OL
75	Cameron Gorin	OL
17	AJ Green	DL
45	Marlon Harbin	WR
20	Antonio Harris	DB
91	Niall Hayes	P
40	Eric Hazzard	DL
71	Cason Henry	OL
35	Carson Hilbert	PK
13	Tayon Holloway	DB
	Kris Hughes	WR
2	TreyShun Hurry	WR
57	Naeer Jackson	OL
32	Braxton Jennings	RB
62	Chris Jones Jr.	DL
49	DeVuan Jones	WR
54	Drew Kegebein	LS
98	Nick Keller	K
2	Demeco Kennedy	DL
3	Lincoln Kienholz	QB

NUMERICAL ROSTER

NO	Name	POS	HT	WT	CL	Hometown / High School / Previous School
48	Jacob Baker	P	6-2	215	Jr.	Corbin, Ky. / Corbin / Eastern Kentucky
49	DeVuan Jones	WR	5-8	175	So.	Indianapolis, Ind. / Valley
50	Clev Lubin	DE	6-3	260	5th	Suffern, N.Y. / Suffern / Coastal Carolina
51	Hayden Travelstead	LS	6-0	210	Sr.	Acworth, Ga. / North Paulding
52	Max Merz	OL	6-4	310	Fr.	Fort Thomas, Ky. / Highlands
52	Kalib Perry	LB	6-3	230	5th	Georgetown, Ky. / Great Crossing / Tennessee
53	Lance Robinson	OL	6-4	295	5th	Camilla, Ga. / Mitchell County / Houston
54	Drew Kegebein	LS	5-11	210	Fr.	Wheaton, Ill. / St. Francis
55	Jimmy Williams, III	OL	6-4	300	Jr.	Miami Gardens, Fla. / American Heritage
56	Eryx Daugherty	OL	6-4	310	Sr.	Troy, Mich. / Brother Rice / Boston College
57	Naeer Jackson	OL	6-6	310	5th	Philadelphia, Pa. / Miami Killian / FIU
58	Evan Wibberley	OL	6-5	305	5th	Edgewood, Ky. / Dixie Heights / Kentucky
59	Reece Sellers	DL	6-1	215	Fr.	Cheval, Fla. / Steinbrenner
61	Gradey Anthony	OL	6-5	300	So.	Goshen, Ky. / North Oldham
62	Chris Jones Jr.	DL	6-1	305	So.	Louisville, Ky. / Manual
63	Bryten Close	OL	6-5	300	Fr.	Taylor County, Ky. / Taylor County
65	Ellis McAdoo	OL	6-6	295	Jr.	Elmhurst, Ill. / St. Thomas More
66	Johnnie Brown III	OL	6-3	310	Sr.	Atlanta, Ga. / Parkview / Georgia Southern
67	James Glover-Tyson	OL	6-6	325	Sr.	Louisville, Ky. / DeSales
70	Anwar O'neal	OL	6-5	310	Sr.	Philadelphia, Pa. / Middletown / Delaware
71	Cason Henry	OL	6-6	300	5th	Atlanta, Ga. / Walton / South Carolina
72	Sam Secrest	OL	6-5	305	5th	Greenwood, Ind. / Roncalli / Houston
73	Ben Corhei	OL	6-5	300	Fr.	Naples, Fla. / Lowndes
74	Jarvis Strickland	OL	6-6	305	Fr.	Chattanooga, Tenn. / Paducah Tilghman
75	Cameron Gorin	OL	6-5	295	So.	Fishers, Ind. / Hamilton Southeastern
77	Ryan Manis	LS	6-1	220	Jr.	Wilmington, N.C. / Christian Academy / Liberty
78	Charlie Edgeworth	OL	6-7	320	Fr.	Chattanooga, Tenn. / Baylor School
80	Brody Foley	TE	6-6	260	5th	Cincinnati, Ohio / Anderson / Tulsa
81	Jakob Dixon	WR	6-4	215	Sr.	Louisville, Ky. / PRP / Eastern Kentucky
82	Montavin Quisenberry	WR	5-10	180	So.	Danville, Ky. / Boyle County / Kentucky
83	DJ Williams	WR	6-1	180	Fr.	Tampa, Fla. / Carrollwood Day School
84	Payton Cook	WR	6-1	190	Fr.	Akron, Ohio / Archbishop Hoban
85	Justyn Reid	TE	6-4	260	Sr.	Newnan, Ga. / Newnan / Tulane
86	Elizjah Lewis	WR	6-2	210	5th	Smyrna, Del. / Salisbury / Pace
87	Dylan Mesman	TE	6-5	240	Jr.	Saline, Mich. / Saline
88	Jaleel Skinner	TE	6-5	230	5th	Greer, S.C. / IMG Academy / Miami
89	Gavin Waddell	WR	6-0	180	Fr.	Raleigh, N.C. / Rolesville
90	Daylen Russell	DL	6-3	300	Jr.	Miami, Fla. / Columbus / Miami
90	Hamilton Atkins	TE	6-4	250	Jr.	Louisville, Ky. / St. Xavier
91	Niall Hayes	P	6-1	200	Fr.	Melbourne, Australia / Mentone Grammar
91	Keon Webb	DL	6-5	300	Jr.	Tampa, Fla. / Sumner / Gardin City CC
92	Garth White	K	6-3	205	5th	Westlake Village, Calif. / Oaks Christian / Rhode Island
93	Bailey Abercrombie	DL	6-3	300	So.	Birmingham, Ala. / Moody
94	Dillon Smith	DL	6-4	285	So.	Union, Ky. / Ryle
95	Joshua Donald	DL	6-2	305	5th	Durham, N.C. / C.E. Jordan / Houston
95	Bode Shoaps	P/K	5-10	175	Fr.	Granville, Ohio / Granville
96	Adam Winkenhofer	P	5-10	195	Jr.	Shepherdsville, Ky. / Bethlehem
96	Tommy Ziesmer	DL	6-2	300	Sr.	Danville, Ky. / Boyle / Eastern Kentucky
97	Maurice Davis	DL	6-4	250	So.	Albany, Ga. / Dougherty
98	Sam Dawson	DL	6-3	300	Fr.	Crestwood, Ky. / South Oldham
98	Nick Keller	K	6-1	200	5th	Hebron, Ky. / Conner
99	Jerod Smith II	DE	6-4	270	Jr.	Somerset, Ky. / Corbin / Kentucky
	Kris Hughes	WR	5-11	200	Sr.	Morganfield, Ky. / Union County

ALPHABETICAL ROSTER

NO	Name	POS
46	Elizjah Lewis	WR
50	Clev Lubin	DE
1	Jabari Mack	DB
77	Ryan Manis	LS
41	Caleb Matelau	LB
65	Ellis McAdoo	OL
7	Lawayne McCoy	WR
47	Garion McPherson	DB
18	Terrence McWilliams Jr.	WR
52	Max Merz	OL
87	Dylan Mesman	TE
15	Julius Miles	TE
37	Anderson Mitchell	DB
27	Myles Norwood	DB
70	Anwar O'neal	OL
23	Benjamin Perry	S/LB
52	Kalib Perry	LB
30	Taj Powell	LB
82	Montavin Quisenberry	WR
85	Justyn Reid	TE
31	Micah Rice	DB
0	Tre Richardson	WR
53	Lance Robinson	OL
29	Blake Ruffin	S/LB
90	Daylen Russell	DL
25	Brycen Scott	DB
72	Sam Secrest	OL
59	Reece Sellers	DL
95	Bode Shoaps	K/P
88	Jaleel Skinner	TE
94	Dillon Smith	DL
36	Jacob Smith	LB
99	Jerod Smith II	DE
74	Jarvis Strickland	OL
22	Lekhy Thompkins	RB
3	Tyler Thompson	DE/LB
51	Hayden Travelstead	LS
26	Jordan Vann	DB
86	Jackson Voth	WR
89	Gavin Waddell	WR
12	DJ Waller Jr.	DB
9	Antonio Watts	S/LB
91	Keon Webb	DL
38	Cam White	LB
92	Garth White	K
58	Evan Wibberley	OL
83	DJ Williams	WR
55	Jimmy Williams, III	OL
28	Santana Wilson	DB
96	Adam Winkenhofer	P
11	Davin Wydner	QB
96	Tommy Ziesmer	DL
17	Ryan Zimmerman	QB

ROSTER BREAKDOWN

» Kentucky (30)
Gradey Anthony - Goshen
Hamilton Atkins - Louisville
Jacob Baker - Corbin
Micah Carter - Louisville
Bryten Close - Taylor County
Sam Dawson - Crestwood
Jakob Dixon - Louisville
Travis Egan - Mt. Washington
Mason Fields - Villa Hills
James Glover-Tyson - Louisville
Marlon Harbin - Louisville
Antonio Harris - Louisville
Carson Hilbert - Louisville
Kris Hughes - Morganfield
Braxton Jennings - Ashland
Chris Jones Jr. - Louisville
Nick Keller - Hebron
Demeco Kennedy - Lexington
Garion McPherson - Danville
Max Merz - Fort Thomas
Anderson Mitchell - Lexington
Kalib Perry - Georgetown
Montavin Quisenberry - Danville
Blake Ruffin - Louisville
Dillon Smith - Union
Jacob Smith - Somerset
Jerod Smith II - Somerset
Evan Wibberley - Edgewood
Adam Winkenhofer - Shepherdsville
Tommy Ziesmer - Danville

» Florida (17)
Jaydin Broadnax - Delray Beach
Isaac Brown - Miami
T.J. Capers - Miami
Trent Carter - Jacksonville
Stanquan Clark - Miami
Ben Corhei - Naples
Jabari Mack - Jacksonville
Caleb Matelau - Palmetto
Lawayne McCoy - Miami Gardens
Julius Miles - Freeport
Daylen Russell - Miami
Reece Sellers - Cheval
Keon Webb - Tampa
Cam White - Tampa
DJ Williams - Tampa
Jimmy Williams III - Miami Gardens
Davin Wydner - Cocoa

» Georgia (9)
Johnnie Brown III - Atlanta
Kris Brunson - Snellville
Maurice Davis - Albany
AJ Green - Atlanta
Cason Henry - Atlanta
Justyn Reid - Newnan
Lance Robinson - Camilla
Hayden Travelstead - Acworth
Antonio Watts - Columbus

» Ohio (7)
Payton Cook - Akron
Marquise Davis - Cleveland
Brody Foley - Cincinnati
Taj Powell - Springfield
Bode Shoops - Granville
Jordan Vann - Middletown
DJ Waller Jr. - Youngstown

» Indiana (6)
Brady Ballart - Aurora
Cameron Gorin - Fishers
DeVuan Jones - Indianapolis
Terrence McWilliams Jr. - Indianapolis
Sam Secrest - Greenwood
Ryan Zimmerman - Carmel

» Tennessee (6)
Kaleb Beasley - Nashville
Briggs Cherry - Cookeville
Charlie Edgeworth - Chattanooga
Eric Hazzard - Nolensville
Jarvis Strickland - Chattanooga
Lekhy Thompkins - Alamo

» Alabama (4)
Bailey Abercrombie - Birmingham
TJ Banks - Tuscaloosa
Keyjuan Brown - Anniston
Rhys Dorsey - Madison

» North Carolina (4)
Joshua Donald - Durham
Ryan Manis - Wilmington
Tyler Thompson - Cary
Gavin Waddell - Raleigh

» California (3)
TreyShun Hurry - Palmdale
Micah Rice - Los Angeles
Garth White - Westlake Village

» Illinois (3)
Drew Kegebein - Elburn
Ellis McAdoo - Elmhurst
Benjamin Perry - Chicago

» Michigan (3)
Eryx Daugherty - Troy
Koen Entringer - Ypsilanti
Dylan Mesman - Saline

» Kansas (2)
Tre Richardson - Topeka
Jackson Both - Cheney

» Pennsylvania (2)
Naeer Jackson - Philadelphia
Anwar O'neal - Philadelphia

» South Carolina (2)
Brycen Scott - Florence
Jaleel Skinner - Greer

» Arizona (1)
Santana Wilson - Scottsdale

» Delaware (1)
Elizjah Lewis - Smyrna

» Missouri (1)
Myles Norwood - St. Louis

» New York (1)
Clev Lubin - Suffern

» South Dakota (1)
Lincoln Kienholz - Pierre

» Texas (1)
Jordan Gervais - San Antonio

» Virginia (1)
Tayon Holloway - Virginia Beach

» Australia (1)
Niall Hayes - Melbourne

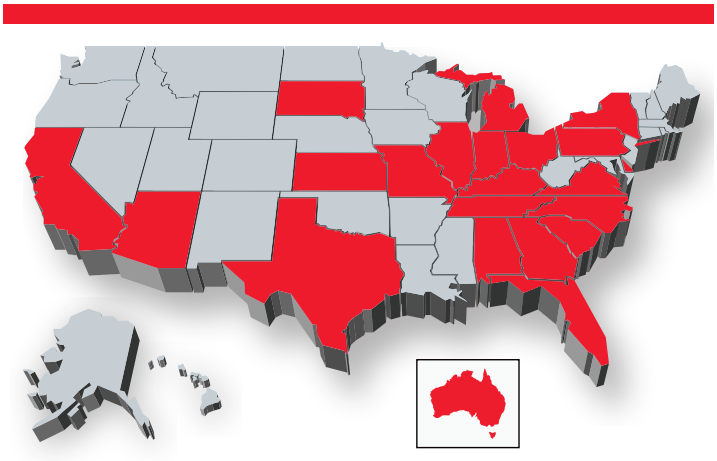

PRONUNCIATION GUIDE

Bailey Abercrombie	AB-er-CROM-bee
Brady Ballart	BAL (rhymes with pal)-lert
Keyjuan Brown	KEE-wahn
T.J. Capers	KAY-pers
Ben Corhei	CORE-hay
Eryx Daugherty	AIR-ix DORE-it-TEE
Marquise Davis	mar-KEESE
Rhys Dorsey	Reece
Travis Egan	EE-gun
Koen Entringer	KO-in in-TRING-er
Jordan Gervais	JER-vase
Cameron Gorin	GORE-in
Niall Hayes	Nile
Cason Henry	CASE-in
Tayon Holloway	TAY-on
Naeer Jackson	NYE-ear
DeVuan Jones	duh-VONN
Drew Kegebein	KEG-uh-BINE
Demeco Kennedy	duh-ME-coh
Lincoln Kienholtz	KEEN-holtz
Elizjah Lewis	Elijah
Clev Lubin	LOO-bin
Ryan Manis	MAN-iss
Caleb Matelau	MAH-tay-LAU
Garion McPherson	GARE-ee-ON
Dylan Mesman	MESS-men
Anwar O'neal	AN-war (rhymes with star)
Kalib Perry	Caleb
Montavin Quisenberry	mahn-TAY-vee-in
Justyn Reid	Justin
Tre Richardson	TRAY
Sam Secrest	SEE-crest
Bode Shoops	BO-dee
Jaleel Skinner	juh-LEEL
Jerod Smith	juh-ROD
Lekhy Thompkins	luh-KYE
Jackson Voth	rhymes with both
Gavin Waddell	wah-DELL
Evan Wibberley	WIBB-er-LEE
Adam Winkenhofer	WINK-in-HOFF-er
Davin Wydner	WIDE-ner
Tommy Ziesmer	ZEES-mer

COACHING STAFF



JEFF BROHM
Head Coach



BRIAN BROHM
Offensive Coordinator
Quarterbacks



STEVE ELLIS
Co-Defensive Coordinator
Cornerbacks



MARK IVEY
Co-Defensive Coordinator
Defensive Line



CHRIS BARCLAY
Run Game Coordinator
Running Backs



DEION BRANCH
Wide Receivers



KARL MASLOWSKI
Special Teams Coordinator
Assistant Linebackers



JONTAVIUS MORRIS
Defensive Tackles



ADAM MUELLER
Linebackers



PAUL PETRINO
Tight Ends



BRANDON SHARP
Safeties



DALE WILLIAMS
Offensive Line

SUPPORT STAFF

COACHING ASSISTANTS
David Elson ..... Defensive Assistant
Derrick Jackson ..... Defensive Assistant
Stu Holt ..... Special Teams Assistant
Mason Petrino ..... Quality Control Specialist
Brian Reader ..... Quality Control Specialist
Mark Sander ..... Quality Control Specialist
Will Bramel ..... Graduate Assistant
Kieren Douglas ..... Graduate Assistant
Brentton Ervin ..... Graduate Assistant

OPERATIONS
Greg Brohm ..... Chief of Staff
Robyn Mattingly ... Football Operations Coordinator
Anna Williams ..... Football Operations Coordinator
Denise Murphy .. Executive Administrative Associate
Vicky Nugent ..... Financial Coordinator

SPORTS MEDICINE
Shawn Love ..... Director of Sports Medicine
Chris Hauler ..... Associate Athletic Trainer
Ryan Petrossi ..... Assistant Athletic Trainer
Steven Soto ..... Assistant Athletic Trainer
Daniel Thyren ..... Assistant Athletic Trainer
Asha Rogers. Sports Rehab Specialist, Asst ATC/PT

SPORTS PERFORMANCE
Domenic Reno ..... Head Strength Coach
Geoff Stanford ..... Associate Strength Coach
Brandon Pringle ..... Associate Strength Coach
Brison Manor ..... Assistant Strength Coach
Clarence Yancey ..... Assistant Strength Coach

NUTRITION
Danielle Jones ..... Director of Football Nutrition

RECRUITING & PLAYER PERSONNEL
Vince Marrow .. Exec. Director of Football Personnel and Recruiting
Chase Heuke ..... Director of Recruiting
Me'Leick Miles ..... Athletic Recruiting Specialist
Nate Dennison ..... Director of Scouting
Mel Mills ..... Director of Player Personnel

EQUIPMENT
Ed Connell ..... Director of Equipment Operations
Adam Williams .... Associate Dir. of Equipment Ops

TEAM VIDEO
Alec Pezuti ..... Video Coordinator
Andrew Weihe ..... Assistant Video Coordinator

CREATIVE CONTENT
Max Curran ..... Creative Producer
Tania Juarez ..... Creative Assistant
Branden Whitley ..... Graphic Designer



4th season at Louisville
13th season as a head coach

Hometown: Louisville, Ky.
Education: Louisville (1993)
Wife: Jennifer
Children: Brady & Brooke
Birthdate: April 24, 1971

COACHING HISTORY

2023-	Louisville	Head Coach
2017-22	Purdue	Head Coach
2014-16	Western Kentucky	Head Coach
2013	WKU	Assistant Head Coach/OC/QB
2012	UAB	Offensive Coordinator/QB
2010-11	Illinois	Quarterbacks
2009	Florida Atlantic	Quarterbacks
2008	Louisville	Assistant Head Coach/OC
2007	Louisville	Assistant Head Coach/QB
2003-06	Louisville	Quarterbacks
2002	Louisville Fire (af2)	Head Coach

CAREER RECORD

	School	Overall	Conference
2014	Western KY	8-5	4-4
2015	Western KY	12-2	8-0
2016	Western KY	10-3	7-1
2017	Purdue	7-6	4-5
2018	Purdue	6-7	5-4
2019	Purdue	4-8	3-6
2020	Purdue	2-4	2-4
2021	Purdue	9-4	6-3
2022	Purdue	8-5	6-3
2023	Louisville	10-4	7-1
2024	Louisville	9-4	5-3
2025	Louisville	9-4	4-4
2026	Louisville	8-3	7-2
Overall	13 seasons	102-59	68-40
	4 seasons	36-15	23-10
	6 seasons	36-34	26-25
	3 seasons	30-10	19-5

HEAD COACH JEFF BROHM

» Jeff Brohm was named Louisville's 24th full-time head coach on Dec. 8, 2022

» Brohm posted a 28-12 record over his first three seasons at Louisville

» The 2026 season marks Brohm's 13th year as a head coach, starting the season just six wins shy of 100 at 94-56

» Brohm became the second coach in school history to win nine or more games in three-straight seasons

» Brohm was the first coach in NCAA history to guide two different programs to conference championship game appearances in consecutive seasons

TEAM ACCOMPLISHMENTS

» He owns five wins over Top 25 opponents during his Louisville tenure, including a 24-21 win at No. 2 Miami in 2025

» Led Louisville to its first-ever ACC Championship appearance in 2023

» Took Purdue to the Big Ten Championship game in 2022, his final year in West Lafayette

» Teams have played in a bowl game in 10 of his 12 seasons as a head coach – WKU (2014, 2015, 2016), Purdue (2017, 2018, 2021, 2022), Louisville (2023, 2024, 2025)

PLAYER ACCOMPLISHMENTS

» 27 NFL Draft picks, 8 at Louisville

» 15 All-America selections, 3 at Louisville

» 60 All-Conference selections, 19 at Louisville

MILESTONE VICTORIES

» 1 – Aug. 29, 2014 vs. Bowling Green (59-31)

» 25 – Oct. 22, 2016 vs. Old Dominion (59-24)

» 50 – Oct. 31, 2020 at Illinois (31-24)

» 75 – Nov. 4, 2023 vs. Virginia Tech (34-3)

» 100 – Nov. 7, 2026 at Georgia Tech (44-17)

OPPONENT	W-L	H	A	N
Alabama	0-1	0-0	0-1	0-0
Arizona	1-0	0-0	0-0	1-0
Army	1-0	1-0	0-0	0-0
Auburn	0-1	0-0	0-0	0-1
Austin Peay	1-0	1-0	0-0	0-0
Boston College	4-0	3-0	1-0	0-0
Bowling Green	2-0	2-0	0-0	0-0
Cal	0-1	0-1	0-0	0-0
Central Michigan	1-0	0-0	0-0	1-0
Clemson	1-1	0-1	1-0	0-0
Connecticut	1-0	0-0	1-0	0-0
Duke	1-0	1-0	0-0	0-0
Eastern Kentucky	1-0	1-0	0-0	0-0
Eastern Michigan	0-1	0-1	0-0	0-0
FAU	3-1	2-0	1-1	0-0
FIU	2-0	1-0	1-0	0-0
Florida State	1-1	1-0	0-0	0-1
Georgia Tech	3-0	1-0	2-0	0-0
Houston Baptist	1-0	1-0	0-0	0-0
Illinois	5-2	2-1	3-1	0-0
Indiana	5-2	2-1	2-1	1-0
Indiana State	1-0	1-0	0-0	0-0
Iowa	4-2	2-1	2-1	0-0
Jacksonville State	1-0	1-0	0-0	0-0
James Madison	1-0	1-0	0-0	0-0
Kentucky	2-1	1-1	1-0	0-0
Louisiana Tech	2-2	2-0	0-2	0-0
Louisville	0-1	0-0	0-0	0-1
LSU	0-1	0-0	0-1	0-0
Marshall	3-0	1-0	2-0	0-0
Maryland	2-0	1-0	1-0	0-0
Miami (Fla.)	2-1	0-1	2-0	0-0
Miami (Ohio)	2-0	1-0	1-0	0-0
Michigan	0-2	0-1	0-0	0-1
Michigan State	1-1	1-0	0-1	0-0
Middle Tennessee	2-1	1-0	1-1	0-0
Minnesota	2-4	1-2	1-2	0-0
Mississippi	0-1	0-0	0-0	0-1
Missouri	1-1	0-1	1-0	0-0
Murray State	1-0	1-0	0-0	0-0
Navy	1-0	0-0	1-0	0-0
Nebraska	4-2	2-2	2-0	0-0
Nevada	0-1	0-0	0-1	0-0
North Carolina	1-0	0-0	1-0	0-0
North Carolina State	1-1	0-0	1-1	0-0
North Texas	2-0	1-0	1-0	0-0
Northwestern	3-3	1-2	2-1	0-0
Notre Dame	1-2	1-0	0-2	0-0
Ohio	1-0	1-0	0-0	0-0
Ohio State	1-1	1-0	0-1	0-0
Old Dominion	3-0	2-0	1-0	0-0
Oregon State	1-0	1-0	0-0	0-0
Penn State	0-2	0-1	0-1	0-0
Pitt	3-1	2-0	1-1	0-0
Rice	2-0	1-0	1-0	0-0
Rutgers	0-2	0-1	0-1	0-0
SMU	1-2	1-1	0-1	0-0
Southern Miss	1-0	1-0	0-0	0-0
Stanford	1-1	1-0	0-1	0-0
Syracuse	1-1	0-0	1-1	0-0
TCU	0-1	0-1	0-0	0-0
Tennessee	1-0	0-0	0-0	1-0
Toledo	1-0	0-0	0-0	1-0
UAB	0-1	0-1	0-0	0-0
USC	0-1	0-0	0-0	0-1
USF	1-0	0-0	0-0	1-0
UTEP	1-0	1-0	0-0	0-0
UTSA	1-0	1-0	0-0	0-0
Vanderbilt	2-1	1-1	1-0	0-0
Villanova	1-0	1-0	0-0	0-0
Virginia	2-1	1-1	1-0	0-0
Virginia Tech	2-0	1-0	1-0	0-0
Wake Forest	0-1	0-1	0-0	0-0
Washington	1-0	0-0	0-0	1-0
Wisconsin	0-5	0-2	0-3	0-0
Overall	102-59	56-26	39-27	7-6

SERIES HISTORY



KENTUCKY

17-20 OVERALL • 6-10 HOME • 11-10 AWAY • 0-0 NEUTRAL

Oct. 26, 1912 (A)	Lexington, Ky.	L, 0-41
Nov. 22, 1913 (H)	Louisville, Ky.	L, 0-20
Nov. 14, 1914 (A)	Lexington, Ky.	L, 0-42
Nov. 6, 1915 (H)	Louisville, Ky.	L, 0-15
Oct. 14, 1922 (A)	Lexington, Ky.	L, 0-73
Oct. 4, 1924 (H)	Louisville, Ky.	L, 0-29
Sept. 3, 1994 (A)	Lexington, Ky.	L, 14-20
Sept. 2, 1995 (A)	Lexington, Ky.	W, 13-10
Aug. 31, 1996 (A)	Lexington, Ky.	W, 38-14
Aug. 30, 1997 (A)	Lexington, Ky.	L, 24-38
Sept. 5, 1998 (H)	Louisville, Ky.	L, 34-68
Sept. 4, 1999 (A)	Lexington, Ky.	W, 56-28
Sept. 2, 2000 (H)	Louisville, Ky.	W (OT), 40-34
Sept. 1, 2001 (A)	Lexington, Ky.	W, 36-10
Sept. 1, 2002 (H)	Louisville, Ky.	L, 17-22
Aug. 31, 2003 (A)	Lexington, Ky.	W, 40-24
Sept. 5, 2004 (H)	Louisville, Ky.	W, 28-0
Sept. 4, 2005 (A)	Lexington, Ky.	W, 31-24
Sept. 3, 2006 (H)	Louisville, Ky.	W, 59-28
Sept. 15, 2007 (A)	Lexington, Ky.	L, 34-40
Aug. 31, 2008 (H)	Louisville, Ky.	L, 2-27
Sept. 19, 2009 (A)	Lexington, Ky.	L, 27-31
Sept. 4, 2010 (H)	Louisville, Ky.	L, 16-23
Sept. 17, 2011 (A)	Lexington, Ky.	W, 24-17
Sept. 2, 2012 (H)	Louisville, Ky.	W, 32-14
Sept. 14, 2013 (A)	Lexington, Ky.	W, 27-13
Nov. 29, 2014 (H)	Louisville, Ky.	W, 44-40
Nov. 28, 2015 (A)	Lexington, Ky.	W, 38-24
Nov. 26, 2016 (H)	Louisville, Ky.	L, 38-41
Nov. 25, 2017 (A)	Lexington, Ky.	W, 44-17
Nov. 24, 2018 (H)	Louisville, Ky.	L, 10-56
Nov. 30, 2019 (A)	Lexington, Ky.	L, 13-45
Nov. 27, 2021 (H)	Louisville, Ky.	L, 21-52
Nov. 26, 2022 (A)	Lexington, Ky.	L, 13-26
Nov. 25, 2023 (H)	Louisville, Ky.	L, 31-38
Nov. 30, 2024 (A)	Lexington, Ky.	W, 41-14
Nov. 29, 2025 (H)	Louisville, Ky.	W, 41-0

SERIES NOTES

INSIDE THE SERIES

» Louisville and Kentucky have met 37 times previously with the Wildcats holding a 20-17 edge. However, since the Battle for the Governor's Cup started in 1994, the Cardinals lead the series 17-14.

» The Cardinals have won back-to-back games in the series, defeating Kentucky 41-14 in 2024 and then blanking the Wildcats, 41-0, last season.

» Louisville is 11-6 all-time at Kroger Field, including the 41-14 victory in Lexington in 2024.

» Last year's 41-0 victory was just the second time either side had been shut out since the Battle for the Governor's Cup started – also done by Louisville, 28-0, in 2004.

LOUISVILLE-KENTUCKY CONNECTIONS

» Louisville has six players on its roster that spent time at Kentucky, all of which are in their first season as Cardinals – Montavin Quisenberry, Jacob Smith, Jerod Smith, DJ Waller, Evan Wibberley and Tommy Zeismer. That group has combined to make 15 starts this season.

» Kentucky head coach Will Stein played quarterback at Louisville from 2009-12, playing in 26 career games across four seasons. He then joined the Louisville coaching staff from 2013-14 as a graduate assistant and then quality control coach.

» UK tight ends coach Justin Burke (2009-10) played two seasons at quarterback for the Cards, with eight starts in 13 career games. Burke then spent two seasons as a graduate assistant and one in quality control.

» Kentucky running backs coach Kolby Smith (2003-06) played four seasons at Louisville, logging nearly 2,500 all-purpose yards and 20 touchdowns before being selected by the Kansas City Chiefs in the fifth round of the 2007 NFL Draft. Smith later worked as Louisville's running backs coach from 2014-18.

» Keith Towbridge (2013-16) played four seasons at UofL and is now Kentucky's assistant running backs coach. Towbridge caught 21 passes in his Louisville career with three touchdowns.

» Kentucky passing game coordinator Andrew Coverdale spent the previous two seasons as a senior offensive analyst at Louisville.

» Kentucky wide receiver Brock Coffman began his collegiate career at Louisville in 2025. Coffman appeared in two games as a freshman.

THE MATCHUP: BY THE NUMBERS

CATEGORY	CARDS	FBS	ACC	UK	FBS	SEC
Scoring Offense	38.6	8	3	27.0	76	11
Total Offense	462.8	12	3	376.4	71	11
Rushing Offense	207.9	17	1	153.8	69	8
Passing Offense	254.9	30	7	222.5	73	13
Scoring Defense	23.4	55	7	25.5	77	12
Total Defense	371.2	82	10	364.6	71	12
Rushing Defense	128.1	41	6	130.4	45	9
Passing Defense	243.1	121	14	234.3	106	13
3rd Down Conversion Percentage	44.5	29	5	37.7	89	14
3rd Down Conversion Percentage Defense	31.5	16	2	49.0	134	16
4th Down Conversion Percentage	0.0	138	17	52.2	76	13
4th Down Conversion Percentage Defense	47.2	56	11	47.8	59	6
Red Zone Offense	84.1	74	9	77.6	117	13
Red Zone Defense	74.3	15	2	91.9	127	16
Sacks Per Game	2.91	12	1	2.09	69	14
Tackles for Loss Per Game	5.7	51	10	4.5	99	13
Time of Possession	30:07	69	10	30:24	61	10
Net Punting	38.34	99	12	37.77	110	15
Punt Returns	12.81	24	4	8.54	73	11
Kickoff Returns	19.95	74	10	17.33	116	11
Fewest Penalty Yards Per Game	71.27	126	13	40.73	12	1
Turnover Margin	+11	6	1	+7	16	4

FLIPPING THE SCRIPT ON DEFENSE

It has been a tale of two seasons for the Louisville defense this fall. The Cardinals have been excellent during Louisville's current six-game winning streak.

LOUISVILLE DEFENSE

	1ST 5G	LAST 6G	DIFF
PPG	29.2	18.5	-10.7
YPG	423.0	328.0	-95.0
YPP	5.8	4.7	-1.1
3RD %	36.1%	27.5%	-8.6%
SACKS	8 (1.6)	24 (4.0)	+2.4/G
TFL	18 (3.6)	45 (7.5)	+3.9/G

Louisville's defense has allowed just 18.5 per game over the last six games, down nearly 11 points from the first five. The Cardinals have also drastically improved in yards allowed per game, yards per play, third down conversion percentage, sacks and TFLs.

In the win at North Carolina, the Cards held the Tar Heels to their lowest scoring output of the season and second-lowest passing yardage performance. They followed that up by limiting Pitt to its lowest total yardage since 2011.

TAKING THE FOOTBALL AWAY

The Louisville defense has specialized in taking the football from its opponent this season, which culminated in a season-high four takeaways in the win over Pitt.

The Cardinals forced four turnovers against the Panthers, getting interceptions from Benjamin Perry and T.J. Capers and fumble recoveries from Kaleb Beasey and Brycen Scott. The four takeaways led to 21 points for the Cards.

Louisville has forced multiple turnovers in four of the last five games and six contests overall this fall. The Cardinals are now eighth in the FBS and lead the ACC with 21 total takeaways. Louisville has already surpassed its forced turnover totals from Jeff Brohm's first three seasons – 20 in 2025, 17 in 2024, 20 in 2023 – and has its since finishing third nationally with 30 in 2022.

DISRUPTION IN THE BACKFIELD

The Louisville defense entered the season expecting to be one that wreaked havoc in the backfield. However, the Cards were slow out of the gates this season with no sacks in the opener against Ole Miss and just eight through the first five games.

All of that has changed during the six-game winning streak though. Over the six five games, the Cardinals have sacked the quarterback 24 times, averaging four per game. The Cards have also recorded 45 TFLs over that time compared to just 18 in the first five contests.

Clev Lubin (9.0) and Tyler Thompson (6.5) have combined to form one of the top pass rushing duos in the country. Louisville is one of only six FBS programs to have two players with at least 6.5 sacks.

TAKING CARE OF BUSINESS ON THE ROAD

Louisville recorded a 16-14 road victory at North Carolina on Nov. 14 to improve to 3-1 on the road this season. Under Jeff Brohm, the Cardinals are 13-5 in true road games, including an impressive 12-4 mark in road ACC contests.

The 12 road wins in ACC play over the last four seasons are the most of any team during that span. Clemson (11) and Miami (10) are the only other ACC programs with more than nine.

Louisville and Miami are tied for the most wins in ACC play overall, 23, since the start of the 2023 season.

BROHM REACHES THE CENTURY MARK IN CAREER WINS

Jeff Brohm earned the 100th victory of his coaching career with the 44-17 victory at Georgia Tech on Nov. 7. His 100 career wins were distributed nearly evenly across his three head coaching stops – 30 at Western Kentucky, 36 at Purdue, 34 at Louisville.

Brohm became the 23rd active FBS coach to reach 100 wins at the FBS level and the ninth-fastest among the group to reach the century mark, doing so in 159 games.

Brohm's 34 wins at Louisville placed him sixth all-time in program history,

FASTEST ACTIVE COACHES TO REACH 100 FBS WINS

COACH	GAMES
Kirby Smart	117
Dabo Swinney	129
Bronco Mendenhall	146
Kyle Whittingham	147
Lane Kiffin	150
James Franklin	151
Dan Mullen	155
Steve Sarkisian	157
Jeff Brohm	**159**

CARDS TRENDS

	OVERALL	ACC
Record	8-3	7-2
Home	5-1	4-1
Road	3-1	3-1
Neutral	0-1	0-0
September	2-2	1-1
October	3-1	3-1
November	3-0	3-0
December	0-0	0-0
vs. Ranked Opponents	1-1	1-0
vs. Unranked Opponents	7-2	6-2
Day	2-2	2-2
Night	6-1	5-0
Scoring...		
Less than 20 points	1-0	1-0
20+ points	7-3	6-2
30+ points	7-1	6-0
40+ points	6-0	5-0
50+ points	2-0	1-0
Allowing...		
7 points or less	0-0	0-0
10 points or less	1-0	1-0
14 points or less	3-0	2-0
20 points or less	5-0	4-0
24 points or less	6-0	5-0
More than 24 points	2-3	2-2
Record When...		
Scoring first	5-1	4-0
Opponents score first	3-2	3-2
Leading after 1st quarter	6-2	5-1
Trailing after 1st quarter	2-1	2-1
Tied after 1st quarter	0-0	0-0
Leading at halftime	6-0	5-0
Trailing at halftime	1-3	1-2
Tied at halftime	1-0	1-0
Leading after 3rd quarter	8-0	7-0
Trailing after 3rd quarter	0-1	0-1
Tied after 3rd quarter	0-2	0-1
In overtime games	0-0	0-0
Record With...		
Less than 400 yards offense	2-1	2-1
400+ yards offense	6-2	5-1
500+ yards offense	3-0	2-0
Less than 100 yards rushing	1-1	1-1
100+ yards rushing	7-2	6-1
200+ yards rushing	5-1	4-1
250+ yards rushing	5-0	4-0
Less than 200 yards passing	3-0	3-0
200+ yards passing	5-3	4-2
300+ yards passing	3-2	2-1
400+ yards passing	0-0	0-0
Record When Allowing...		
Less than 200 total yards	1-0	1-0
Less than 300 total yards	3-0	2-0
Less than 400 total yards	6-0	5-0
400+ total yards	2-3	2-2
Less than 100 yards rushing	3-0	2-0
Less than 200 yards rushing	7-3	6-2
200+ yards rushing	1-0	1-0
Less than 200 yards passing	3-0	2-0
Less than 300 yards passing	6-1	5-1
300+ yards passing	1-2	1-1
Record With...		
0 turnovers	4-1	3-0
1 turnover	2-1	2-1
2 turnovers	2-0	2-0
3+ turnovers	0-1	0-1
0 takeaways	0-0	0-0
1 takeaway	3-2	2-2
2 takeaways	2-1	2-0
3+ takeaways	3-0	3-0
Win turnover battle	7-1	6-0
Lose turnover battle	0-1	0-1
Turnovers even	1-1	1-1
More than 30:00 TOP	3-2	3-1
Less than 30:00 TOP	5-1	4-1

ASSOCIATED PRESS POLL

1.	Georgia (56)	10-1	1711
2.	Utah (12)	11-0	1662
3.	Notre Dame (1)	10-1	1591
4.	Miami	10-1	1491
5.	Texas	9-2	1392
6.	Alabama	9-2	1352
7.	Tennessee	9-2	1317
8.	Wake Forest	10-1	1264
9.	Texas Tech	10-1	1166
10.	UCLA	10-1	1156
11.	BYU	9-2	1030
12.	Indiana	9-2	958
13.	Iowa	9-2	912
14.	Oregon	8-3	865
15.	USC	8-3	699
16.	Arizona	8-3	665
17.	Houston	8-3	570
18.	Louisville	8-3	565
19.	Oklahoma	7-4	341
20.	Florida	7-4	310
21.	Liberty	10-1	294
22.	Boise State	9-2	207
23.	Ole Miss	7-4	200
24.	Missouri	7-4	125
25.	Ohio State	7-4	112

AFCA COACHES POLL

1.	Georgia (60)	10-1	1811
2.	Utah (12)	11-0	1755
3.	Notre Dame (1)	10-1	1668
4.	Miami	10-1	1569
5.	Alabama	9-2	1465
6.	Texas	9-2	1444
7.	Tennessee	9-2	1345
8.	Wake Forest	10-1	1320
9.	Texas Tech	10-1	1230
10.	UCLA	10-1	1211
11.	BYU	9-2	1094
12.	Indiana	9-2	1058
13.	Iowa	9-2	993
14.	Oregon	8-3	905
15.	USC	8-3	720
16.	Arizona	8-3	659
17.	Houston	8-3	571
18.	Louisville	8-3	564
19.	Ole Miss	7-4	485
20.	Florida	7-4	294
21.	Boise State	9-2	230
22.	Oklahoma	7-4	207
23.	Missouri	7-4	187
24.	Liberty	10-1	171
25.	Kentucky	7-4	155

CARDS IN THE POLLS

	AP	Coaches	CFP
Preseason	24	RV	n/a
Week 2	24	RV	n/a
Week 3	23	RV	n/a
Week 4	16	19	n/a
Week 5	RV	RV	n/a
Week 6	nr	nr	n/a
Week 7	nr	nr	n/a
Week 8	nr	nr	n/a
Week 9	nr	nr	n/a
Week 10	rv	nr	nr
Week 11	rv	rv	nr
Week 12	21	22	23
Week 13	18	18	
Week 14			
Week 15			

just three shy of Charlie Strong for fifth.

CARDINALS FLEXING MUSCLES ON THE GROUND

The Louisville offense has been one of the best in the country this season, ranking eighth nationally in scoring offense and 12th in total offense. One of the ways the Cards are doing it is by gashing the opposition on the ground.

Louisville is third in the country averaging 5.73 yards per carry and is fifth with 33 rushing touchdowns. Louisville's current 207.9 yards per game average would be its highest total on the ground since 2021.

The Cardinals have 26 carries this season that have gone for at least 20 yards and are tied for the national lead in rushes of 60, 70, 80 and 90 yards.

ISAAC BROWN CLIMBING THE RECORD BOOK

Isaac Brown added another milestone to his career ledger in the win over Stanford – turning in his first career game with three rushing touchdowns and his first with four touchdowns overall. Brown became the first Cardinal to score four touchdowns in a game in more than a decade, dating back to Lamar Jackson against Florida State on Sept. 17, 2016.

Brown climbed another step up the all-time rushing chart in the win at Georgia Tech, surpassing Lenny Lyles and moving into fifth in Louisville history. His 11-yard touchdown scamper in the third quarter was the 26th of his career, tying him with Brandon Radcliff for eighth-most in program history.

CAREER RUSHING YARDS

PLAYER	YRS	TOTAL
Lamar Jackson	2015-17	4,132
Walter Peacock	1972-75	3,204
Malik Cunningham	2018-22	3,184
Nathan Poole	1975-78	2,958
Isaac Brown	**2024-26**	**2,891**

CAREER 100-YARD GAMES

PLAYER	YRS	TOTAL
Lamar Jackson	2015-17	23
Walter Peacock	1972-75	15
Isaac Brown	**2024-26**	**14**
Javian Hawkins	2018-20	12
Howard Stevens	1971-72	12

CAREER RUSHING TOUCHDOWNS

PLAYER	YRS	TOTAL
Lamar Jackson	2015-17	50
Malik Cunningham	2018-22	50
Lenny Lyles	1954-57	41
Michael Bush	2003-06	39
Eric Shelton	2003-04	30
Frank Moreau	1995-99	27
Anthony Shelman	1991-94	27
Isaac Brown	**2024-26**	**26**
Brandon Radcliff	2013-16	26

GOOD THINGS HAPPEN WHEN THE BALL FINDS #0

Tre Richardson has provided Jeff Brohm with another dynamic weapon to play with on offense. The senior wide receiver leads the Cardinals with 58 receptions for 822 yards and has scored seven touchdowns on the season (five receiving, two rushing).

With Lawayne McCoy out of the lineup against Stanford and Georgia Tech, Richardson took his game to another level. He hauled in 10 passes for 140 yards and also carried the ball four times for 49 yards against the Cardinal. He then notched 104 total yards and two touchdowns in the win at Georgia Tech.

Richardson has proven dangerous with the ball in his hand. Of his 70 offensive touches this season, 35 have gone for at least 10 yards and 17 have covered 20 yards or more. Richardson is averaging 14.2 yards per offensive touch. His seven touchdowns this season have been 30, 62, 38, 8, 52, 33 and 23 yards.

THE MOST EXPLOSIVE OFFENSE IN AMERICA

Louisville has been arguably the most explosive offense in the country through the first 11 games of the season. The Cardinals have already racked up 71 plays from scrimmage of 20 yards or more. Louisville ranks top three in the country in plays from scrimmage of 40+, 50+ 60+, 80+ and 90+ yards.

EXPLOSIVE PLAYS

YARDS	#	FBS RANK
20+	71	5th
30+	36	4th
40+	21	3rd
50+	13	3rd
60+	9	2nd
70+	4	6th
80+	2	3rd
90+	1	1st

The Cardinals have already scored 13 touchdowns of 50 yards or more as well, with at least one in nine of 11 games. Those 13 touchdowns have been scored by six different players – I. Brown, K. Brown, Kienholz, McCoy, Richardson and Skinner. Louisville is the only FBS school with 13 touchdowns of 50 or more.

ISAAC BROWN: THE ULTIMATE HOME RUN HITTER

There may be no more explosive player with the ball in his hands in the country than junior running back Isaac Brown. Brown led the nation in yards per carry as a sophomore and has averaged 7.5 yards per carry for his career.

Brown busted loose for touchdowns of 97 and 68 yards in the win over Florida State and put a 75-yard score on the board against Stanford. Of his 26 career rushing touchdowns, 13 have gone for more than 50 yards. Brown's 26 rushing touchdowns have covered 1,023 yards, an average of 39.3 per. Over 20 percent (79 of 386) of Brown's career carries have gone for at least 10 yards.

KIENHOLZ CONTINUES TO BE SPECIAL WITH RUNNING ABILITY

Lincoln Kienholz's athletic ability was highly discussed before he played his first game for the Cardinals, and the senior quarterback has proven all the talk to be true.

Through 11 games, Kienholz has rushed for 392 yards and 11 touchdowns. The only quarterbacks to rush for more touchdowns in a single season at Louisville are Lamar Jackson and Malik Cunningham. Kienholz is one of two quarterbacks in the FBS to have 2,700 yards passing and 375 yards rushing this season (Marcus Stokes – Memphis).

RUSHING TDS BY A QB IN A SEASON

PLAYER	YEAR	TOTAL
Lamar Jackson	2016	21
Malik Cunningham	2021	20
Lamar Jackson	2017	18
Malik Cunningham	2022	12
Lincoln Kienholz	**2026**	**11**
Lamar Jackson	2015	11

Kienholz put his top speed on display Oct. 17 at Syracuse, breaking loose for an 82-yard rushing touchdown, the longest by a quarterback in school history.

RECORD DAY ON THE GRIDIRON FOR ISAAC BROWN

Isaac Brown has had plenty of big games during his two and a half collegiate seasons. However, none have been bigger than the performance he put together against Florida State on October 9.

Brown racked up a career-best 235 yards on the ground and scored a pair of touchdowns, finding the end zone from 97 and 68 yards. The 235 yards were the seventh-most in a single game in program history and the most by any player in the FBS this season. His 97-yard score in the second quarter was the longest play from scrimmage in UofL history and is tied for the second-longest run by anyone in the FBS in 2026.

SINGLE GAME ALL-PURPOSE YARDS

PLAYER	DATE	OPPONENT	TOTAL
Aaron Bailey	9/11/93	Memphis	322
Calvin Prince	9/25/76	Drake	319
Isaac Brown	**10/9/26**	**Florida State**	**313**
Howard Stevens	10/28/72	Cincinnati	300
Howard Stevens	11/13/71	Southern Illinois	300

In addition to his 235 on the ground, Brown also caught a pass for seven yards and had a 71-yard kickoff return. His 313 all-purpose yards were the third-most in program history and the most of any player in the FBS this year.

MONSTER DAY ON THE GROUND AGAINST THE NOLES

The Cardinals had been good in the run game through the first five contests, averaging nearly 200 yards per game to that point. The run game found a new gear though in the win over Florida State.

Louisville finished with 397 yards on 43 carries and scored all six of its touchdowns on the ground. The 397 yards were the ninth-most in school history and the most since gaining 411 at Syracuse in 2017. It was also the second-highest total ever allowed in Florida State's storied history.

The six rushing touchdowns were the most by the Cardinals against an FBS opponent since tallying seven in 2016, also against Florida State.

BEASLEY TURNING INTO A BALLHAWK IN THE SECONDARY

Kaleb Beasley played two seasons at Tennessee before transferring to Louisville for his junior season. In those two years, the Nashville native played in 26 games but never recorded an interception.

He finally broke through in the interception department with a pair against SMU in week three, earning him the Walter Camp Award National Defensive Player of the Week honors. Beasley added one in consecutive games against NC State, Florida State and Syracuse.

Beasley has five of Louisville's 12 interceptions on the season and is second nationally through 12 weeks. He is the first Louisville player with five interceptions in a season since Jaire Alexander in 2016.

ISAAC BROWN BREAKS OUT IN RALEIGH

It had been a slow start to the season for junior running back Isaac Brown. The Miami native had rushed

2026 HONORS

#0 TRE RICHARDSON
» Senior Bowl Top 300
» PFN 2027 Top 100 Draft Prospect (#85)
» Athlon Sports Preseason All-ACC First Team (KR)
» Athlon Sports Preseason All-ACC Second Team (WR)
» Paul Hornung Award Preseason Watch List
» Biletnikoff Preseason Watch List
» Hornung Award Honor Roll (Week 1)
» ACC Receiver of Week (Week 9)

#1 ISAAC BROWN
» Athlon Sports Preseason All-America Second Team
» Sporting News Preseason All-America Second Team
» Senior Bowl Top 300
» PFN 2027 Top 100 Draft Prospect (#67)
» Preseason All-ACC Team
» Athlon Sports Preseason All-ACC First Team
» Maxwell Award Preseason Watch List
» Walter Camp Award Preseason Watch List
» ACC RB of Week (Week 6)
» Hornung Award Honor Roll (Week 6)
» Hornung Award Honor Roll (Week 9)

#3 LINCOLN KIENHOLZ
» Manning Award Star of the Week (Week 2)
» Davey O'Brien Great 8 (Week 3)
» Manning Award Watch List

#3 TYLER THOMPSON
» Athlon Sports Preseason All-ACC Third Team
» ACC DL of Week (Week 7)

#5 KEYJUAN BROWN
» Doak Walker National RB of Week (Week 3)
» ACC RB of Week (Week 3)

#5 KOEN ENTRINGER
» Athlon Sports Preseason All-ACC Third Team
» Bronko Nagurski Trophy Preseason Watch List

#6 STANQUAN CLARK
» Athlon Sports Preseason All-ACC Second Team

#9 ANTONIO WATTS
» PFN Preseason All-America First Team
» Athlon Sports Preseason All-ACC Second Team

#10 KALEB BEASLEY
» Walter Camp National Defensive POW (Week 3)
» ACC DB of Week (Week 3)
» Jim Thorpe Award Semifinalist

#13 TAYON HOLLOWAY
» PFN Preseason All-America Third Team
» Athlon Sports Preseason All-ACC First Team

#50 CLEV LUBIN
» PFN Preseason All-America Second Team
» Sporting News Preseason All-America Second Team
» Athlon Sports Preseason All-America Third Team
» Senior Bowl Top 300
» PFN 2027 Top 100 Draft Prospect (#47)
» Athlon Sports Preseason All-ACC First Team
» Preseason All-ACC Team
» Lott IMPACT Trophy Preseason Watch List
» Bronko Nagurski Trophy Preseason Watch List
» Wuerffel Trophy Preseason Watch List
» Bednarik Award Preseason Watch List
» Jason Witten Man of the Year Watch List

#53 LANCE ROBINSON
» Athlon Sports Preseason All-ACC First Team
» Outland Trophy Preseason Watch List
» ACC OL of Week (Week 6)
» Outland Trophy National Player of Week (Week 6)

#56 ERYX DAUGHERTY
» Athlon Sports Preseason All-ACC Fourth Team
» ACC OL of Week (Week 3)

#66 JOHNNIE BROWN III
» ACC OL of Week (Week 9)

#80 BRODY FOLEY
» Athlon Sports Preseason All-ACC Third Team
» Mackey Award Preseason Watch List

2026 TRANSFER PORTAL CLASS

No.	Player	Pos.	School
0	Tre Richardson	WR	Vanderbilt
2	Demeco Kennedy	DL	Purdue
3	Tyler Thompson	DE/LB	North Carolina
3	Lincoln Kienholz	QB	Ohio State
4	TJ Banks	DB	Ole Miss
5	Koen Entringer	DB	Iowa
7	Lawayne McCoy	WR	Florida State
10	Kaleb Beasley	DB	Tennessee
11	Davin Wydner	QB	West Georgia
12	DJ Waller Jr.	DB	Kentucky
14	Jackson Voth	WR	Drake
23	Benjamin Perry	S/LB	UCLA
24	Marquise Davis	RB	Missouri
25	Brycen Scott	DB	Elon
27	Myles Norwood	DB	South Carolina
28	Santana Wilson	DB	Texas
36	Jacob Smith	LB	Kentucky
48	Jacob Baker	P	Eastern Kentucky
56	Eryx Daugherty	OL	Boston College
58	Evan Wibberley	OL	Kentucky
66	Johnnie Brown III	OL	Georgia Southern
70	Anwar O'neal	OL	Delaware
71	Cason Henry	OL	South Carolina
77	Ryan Manis	LS	Liberty
80	Brody Foley	TE	Tulsa
81	Jakob Dixon	WR	Eastern Kentucky
82	Montavin Quisenberry	WR	Kentucky
85	Justyn Reid	TE	Tulane
86	Elizjah Lewis	WR	Pace
90	Daylen Russell	DL	Miami
92	Garth White	K	Rhode Island
95	Joshua Donald	DL	Houston
96	Tommy Ziesmer	DL	Eastern Kentucky
99	Jerod Smith II	DE	Kentucky

ON3 TRANSFER PORTAL INDEX

1. Indiana
2. **Louisville**
3. LSU
4. Texas A&M
5. Texas Tech
6. Houston
7. Arkansas
8. Notre Dame
9. Texas
10. Virginia Tech

On3's P4 Team Transfer Portal Index measures how much a school improved, maintained, or lost talent during the transfer window.

for just 197 yards through the first four games and had not surpassed 67 yards in a single game.

That all changed against NC State in Raleigh as Brown finished with 125 yards and a score on just nine carries. Brown punctuated his day with a 70-yard burst straight up the middle that tied the score at 28 early in the fourth quarter.

It was the 12th 100-yard rushing game of Brown's career, moving him into a tie for third-most in program history.

SKINNER SHOWING OFF UNIQUE BIG PLAY ABILITY

Fifth-year tight end Jaleel Skinner entered the 2026 season with 32 career receptions for 346 yards and three touchdowns in his four years split between Louisville and Miami.

The Greer, S.C., native has nearly surpassed those numbers already this fall. Skinner has hauled in 20 passes for 332 yards and three touchdowns through nine games, setting career-best marks in yards and scores.

Skinner has also shown a unique big play ability from the tight end position this season, scoring touchdowns from 61 and 69 yards. Skinner is one of just three FBS tight ends to have multiple 60-yard receptions.

KEYJUAN BROWN CELEBRATES BIRTHDAY IN STYLE VERSUS SMU

Running back Keyjuan Brown spent his 22nd birthday on the gridiron going up against No. 16 SMU. The Anniston, Ala., native celebrated by turning in a career day on the ground.

Brown busted out a career-best 163 yards on just 10 carries, breaking off a pair of touchdown runs over 50 yards. The senior broke loose for a 59-yard score on the second play of the third quarter to give the Cards the lead. He then scampered into the end zone from 53 yards out in the fourth quarter for what would prove to be the game-winning touchdown.

Brown is averaging 7.00 yards per carry, the top mark in the ACC among players with at least 50 carries.

KIENHOLZ STELLAR ONCE AGAIN AGAINST VILLANOVA

After a strong second half performance against Ole Miss, Louisville quarterback Lincoln Kienholz kept the good times rolling in the blowout victory over Villanova. The senior accounted for 374 total yards and four touchdowns, eclipsing the 300-yard mark through the air for the second straight week.

Kienholz was one of six FBS quarterbacks to throw for at least 300 yards in each of the first two games this season, and the first player in program history to do so in his first two games as a Cardinal.

LOUISVILLE PUTS ON OFFENSIVE SHOW IN WEEK TWO

The Louisville offense racked up 469 yards and 38 points in the season opener against No. 9 Ole Miss. However, the Cardinals blew past both numbers in a runaway victory over Villanova in week two.

Louisville raced out to a 17-3 lead after one quarter of play on Friday night and never looked back. When the final whistle sounded, the Cards had 59 points on the scoreboard and 635 yards of offense.

The 635 yards were the most by the Cardinals since rolling up 690 nearly three years ago to the day in a shutout win over Murray State. Louisville finished with more than 350 yards through the air and 250 on the ground for the first time since the 2017 season.

KIENHOLZ SHINES IN FIRST COLLEGIATE START

Senior quarterback Lincoln Kienholz waited three years to make the first start of his collegiate career. He got off to a slow start in the opening two quarters against Ole Miss. However, he settled in during the second half and put on a show.

Kienholz finished the night 18-of-29 for 307 yards and two touchdowns through the air while leading the Cards with 69 yards and a score on the ground.

Kienholz became the first Louisville quarterback to throw for 300 yards in his first game in a Louisville

uniform. He also was the first UofL player to throw for 300+ and rush for 50+ against a ranked opponent since Lamar Jackson did so in 2017 versus NC State.

OPENING THE SEASON AT NO. 24

The Cardinals begin the 2026 campaign ranked 24th in the Associated Press preseason poll.

It marked the first time the Cards have appeared in the AP Preseason rankings since 2017 heading into Lamar Jackson's junior year, and just the ninth time in program history.

Louisville was ranked in the Associated Press poll 22 times through Jeff Brohm's first three seasons at the helm, reaching as high as No. 9 in weeks 12 and 13 of the 2023 season.

ALL-TIME PRESEASON AP RANKINGS

	PRE	FINAL
2002	17	nr
2005	12	19
2006	13	6
2007	10	nr
2012	25	13
2013	9	15
2016	19	21
2017	16	nr
2026	24	

CARDS ONE OF FIVE WITH 11 POWER FOUR OPPONENTS

Head coach Jeff Brohm and his Louisville squad will be tested throughout the entire 2026 season. The Cardinals are one of just five FBS programs with 11 games against Power Four schools – Boston College, Colorado, Georgia Tech, Louisville, Purdue.

In addition to the 11 Power Four opponents, Louisville's one game against non-Power Four competition came against Villanova, which was an FCS semifinalist one year ago.

> "As a fan, as a coach, as a player, you want to play in those type of games. If it was up to me, I think everyone should play 11 Power Four teams."
>
> – Jeff Brohm on the Jim Rome Show on August 7, 2026

THIRD IN THE ACC PRESEASON POLL

Louisville was picked to finish third in the ACC in the preseason poll voted on by members of the media.

The Cardinals received four first-place votes and 2,569 overall points. Miami (165 first-place votes) will enter the 2026 season as the favorite in the ACC. SMU is second, ahead of the Cardinals, Clemson and Georgia Tech.

The third-place nod is the highest the Cards have been predicted in the four seasons the ACC hasn't had divisions. Louisville was picked to finish third in the Atlantic Division from 2014-17, its first four seasons in the league.

Louisville was picked eighth in Jeff Brohm's first year before going 7-1 in league play and reaching the program's first-ever ACC Championship game.

ACC PRESEASON POLL

RANK		POINTS
1.	Miami (165)	3159
2.	SMU (6)	2794
3.	**Louisville (4)**	**2569**
4.	Clemson (7)	2520
5.	Georgia Tech (2)	2006
6.	Virginia	1981
7.	NC State	1964
8.	Virginia Tech	1962
9.	Pitt	1740
10.	Duke	1452
11.	Florida State (3)	1439
12.	California	1392
13.	Wake Forest	1103
14.	Syracuse	878
15.	North Carolina	831
16.	Boston College	491
17.	Stanford (1)	483

NINE WINS OR MORE EACH SEASON UNDER BROHM

Jeff Brohm took over at his alma mater prior to the 2023 season. The Cardinals have won at least nine games in each of his three years as the Louisville head coach.

Louisville is one of just seven programs to finish with nine or more wins in a Power 4/5 league for the last three years.

That list of programs includes the Cardinals along with Alabama, Georgia, Ohio State, Oregon, Texas and Louisville's opening game opponent – Ole Miss.

CARDS IN THE NFL

Yasir Abdullah	Atlanta Falcons
Tutu Atwell	Los Angeles Rams
Wesley Bailey	Los Angeles Rams
Mekhi Becton	Green Bay Packers
Chris Bell	Miami Dolphins
Jarvis Brownlee Jr.	New York Jets
Geron Christian Sr.	Jacksonville Jaguars (PS)
Kei'Trel Clark	Arizona Cardinals
Yaya Diaby	Tampa Bay Buccaneers
Storm Duck	Miami Dolphins (PUP)
Ashton Gillotte	Kansas City Chiefs
Isaac Guerendo	San Francisco 49ers (PUP)
Bryan Hudson	New York Giants
Lamar Jackson	Baltimore Ravens (IR)
Jawhar Jordan	Houston Texans
Rene Konga	Miami Dolphins (IR)
Rasheed Miller	Tennessee Titans (PS)
Miller Moss	Chicago Bears
Pete Nygra	Kansas City Chiefs (PS)
TJ Quinn	Atlanta Falcons
Sheldon Rankins	Houston Texans
Mark Redman	Green Bay Packers
Quincy Riley	New Orleans Saints
Tyler Shough	New Orleans Saints
Corey Thornton	Carolina Panthers
Jamari Thrash	Cleveland Browns (IR)

UOFL DRAFT PICKS UNDER BROHM

2024

4	129	Isaac Guerendo	San Francisco
5	146	Jarvis Brownlee	Tennessee
5	156	Jamari Thrash	Cleveland
6	205	Jawhar Jordan	Houston

2025

2	40	Tyler Shough	New Orleans
3	66	Ashton Gillotte	Kansas City
4	131	Quincy Riley	New Orleans

2026

3	94	Chris Bell	Miami

ACADEMIC HIGHLIGHTS

3.2 The Louisville football program had a team GPA of 3.2 during the Spring '26 semester

68 The Cardinals had 68 student-athletes earn Athletic Director's Honor Roll in Spring '26 for having a 3.0 or better GPA

97 Louisville football has above a 97 percent Graduation Success Rate (GSR)

20 Twenty Cardinals will play the 2026 season having already completed their undergraduate degree:

» Stanquan Clark
» Joshua Donald
» Koen Entringer
» Brody Foley
» AJ Green
» Cason Henry
» TreyShun Hurry
» Nick Keller
» Elizjah Lewis
» Clev Lubin
» Myles Norwood
» Benjamin Perry
» Lance Robinson
» Blake Ruffin
» Sam Secrest
» Jaleel Skinner
» Hayden Travelstead
» Antonio Watts
» Evan Wibberley
» Garth White

L&N FEDERAL CREDIT UNION STADIUM



» L&N Stadium is a 59,823-seat facility located at the corner of Floyd Street and Central Avenue and is home to the UofL football program

» Originally a capacity of 42,000, over 10,000 additional chairback seats were added to a second deck on the east side of the stadium in the UPS Flight Deck in 2010

» In the most-recent construction in 2018, 5,900 seats were added, providing a unique look in the end zone structure and increasing the total capacity to near 60,000

» Louisville switched from natural grass to Field Turf for the 2003 season and was replaced in 2014 and 2023

TOP L&N STADIUM CROWDS

1.	59,225	vs. Kentucky, 11/25/23
2.	59,115	vs. Miami, 10/19/24
3.	59,081	vs. Notre Dame, 10/7/23
4.	58,612	vs. Kentucky, 11/30/24
5.	58,187	vs. Notre Dame, 9/2/19
6.	55,632	vs. Florida State, 9/17/16
7.	55,588	vs. Clemson, 9/16/17
8.	55,428	vs. Miami, 9/1/14
9.	55,414	vs. Florida State, 10/30/14
10.	55,396	vs. Clemson, 9/17/15
11.	55,386	vs. Kentucky, 9/2/12
12.	55,332	vs. Ohio, 9/1/13
13.	55,327	vs. Kentucky, 9/4/10
14.	55,218	vs. NC State, 10/22/16
15.	55,215	vs. UCF, 10/18/13

L&N STADIUM YEAR-BY-YEAR RECORD

1998	5-1	2012	6-1
1999	3-3	2013	6-1
2000	6-1	2014	5-1
2001	6-0	2015	4-2
2002	3-3	2016	5-1
2003	5-1	2017	4-2
2004	5-0	2018	2-5
2005	6-0	2019	4-2
2006	7-0	2020	4-2
2007	4-2	2021	4-3
2008	4-4	2022	5-1
2009	4-2	2023	6-1
2010	3-4	2024	4-2
2011	3-3	2025	5-3
	2026	5-1	
	Overall	133-52	

ACC STANDINGS

	ACC	PCT	OVR	STK
Miami	8-0	1.000	10-1	W2
Wake Forest	7-1	.875	10-1	W8
Louisville	7-2	.778	8-3	W6
Clemson	5-3	.625	7-4	W1
SMU	5-3	.625	7-4	L2
Duke	4-4	.500	7-4	L2
Stanford	4-4	.500	6-5	W2
Virginia	4-4	.500	6-5	W2
Boston College	3-4	.429	5-6	W1
NC State	3-5	.375	5-6	W1
Florida State	3-5	.375	5-6	L1
Pitt	3-5	.375	6-5	L2
Virginia Tech	3-5	.375	6-5	L3
Syracuse	3-6	.333	5-6	L1
North Carolina	2-5	.286	5-6	L2
Cal	2-6	.250	3-8	L5
Georgia Tech	2-6	.250	3-8	L1

ACC UPCOMING SCHEDULE

Friday, Nov. 27

Florida at Florida State (ABC)	3:30 pm

Saturday, Nov. 28

Louisville at Kentucky (ESPN2)	12:00 pm
Notre Dame at Syracuse (ABC)	12:00 pm
Boston College at Miami (ESPN)	12:00 pm
NC State at North Carolina (ACC Network)	12:00 pm
Virginia at Virginia Tech (The CW)	3:00 pm
South Carolina at Clemson (ESPN2)	3:00 pm
Duke at Wake Forest (ESPN)	3:30 pm
Georgia Tech at Georgia (ABC)	3:30 pm
SMU at Stanford (ACC Network)	3:30 pm
Pitt at Cal (ACC Network)	7:30 pm

Saturday, Dec. 5

Wake Forest vs. Miami (ABC)	12:00 pm
ACC Championship (Charlotte, N.C.)	

2026 OPPONENT SCHEDULES / RESULTS

OLE MISS
7-4, 4-4 SEC
Sept. 6 • 7:30 p.m.
Nashville, Tenn.

Sept. 6	vs. Louisville	W, 41-38
Sept. 12	Charlotte	W, 41-9
Sept. 19	LSU *	W, 32-24
Sept. 26	at Florida *	L, 28-52
--	OPEN DATE	--
Oct. 10	at Vanderbilt *	W, 52-17
Oct. 17	Missouri *	W, 31-3
Oct. 24	at Texas *	L, 27-34
Oct. 31	Auburn *	W, 45-15
Nov. 7	Georgia *	L, 7-42
Nov. 15	at Oklahoma *	L, 17-24
Nov. 21	Wofford	W, 59-17
Nov. 27	Mississippi State *	12:00 p.m.

VILLANOVA
7-5, 6-3 PATRIOT
Sept. 11 • 7:00 p.m.
Louisville, Ky.

Aug. 28	William & Mary *	L, 32-35
Sept. 5	at Bucknell *	W, 17-16
Sept. 11	at Louisville	L, 13-59
Sept. 19	at LIU	W, 20-16
Sept. 26	Colgate *	L, 21-28
Oct. 3	Morgan State	L, 35-38
--	OPEN DATE	--
Oct. 17	at Fordham *	W, 38-17
Oct. 24	Lehigh *	W, 24-18
Oct. 31	at Lafayette *	W, 44-21
Nov. 7	Richmond *	W, 30-0
Nov. 14	at Holy Cross *	L, 27-30
Nov. 21	Georgetown *	W, 34-13

SMU
7-4, 5-3 ACC
Sept. 19 • 3:30 p.m.
Louisville, Ky.

Sept. 7	at Florida State *	W, 27-24
Sept. 12	UC Davis	W, 56-10
Sept. 19	at Louisville *	L, 31-41
Sept. 26	Missouri State	W, 34-24
Oct. 3	Boston College *	W, 25-16
--	OPEN DATE	--
Oct. 17	Virginia *	W, 23-13
Oct. 24	Cal *	W, 59-20
Oct. 31	at Syracuse *	L, 27-30
Nov. 6	Virginia Tech *	W, 51-28
Nov. 14	Wake Forest *	L, 7-49
Nov. 21	at Notre Dame	L, 3-24
Nov. 28	at Stanford *	3:30 p.m.

WAKE FOREST
10-1, 7-1 ACC
Sept. 26 • 12:00 p.m.
Louisville, Ky.

Sept. 3	Akron	W, 38-16
Sept. 12	at Purdue	W, 38-36 (2OT)
Sept. 18	Miami *	L, 20-33
Sept. 26	at Louisville *	W, 30-27
Oct. 3	Stanford *	W, 57-3
Oct. 10	at NC State *	W, 38-14
Oct. 17	at Cal *	W, 41-7
--	OPEN DATE	--
Oct. 31	Virginia *	W, 51-7
Nov. 7	Merrimack	W, 77-0
Nov. 14	at SMU *	W, 49-7
Nov. 21	at Georgia Tech *	W, 50-29
Nov. 28	Duke *	3:30 p.m.

NC STATE
5-6, 3-5 ACC
Oct. 3 • 3:30 p.m.
Raleigh, N.C.

Aug. 29	at Virginia *	L, 8-34
--	OPEN DATE	--
Sept. 11	Richmond	W, 73-0
Sept. 19	at Vanderbilt	L, 31-35
Sept. 26	App State	W, 41-31
Oct. 3	Louisville *	W, 31-28
Oct. 10	Wake Forest *	L, 14-38
--	OPEN DATE	--
Oct. 23	at Stanford *	L, 28-31
Oct. 31	Cal *	W, 31-10
Nov. 7	Duke *	L, 3-41
Nov. 14	Syracuse *	L, 31-34
Nov. 21	at Florida State *	W, 28-10
Nov. 28	at North Carolina *	12:00 p.m.

FLORIDA STATE
5-6, 3-5 ACC
Oct. 9 • 7:00 p.m.
Louisville, Ky.

Aug. 29	New Mexico State	W, 34-17
Sept. 7	SMU *	L, 24-27
--	OPEN DATE	--
Sept. 19	at Alabama	L, 36-50
Sept. 26	Central Arkansas	W, 34-7
Oct. 3	Virginia *	W, 38-7
Oct. 9	at Louisville *	L, 20-44
Oct. 17	at Miami *	L, 35-43 (2OT)
--	OPEN DATE	--
Oct. 31	Clemson *	L, 24-36
Nov. 7	at Boston College *	W, 31-24
Nov. 13	at Pitt *	W, 16-10
Nov. 21	NC State *	L, 10-28
Nov. 27	Florida	3:30 p.m.

SYRACUSE
5-6, 3-6 ACC
Oct. 17 • 7:30 p.m.
Syracuse, N.Y.

Sept. 5	New Hampshire	W, 66-3
Sept. 12	Cal *	L, 18-21
Sept. 17	at Pitt *	L, 13-27
--	OPEN DATE	--
Oct. 3	at UConn	W, 42-41 (OT)
Oct. 10	at Virginia *	L, 25-28
Oct. 17	Louisville *	L, 26-34
Oct. 24	at North Carolina *	W, 31-30
Oct. 31	SMU *	W, 30-27
Nov. 7	Clemson *	L, 13-18
Nov. 14	at NC State *	W, 34-31
Nov. 21	at Boston College *	L, 15-27
Nov. 28	Notre Dame	12:00 p.m.

STANFORD
6-5, 4-4 ACC
Oct. 31 • 3:15 p.m.
Louisville, Ky.

Aug. 29	Hawaii	W, 37-27
Sept. 4	Miami *	L, 6-45
--	OPEN DATE	--
Sept. 19	at Duke *	L, 7-35
Sept. 26	Georgia Tech *	W, 34-27
Oct. 3	at Wake Forest *	L, 3-57
Oct. 10	at Notre Dame	L, 7-58
Oct. 17	Elon	W, 34-7
Oct. 23	NC State *	W, 31-28
Oct. 31	at Louisville *	L, 24-52
--	OPEN DATE	--
Nov. 14	at Virginia Tech *	W, 40-22
Nov. 21	at Cal *	W, 44-28
Nov. 28	SMU *	3:30 p.m.

GEORGIA TECH
3-8, 2-6 ACC
Nov. 7 • 7:30 p.m.
Atlanta, Ga.

Sept. 3	Colorado	L, 13-14
Sept. 12	Tennessee	L, 24-45
Sept. 19	Mercer	W, 44-11
Sept. 26	at Stanford *	L, 27-34
--	OPEN DATE	--
Oct. 10	Duke *	W, 28-25
Oct. 17	at Virginia Tech *	L, 24-34
Oct. 24	Boston College *	L, 27-49
Oct. 31	at Pitt *	L, 11-34
Nov. 7	Louisville *	L, 17-44
Nov. 14	at Clemson *	W, 20-6
Nov. 21	Wake Forest *	L, 29-50
Nov. 28	at Georgia	3:30 p.m.

NORTH CAROLINA
5-6, 2-5 ACC
Nov. 14 • 7:00 p.m.
Chapel Hill, N.C.

Aug. 29	vs. TCU	W, 15-10
--	OPEN DATE	--
Sept. 12	ETSU	W, 35-3
Sept. 19	at Clemson *	L, 20-28
--	OPEN DATE	--
Oct. 3	Notre Dame	L, 26-37
Oct. 10	at Pitt *	W, 21-17
Oct. 17	at Duke *	W, 24-20
Oct. 24	Syracuse *	L, 30-31
Oct. 31	Miami *	L, 35-38
Nov. 7	at UConn	W, 38-21
Nov. 14	Louisville *	L, 14-16
Nov. 21	at Virginia *	L, 24-41
Nov. 28	NC State *	12:00 p.m.

PITT
6-5, 3-6 ACC
Nov. 21 • 7:30 p.m.
Louisville, Ky.

Sept. 5	Miami (Ohio)	W, 59-14
Sept. 12	UCF	W, 12-7
Sept. 17	Syracuse *	W, 27-13
Sept. 26	Bucknell	W, 59-0
Oct. 2	at Virginia Tech *	W, 35-33
Oct. 10	North Carolina *	L, 17-21
Oct. 17	at Boston College *	L, 21-27
Oct. 24	at Miami *	L, 23-52
Oct. 31	Georgia Tech *	W, 34-11
--	OPEN DATE	--
Nov. 13	Florida State *	L, 10-16
Nov. 21	at Louisville *	L, 10-42
Nov. 28	at Cal *	7:30 p.m.

KENTUCKY
7-4, 5-4 SEC
Nov. 28 • 12:00 p.m.
Lexington, Ky.

Sept. 5	Youngstown State	W, 45-13
Sept. 12	Alabama *	L, 17-45
Sept. 19	at Texas A&M *	W, 31-21
Sept. 26	South Alabama	W, 45-21
Oct. 3	at South Carolina *	W, 35-34 (OT)
Oct. 10	LSU *	W, 35-34 (OT)
Oct. 17	at Oklahoma *	W, 21-13
Oct. 24	Vanderbilt *	W, 34-17
--	OPEN DATE	--
Nov. 7	at Tennessee *	L, 6-34
Nov. 14	Florida *	L, 14-21
Nov. 21	at Missouri *	L, 14-28
Nov. 28	Louisville	12:00 p.m.

GAME-BY-GAME BASICS

Opponent	Time	TV	Location	Duration	Coin Toss	Helmet/Jersey/Pants	Attendance	Game Captains
vs. Ole Miss	7:31 p.m.	ABC	Nashville, Tenn.	3:53	Won/Defer	White/White/White	57,390	Kienholz, Lubin
Villanova	7:00 p.m.	ACCN	Louisville, Ky.	3:15	Lost/Receive	White/Red/White	46,385	Robinson, Watts
SMU	3:30 p.m.	ESPN2	Louisville, Ky.	3:39	Won/Defer	White/Red/White	50,199	Clark, Hurry
Wake Forest	12:00 p.m.	ESPN	Louisville, Ky.	3:33	Lost/Receive	White/Red/Red	46,042	McCoy, Capers
at NC State	3:30 p.m.	ACCN	Raleigh, N.C.	3:28	Lost/Receive	Red/White/White	56,919	Beasley, Skinner
Florida State	7:00 p.m.	ESPN	Louisville, Ky.	3:36	Won/Defer	Black/Black/Black	48,992	McCoy, Lubin, Richardson
at Syracuse	7:30 p.m.	ACCN	Syracuse, N.Y.	3:33	Lost/Receive	White/White/Red	39,293	I. Brown, Holloway, Keller
Stanford	3:15 p.m.	ACCN	Louisville, Ky.	3:26	Lost/Receive	Black/Black/Black	44,308	Thompson, Daugherty
at Georgia Tech	7:30 p.m.	ACCN	Atlanta, Ga.	3:15	Lost/Receive	Black/White/Black	44,680	K. Brown, Mack
at North Carolina	7:00 p.m.	ESPN2	Chapel Hill, N.C.	3:20	Lost/Receive	Red/White/Red	44,664	B. Perry, J. Brown
Pitt	7:30 p.m.	ESPN2	Louisville, Ky.	3:33	Lost/Receive	Black/Red/Black	45,892	K. Perry, Skinner
at Kentucky	12:00 p.m.	ESPN2	Lexington, Ky.					

GAME-BY-GAME LEADERS

Opponent	Rushes	Rushing Yards	Receptions	Receiving Yards	Tackles	Tackles-for-Loss	Sacks
vs. Ole Miss	I. Brown, 16	L. Kienholz, 69	Richardson/Hurry, 4	T. Richardson, 83	Capers/Entringer, 7	C. White, 1.0	n/a
Villanova	I. Brown, 13	M. Davis, 86	T. Richardson, 7	L. McCoy, 102	K. Beasley, 7	Three players, 1.0	T. Thompson, 1.0
SMU	L. Kienholz, 12	K. Brown, 163	Richardson/McCoy, 4	Richardson/McCoy, 62	K. Beasley, 10	C. Lubin, 1.5	C. Lubin, 1.5
Wake Forest	L. Kienholz, 13	K. Brown, 48	T. Hurry, 8	T. Richardson, 85	S. Clark, 12	Je. Smith, 1.5	Three players, 1.0
at NC State	I. Brown, 9	I. Brown, 125	T. Richardson, 10	T. Richardson, 117	T. Capers, 12	Three players, 1.0	Lubin/Perry, 1.0
Florida State	I. Brown, 17	I. Brown, 235	T. Hurry, 5	L. McCoy, 78	Capers/Clark, 10	S. Clark, 1.5	Green/Thompson, 1.0
at Syracuse	K. Brown, 13	L. Kienholz, 53	L. McCoy, 5	L. McCoy, 93	D. Kennedy, 9	T. Thompson, 3.0	T. Thompson, 2.0
Stanford	I. Brown/Kienholz, 9	I. Brown, 139	T. Richardson, 10	T. Richardson, 140	S. Clark, 8	Three players, 1.0	Thompson/Ziesmer 1.0
at Georgia Tech	K. Brown/Kienholz, 9	L. Kienholz, 81	T. Hurry, 8	T. Hurry, 104	S. Clark, 8	C. Lubin, 2.0	C. Lubin, 2.0
at North Carolina	I. Brown, 12	K. Brown, 78	McCoy/Richardson, 6	L. McCoy, 64	S. Clark, 10	Clark/Entringer, 2.0	K. Entringer, 2.0
Pitt	K. Brown, 18	K. Brown, 73	T. Richardson 8	T. Richardson, 114	B. Perry, 8	B. Perry/Holloway, 1.5	Three players, 1.0
at Kentucky							

EXPLOSIVE PLAYS

15+ Yard Rushes (38)

Yards	Player	Opponent
97 (TD)	I. Brown	Florida State
82 (TD)	L. Kienholz	Syracuse
75 (TD)	I. Brown	Stanford
70 (TD)	I. Brown	NC State
68 (TD)	I. Brown	Florida State
58 (TD)	K. Brown	SMU
53 (TD)	K. Brown	SMU
52 (TD)	T. Richardson	Georgia Tech
49	K. Brown	NC State
44 (TD)	B. Jennings	Florida State
41	L. Kienholz	Ole Miss
39	M. Davis	Villanova
33	L. Kienholz	Stanford
30 (TD)	T. Richardson	Ole Miss
27 (TD)	I. Brown	SMU
27	L. Kienholz	Georgia Tech
26	I. Brown	Villanova
24	M. Davis	Villanova
24	I. Brown	NC State
23	L. Kienholz	NC State
23 (TD)	I. Brown	Stanford
23	L. Kienholz	Georgia Tech
21	M. Davis	Florida State
20	K. Brown	NC State
20	I. Brown	NC State
20	K. Brown	Syracuse
19 (TD)	L. Kienholz	Villanova
19	K. Brown	SMU
19	L. Thompkins	Florida State
19	T. Richardson	Stanford
18	I. Brown	Florida State
18	I. Brown	Stanford
17	K. Brown	Ole Miss
17	I. Brown	Florida State
16	K. Brown	Ole Miss
16	K. Brown	North Carolina
15 (TD)	B. Jennings	Villanova
15	I. Brown	SMU
15	L. Kienholz	SMU

20+ Yard Receptions (44)

Yards	Player	Opponent
69 (TD)	J. Skinner	Villanova
62 (TD)	T. Richardson	Ole Miss
61 (TD)	L. McCoy	Villanova
61 (TD)	J. Skinner	Wake Forest
54 (TD)	L. McCoy	Ole Miss
48	T. Richardson	Syracuse
46 (TD)	I. Brown	Syracuse
44	T. Richardson	SMU
44	T. Richardson	Stanford
40	L. McCoy	Syracuse
38 (TD)	T. Richardson	NC State
35	L. McCoy	Florida State
35	T. Hurry	Syracuse
34	L. McCoy	Villanova
34	T. Richardson	Pitt
33 (TD)	L. McCoy	SMU
33 (TD)	L. McCoy	NC State
33 (TD)	T. Richardson	Pitt
32	I. Brown	Ole Miss
32	L. McCoy	Florida State
32	T. Hurry	Georgia Tech
30	T. Richardson	Stanford
29	I. Brown	Pitt
28	T. Richardson	NC State
27	T. Hurry	Ole Miss
27	J. Voth	Syracuse
26	T. Richardson	Wake Forest
26	L. McCoy	North Carolina
25	J. Skinner	Ole Miss
24	T. Richardson	Villanova
24	T. Richardson	Georgia Tech
23	T. Hurry	Ole Miss
23	L. McCoy	Wake Forest
23	L. McCoy	Syracuse
23	T. Hurry	Georgia Tech
23 (TD)	L. McCoy	Pitt
23 (TD)	T. Richardson	Pitt
22	J. Skinner	Ole Miss
22	T. Hurry	Florida State
22 (TD)	T. Hurry	Stanford
22	T. Hurry	Pitt
21	T. Richardson	Villanova
21	T. Hurry	Villanova
21	T. Richardson	Wake Forest
20	J. Reid	NC State

30+ Yard Kickoff Returns (2)

Yards	Player	Opponent
71	I. Brown	Florida State
40	K. Brown	Villanova

20+ Yard Punt Returns (2)

Yards	Player	Opponent
68	J. Voth	Georgia Tech
33	J. Voth	Stanford
22	J. Voth	Pitt

10+ Yard Defensive Returns (3)

Yards	Player	Opponent
32	J. Mack (interception)	North Carolina
31	T. Holloway (fumble)	Stanford
13	B. Perry (interception)	Pitt

Opponent Explosive Plays

Rushes (15+): 15 (2 TD)

Receptions (20+): 33 (11 TD)

Kickoff Returns (30+): 0

Punt Returns (20+): 0

Defensive Returns (10+): 3 (1 TD)

GAME-BY-GAME STARTERS – OFFENSE

Opponent	LT	LG	C	RG	RT	TE	RB/WR/TE	WR	WR	RB	QB
vs. Ole Miss	L. Robinson	E. Daugherty	E. Wibberley	J. Brown	C. Henry	B. Foley	T. McWilliams (WR)	T. Hurry	T. Richardson	I. Brown	L. Kienholz
Villanova	L. Robinson	E. Daugherty	E. Wibberley	J. Brown	C. Gorin	J. Skinner	K. Brown (RB)	T. Hurry	L. McCoy	I. Brown	L. Kienholz
SMU	A. O'neal	E. Daugherty	L. Robinson	J. Brown	C. Henry	J. Skinner	L. McCoy (WR)	T. Hurry	T. Richardson	K. Brown	L. Kienholz
Wake Forest	A. O'neal	E. Daugherty	L. Robinson	J. Brown	C. Henry	J. Skinner	B. Foley (TE)	T. Hurry	L. McCoy	I. Brown	L. Kienholz
at NC State	A. O'neal	E. Daugherty	L. Robinson	J. Brown	C. Henry	J. Skinner	L. McCoy (WR)	T. Hurry	T. Richardson	I. Brown	L. Kienholz
Florida State	A. O'neal	E. Daugherty	E. Wibberley	J. Brown	L. Robinson	J. Reid	L. McCoy (WR)	T. Hurry	T. Richardson	I. Brown	L. Kienholz
at Syracuse	L. Robinson	E. Daugherty	E. Wibberley	J. Brown	C. Henry	B. Foley	L. McCoy (WR)	T. Hurry	T. Richardson	I. Brown	L. Kienholz
Stanford	L. Robinson	E. Daugherty	E. Wibberley	J. Brown	C. Henry	J. Skinner	J. Voth (WR)	T. Hurry	T. Richardson	I. Brown	L. Kienholz
at Georgia Tech	L. Robinson	E. Daugherty	E. Wibberley	J. Brown	C. Henry	J. Skinner	T. McWilliams (WR)	T. Hurry	T. Richardson	K. Brown	L. Kienholz
at North Carolina	L. Robinson	E. Daugherty	E. Wibberley	J. Brown	C. Henry	B. Foley	L. McCoy (WR)	T. Hurry	T. Richardson	I. Brown	L. Kienholz
Pitt	L. Robinson	E. Daugherty	E. Wibberley	J. Brown	C. Henry	J. Reid	L. McCoy (WR)	T. Hurry	T. Richardson	I. Brown	L. Kienholz
at Kentucky											

GAME-BY-GAME STARTERS – DEFENSE

Opponent	DE	DT	DT	DE	LB	LB	LB/S	CB	CB	S	S
vs. Ole Miss	C. Lubin	D. Kennedy	J. Donald	A. Green	S. Clark	T. Capers	A. Watts	D. Waller	B. Scott	K. Entringer	K. Beasley
Villanova	C. Lubin	D. Russell	T. Ziesmer	A. Green	S. Clark	T. Capers	A. Watts	D. Waller	T. Holloway	K. Entringer	K. Beasley
SMU	C. Lubin	D. Kennedy	J. Donald	M. Carter	S. Clark	T. Capers	A. Watts	D. Waller	T. Holloway	K. Entringer	K. Beasley
Wake Forest	C. Lubin	D. Kennedy	J. Donald	M. Carter	S. Clark	T. Capers	B. Ruffin	J. Mack	B. Scott	T. Banks	K. Beasley
at NC State	C. Lubin	D. Kennedy	J. Donald	Je. Smith	S. Clark	T. Capers	B. Perry	T. Holloway	B. Scott	T. Banks	K. Beasley
Florida State	C. Lubin	D. Kennedy	J. Donald	Je. Smith	S. Clark	T. Capers	B. Perry	T. Holloway	B. Scott	K. Entringer	K. Beasley
at Syracuse	C. Lubin	D. Kennedy	J. Donald	Je. Smith	S. Clark	T. Capers	B. Perry	T. Holloway	B. Scott	K. Entringer	K. Beasley
Stanford	C. Lubin	D. Kennedy	J. Donald	T. Thompson	S. Clark	T. Capers	B. Perry	T. Holloway	J. Mack	K. Entringer	K. Beasley
at Georgia Tech	C. Lubin	D. Kennedy	J. Donald	T. Thompson	S. Clark	T. Capers	B. Perry	T. Holloway	J. Mack	K. Entringer	K. Beasley
at North Carolina	C. Lubin	D. Kennedy	J. Donald	T. Thompson	S. Clark	T. Capers	B. Perry	T. Holloway	J. Mack	K. Entringer	K. Beasley
Pitt	C. Lubin	D. Kennedy	J. Donald	T. Thompson	K. Perry	T. Capers	B. Perry	T. Holloway	A. Harris	K. Entringer	K. Beasley
at Kentucky											

CAREER STARTS

Offense	'20	'21	'22	'23	'24	'25	'26	Total	Streak
Lance Robinson	1	12	11	0	0	13	11	48	24
TreyShun Hurry	-	-	0	8	12	10	11	41	12
Tre Richardson	-	-	-	-	9	12	9	30	7
Anwar O'neal	-	-	-	0	11	12	4	27	0
Cason Henry	-	-	0	1	13	4	9	27	5
Naeer Jackson	-	-	0	12	12	0	0	24	0
Isaac Brown	-	-	-	-	9	8	9	26	2
Johnnie Brown	-	-	0	0	0	13	11	24	24
Evan Wibberley	-	-	0	1	14	0	8	23	6
Eryx Daugherty	-	-	-	0	1	10	11	22	15
Davin Wydner	-	-	0	0	8	10	0	18	0
Justyn Reid	-	-	-	4	9	3	2	18	1
Brody Foley	-	-	0	0	0	11	4	15	0
Lawayne McCoy	-	-	-	-	0	7	8	15	2
Jaleel Skinner	-	-	2	0	0	6	6	14	0
Elizjah Lewis	-	0	-	-	3	10	0	13	0
Jackson Voth	-	-	-	-	0	12	1	13	0
Lincoln Kienholz	-	-	-	0	0	0	11	11	11
Keyjuan Brown	-	-	-	0	0	3	3	6	0
Jakob Dixon	-	-	-	0	5	0	0	5	0
Terrence McWilliams	-	-	-	0	0	0	2	2	0
Hamilton Atkins	-	-	-	-	0	1	0	1	0
Cameron Gorin	-	-	-	-	-	0	1	1	0

Defense	'21	'22	'23	'24	'25	'26	Total	Streak
Ben Perry	0	10	14	0	0	7	31	7
Tayon Holloway	-	0	6	3	13	9	31	7
Jabari Mack	-	0	6	6	13	4	29	0
Clev Lubin	-	0	-	5	13	11	29	24
Antonio Watts	-	-	0	13	10	3	26	0
Stanquan Clark	-	-	-	13	2	10	25	0
Koen Entringer	-	0	0	1	13	9	23	6
Joshua Donald	-	1	2	10	0	10	23	9
T.J. Capers	-	-	-	0	7	11	18	11
Demeco Kennedy	-	-	-	0	4	10	14	9
Blake Ruffin	1	0	11	0	0	1	13	0
Tommy Ziesmer	-	-	0	0	12	1	13	0
Brycen Scott	-	-	-	0	7	5	12	0
Kaleb Beasley	-	-	-	0	0	11	11	11
Myles Norwood	-	1	0	7	2	0	10	0
Kalib Perry	-	0	1	3	5	1	10	1
DJ Waller	-	-	0	4	2	3	9	0
Tyler Thompson	-	-	0	2	0	4	6	4
TJ Banks	-	-	-	1	0	2	3	0
Jerod Smith	-	-	-	0	0	3	3	0
AJ Green	-	-	0	0	0	2	2	0
Micah Carter	-	-	0	0	0	2	2	0
Daylen Russell	-	-	-	0	0	1	1	0
Antonio Harris	-	-	-	-	0	1	1	1

PLAYERS TO WATCH – OFFENSE



3 • LINCOLN KIENHOLZ (KEEN-holtz)

6-2 • 215 • QB • JR • Pierre, S.D.

» Transfer from Ohio State
» 21-for-36 for 250 yards and 1 TD in 12 games at OSU
» Accounted for 31 TDs (20 pass, 11 rush) in 11 games
» Career high 5 pass TDs vs. Pitt



1 • ISAAC BROWN

5-9 • 190 • RB • JR • Miami, Fla.

» 2,057 yards and 18 touchdowns in first two seasons
» Walter Camp & Maxwell Award Watch Lists
» 313 AP yards vs. NC State, most by FBS player in '26
» Career-best four TDs (3 rush, 1 rec) vs. Stanford



5 • KEYJUAN BROWN (KEE-wahn)

5-10 • 215 • RB • SR • Anniston, Ala.

» 1,012 yards and 10 TDs in three years entering 2026
» Third nationally at 7.3 yards per carry last year
» Career-best 704 rushing yards in 2025
» Set career high with 163 rushing yards vs. SMU



0 • TRE RICHARDSON

5-10 • 175 • WR • SR • Topeka, Kan.

» Transfer from Vanderbilt
» 46 receptions, 806 yards, 7 TD in 2025
» Biletnikoff & Paul Hornung Award Watch Lists
» Leads team with 58 receptions and 822 yards



2 • TREYSHUN HURRY

6-3 • 200 • WR • 5TH • Palmdale, Calif.

» One year at UofL, transferred from San Jose State
» 1,013 career receiving yards entering 2026
» 45 catches for 542 yards, 3 TDs in 11 games
» 1st 100-yard game at UofL vs. GT (8-104-1)



7 • LAWAYNE MCCOY

6-1 • 180 • WR • JR • Miami Gardens, Fla.

» Transfer from Florida State
» 33 catches, 448 yards, 3 TD in two seasons at FSU
» 640 yards, 6 TDs, 17.8 yds per catch
» Missed Stanford, GT games (injury)



88 • JALEEL SKINNER (juh-LEEL)

6-5 • 230 • TE • 5TH • Greer, S.C.

» Third season at UofL, started career at Miami
» 36 career games, 346 yards, 3 TD entering 2026
» 362 yards, 4 TDs in 2026 - career highs
» Injured against Pitt



80 • BRODY FOLEY

6-6 • 260 • TE • 5TH • Cincinnati, Ohio

» Transfer from Tulsa, three years at Indiana
» 37 receptions, 528 yards, 7 TD in 2025
» First Team All-AAC selection
» Mackey Award Watch List



53 • LANCE ROBINSON

6-4 • 295 • OL • 5TH • Camilla, Ga.

» Third year at UofL, transferred from Houston
» 48 career starts, most of any Louisville player
» Honorable mention All-ACC in '25, started at RT & LG
» Already played LT, RT and C in '26



56 • ERYX DAUGHERTY (AIR-ix DORE-it-TEE)

6-4 • 310 • OL • SR • Troy, Mich.

» Transfer from Boston College, began career as DL
» Started 10 games at LG last season at BC
» ACC Offensive Lineman of Week (Week 3)
» Started all 11 games at LG



58 • EVAN WIBBERLEY (WIBB-er-LEE)

6-5 • 305 • OL • 5TH • Edgewood, Ky.

» Transfer from Kentucky, three seasons at WKU
» Started all 14 games in 2024 for WKU team that reached CUSA championship
» Started first two, last six games at center



66 • JOHNNIE BROWN III

6-3 • 310 • OL • SR • Atlanta, Ga.

» Transfer from Georgia Southern
» Began career in 2022 at Miami
» Started all 13 games in 2025, All-Sun Belt third team
» Started all 11 games at RG



70 • ANWAR O'NEAL

6-5 • 310 • OL • SR • Philadelphia, Pa.

» Transfer from Delaware
» Honorable mention All-CUSA in 2025
» Suffered injury in spring, missed first two games
» Returned at LT vs. SMU, injured vs. FSU, missed LSG



71 • CASON HENRY (CASE-in)

6-6 • 300 • OL • 5TH • Atlanta, Ga.

» Transfer from South Carolina
» Three-year starter at USC, injuries cut short '23 & '25
» Started all 13 games at RT in 2024
» Missed Villanova game with injury

PLAYERS TO WATCH – DEFENSE



50 • CLEV LUBIN (LOO-bin)
6-3 • 260 • DE • 5TH • Suffern, N.Y.
» 2nd year at UofL, transferred from Coastal Carolina
» Third Team All-ACC in '25 – 8.5 sacks, 13.5 TFLs
» Bednarik, Wuerffel, Nagurski, Lott Trophy Watch Lists
» 10.0 TFLs, 9.0 sacks, 2 FF in 2026



3 • TYLER THOMPSON
6-5 • 245 • DE/LB • SR • Cary, N.C.
» Transfer from North Carolina
» 7.0 sacks (8th in ACC) & 7.5 TFLs in 2025
» Sixth-highest PFF grade among returning ACC DEs
» ACC DL of Week - 3.0 TFLs, 2.0 sacks at Syracuse



2 • DEMECO KENNEDY (duh-ME-coh)
6-3 • 305 • DL • JR • Lexington, Ky.
» Transfer from Purdue
» 21 tackles, 3.0 TFL, 1.5 sacks in 2025
» Missed Villanova game after injury in opener
» Career-high nine tackles at Syracuse



95 • JOSHUA DONALD
6-2 • 305 • DL • 5TH • Durham, N.C.
» Transfer from Houston (sat out 2025)
» 32 tackles, 5.5 TFL, 3.0 sacks at App State in 2024
» 9.5 career TFL, 5.0 career sacks entering 2026
» Started 10 of 11 games



17 • AJ GREEN
6-6 • 260 • DE • SR • Atlanta, Ga.
» Fourth season at UofL
» Career-best year in 2025 – 6.0 TFL, 4.0 sacks
» Eighth-highest PFF grade among returning ACC DEs
» DNP at NC State (injury)



99 • JEROD SMITH II (juh-ROD)
6-4 • 270 • DE • JR • Somerset, Ky.
» Transfer from Kentucky
» 27 tackles, 5.0 TFL, 1.0 sack in 2025
» Twin brother Jacob is a LB at UofL
» Made first career start at NC State, DNP vs. Stanford



6 • STANQUAN CLARK
6-3 • 240 • LB • SR • Miami, Fla.
» Fourth year at UofL
» Breakout 2024 season - 76 tackles, 7.5 for loss
» Injured in second game of '25, missed eight games
» 187 career tackles, 18.0 for loss, 3 INT, 3 FF



11 • T.J. CAPERS (KAY-pers)
6-2 • 225 • LB • SR • Miami, Fla.
» Fourth season at Louisville
» Breakout 2025 season, 46 tackles, 3.0 TFL
» Made game-sealing INT in win at #2 Miami in '25
» Career-best 70 tackles, 4.0 TFL this season



9 • ANTONIO WATTS
6-2 • 225 • S/LB • 5TH • Columbus, Ga.
» Fifth year at Louisville
» 41 career games played, 26 starts
» 130 tackles, 19.0 TFL
» Played in first 3 games, will miss rest of season



23 • BENJAMIN PERRY
6-3 • 215 • S/LB • 5TH • Chicago, Ill.
» 4 years at UofL, 1 year at UCLA, now back at UofL
» 53 career games played, 30 starts
» 177 tackles, 14.5 TFLs, 4.5 sacks, 11 PBUs - career
» 54 tackles, 5.0 TFL, 2.5 sacks, 1 INT in '26



13 • TAYON HOLLOWAY (TAY-on)
6-1 • 190 • DB • 5TH • Virginia Beach, Va.
» Third year at UofL, transferred from UNC
» Honorable mention All-ACC in 2025
» 42 tackles, 3.5 TFL, 2 INT, 5 PBU last year
» 31-yard fumble return TD vs. Stanford



1 • JABARI MACK
6-1 • 185 • DB • 5TH • Jacksonville, Fla.
» 3 years at Jacksonville State, transfer to UofL in '25
» Started all 13 games at CB in '25
» 5 for 5 athlete, ineligible for NCST & FSU games
» 2 INT including game-sealer at UNC, DNP vs. Pitt



5 • KOEN ENTRINGER (KO-in in-TRING-er)
6-2 • 215 • DB • 5TH • Ypsilanti, Mich.
» Transfer from Iowa, started all 13 games in '25
» 133 career tackles, 4.5 TFL, Nagurski Watch List
» Missed Wake Forest & NC State games (injury)
» 2.0 sacks (first of career), FF at UNC



10 • KALEB BEASLEY
6-1 • 200 • DB • JR • Nashville, Tenn.
» Transfer from Tennessee
» Played in all 26 games over two seasons
» Walter Camp National Defensive POW (Week 3)
» Has five of team's 12 INTs (second in FBS)

GAME SUMMARIES

GAME 1

Sept. 6, 2026 | Nashville, Tenn.
Attendance: 57,390 | TV: ABC

#24/RV	LOUISVILLE	38
#9/10	OLE MISS	41

	1	2	3	4	OT	F
Louisville	3	3	18	14	-	38
Ole Miss	0	10	14	17	-	41

	LOU	MISS
First Downs	20	24
Rushes-Yards (Net)	39-162	41-152
Passing Yards (Net)	307	336
Passes Comp-Att-Int	18-29-0	21-37-1
Total Offense Plays-Yards	68-469	78-488
Fumble Returns-Yards	0-0	0-0
Punt Returns-Yards	1-3	2-7
Kickoff Returns-Yards	3-51	1-9
Interception Returns-Yards	1-0	0-0
Punts (Number-Avg)	5-39.6	3-43.3
Fumbles-Lost	1-0	3-1
Penalties-Yards	9-82	6-60
Possession Time	30:58	29:02
Third-Down Conversions	7-16	6-16
Fourth Down Conversions	0-1	1-2
Red-Zone Scores-Chances	2-2	2-2
Sacks By: Number-Yards	0-0	3-19

QTR	TIME	TEAM	SUMMARY	SCORE
1	07:19	LOU	C. Hilbert 25 yd FG, 10-47, 06:33	3-0
2	14:51	MISS	L. Carneiro 43 yd FG, 11-60, 03:34	3-3
2	10:38	MISS	K. Lacy 1 yd rush (L. Carneiro kick), 4-12, 01:13	3-10
2	00:06	LOU	C. Hilbert 46 yd FG, 8-42, 01:37	6-10
3	10:51	LOU	T. Richardson 30 yd rush (C. Hilbert kick), 9-77, 04:01	13-10
3	08:53	MISS	D. Alexander 62 yd pass from T. Chambliss (L. Carneiro kick), 5-75, 01:58	13-17
3	02:22	LOU	C. Hilbert 45 yd FG, 6-51, 02:25	16-17
3	01:01	MISS	D. Alexander 62 yd pass from T. Chambliss (L. Carneiro kick), 3-75, 01:21	16-24
3	00:16	LOU	T. Richardson 62 yd pass from L.Kienholz (L.McCoy pass from L.Kienholz), 2-85, 00:41	24-24
4	12:45	MISS	C. Odom 35 yd pass from T. Chambliss (L. Carneiro kick), 6-75, 02:31	24-31
4	06:43	MISS	T. Chambliss 5 yd rush (L. Carneiro kick), 9-54, 03:51	24-38
4	04:42	LOU	L. McCoy 54 yd pass from L. Kienholz (C. Hilbert kick), 6-75, 02:01	31-38
4	01:28	LOU	L. Kienholz 7 yd rush (C. Hilbert kick), 7-77, 01:41	38-38
4	00:00	MISS	L. Carneiro 48 yd FG, 8-44, 01:28	38-41

RUSHING

LOU – L. Kienholz 14-69-1, Keyjuan Brown 7-56, I. Brown 16-36, T. Richardson 1-30-1, TEAM 1-[-29]

MISS – K. Lacy 17-61-1, T. Chambliss 9-60-1, M. Frazier 7-27, J. Lindsey 7-25, TEAM 1-[-21]

PASSING

LOU – L. Kienholz 18-29-0-307-2

MISS – T. Chambliss 21-36-1-336-3, TEAM 0-1-0-0-0

RECEIVING

LOU – T. Richardson 4-83-1, T. Hurry 4-67, J. Skinner 3-55, I. Brown 3-32, L. McCoy 2-62, K. Brown 1-5, B. Foley 1-3

MISS – D. Alexander 5-159-2, H. Fields 5-47, K. Lacy 4-19, C. Odom 3-66-1, T. Ray 2-30, L. Hasz 1-11, J. Lindsey 1-4

GAME 2

Sept. 11, 2026 | Louisville, Ky.
Attendance: 46,385 | TV: ACC Network

	VILLANOVA	13
#24/RV	LOUISVILLE	59

	1	2	3	4	OT	F
Villanova	3	7	3	0	-	13
Louisville	17	14	14	14	-	59

	VIL	LOU
First Downs	15	29
Rushes-Yards (Net)	28-75	38-260
Passing Yards (Net)	178	375
Passes Comp-Att-Int	20-34-0	21-28-0
Total Offense Plays-Yards	62-253	66-635
Fumble Returns-Yards	0-0	0-0
Punt Returns-Yards	0-0	3-30
Kickoff Returns-Yards	1-12	4-94
Interception Returns-Yards	0-0	0-0
Punts (Number-Avg)	8-44.1	2-52.5
Fumbles-Lost	1-1	1-0
Penalties-Yards	7-64	7-90
Possession Time	30:51	29:09
Third-Down Conversions	4-15	5-8
Fourth Down Conversions	0-0	0-0
Red-Zone Scores-Chances	2-2	7-7
Sacks By: Number-Yards	0-0	1-12

QTR	TIME	TEAM	SUMMARY	SCORE
1	12:16	LOU	C. Hilbert 33 yd FG, 7-35, 02:35	0-3
1	06:24	VIL	D. LeBlanc 35 yd FG, 12-58, 05:52	3-3
1	04:33	LOU	L. Kienholz 19 yd rush (C. Hilbert kick), 4-72, 01:44	3-10
1	00:14	LOU	J. Skinner 69 yd pass from L. Kienholz (C. Hilbert kick), 5-82, 02:09	3-17
2	14:50	VIL	J. Mace 65 yd pass from P. McQuaide (D. LeBlanc kick), 2-75, 00:24	10-17
2	13:24	LOU	L. McCoy 61 yd pass from L. Kienholz (C. Hilbert kick), 2-80, 01:16	10-24
2	01:53	LOU	L. Kienholz 4 yd rush (C. Hilbert kick), 10-85, 03:39	10-31
3	07:50	LOU	B. Jennings 15 yd rush (C. Hilbert kick), 4-52, 02:03	10-38
3	03:42	VIL	D. LeBlanc 29 yd FG, 13-63, 04:08	13-38
3	00:07	LOU	M. Davis 3 yd rush (G. White kick), 8-59, 03:29	13-45
4	12:36	LOU	B. Jennings 2 yd pass from D. Wydner (G. White kick), 5-16, 02:17	13-52
4	07:04	LOU	M. Davis 4 yd rush (G. White kick), 6-65, 02:21	13-59

RUSHING

LOU – M. Davis 7-86-2, I. Brown 13-61, L. Kienholz 6-42-2, B. Jennings 3-28-1, L. Thompkins 6-16, K. Brown 1-12, T. Richardson 1-11, D. Wydner 1-4

VIL – I. Ragland 9-34, J. Mace 6-20, B. Way Jr. 5-16, J. Glantz 2-5, T. Womack 1-2, D. Mills 1-1, N. Dilucia 1-1, P. McQuaide 3-[-4]

PASSING

LOU – L. Kienholz 16-21-0-332-2, D. Wydner 3-4-0-19-1, B. Cherry 2-2-0-24-0

VIL – P. McQuaide 18-31-0-166-1, N. DiLucia 2-4-0 12-0

RECEIVING

LOU – T. Richardson 7-98, L. McCoy 3-102-1, J. Skinner 2-82-1, T. Hurry 2-29, M. Harbin 2-24, T. McWilliams Jr. 2-16, E. Lewis 1-12, B. Foley 1-10, B. Jennings 1-2

VIL – B. Reed 6-50, B. Binkowski 5-19, J. Mace 3-73-1, B. Eaton 2-14, Ralee Stephens 1-9, N. Clayton 1-8, J. Hilton 1-6, C. Colby 1-[-1]

GAME SUMMARIES

GAME 3

Sept. 19, 2026 | Louisville, Ky.
Attendance: 50,199 | TV: ESPN2

#16/16 SMU	31
#24/RV LOUISVILLE	41

	1	2	3	4	OT	F
SMU	7	10	7	7	-	31
Louisville	14	0	14	13	-	41

	SMU	LOU
First Downs	27	22
Rushes-Yards (Net)	45-257	37-265
Passing Yards (Net)	222	177
Passes Comp-Att-Int	24-35-2	14-23-0
Total Offense Plays-Yards	80-479	60-442
Fumble Returns-Yards	0-0	0-0
Punt Returns-Yards	1-5	1-16
Kickoff Returns-Yards	0-0	0-0
Interception Returns-Yards	0-0	2-0
Punts (Number-Avg)	3-39.7	6-37.2
Fumbles-Lost	2-1	1-0
Penalties-Yards	8-82	11-110
Possession Time	31:56	28:04
Third-Down Conversions	5-14	3-10
Fourth Down Conversions	3-5	0-0
Red-Zone Scores-Chances	3-4	2-2
Sacks By: Number-Yards	0-0	2-8

QTR	TIME	TEAM	SUMMARY	SCORE
1	11:35	SMU	K. Raphael 2 yd rush (N. Reed kick), 8-75, 03:25	7-0
1	05:19	LOU	L. Kienholz 1 yd rush (C. Hilbert kick), 12-75, 06:16	7-7
1	01:38	LOU	L. McCoy 33 yd pass from L. Kienholz (C. Hilbert kick), 4-30, 02:03	7-14
2	13:12	SMU	Y. Knight 19 yd pass from K. Jennings (N. Reed kick), 7-75, 03:26	14-14
2	00:00	SMU	N. Reed 46 yd FG, 5-21, 01:14	17-14
3	14:17	LOU	K. Brown 58 yd rush (C. Hilbert kick), 2-75, 00:43	17-21
3	06:12	SMU	K. Raphael 25 yd rush (N. Reed kick), 11-86, 04:15	24-21
3	02:41	LOU	J. Skinner 4 yd pass from L. Kienholz (C. Hilbert kick), 9-75, 03:31	24-28
4	11:33	SMU	K. Raphael 12 yd rush (N. Reed kick), 8-52, 02:34	31-28
4	10:02	LOU	K. Brown 53 yd rush (C. Hilbert kick), 4-75, 01:31	31-35
4	05:32	LOU	I. Brown 27 yd rush (C. Hilbert kick missed), 3-64, 01:53	31-41

RUSHING

LOU – K. Brown 10-163-2, I. Brown 10-67-1, L. Kienholz 12-42-2, T. Richardson 1-14, TEAM 4-(-21)

SMU – K. Raphael 24-197-3, K. Jennings 9-35, D. Green 9-23, J. Hale 1-1, R. Pittman Jr. 1-1, D. McFall 1-0

PASSING

LOU – L. Kienholz 14-23-0-177-2

SMU – K. Jennings 24-35-2-222-1

RECEIVING

LOU – L. McCoy 4-62-1, T. Richardson 4-62, J. Skinner 3-29-1, J. Reid 1-15, T. Hurry 1-11, I. Brown 1-(-2)

SMU – Y. Knight 7-70-1, T. Melin Öhrström 5-43, R. Pittman Jr. 4-26, Y. Smith 3-50, K. Raphael 2-11, J. Hale 1-11, J. Cooper 1-7, D. Green 1-4

GAME 4

Sept. 26, 2026 | Louisville, Ky.
Attendance: 46,042 | TV: ESPN

WAKE FOREST	30
#16/17 LOUISVILLE	27

	1	2	3	4	OT	F
Wake Forest	3	21	3	3	-	30
Louisville	7	14	6	0	-	27

	WF	LOU
First Downs	20	24
Rushes-Yards (Net)	42-177	38-75
Passing Yards (Net)	225	324
Passes Comp-Att-Int	12-19-0	27-36-1
Total Offense Plays-Yards	61-402	74-399
Fumble Returns-Yards	0-0	0-0
Punt Returns-Yards	0-0	1-(-3)
Kickoff Returns-Yards	2-47	1-0
Interception Returns-Yards	1-1	0-0
Punts (Number-Avg)	3-50.3	2-36.5
Fumbles-Lost	1-1	0-0
Penalties-Yards	10-85	9-90
Possession Time	26:26	33:34
Third-Down Conversions	2-10	7-15
Fourth Down Conversions	0-1	0-1
Red-Zone Scores-Chances	4-4	3-4
Sacks By: Number-Yards	4-33	3-15

QTR	TIME	TEAM	SUMMARY	SCORE
1	06:18	WF	C. Calvert 39 yd FG, 6-38, 02:33	3-0
1	00:21	LOU	L. Kienholz 5 yd rush (C. Hilbert kick), 11-75, 05:57	3-7
2	13:34	WF	T. Clark 6 yd rush (C. Calvert kick), 7-75, 01:47	10-7
2	07:32	LOU	L. Kienholz 6 yd rush (C. Hilbert kick), 11-75, 06:02	10-14
2	05:49	WF	C. Hernandez 77 yd pass from G. Lopez (C. Calvert kick), 4-88, 01:38	17-14
2	01:19	WF	T. Clark 6 yd rush (C. Calvert kick), 5-65, 02:27	24-14
2	00:57	LOU	J. Skinner 61 yd pass from L. Kienholz (C. Hilbert kick), 3-75, 00:22	24-21
3	09:37	LOU	C. Hilbert 41 yd FG, 8-42, 03:59	24-24
3	04:58	WF	C. Calvert 35 yd FG, 12-58, 04:39	27-24
3	00:42	LOU	C. Hilbert 54 yd FG, 9-38, 04:16	27-27
4	06:20	WF	C. Calvert 32 yd FG, 11-48, 06:35	30-27

RUSHING

LOU – K. Brown 12-48, I Brown 9-33, T. Richardson 2-8, B. Jennings 1-3, M. Davis 1-2, L. Kienholz, 13-(-19)-2

WF – T. Clark 21-91-2, D. Lawrence 10-64, G. Lopez 8-15, J. Searcy 2-8, TEAM 1-(-1)

PASSING

LOU – L. Kienholz 27-36-1-324-1

WF – G. Lopez 12-19-0-225-1

RECEIVING

LOU – T. Hurry 8-71, L. McCoy 6-75, T. Richardson 5-85, J. Skinner 4-82-1, I. Brown 4-11

WF – C. Hernandez 9-194-1, D. Dickmann 2-14, K. Johnson 1-17

GAME SUMMARIES

GAME 5

Oct. 3, 2026 | Raleigh, N.C.
Attendance: 56,919 | TV: ACC Network

	#RV/RV LOUISVILLE	28
	NC STATE	31

	1	2	3	4	OT	F
Louisville	0	7	14	7	-	28
NC State	3	10	15	3	-	31

	LOU	NCST
First Downs	22	25
Rushes-Yards (Net)	25-231	43-120
Passing Yards (Net)	254	373
Passes Comp-Att-Int	21-30-0	25-41-1
Total Offense Plays-Yards	55-485	84-493
Fumble Returns-Yards	0-0	0-0
Punt Returns-Yards	0-0	1-7
Kickoff Returns-Yards	6-120	0-0
Interception Returns-Yards	1-0	0-0
Punts (Number-Avg)	3-40.0	3-36.3
Fumbles-Lost	5-3	0-0
Penalties-Yards	3-40	7-54
Possession Time	22:40	37:20
Third-Down Conversions	4-9	9-17
Fourth Down Conversions	0-1	1-1
Red-Zone Scores-Chances	1-3	4-6
Sacks By: Number-Yards	2-12	3-21

QTR	TIME	TEAM	SUMMARY	SCORE
1	07:34	NCST	K. Vinesett 46 yd FG, 12-52, 04:52	0-3
2	14:20	NCST	K. Jackson 19 yd pass from C. Bailey (K. Vinesett kick), 14-79, 06:10	0-10
2	05:51	LOU	L. McCoy 33 yd pass from L. Kienholz (C. Hilbert kick), 3-49, 01:21	7-10
2	01:42	NCST	K. Vinesett 29 yd FG, 9-63, 04:09	7-13
3	11:03	NCST	T. Warren 34 yd pass from C. Bailey (K. Vinesett kick), 9-75, 03:57	7-20
3	08:05	LOU	T. Richardson 38 yd pass from L. Kienholz (C. Hilbert kick), 6-80, 02:51	14-20
3	03:50	NCST	W. Wilson 1 yd rush (D. Gause pass from C. Bailey), 5-41, 02:11	14-28
3	00:20	LOU	K. Brown 1 yd rush (C. Hilbert kick), 9-77, 03:24	21-28
4	12:27	LOU	I. Brown 70 yd rush (C. Hilbert kick), 2-80, 00:34	28-28
4	05:30	NCST	K. Vinesett 28 yd FG, 10-76, 04:09	28-31

RUSHING

LOU – I. Brown 9-125-1, K. Brown 8-88-1, L. Kienholz 7-24, TEAM 1-(-6)

NCST – D. Gause 21-69, W. Wilson 7-27-1, C. Bailey 7-19, J. Scott 5-12, D. Johnson 1-3, TEAM 2-(-10)

PASSING

LOU – L. Kienholz 21-30-0-254-2

NCST – C. Bailey 24-40-1-373-2, J. Trader 1-1-0-0-0

RECEIVING

LOU – T. Richardson 8-117-1, T. Hurry 4-37, L. McCoy 2-41-1, J. Voth 2-14, J. Skinner 2-12, J. Reid 1-20, K. Brown 1-13

NCST – J. Trader 5-92, P. Douglas 7-74, D. Gause 3-45, K. Jackson 3-44-1, V. Snow 3-39, T. Warren 2-43-1, H. Provience 1-24, D. Johnson 1-8, C. Robinson 1-4, C. Bailey 1-0

GAME 6

Oct. 9, 2026 | Louisville, Ky.
Attendance: 48,992 | TV: ESPN

	FLORIDA STATE	20
	LOUISVILLE	44

	1	2	3	4	OT	F
Florida State	14	0	0	6	-	20
Louisville	0	14	14	16	-	44

	FSU	LOU
First Downs	22	21
Rushes-Yards (Net)	39-153	43-397
Passing Yards (Net)	209	140
Passes Comp-Att-Int	21-38-1	11-15-0
Total Offense Plays-Yards	77-362	58-537
Fumble Returns-Yards	0-0	0-0
Punt Returns-Yards	0-0	0-0
Kickoff Returns-Yards	2-37	1-71
Interception Returns-Yards	0-0	1-0
Punts (Number-Avg)	5-40.0	1-48.0
Fumbles-Lost	0-0	0-0
Penalties-Yards	4-24	4-35
Possession Time	31:18	28:42
Third-Down Conversions	7-17	4-9
Fourth Down Conversions	3-5	0-1
Red-Zone Scores-Chances	2-3	3-4
Sacks By: Number-Yards	1-5	4-18

QTR	TIME	TEAM	SUMMARY	SCORE
1	08:34	FSU	A. Daniels 7 yd rush (G. Panikowski kick), 14-75, 06:26	7-0
1	02:08	FSU	M. Danzy 25 yd pass from A. Daniels (G. Panikowski kick), 8-55, 02:35	14-0
2	09:16	LOU	I. Brown 97 yd rush (C. Hilbert kick), 1-97, 00:12	14-7
2	03:21	LOU	M. Davis 3 yd rush (C. Hilbert kick), 7-59, 03:49	14-14
3	12:45	LOU	L. Kienholz 3 yd rush (C. Hilbert kick), 4-14, 02:03	14-21
3	08:06	LOU	L. Kienholz 1 yd rush (C. Hilbert kick), 8-76, 03:52	14-28
4	12:57	LOU	B. Jennings 44 yd rush (C. Hilbert kick), 6-85, 02:43	14-35
4	08:30	FSU	M. Danzy 2 yd pass from A. Daniels (D. Robinson pass from A. Daniels failed), 10-79, 04:20	20-35
4	07:37	LOU	I. Brown 68 yd rush (C. Hilbert kick blocked), 2-75, 00:53	20-41
4	02:59	LOU	C. Hilbert 39 yd FG, 7-24, 02:28	20-44

RUSHING

LOU – I. Brown 17-235-2, M. Davis 9-56-1, B. Jennings 3-49-1, L. Kienholz 9-40-2, L. Thompkins 2-21, TEAM 3-(-4)

FSU – D. Kromah 19-88, A. Daniels 13-45-1, Q. Wisner 7-20

PASSING

LOU – L. Kienholz 11-15-0-140-0

FSU – A. Daniels 21-37-1-209-2, K. Sperry 0-1-0-0-0

RECEIVING

LOU – T. Hurry 5-56, L. McCoy 3-78, I. Brown 1-7, T. Richardson 1-5, J. Skinner 1-(-1)

FSU – M. Danzy 4-50-2, D. Kromah 4-43, J. Boggs 3-42, L. Thomas 2-28, Q. Wisner 2-19, D. Robinson 2-14, D. Riles 2-8, C. Loftin 1-6, J. Lopez 1-(-1)

GAME SUMMARIES

GAME 7

Oct. 17, 2026 | Syracuse, N.Y.
Attendance: 39,293 | TV: ACC Network

LOUISVILLE	34
SYRACUSE	26

	1	2	3	4	OT	F
Louisville	14	14	0	6	-	34
Syracuse	10	13	0	3	-	26

	LOU	SYR
First Downs	15	26
Rushes-Yards (Net)	35-115	39-123
Passing Yards (Net)	310	339
Passes Comp-Att-Int	14-26-2	29-44-2
Total Offense Plays-Yards	61-425	83-462
Fumble Returns-Yards	0-0	0-0
Punt Returns-Yards	1-11	2-12
Kickoff Returns-Yards	2-22	0-0
Interception Returns-Yards	2-8	2-11
Punts (Number-Avg)	6-39.0	4-47.0
Fumbles-Lost	1-0	1-1
Penalties-Yards	10-90	8-88
Possession Time	27:36	32:24
Third-Down Conversions	6-13	3-14
Fourth Down Conversions	0-0	2-4
Red-Zone Scores-Chances	3-3	4-6
Sacks By: Number-Yards	5-30	3-21

QTR	TIME	TEAM	SUMMARY	SCORE
1	11:49	SYR	S. Barker 26 yd FG, 5-66, 02:08	0-3
1	08:40	SYR	U. Hatcher 41 yd pass from M. Nelson (S. Barker kick), 3-43, 00:44	0-10
1	06:01	LOU	K. Brown 5 yd rush (C. Hilbert kick), 5-89, 02:34	7-10
1	02:19	LOU	L. Kienholz 82 yd rush (C. Hilbert kick), 3-90, 01:10	14-10
2	14:55	SYR	C. Russell III 24 yd pass from M. Nelson (S. Barker kick missed), 6-75, 02:24	14-16
2	09:29	LOU	L. Kienholz 1 yd rush (C. Hilbert kick), 10-94, 05:20	21-16
2	02:55	SYR	A. Miller 20 yd rush (S. Barker kick), 15-88, 06:34	21-23
2	00:28	LOU	I. Brown 46 yd pass from L.Kienholz (C. Hilbert kick), 8-75, 02:27	28-23
4	12:45	SYR	S. Barker 24 yd FG, 9-47, 02:59	28-26
4	07:34	LOU	K. Brown 5 yd rush (C. Hilbert kick missed), 5-56, 02:42	34-26

RUSHING

LOU – L. Kienholz 10-53-2, K. Brown 13-50-2, I. Brown 9-11, T. Richardson 1-5, TEAM 2-(-4)

SYR – A. Miller 18-123-1, T. Hill 11-26, J. Johnson 2-8, C. Russell III 1-3, Z. Lott 1-(-4), M. Nelson 6-(-33)

PASSING

LOU – L. Kienholz 14-26-2-310-1

SYR – M. Nelson 26-39-2-315-2, D. Lauter 3-5-0-24-0

RECEIVING

LOU – L. McCoy 5-93, T. Hurry 4-66, I. Brown 2-60-1, T. Richardson 1-48, J. Voth 1-27, J. Skinner 1-16

SYR – U. Hatcher 13-224-1, C. Russell III 6-53-1, D. Bacheyie 5-29, N. Meyers 1-10, T. Russell 1-9, A. Miller 1-7, J. Ross-Simmons 1-5, J. Johnson 1-2

GAME 8

Oct. 31, 2026 | Louisville, Ky.
Attendance: 44,308 | TV: ACC Network

STANFORD	24
LOUISVILLE	52

	1	2	3	4	OT	F
Stanford	0	17	7	0	-	24
Louisville	7	17	21	7	-	52

	STAN	LOU
First Downs	15	22
Rushes-Yards (Net)	31-81	33-296
Passing Yards (Net)	270	249
Passes Comp-Att-Int	23-38-1	21-29-0
Total Offense Plays-Yards	69-351	62-545
Fumble Returns-Yards	0-0	1-31
Punt Returns-Yards	1-10	2-45
Kickoff Returns-Yards	0-0	2-27
Interception Returns-Yards	0-0	1-0
Punts (Number-Avg)	4-43.0	2-40.5
Fumbles-Lost	2-1	2-1
Penalties-Yards	5-55	5-39
Possession Time	30:42	29:18
Third-Down Conversions	2-16	6-11
Fourth Down Conversions	4-8	0-1
Red-Zone Scores-Chances	0-1	4-5
Sacks By: Number-Yards	0-0	2-20

QTR	TIME	TEAM	SUMMARY	SCORE
1	11:25	LOU	I. Brown 5 yd rush (C. Hilbert kick), 7-80, 03:27	0-7
2	13:35	STAN	E. Kenney 48 yd FG, 8-32, 03:33	3-7
2	10:41	STAN	N. Brown 41 yd pass from D. Warren (E. Kenney kick), 2-50, 00:34	10-7
2	05:26	LOU	L. Kienholz 1 yd rush (C. Hilbert kick), 9-60, 05:15	10-14
2	05:16	STAN	A. Black 75 yd pass from D. Warren (E. Kenney kick), 1-75, 00:10	17-14
2	01:46	LOU	C. Hilbert 35 yd FG, 9-58, 03:30	17-17
2	00:15	LOU	T. Hurry 22 yd pass from L. Kienholz (C. Hilbert kick), 5-41, 00:40	17-24
3	12:46	STAN	M. Ford 40 yd pass from D. Warren (E. Kenney kick), 6-75, 02:14	24-24
3	10:57	LOU	I. Brown 18 yd pass from L. Kienholz (C. Hilbert kick), 5-75, 01:49	24-31
3	03:34	LOU	T. Holloway 31 yd fumble return (C. Hilbert kick), 02:07	24-38
3	00:27	LOU	I. Brown 23 yd rush (C. Hilbert kick), 3-53, 01:28	24-45
4	10:01	LOU	I. Brown 75 yd rush (C. Hilbert kick), 1-75, 00:12	24-52

RUSHING

LOU – I. Brown 9-139-3, L. Kienholz 9-62-1, K. Brown 7-50-0, T. Richardson 4-49-0, B. Jennings 1-1-0, TEAM 2-(-1)-0, M. Davis 1-(-4)-0

STAN – M. Ford 20-72-0, S. Irvin 6-24-0, C. Hampton 2-7-0, TEAM 1-(-2)-0, D. Warren 2-(-20)-0

PASSING

LOU – L. Kienholz 20-28-0-250-2, R. Zimmerman 1-1-0-(-1)-0

STAN – D. Warren 23-37-1-270-3, L. Thorpe 0-1-0-0-0

RECEIVING

LOU – T. Richardson 10-140-0, I. Brown 3-33-1, T. Hurry 3-33-1, T. McWilliams Jr. 2-15-0, J. Skinner 1-18-0, K. Brown 1-11-0, B. Foley 1-(-1)-0

STAN – N. Brown 6-109-1, M. Ford 6-48-1, B. Blackburn 3-18-0, C. High 3-11-0, C. Hampton 2-1-0, A. Black 1-75-1, C. Holt 1-5-0, S. Irvin 1-5-0

GAME SUMMARIES

GAME 9

Nov. 7, 2026 | Atlanta, Ga.
Attendance: 44,680 | TV: ACC Network

LOUISVILLE	44
GEORGIA TECH	17

	1	2	3	4	OT	F
Louisville	10	17	10	7	-	44
Georgia Tech	3	7	0	7	-	17

	LOU	GT
First Downs	22	23
Rushes-Yards (Net)	36-251	32-109
Passing Yards (Net)	205	241
Passes Comp-Att-Int	18-26-0	25-45-1
Total Offense Plays-Yards	62-456	77-350
Fumble Returns-Yards	0-0	0-0
Punt Returns-Yards	3-81	1-9
Kickoff Returns-Yards	1-14	2-37
Interception Returns-Yards	1-0	0-0
Punts (Number-Avg)	2-39.0	4-43.2
Fumbles-Lost	1-1	0-0
Penalties-Yards	6-73	6-40
Possession Time	30:15	29:45
Third-Down Conversions	2-9	4-17
Fourth Down Conversions	0-0	3-7
Red-Zone Scores-Chances	6-6	3-4
Sacks By: Number-Yards	4-23	0-0

QTR	TIME	TEAM	SUMMARY	SCORE
1	11:06	LOU	C. Hilbert 42 yd FG, 8-50, 03:54	3-0
1	06:19	GT	A. Birr 32 yd FG, 9-40, 02:49	3-3
1	03:26	LOU	T. Richardson 8 yd pass from L. Kienholz (C. Hilbert kick), 5-75, 02:53	10-3
2	12:31	LOU	T. Hurry 4 yd pass from L. Kienholz (C. Hilbert kick), 8-64, 04:18	17-3
2	10:00	LOU	T. Richardson 52 yd rush (C. Hilbert kick), 3-69, 01:21	24-3
2	00:56	LOU	C. Hilbert 23 yd FG, 13-68, 04:02	27-3
2	00:10	GT	I. Fuhrmann 10 yd pass from A. Mendoza (A. Birr kick), 7-75, 00:46	27-10
3	07:17	LOU	C. Hilbert 29 yd FG, 9-44, 04:40	30-10
3	05:42	LOU	I. Brown 11 yd rush (C. Hilbert kick), 2-19, 00:28	37-10
4	04:15	GT	C. Corbo 11 yd pass from G. Adamson (A. Birr kick), 9-98, 02:58	37-17
4	01:56	LOU	B. Jennings 2 yd rush (C. Hilbert kick), 6-43, 02:18	44-17

RUSHING

LOU – L. Kienholz 9-81, K. Brown 9-54, T. Richardson 1-52-1, I. Brown 7-38-1, B. Jennings 5-20-1, M. Davis 4-7, TEAM 1-(-1)

GT – J. Haynes 12-87, T. Maddox 11-36, G. Adamson 6-5, A. Mendoza 3-(-19)

PASSING

LOU – L. Kienholz 17-25-0-182-2, D. Wydner 1-1-0-23-0

GT – A. Mendoza 13-25-0-148-1, G. Adamson 12-19-1-93-1, TEAM 0-1-0-0-0

RECEIVING

LOU – T. Hurry 8-104-1, T. Richardson 7-52-1, J. Skinner 3-39, K. Brown 2-6, I. Brown 1-4

GT – C. Corbo 6-30-1, D. Penson 5-66, I. Fuhrmann 4-37-1, T. Maddox 4-29, J. Allen 3-33, K. Roche Jr. 2-34, J. Haynes 1-12

GAME 10

Nov. 14, 2026 | Chapel Hill, N.C.
Attendance: 44,664 | TV: ACC Network

LOUISVILLE	16
NORTH CAROLINA	14

	1	2	3	4	OT	F
Louisville	3	10	0	3	-	16
North Carolina	7	0	0	7	-	14

	LOU	UNC
First Downs	19	17
Rushes-Yards (Net)	33-148	33-114
Passing Yards (Net)	154	179
Passes Comp-Att-Int	23-31-0	16-25-1
Total Offense Plays-Yards	64-302	58-293
Fumble Returns-Yards	0-0	0-0
Punt Returns-Yards	0-0	1-3
Kickoff Returns-Yards	0-0	0-0
Interception Returns-Yards	1-32	0-0
Punts (Number-Avg)	5-37.0	4-36.8
Fumbles-Lost	1-0	1-1
Penalties-Yards	7-75	6-55
Possession Time	31:57	28:03
Third-Down Conversions	5-13	7-14
Fourth Down Conversions	0-0	0-2
Red-Zone Scores-Chances	3-4	2-3
Sacks By: Number-Yards	6-38	1-11

QTR	TIME	TEAM	SUMMARY	SCORE
1	10:21	LOU	C. Hilbert 46 yd FG, 10-46, 04:39	3-0
1	04:54	UNC	B. Hall 11 yd rush (R. Verhoff kick), 12-75, 05:27	3-7
2	14:16	LOU	C. Hilbert 32 yd FG, 10-60, 05:38	6-7
2	12:15	LOU	J. Skinner 3 yd pass from L. Kienholz (C.Hilbert kick), 4-21, 01:55	13-7
4	07:28	LOU	C. Hilbert 36 yd FG, 10-60, 05:19	16-7
4	03:43	UNC	B. Hall 6 yd rush (R. Verhoff kick), 9-75, 03:45	16-14

RUSHING

LOU – K. Brown 11-78, I. Brown 12-59, L. Kienholz 8-14, TEAM 2-(-3)

UNC – B. Hall 10-48-2, D. June 7-44, T. Burgess 8-35, J. McGill 3-8, TEAM 1-(-1), B. Edwards Jr. 4-(-20)

PASSING

LOU – L. Kienholz 23-31-0-154-1

UNC – B. Edwards Jr. 10-14-0-120-0, T. Burgess 6-11-1-59-0

RECEIVING

LOU – L. McCoy 6-64, T. Richardson 6-23, T. Hurry 4-33, J. Skinner 4-25-1, K. Brown 1-6, T. McWilliams Jr. 1-4, I. Brown 1-(-1)

UNC – J. Shipp 7-61, Jelani Thurman 5-72, J. Jefferson 1-15, N. Helton 1-12, B. Hall 1-12, D. June 1-7

GAME SUMMARIES

GAME 11

Nov. 21, 2026 | Louisville, Ky.
Attendance: 45,892 | TV: ESPN2

	PITT	10
	LOUISVILLE	42

	1	2	3	4	OT	F
Pitt	0	10	0	0	-	10
Louisville	7	7	14	14	-	42

	PITT	LOU
First Downs	8	25
Rushes-Yards (Net)	25-48	42-87
Passing Yards (Net)	102	309
Passes Comp-Att-Int	15-28-2	25-41-1
Total Offense Plays-Yards	53-150	83-396
Fumble Returns-Yards	1-31	1-(-2)
Punt Returns-Yards	3-(-2)	4-22
Kickoff Returns-Yards	1-22	0-0
Interception Returns-Yards	1-43	2-13
Punts (Number-Avg)	8-39.0	4-45.8
Fumbles-Lost	2-2	1-1
Penalties-Yards	8-55	5-60
Possession Time	20:58	39:02
Third-Down Conversions	2-13	8-17
Fourth Down Conversions	0-1	0-0
Red-Zone Scores-Chances	0-0	3-4
Sacks By: Number-Yards	3-26	3-22

QTR	TIME	TEAM	SUMMARY	SCORE
1	01:03	LOU	T. Hurry 13 yd pass from L. Kienholz (C. Hilbert kick), 5-34, 01:55	0-7
2	09:22	PITT	I. Neal 31 yd fumble return (A. Chadha kick), 04:08	7-7
2	04:52	LOU	L. McCoy 14 yd pass from L. Kienholz (C. Hilbert kick), 4-29, 00:55	7-14
2	00:00	PITT	A. Chadha 57 yd FG, 4--11, 00:52	10-14
3	09:40	LOU	T. Richardson 33 yd pass from L. Kienholz (C. Hilbert kick), 6-56, 02:57	10-21
3	05:13	LOU	L. McCoy 23 yd pass from L. Kienholz (C. Hilbert kick), 7-48, 03:35	10-28
4	14:52	LOU	T. Richardson 23 yd pass from L. Kienholz (C. Hilbert kick), 5-64, 02:14	10-35
4	03:19	LOU	K. Brown 1 yd rush (G. White kick), 15-68, 10:16	10-42

RUSHING

LOU – K. Brown 18-80-1, I. Brown 9-30, T. Richardson 1-5, TEAM 3-(-5), L. Kienholz 11-(-16)

PITT – D. Ferguson Jr. 11-46, J. Turner 9-8, J. Brown 1-6, C. Dailey 1-(-5), H. Geriner 3-(-7)

PASSING

LOU – L. Kienholz 25-41-1-309-5

PITT – H. Geriner 12-20-2-80-0, C. Dailey 3-8-0-22-0

RECEIVING

LOU – T. Richardson 8-114-2, L. McCoy 5-53-2, J. Reid 4-35, T. Hurry 2-35-1, I Brown 2-33, K. Brown 2-16, J. Voth 1-8, J. Skinner 1-5

PITT – D. Ferguson Jr. 4-32, C. Kent 4-15, T. Kinsler 3-15, C. Hicks 1-20, C. Lee 1-10, M. Knight 1-7, J. Turner 1-2

THE LAST TIME...

TEAM OFFENSE

Scoring

Scored 40 or more points ... 42, vs. Pitt (11/21/2026)
Scored 50 or more points ... 52, vs. Stanford (10/31/2026)
Scored 60 or more points ... 62, vs. Austin Peay (8/31/2024)
Scored 70 or more points ... 70, vs. Charlotte (9/1/2016)
Was held to 10 or fewer points ... 6, vs. Florida State (12/2/2023)
Was held to 7 or fewer points ... 6, vs. Florida State (12/2/2023)
Was shut out ... at Florida State (9/23/2000)
Was shut out in a half ... 1st half, vs. Florida State (12/2/2023)
Was shut out in back-to-back games ... at Illinois (9/6/1986)
... at Indiana (9/13/1986)
Allowed 40 or more points ... 41, vs. #9 Ole Miss (9/6/2026)
Allowed 50 or more points ... 52, vs. Miami, Fla. (10/19/2024)
Allowed 60 or more points ... 77, at Clemson (11/3/2018)
Allowed 70 or more points ... 77, at Clemson (11/3/2018)
Allowed a safety ... at Virginia Tech (11/1/2025)
Allowed a two-point conversion ... at NC State (10/3/2026)
Held an opponent to 10 or fewer points ... 10, vs. Pitt (11/21/2026)
Held an opponent to 7 or fewer points ... 0, vs. Kentucky (11/29/25)
Shut out an opponent ... vs. Kentucky (11/29/25)
Shut out an opponent in a half ... 2nd half, vs. Pitt (11/21/2026)
Back-to-back shutouts ... vs. Memphis (11/18/1972)
... vs. Drake (11/25/1972)
Largest deficit overcome for a win ... 23 (14-37 in 3Q), vs. Tulane, (9/5/1987)
Overtime game ... vs. California, lost 29-26 (11/8/2025)
Come-from-behind win (down in 4Q) ... 3 (28-31) vs. #16 SMU, W 41-31 (9/19/2026)

vs. AP Top-25 Opponents

Defeated a ranked opponent ... vs. #16 SMU, 41-31 (9/19/2026)
Defeated a ranked opponent at home ... vs. #16 SMU, 41-31 (9/19/2026)
Defeated a ranked opponent on road/neutral site ... at #2 Miami, Fla., 24-21 (10/17/2025)
Defeated a ranked opponent in consecutive chances ... vs. #10 Notre Dame, 33-20 (10/7/2023)
... vs. #20 Duke, 23-0 (10/28/2023)
Lost to a ranked opponent ... vs. #9 Ole Miss, lost 41-38 (9/6/2026)
Lost to a ranked opponent at home ... vs. #24 Virginia, lost 30-27 (OT) (10/4/2025)
Lost to a ranked opponent on road/neutral site ... vs. #9 Ole Miss, lost 41-38 (9/6/2026)

Total Offense

Had 400 yards or more total offense ... 456 (205 pass/251 rush), at Georgia Tech (11/7/2026)
Had 500 yards or more total offense ... 545 (249 pass/296 rush), vs. Stanford (10/31/2026)
Had 600 yards or more total offense ... 635 (375 pass/260 rush), vs. Villanova (9/11/2026)
Had 700 yards or more total offense ... 727 (411 rush/316 pass), vs. Syracuse (11/18/2017)
Had 800 yards or more total offense ... 845 (414 rush/431 pass), at Syracuse (9/9/2016)
Consecutive games with 500-plus yards of offense ... 571 vs. Austin Peay (8/31/2024)
... 610 vs. Jacksonville State (9/7/2024)

Rushing Yards

Had 250 or more rushing yards ... 251, at Georgia Tech (11/7/2026)
Had 300 or more rushing yards ... 397, vs. Florida State (10/9/2026)
Had 400 or more rushing yards ... 411, vs. Syracuse (11/18/2017)
Was held to 100 or fewer rushing yards ... 87, vs. Pitt (11/21/2026)
Was held to negative rushing yards ... -1, at Pittsburgh (11/21/2015)

Rushing Touchdowns

Had 3 or more rushing touchdowns ... 3, at Georgia Tech (11/7/2026)
Had 4 or more rushing touchdowns ... 4, vs. Stanford (10/31/2026)
Had 5 or more rushing touchdowns ... 6, vs. Florida State (10/9/2026)
Had 6 or more rushing touchdowns ... 6, vs. Florida State (10/9/2026)
Had 7 or more rushing touchdowns ... 7, vs. Florida State (9/17/2016)

Passing Yards

Had 350 or more passing yards ... 375, vs. Villanova (9/11/2026)
Had 400 or more passing yards ... 428, vs. Boston College (10/5/2019)
Had 450 or more passing yards ... 467, vs. Utah (10/5/2007)
Had 500 or more passing yards ... 555, vs. Syracuse (9/22/2007)
Had 600 or more passing yards ... 615, at East Carolina (11/14/1998)

Passing Touchdowns

Had 3 or more passing touchdowns ... 3, vs. Villanova (9/11/2026)
Had 4 or more passing touchdowns ... 4, vs. Miami, Fla. (10/19/2024)
Had 5 or more passing touchdowns ... 5, vs. Pitt (11/21/2026)
Had 6 or more passing touchdowns ... 8, vs. Charlotte (9/1/2016)

First Downs

Had 30 or more first downs ... 31, vs. Wake Forest (10/27/2018)
Had 35 or more first downs ... 38, vs. Murray State (9/30/2017)
Had 10 or fewer first downs ... 10, vs. Florida State (12/2/2023)
Had 5 or fewer first downs ... 5, vs. North Carolina (9/21/1995)

Turnovers

Lost 3 or more fumbles ... 3, at NC State (10/3/2026)
Lost 4 or more fumbles ... 4, at Southern Mississippi (11/14/2002)
Lost 5 or more fumbles ... 5, vs. Western Kentucky (11/12/1988)
Threw 3 or more interceptions ... 3, vs. Eastern Kentucky (8/30/2025)
Threw 4 or more interceptions ... 4, vs. Mississippi State (12/30/2017)
Threw 5 or more interceptions ... 6, vs. Florida State (11/2/1991)
Committed 5 or more turnovers ... 5, vs. West Virginia (11/22/2008)
Committed 6 or more turnovers ... 7, at South Florida (11/17/2007)

Penalties

Had 10 or more penalties ... 10, at Syracuse (10/17/2026)
Had 13 or more penalties ... 13, at Stanford (11/16/2024)
Had 15 or more penalties ... 17, at Syracuse (11/9/2018)

Penalty Yards

Had 100 or more penalty yards ... 110, vs. #16 SMU (9/19/2026)
Had 125 or more penalty yards ... 134, vs. Kentucky (11/24/2018)
Had 150 or more penalty yards ... 161, vs. Connecticut (9/30/2000)

INDIVIDUAL OFFENSE

Rushing Attempts

Had 25 or more rushing attempts ... 26, Isaac Brown at Kentucky (11/30/2024)
Had 30 or more rushing attempts ... 31, Maurice Turner vs. Cincinnati (12/17/2022)
Had 35 or more rushing attempts ... 35, Anthony Allen vs. Middle Tennessee (9/6/2007)
Had 40 or more rushing attempts ... 40, Nathan Poole at Wichita State (11/4/1978)

Rushing Yards

Rushed for 150 or more yards ... 235, Isaac Brown vs. Florida State (10/9/2026)
Rushed for 200 or more yards ... 235, Isaac Brown vs. Florida State (10/9/2026)
Rushed for 100 or more yards (QB) ... 113, Malik Cunningham vs. South Florida (9/24/2022)
Rushed for 150 or more yards (QB) ... 224, Malik Cunningham at Duke (11/1/2021)
Had two 100-yard rushers ... 112, Keyjuan Brown, 102 Isaac Brown vs. Toledo (12/23/2025)
Had a run of 70 or more yards ... 75 (TD), Isaac Brown vs. Stanford (10/31/2026)
Had a run of 80 or more yards ... 82 (TD), Lincoln Kienholz at Syracuse (10/17/2026)
Had a run of 90 or more yards ... 97 (TD), Isaac Brown vs. Florida State (10/9/2026)

THE LAST TIME...

Rushing Touchdowns

Rushed for 3 or more touchdowns ..... 3, Isaac Brown vs. Stanford (10/31/2026)
Rushed for 4 or more touchdowns ..... 4, Lamar Jackson vs. Florida State (9/17/2016)
Rushed for 5 or more touchdowns ..... 5, Eric Shelton vs. East Carolina (10/2/2004)
Had two players rush for two or more TDs ..... at Syracuse (10/17/2026)
..... 2, Lincoln Kienholz & 2, Keyjuan Brown

Passing Attempts

Had 30 or more pass attempts ..... 41, Lincoln Kienholz vs. Pitt (11/21/2026)
Had 35 or more pass attempts ..... 41, Lincoln Kienholz vs. Pitt (11/21/2026)
Had 40 or more pass attempts ..... 41, Miller Moss vs. Pitt (11/21/2026)
Had 45 or more pass attempts ..... 48, Miller Moss vs. Virginia (10/4/2025)
Had 50 or more pass attempts ..... 51, Miller Moss at Pittsburgh (9/27/2025)
Had 55 or more pass attempts ..... 58, Brian Brohm vs. Utah (10/5/2007)
Had 60 or more pass attempts ..... 65, Brian Brohm vs. Syracuse (9/22/2007)

Passing Completions

Had 25 or more pass completions ..... 25, Lincoln Kienholz vs. Pitt (11/21/2026)
Had 30 or more pass completions ..... 34, Miller Moss vs. Virginia (10/4/2025)
Had 35 or more pass completions ..... 35, Teddy Bridgewater vs. Miami, Fla. (12/28/2013)
Had 40 or more pass completions ..... 45, Brian Brohm vs. Syracuse (9/22/2007)

Passing Yards

Threw for 300 or more yards ..... 309, Lincoln Kienholz vs. Pitt (11/21/2026)
Threw for 350 or more yards ..... 350, Jack Plummer at Pittsburgh (10/14/2023)
Threw for 400 or more yards ..... 417, Lamar Jackson at Marshall (9/24/2016)
Threw for 450 or more yards ..... 467, Brian Brohm vs. Utah (10/5/2007)
Threw for 500 or more yards ..... 555, Brian Brohm vs. Syracuse (9/22/2007)
Had a pass of 60 or more yards ..... 61 (TD), Lincoln Kienholz vs. Wake Forest (9/26/2026)
Had a pass of 70 or more yards ..... 86 (TD), Tyler Shough vs. SMU (10/5/2024)
Had a pass of 80 or more yards ..... 86 (TD), Tyler Shough vs. SMU (10/5/2024)
Had a pass of 90 or more yards ..... 90 (TD), Malik Cunningham vs. Syracuse (11/23/2019)

Passing Touchdowns

Threw 3 or more touchdowns ..... 5, Lincoln Kienholz vs. Pitt (11/21/2026)
Threw 4 or more touchdowns ..... 5, Lincoln Kienholz vs. Pitt (11/21/2026)
Threw 5 or more touchdowns ..... 5, Lincoln Kienholz vs. Pitt (11/21/2026)
Threw 6 or more touchdowns ..... 6, Lamar Jackson vs. Charlotte (9/1/2016)
Non-QB threw a touchdown pass ..... Caullin Lacy (WR) vs. Clemson (11/14/2025)

Interceptions

Threw 3 or more interceptions ..... 3, Malik Cunningham vs. Virginia Tech (10/31/2020)
Threw 4 or more interceptions ..... 4, Lamar Jackson vs. Mississippi State (12/30/2017)
Threw 5 or more interceptions ..... 6, Erik Watts vs. Florida State (11/2/1991)

Receptions

Had 10 or more receptions ..... 10, Tre Richardson vs. Stanford (10/31/2026)
Had 12 or more receptions ..... 12, Chris Bell vs. Virginia (10/4/2025)
Had 13 or more receptions ..... 13, Harry Douglas at Kentucky (9/15/2007)
Had 14 or more receptions ..... 15, Arnold Jackson at Cincinnati (11/6/1999)

Receiving Yards

Had 125 or more receiving yards ..... 140, Tre Richardson vs. Stanford (10/31/2026)
Had 150 or more receiving yards ..... 170, Chris Bell vs. Virginia (10/4/2025)
Had 175 or more receiving yards ..... 182, Dez Fitzpatrick at Boston College (11/28/2020)
Had 200 or more receiving yards ..... 214, DeVante Parker vs. Florida State (10/30/2014)
Had two 100-yd receivers ..... 112, Chris Bell and 104, Ja'Corey Brooks at Stanford (11/16/2024)
Had a reception of 60 or more yards ..... 61 (TD), Jaleel Skinner vs. Wake Forest (9/26/2026)
Had a reception of 70 or more yards ..... 86 (TD), Ja'Corey Brooks vs. SMU (10/5/2024)
Had a reception of 80 or more yards ..... 86 (TD), Ja'Corey Brooks vs. SMU (10/5/2024)
Had a reception of 90 or more yards ..... 90 (TD), Tutu Atwell vs. Syracuse (11/23/2019)

Receiving Touchdowns

Had 2 or more touchdown receptions ..... 2, Tre Richardson/Lawayne McCoy vs. Pitt (11/21/2026)
Had 3 or more touchdown receptions ..... 3, Tutu Atwell vs. Western Kentucky (9/14/2019)
Had 4 or more touchdown receptions ..... 4, Lavell Boyd vs. Houston (10/23/1999)
Had 5 or more touchdown receptions ..... 5, Anthony Cummings at Cincinnati (11/3/1990)
Had two players with 2 or more TD receptions ..... vs. Pitt (11/21/2026)
..... 2, Tre Richardson & 2, Lawayne McCoy
Had two 100-yard rushers and a 100-yard receiver ..... vs. James Madison (11/5/2022)
..... Tiyon Evans (126 rush), Jawhar Jordan (117 rush), Tyler Hudson (142 rec)
Had a 100-yard rusher and two 100-yard receivers ..... at Stanford (11/16/2024)
..... Duke Watson (117 rush), Chris Bell (112 rec), Ja'Corey Brooks (104 rec)
Had a 100-yard rusher, 100-yard-receiver, and 300-yard passer ..... vs. SMU (10/5/2024)
..... Isaac Brown (117 rush), Ja'Corey Brooks (121 rec), Tyler Shough (329 pass)
Had a player with 300 yards passing and 100 yards rushing ..... at Duke (11/18/2021)
..... Malik Cunningham (303 pass/224 rush)
Had a player with 100 yards passing and rushing ..... vs. South Florida (9/24/2022)
..... Malik Cunningham (186 pass/113 rush)
Had a player with 300 or more yards of total offense ..... vs. Stanford (10/31/2026)
..... 312, Lincoln Kienholz (250 pass/62 rush)
Had a player with 400 or more yards of total offense ..... at Duke (11/18/2021)
..... 527, Malik Cunningham (303 pass/224 rush)
Had a player with 300 or more all-purpose yards ..... vs. Florida State (10/9/2026)
..... 313, Isaac Brown (235 rush/7 rec/71 KOR)
Had a player with 6 or more touchdowns responsible for ..... vs. Boston College (9/23/2023)
..... 6, Jack Plummer (5 pass/1 rush)
Had a player with 4 or more touchdowns scored ..... vs. Stanford (10/31/2026)
..... 4, Isaac Brown (3 rush, 1 receive)
Scored on first offensive play of game ..... vs. Virginia (10/9/2021)
..... Malik Cunningham 92-yard pass to Tyler Harrell
Game-winning TD with less than 1:00 ..... at Virginia (10/29/2016)
..... 0:13, Lamar Jackson to Jaylen Smith
Game-winning TD in overtime ..... Dominique Brown at Cincinnati (12/5/2013)
Walk-off TD in overtime ..... Henry Miller vs. Florida State (9/26/2002)
Two-point conversion ..... Lawayne McCoy pass from Lincoln Kienholz vs. Ole Miss (9/6/2026)
TD on an offensive fumble recovery ..... Gary Barnidge (0 yards) vs. Middle Tennessee (9/6/2007)
Did not punt ..... at Kentucky (11/25/2017)
Scored touchdowns via offense, defense, and special teams ..... vs. Georgia Tech (9/21/2024)
Had a scoring drive of 99 yards ..... vs. Kentucky (11/29/2025)

TEAM DEFENSE

Total Defense

Allowed 200 or fewer total yards ..... 150, vs. Pitt (11/21/2026)
Allowed 150 or fewer total yards ..... 150, vs. Pitt (11/21/2026)
Allowed 100 or fewer total yards ..... 80, vs. Murray State (9/30/2017)
Allowed 500 or more total yards ..... 538, vs. Miami, Fla. (10/19/2024)
Allowed 550 or more total yards ..... 569, vs. Mississippi (9/6/2021)
Allowed 600 or more total yards ..... 668, at Wake Forest (10/12/2019)

Rushing Defense

Allowed 50 or fewer rushing yards ..... 48, vs. Pitt (11/21/2026)
Allowed 10 or fewer rushing yards ..... 6, at Virginia (10/8/2022)
Allowed negative rushing yards ..... -14, vs. Boston College (10/24/2015)
Allowed 300 or more rushing yards ..... 362, vs. Kentucky (11/27/2021)
Allowed 350 or more rushing yards ..... 362, vs. Kentucky (11/27/2021)
Allowed 400 or more rushing yards ..... 517, at Kentucky (11/30/2019)

THE LAST TIME...

Rushing Touchdown Defense

Allowed 3 or more rushing touchdowns ..... 3, vs. #16 SMU (9/19/2026)
Allowed 4 or more rushing touchdowns..... 7, vs. Kentucky (11/27/2021)
Allowed 5 or more rushing touchdowns ..... 7, vs. Kentucky (11/27/2021)

Passing Defense

Allowed 200 or fewer passing yards..... 102, vs. Pitt (11/21/2026)
Allowed 100 or fewer passing yards..... 100, vs. Kentucky (11/29/2025)
Allowed 50 or fewer passing yards..... 46, vs. Syracuse (11/13/2021)
Allowed 400 or more passing yards ..... 487, vs. Virginia (10/9/2021)
Allowed 450 or more passing yards ..... 487, vs. Virginia (10/9/2021)

Tackles for Loss

Recorded 10 or more TFLs ..... 11, at Syracuse (10/17/2026)
Recorded 11 or more TFLs..... 11, at Syracuse (10/17/2026)
Recorded 12 or more TFLs ..... 14, vs. Austin Peay (8/31/2024)
Recorded 13 or more TFLs ..... 14, vs. Austin Peay (8/31/2024)
Recorded 14 or more TFLs ..... 14, vs. Austin Peay (8/31/2024)
Recorded 15 or more TFLs ..... 15, vs. Boston College (10/24/2015)
Recorded 16 or more TFLs ..... 17, vs. Grambling (9/9/2000)
Recorded 17 or more TFLs..... 17, vs. Grambling (9/9/2000)
Recorded 18 or more TFLs ..... 18, vs. Memphis (11/2/1996)

Sacks

Recorded 4 or more sacks..... 6, at North Carolina (11/14/2026)
Recorded 5 or more sacks ..... 6, at North Carolina (11/14/2026)
Recorded 6 or more sacks ..... 6, at North Carolina (11/14/2026)
Recorded 7 or more sacks..... 7, vs. Austin Peay (8/31/2024)
Recorded 8 or more sacks..... 8, vs. Wake Forest (10/29/2022)
Recorded 9 or more sacks ..... 9, at Rutgers (11/26/2010)
Recorded 10 or more sacks..... 10, vs. Grambling (9/9/2000)

Forced Turnovers

Recovered 3 or more fumbles ..... 3, at Clemson (11/12/2022)
Recovered 4 or more fumbles ..... 4, vs. Wake Forest (10/29/2022)
Recovered 5 or more fumbles ..... 5, vs. North Carolina (9/21/1995)
Recovered 6 or more fumbles ..... 6, vs. North Carolina State (10/8/1994)
Recovered 7 or more fumbles..... 8, vs. Morehead State (11/5/1955)
Intercepted 3 or more passes ..... 4, at Miami, Fla. (10/17/2025)
Intercepted 4 or more passes ..... 4, at Miami, Fla. (10/17/2025)
Intercepted 5 or more passes ..... 5, at Houston (11/8/2000)
Intercepted 6 or more passes ..... 6, vs. Army (9/17/1983)
Forced 5 or more turnovers..... 5, at Pittsburgh (9/27/2025)
Forced 6 or more turnovers..... 8, vs. Wake Forest (10/29/2022)
Forced 7 or more turnovers..... 8, vs. Wake Forest (10/29/2022)
Forced 8 or more turnovers..... 8, vs. Wake Forest (10/29/2022)
Forced 9 or more turnovers..... 9, vs. Army (9/17/1983)
Scored a safety..... at Syracuse (10/3/2014)
Scored two safeties ..... at Syracuse (10/3/2014)

INDIVIDUAL DEFENSE

Tackles

Had 15 or more tackles ..... 15, Qwynnterio Cole vs. Kentucky (11/27/2021)
Had 20 or more tackles..... 22, Lamar Myles at Kentucky (9/15/2007)

Tackles for Loss

Had 3 or more tackles for loss..... 3.0, Tyler Thompson at Syracuse (10/17/2026)
Had 4 or more tackles for loss..... 4.0, Devonte' Fields vs. Wake Forest (11/12/16)
Had 5 or more tackles for loss..... 7.0, Elvis Dumervil at Kentucky (9/4/2005)

Sacks

Had 2 or more sacks ..... 2.0, Koen Entringer at North Carolina (11/14/2026)
Had 3 or more sacks ..... 3.0, Ashton Gillotte vs. Boston College (9/23/2023)
Had 4 or more sacks ..... 4.0, Rodney Gnat vs. Eastern Kentucky (9/11/2010)
Had 5 or more sacks ..... 6.0, Elvis Dumervil at Kentucky (9/4/2005)

Interceptions

Intercepted 2 or more passes ..... 2, Kaleb Beasley vs. #16 SMU (9/19/2026)
Intercepted 3 or more passes ..... 3, Gerod Holliman at Boston College (11/8/2014)
Intercepted 4 or more passes ..... 5, Tom Giannini vs. Eastern Kentucky (11/18/1933)

Scoring

TD on an interception return ..... Tahveon Nicholson (21 yards) vs. Washington (12/31/2024)
TD on a fumble return..... Tayon Holloway (31 yards) vs. Stanford (10/31/2026)
Safety via tackle in end zone..... B.J. Dubose at Syracuse (10/3/2014)

INDIVIDUAL SPECIAL TEAMS

Kickoff Returns

TD on a kickoff return..... Caullin Lacy (100 yards) vs. Miami, Fla. (10/19/2024)
Had 2 or more KOR touchdowns..... George Cain (80 and 95 yards) at Xavier (9/24/1955)
Had KOR touchdowns in consecutive games..... Zek Parker – 94 yards vs. Southern Miss (11/20/1999)
..... 91 yards at Boise State (12/30/1999)
Had a KOR TD to open a game ..... Adrian Bushell (100 yards) at Connecticut (11/19/2011)

Punt Returns

Had 75 or more punt return yards..... 81, Jackson Voth at Georgia Tech (11/7/2026)
Had 100 or more punt return yards..... 106, Caullin Lacy at Virginia Tech (11/1/2025)
Had 125 or more punt return yards..... 125, Caullin Lacy vs. Eastern Kentucky (8/30/2025)
Had 150 or more punt return yards..... 159, Damien Dorsey at Army (9/21/2002)
TD on a punt return ..... Caullin Lacy (75 yards) vs. Bowling Green (9/20/2025)
Had punt return TDs in consecutive games .... Tom Lucia – 75 yards at Washington, Mo. (11/27/1948)
..... 87 yards vs. Saint Joseph's, Ind. (9/17/1949)

Field Goals/PATs

Had 4 or more field goals..... 4, Cooper Ranvier vs. California (11/8/2025)
Game-winning FG in final minute ..... 0:05 (34 yards), Blanton Creque at Florida State (10/21/2017)
Made a 50-yd FG or longer..... 54, Carson Hilbert vs. Wake Forest (9/26/2026)
Made a 55-yd FG or longer..... 57, Nick Keller at Pittsburgh (9/27/2025)

Blocked Kicks/Onside Kick

Blocked an extra point ..... Jared Goldwire at Georgia Tech (10/9/2020)
Blocked a field goal..... D'Angelo Hutchingson at Clemson (11/2/2024)
Blocked a punt..... Eric Hazzard vs. Stanford (10/31/2026)
Had 2 or more blocked kicks ..... 2, Tony Esters (2 punts) at Kentucky (8/31/1996)
TD on blocked field goal..... Tayon Holloway (55 yards) vs. Georgia Tech (9/21/2024)
TD on blocked punt return ..... Jimmy Calloway (0 yards) vs. Virginia (11/9/2023)
Defensive extra point ..... Ray Buchanan (80-yd blocked XP ret) at Ohio State (9/14/1991)
Recovered an onside kick ..... Javian Hawkins at Miami, Fla. (9/19/2020)

RESULTS

	Date	Opponent		Score	Overall	Conf	Time	Attend
	09/06/2026	vs Ole Miss	L	38-41	0-1	0-0	3:53	57390
	09/11/2026	Villanova	W	59-13	1-1	0-0	3:16	46385
*	09/19/2026	SMU	W	41-31	2-1	1-0	3:40	50199
*	09/26/2026	Wake Forest	L	27-30	2-2	1-1	3:33	46042
*	10/03/2026	at NC State	L	28-31	2-3	1-2	3:29	56919
*	10/09/2026	Florida St.	W	44-20	3-3	2-2	3:37	48992
*	10/17/2026	at Syracuse	W	34-26	4-3	3-2	3:34	39293
*	10/31/2026	Stanford	W	52-24	5-3	4-2	3:26	44308
*	11/07/2026	at Georgia Tech	W	44-17	6-3	5-2	3:15	44680
*	11/14/2026	at North Carolina	W	16-14	7-3	6-2	3:21	44664
*	11/21/2026	Pittsburgh	W	42-10	8-3	7-2	3:34	45892

TEAM STATISTICS

	LOU	OPP
Scoring	**425**	**257**
Points per game	38.6	23.4
Points Off Turnovers	55	48
First Downs	**241**	**223**
Rushing	112	85
Passing	114	109
Penalty	15	29
Rushing Yardage	**2287**	**1409**
Yards gained rushing	2605	1683
Yards lost rushing	318	274
Rushing attempts	399	398
Average per rush	5.7	3.5
Average per game	207.9	128.1
TDs Rushing	33	12
Passing Yardage	**2804**	**2674**
Comp-Att-Int	213-314-4	231-384-12
Average per pass	8.9	7.0
Average per catch	13.2	11.6
Average per game	254.9	243.1
TDs Passing	21	17
Total offense	**5091**	**4083**
Total plays	713	782
Average per play	7.1	5.2
Average per game	462.8	371.2
Kick returns: #-Yards	**20-399**	**9-164**
Punt returns: #-Yards	**16-205**	**12-51**
Int returns: #-Yards	**12-53**	**4-55**
Kick return average	**20.0**	**18.2**
Punt return average	**12.8**	**4.3**
Int return average	**4.4**	**13.8**
Fumbles-Lost	**14-6**	**13-9**
Penalties-Yards	**76-784**	**75-672**
Average per game	71.3	61.1
Punts-Yards	**38-1528**	**49-2054**
Average per punt	40.2	41.9
Net punt average	38.3	36.9
Kickoffs-Yards	**80-5155**	**53-3296**
Average per kick	64.4	62.2
Net kick average	40.2	39.6

TEAM STATISTICS

	LOU	OPP
Time of possession / game	**30:07**	**29:53**
3rd-down conversion	**57/128**	**51/162**
3rd-down pct	45%	31%
4th-down conversion	**0/5**	**17/36**
4th-down pct	0%	47%
Sacks by-Yards	**32-198**	**18-136**
Misc Yards	**0**	**0**
Touchdowns scored	**55**	**30**
Field goals - attempts	**14-21**	**16-18**
On-Side kicks	**0-0**	**0-1**
Red-zone scores	**(37-44) 84%**	**(26-35) 74%**
Red-zone touchdowns	**(29-44) 66%**	**(17-35) 49%**
PAT-attempts	**(51-54) 94%**	**(27-28) 96%**
2-point conversion-attempts	**(1-1) 100%**	**(1-2) 50%**
Attendance	**281818**	**185556**
Games / Avg per game	6/46970	4/46389
Neutral site games	-	1/57390

Score by Periods

Team	1st	2nd	3rd	4th	OT	TOT
Louisville	82	117	125	101	0	425
Opponents	50	105	49	53	0	257

INDIVIDUAL STATISTICS

Rushing

Player	gp	att	gain	loss	net	avg	td	lg	avg/g
Isaac Brown	11	120	867	33	834	7.0	8	97	75.8
Keyjuan Brown	10	96	688	16	672	7.0	6	58	67.2
Lincoln Kienholz	11	108	574	182	392	3.6	11	82	35.6
Tre Richardson	11	12	175	1	174	14.5	2	52	15.8
Marquise Davis	9	22	154	7	147	6.7	3	39	16.3
Braxton Jennings	11	13	106	5	101	7.8	3	44	9.2
Lekhy Thompkins	6	8	37	0	37	4.6	0	19	6.2
Davin Wydner	4	1	4	0	4	4.0	0	4	1.0
Team	11	19	0	74	-74	-3.9	0	0	-6.7
Total	**11**	**399**	**2605**	**318**	**2287**	**5.7**	**33**	**97**	**207.9**
Opponents	**11**	**398**	**1683**	**274**	**1409**	**3.5**	**12**	**40**	**128.1**

Passing

Player	gp	effic	comp-att-int	pct	yds	td	lg	avg/g
Lincoln Kienholz	11	162.0	206-305-4	67.5	2739	20	69	249.0
Davin Wydner	4	216.6	4-5-0	80.0	42	1	23	10.5
Briggs Cherry	1	200.8	2-2-0	100.0	24	0	14	24.0
Ryan Zimmerman	11	91.6	1-1-0	100.0	-1	0	0	-0.1
Team	11	0.0	0-1-0	0.0	0	0	0	0.0
Total	**11**	**162.4**	**213-314-4**	**67.8**	**2804**	**21**	**69**	**254.9**
Opponents	**11**	**127.0**	**231-384-12**	**60.2**	**2674**	**17**	**77**	**243.1**

Receiving

Player	gp	no.	yds	avg	td	lg	avg/g
Tre Richardson	11	58	822	14.2	5	62	74.7
Treyshun Hurry	11	45	542	12.0	3	35	49.3
Lawayne McCoy	9	36	640	17.8	6	61	71.1
Jaleel Skinner	11	25	362	14.5	4	69	32.9
Isaac Brown	11	19	177	9.3	2	46	16.1
Keyjuan Brown	10	8	57	7.1	0	13	5.7
Justyn Reid	11	6	70	11.7	0	20	6.4
Terrence McWilliams Jr.	11	5	35	7.0	0	12	3.2
Jackson Voth	11	4	49	12.3	0	27	4.5
Brody Foley	11	3	12	4.0	0	10	1.1
Marlon Harbin	10	2	24	12.0	0	14	2.4
Elizjah Lewis	6	1	12	12.0	0	12	2.0
Braxton Jennings	11	1	2	2.0	1	2	0.2
Total	**11**	**213**	**2804**	**13.2**	**21**	**69**	**254.9**
Opponents	**11**	**231**	**2674**	**11.6**	**17**	**77**	**243.1**

Punt Returns

Player	no.	yds	avg	td	lg
Jackson Voth	14	189	13.5	0	68
Tre Richardson	1	13	13.0	0	13
Lawayne McCoy	1	3	3.0	0	3
Total	**16**	**205**	**12.8**	**0**	**68**
Opponents	**12**	**51**	**4.3**	**0**	**11**

Interceptions

Player	no.	yds	avg	td	lg
Kaleb Beasley	5	0	0.0	0	0
Jabari Mack	2	32	16.0	0	32
Ben Perry	1	13	13.0	0	13
Stanquan Clark	1	0	0.0	0	0
T.J. Capers	1	0	0.0	0	0
Micah Rice	1	0	0.0	0	0
Cameron White	1	8	8.0	0	8
Total	**12**	**53**	**4.4**	**0**	**32**
Opponents	**4**	**55**	**13.8**	**0**	**43**

Kick Returns

Player	no.	yds	avg	td	lg
Isaac Brown	8	190	23.8	0	71
Keyjuan Brown	6	123	20.5	0	40
Braxton Jennings	2	38	19.0	0	21
Jabari Mack	1	12	12.0	0	12
Kalib Perry	1	0	0.0	0	0
Tre Richardson	1	22	22.0	0	22
Marquise Davis	1	14	14.0	0	14
Total	**20**	**399**	**20.0**	**0**	**71**
Opponents	**9**	**164**	**18.2**	**0**	**25**

Fumbles Recovered

Player	no.	yds	avg	td	lg
Tayon Holloway	1	31	31.0	1	31
Brycen Scott	2	0	0.0	0	0
Joshua Donald	1	0	0.0	0	0
Tyler Thompson	1	0	0.0	0	0
Jerod Smith II	1	0	0.0	0	0
Dillon Smith	1	0	0.0	0	0
Kaleb Beasley	1	-2	-2.0	0	0
Total	**9**	**29**	**3.2**	**1**	**31**
Opponents	**6**	**31**	**5.2**	**1**	**31**

INDIVIDUAL STATISTICS

All Purpose

Player	g	rush	rcv	pr	kr	ir	total	avg/g
Isaac Brown	11	834	177	0	190	0	1201	109.2
Tre Richardson	11	174	822	13	22	0	1031	93.7
Keyjuan Brown	10	672	57	0	123	0	852	85.2
Lawayne McCoy	9	0	640	3	0	0	643	71.4
Treyshun Hurry	11	0	542	0	0	0	542	49.3
Lincoln Kienholz	11	392	0	0	0	0	392	35.6
Jaleel Skinner	11	0	362	0	0	0	362	32.9
Jackson Voth	11	0	49	189	0	0	238	21.6
Marquise Davis	9	147	0	0	14	0	161	17.9
Braxton Jennings	11	101	2	0	38	0	141	12.8
Justyn Reid	11	0	70	0	0	0	70	6.4
Jabari Mack	8	0	0	0	12	32	44	5.5
Lekhy Thompkins	6	37	0	0	0	0	37	6.2
Terrence McWilliams Jr.	11	0	35	0	0	0	35	3.2
Marlon Harbin	10	0	24	0	0	0	24	2.4
Ben Perry	11	0	0	0	0	13	13	1.2
Brody Foley	11	0	12	0	0	0	12	1.1
Elizjah Lewis	6	0	12	0	0	0	12	2.0
Cameron White	11	0	0	0	0	8	8	0.7
Davin Wydner	4	4	0	0	0	0	4	1.0
Team	11	-74	0	0	0	0	-74	-6.7
Total	**11**	**2287**	**2804**	**205**	**399**	**53**	**5748**	**522.5**
Opponents	**11**	**1409**	**2674**	**51**	**164**	**55**	**4353**	**395.7**

INDIVIDUAL STATISTICS

Scoring

			PAT						
Player	**td**	**fg**	**kick**	**rush**	**rcv**	**pass**	**dxp**	**saf**	**pts**
Carson Hilbert	-	14-20	47-50	-	-	-	-	-	89
Lincoln Kienholz	11	-	-	-	-	1	-	-	66
Isaac Brown	10	-	-	-	-	-	-	-	60
Tre Richardson	7	-	-	-	-	-	-	-	42
Lawayne McCoy	6	-	-	-	1	-	-	-	38
Keyjuan Brown	6	-	-	-	-	-	-	-	36
Jaleel Skinner	4	-	-	-	-	-	-	-	24
Braxton Jennings	4	-	-	-	-	-	-	-	24
Treyshun Hurry	3	-	-	-	-	-	-	-	18
Marquise Davis	3	-	-	-	-	-	-	-	18
Tayon Holloway	1	-	-	-	-	-	-	-	6
Garth White	-	-	4-4	-	-	-	-	-	4
Total	**55**	**14-21**	**51-54**	**0**	**1**	**1**	**0**	**0**	**425**
Opponents	**30**	**16-18**	**27-28**	**0**	**1**	**1**	**0**	**0**	**257**

Field Goals

Player	**fg**	**pct.**	**01-19**	**20-29**	**30-39**	**40-49**	**50-99**	**lg**	**blk**
Carson Hilbert	14-20	70.0	0-0	3-3	5-5	5-10	1-2	54	0
Nick Keller	0-1	0.0	0-0	0-0	0-0	0-0	0-1	0	1
Opponents	**16-18**	**88.9**	**0-0**	**5-5**	**5-6**	**5-6**	**1-1**	**57**	**0**

FG Sequence

Team Name	**Louisville**	**Opponents**
Ole Miss	(25),(46),(45)	(43),46,,(48)
Villanova	(33)	(35),(29)
SMU		(46)
Wake Forest	(41),(54),42,57	(39),(35),(32)
NC State		(46),(29),(28)
Florida St.	54,(39)	
Syracuse		(26),(24)
Stanford	(35),40	(48)
Georgia Tech	(42),(23),(29)	(32)
North Carolina	(46),(32),48,(36)	39
Pittsburgh	44,46	(57)

Numbers in (parentheses) indicate field goal was made

Total Offense

Player	**g**	**plays**	**rush**	**pass**	**total**	**avg/g**
Lincoln Kienholz	11	413	392	2739	3131	284.6
Isaac Brown	11	120	834	0	834	75.8
Keyjuan Brown	10	96	672	0	672	67.2
Tre Richardson	11	12	174	0	174	15.8
Marquise Davis	9	22	147	0	147	16.3
Braxton Jennings	11	13	101	0	101	9.2
Davin Wydner	4	6	4	42	46	11.5
Lekhy Thompkins	6	8	37	0	37	6.2
Briggs Cherry	1	2	0	24	24	24.0
Ryan Zimmerman	11	1	0	-1	-1	-0.1
Team	11	0	-74	0	-74	-6.7
Total	**11**	**713**	**2287**	**2804**	**5091**	**462.8**
Opponents	**11**	**782**	**1409**	**2674**	**4083**	**371.2**

Punting

Player	**no.**	**yds**	**avg**	**lg**	**tb**	**fc**	**i20**	**50+**	**blk**
Niall Hayes	38	1528	40.2	59	1	11	9	3	0
Total	**38**	**1528**	**40.2**	**59**	**1**	**11**	**9**	**3**	**0**
Opponents	**49**	**2054**	**41.9**	**70**	**2**	**20**	**12**	**7**	**1**

Kickoffs

Player	**no.**	**yds**	**avg**	**tb**	**ob**	**retn**	**net**	**ydln**
Nick Keller	78	5025	64.4	67	0			
Bode Shoaps	2	130	65.0	2	0			
Total	**80**	**5155**	**64.4**	**69**	**0**	**9**	**40.2**	**24**
Opponents	**53**	**3296**	**62.2**	**32**	**0**	**21**	**39.6**	**25**

PASSING

#3 Lincoln Kienholz	Comp	Att	Int	Pct	Yards	TD	Long	Sacked	Effic.
Ole Miss	18	29	0	62.1	307	2	62	3-19	173.8
Villanova	16	21	0	76.2	332	2	69	0-0	240.4
SMU	14	23	0	60.9	177	2	44	0-0	154.2
Wake Forest	27	36	1	75.0	324	1	61	4-33	154.2
NC State	21	30	0	70.0	254	2	38	3-21	163.1
Florida St.	11	15	0	73.3	140	0	35	1-5	151.7
Syracuse	14	26	2	53.8	310	1	48	3-21	151.3
Stanford	20	28	0	71.4	250	2	44	0-0	170.0
Georgia Tech	17	25	0	68.0	182	2	32	0-0	155.6
North Carolina	23	31	0	74.2	154	1	26	1-11	126.6
Pittsburgh	25	41	1	61.0	309	5	34	3-26	159.6
Totals	**206**	**305**	**4**	**67.5**	**2739**	**20**	**69**	**18-136**	**162.0**

#10 Briggs Cherry	Comp	Att	Int	Pct	Yards	TD	Long	Sacked	Effic.
Villanova	2	2	0	100.0	24	0	14	0-0	200.8
Totals	**2**	**2**	**0**	**100.0**	**24**	**0**	**14**	**0-0**	**200.8**

#11 Davin Wydner	Comp	Att	Int	Pct	Yards	TD	Long	Sacked	Effic.
Villanova	3	4	0	75.0	19	1	12	0-0	197.4
Georgia Tech	1	1	0	100.0	23	0	23	0-0	293.2
Totals	**4**	**5**	**0**	**80.0**	**42**	**1**	**23**	**0-0**	**216.6**

#17 Ryan Zimmerman	Comp	Att	Int	Pct	Yards	TD	Long	Sacked	Effic.
Stanford	1	1	0	100.0	-1	0	0	0-0	91.6
Totals	**1**	**1**	**0**	**100.0**	**-1**	**0**	**0**	**0-0**	**91.6**

RUSHING

Player	No-Yds/TD	UM	VU	SMU	WF	NCSU	FSU	SU	Stan	GaTech	UNC	UP
Isaac Brown	120-834/8	16-36/0	13-61/0	10-67/1	9-33/0	9-125/1	17-235/2	9-11/0	9-139/3	7-38/1	12-59/0	9-30/0
Lincoln Kienholz	108-392/11	14-69/1	6-42/2	12-42/1	13--19/2	7-24/0	9-40/2	10-53/2	9-62/1	9-81/0	8-14/0	11--16/0
Keyjuan Brown	96-672/6	7-56/0	1-12/0	10-163/2	12-48/0	8-88/1	DNP	13-50/2	7-50/0	9-54/0	11-78/0	18-73/1
Marquise Davis	22-147/3	-	7-86/2	DNP	1-2/0	DNP	9-56/1	-	1--4/0	4-7/0	-	-
Braxton Jennings	13-101/3	-	3-28/1	-	1-3/0	-	3-49/1	-	1-1/0	5-20/1	-	-
Tre Richardson	12-174/2	1-30/1	1-11/0	1-14/0	2-8/0	-	-	1-5/0	4-49/0	1-52/1	-	1-5/0
Lekhy Thompkins	8-37/0	DNP	6-16/0	DNP	DNP	DNP	2-21/0	-	-	-	DNP	-
Davin Wydner	1-4/0	DNP	1-4/0	DNP	DNP	DNP	DNP	DNP	-	-	DNP	-

RECEIVING

Player	No-Yds/TD	UM	VU	SMU	WF	NCSU	FSU	SU	Stan	GaTech	UNC	UP
Tre Richardson	58-822/5	4-83/1	7-98/0	4-62/0	5-85/0	8-117/1	1-0/0	1-48/0	10-140/0	4-52/1	6-23/0	8-114/2
Treyshun Hurry	45-542/3	4-67/0	2-29/0	1-11/0	8-71/0	4-37/0	5-56/0	4-66/0	3-33/1	8-104/1	4-33/0	2-35/1
Lawayne McCoy	36-640/6	2-62/1	3-102/1	4-62/1	6-75/0	2-41/1	3-78/0	5-93/0	DNP	DNP	6-64/0	5-63/2
Jaleel Skinner	25-362/4	3-55/0	2-82/1	3-29/1	4-82/1	2-12/0	1--1/0	1-16/0	1-18/0	3-39/0	4-25/1	1-5/0
Isaac Brown	19-177/2	3-32/0	-	1--2/0	4-11/0	1-0/0	1-7/0	2-60/1	3-33/1	1-4/0	1--1/0	2-33/0
Keyjuan Brown	8-57/0	1-5/0	-	-	-	1-13/0	DNP	-	1-11/0	2-6/0	1-6/0	2-16/0
Justyn Reid	6-70/0	-	-	1-15/0	-	1-20/0	-	-	-	-	-	4-35/0
Terrence McWilliams Jr.	5-35/0	-	2-16/0	-	-	-	-	-	2-15/0	-	1-4/0	-
Jackson Voth	4-49/0	-	-	-	-	2-14/0	-	1-27/0	-	-	-	1-8/0
Brody Foley	3-12/0	1-3/0	1-10/0	-	-	-	-	-	1--1/0	-	-	-
Marlon Harbin	2-24/0	-	2-24/0	-	DNP	-	-	-	-	-	-	-
Elizjah Lewis	1-12/0	DNP	1-12/0	DNP	DNP	DNP	-	DNP	-	-	-	-
Braxton Jennings	1-2/1	-	1-2/1	-	-	-	-	-	-	-	-	-

DEFENSE

			Tackles				Sacks	Pass defense			Fumbles		blkd	
##	Player	gp	ua	a	tot	tfl/yds	no-yds	int-yds	brup	qbh	fr-yds	ff	kick	saf
6	Stanquan Clark	11	26	51	77	7-13	1.5-2	1-0	5	2	.	.	.	.
11	T.J. Capers	11	34	36	70	4-12	1.5-8	1-0	3	4	.	.	.	.
10	Kaleb Beasley	11	33	35	68	2-4	.	5-0	8	.	1--2	.	.	.
23	Ben Perry	11	26	28	54	5-12	2.5-7	1-13	4	6	.	1	.	.
50	Clev Lubin	11	24	27	51	10-63	9-61	.	.	7	.	2	.	.
5	Koen Entringer	9	19	24	43	3-15	2-14	.	2	.	.	1	.	.
4	TJ Banks	11	26	17	43	.	.	.	1	1	.	.	.	.
3	Tyler Thompson	11	18	16	34	8-53	6.5-52	.	1	3	1-0	2	.	.
13	Tayon Holloway	10	22	10	32	2.5-12	1-9	.	5	.	1-31	.	.	.
2	Demeco Kennedy	10	9	19	28	3-12	1-3	.	.	1	.	.	.	.
1	Jabari Mack	8	17	9	26	0.5-1	.	2-32	4	.	.	.	.	.
29	Blake Ruffin	11	7	14	21	1-4	1-4	.	.	1	.	.	.	.
99	Jerod Smith II	9	9	11	20	4.5-14	1.5-11	.	1	2	1-0	.	.	.
38	Cameron White	11	8	11	19	1-1	.	1-8	.	1	.	.	.	.
95	Joshua Donald	11	6	12	18	2-6	0.5-1	.	.	.	1-0	.	.	.
90	Daylen Russell	10	8	10	18	1.5-6	.	.	.	.	.	.	.	.
25	Brycen Scott	11	12	6	18	.	.	.	3	.	2-0	1	.	.
12	DJ Waller	9	12	5	17	1-2	.	.	1	.	.	.	.	.
17	AJ Green	10	6	11	17	3-13	2-11	.	2	5	.	.	.	.
52	Kalib Perry	7	12	5	17	0.5-1	.	.	1	.	.	.	.	.
19	Micah Carter	11	9	7	16	1-5	1-5	.	.	.	.	.	.	.
96	Tommy Ziesmer	11	5	9	14	1-10	1-10	.	1	1	.	1	.	.
93	Bailey Abercrombie	11	2	8	10	0.5-1	.	.	.	.	.	.	.	.
43	Trent Carter	10	2	8	10	.	.	.	.	.	.	.	.	.
40	Eric Hazzard	11	5	3	8	.	.	.	.	.	.	.	1	.
9	Antonio Watts	3	5	2	7	.	.	.	1	.	.	.	.	.
20	Antonio Harris	11	5	1	6	.	.	.	1	.	.	.	.	.
54	Drew Kegebein	8	.	4	4	.	.	.	.	.	.	.	.	.
27	Myles Norwood	9	2	2	4	.	.	.	.	.	.	.	.	.
91	Keon Webb	2	2	1	3	0.5-1	.	.	.	.	.	.	.	.
97	Maurice Davis	6	1	1	2	0.5-3	.	.	.	.	.	.	.	.
31	Micah Rice	10	.	2	2	.	.	1-0	.	.	.	.	.	.
94	Dillon Smith	4	1	1	2	.	.	.	.	.	1-0	.	.	.
26	Jordan Vann	10	1	1	2	.	.	.	.	.	.	.	.	.
36	Jacob Smith	6	.	1	1	.	.	.	.	.	.	.	.	.
7	Lawayne McCoy	9	1	.	1	.	.	.	.	.	.	.	.	.
1	Isaac Brown	11	.	1	1	.	.	.	.	.	.	.	.	.
3	Lincoln Kienholz	11	1	.	1	.	.	.	.	.	.	.	.	.
67	James Glover-Tyson	7	.	1	1	.	.	.	.	.	.	.	.	.
45	Marlon Harbin	10	.	1	1	.	.	.	.	.	.	.	.	.
53	Lance Robinson	11	.	1	1	.	.	.	.	.	.	.	.	.
	Totals	**11**	**376**	**412**	**788**	**63-264**	**32-198**	**12-53**	**44**	**34**	**9-29**	**8**	**1**	**0**
	Opponents	11	388	318	706	60-247	18-136	4-55	31	25	6-31	6	2	0

TACKLES

Player	S-A	Total	UM	VU	SMU	WF	NCSU	FSU	SU	Stan	GaTech	UNC	UP
Stanquan Clark	26-51	77	2-4	1-1	2-6	3-9	1-4	3-7	2-3	3-5	2-6	7-3	0-3
T.J. Capers	34-36	70	2-5	1-1	6-1	4-6	6-6	5-5	2-3	1-3	2-2	1-3	4-1
Kaleb Beasley	33-35	68	2-2	4-3	4-6	2-3	7-2	2-5	3-4	2-2	2-4	3-1	2-3
Ben Perry	26-28	54	2-1	2-2	2-2	4-1	1-5	4-4	1-3	1-2	3-3	1-2	5-3
Clev Lubin	24-27	51	5-0	1-1	1-4	3-1	3-5	0-4	5-3	0-5	3-0	2-4	1-0
TJ Banks	26-17	43	3-3	-	7-2	4-1	3-2	0-3	2-2	3-1	2-0	0-1	2-2
Koen Entringer	19-24	43	2-4	5-1	3-3	DNP	DNP	0-6	2-2	0-3	1-2	5-2	1-1
Tyler Thompson	18-16	34	2-1	1-0	0-2	1-0	2-1	1-1	4-1	1-2	2-3	1-3	3-2
Tayon Holloway	22-10	32	DNP	1-1	1-0	3-3	2-3	3-0	1-0	3-1	1-1	4-0	3-1
Demeco Kennedy	9-19	28	-	DNP	0-4	0-1	1-0	1-4	2-7	1-2	1-1	1-0	2-0
Jabari Mack	17-9	26	0-2	1-0	2-2	-	DNP	DNP	5-3	1-0	2-1	6-1	DNP
Blake Ruffin	7-14	21	0-2	0-2	2-1	1-4	-	-	2-0	0-4	1-1	-	1-0
Jerod Smith II	9-11	20	-	0-1	0-2	1-2	3-1	1-2	1-2	DNP	2-1	1-0	DNP
Cameron White	8-11	19	1-2	1-1	-	-	-	3-2	0-2	1-0	2-3	-	0-1
Brycen Scott	12-6	18	0-2	-	3-0	2-0	6-1	1-1	0-1	0-1	-	-	-
Daylen Russell	8-10	18	0-3	0-2	1-1	1-0	3-0	2-0	0-3	DNP	1-0	-	0-1
Joshua Donald	6-12	18	2-2	-	1-1	1-2	-	0-1	1-1	0-2	0-3	1-0	-
DJ Waller	12-5	17	3-1	3-2	1-0	1-0	2-0	1-2	DNP	DNP	1-0	-	-
Kalib Perry	12-5	17	DNP	DNP	1-0	0-1	DNP	DNP	-	4-1	6-1	-	1-2
AJ Green	6-11	17	2-2	1-2	0-2	-	DNP	1-0	1-4	0-1	1-0	-	-
Micah Carter	9-7	16	1-0	2-0	3-2	1-2	1-2	-	-	0-1	-	-	1-0
Tommy Ziesmer	5-9	14	0-1	1-0	0-2	-	1-0	-	-	1-3	1-1	0-2	1-0
Trent Carter	2-8	10	0-1	2-4	-	DNP	-	0-3	-	-	-	-	-
Bailey Abercrombie	2-8	10	0-1	1-1	0-1	-	0-2	-	-	1-2	0-1	-	-
Eric Hazzard	5-3	8	0-1	1-1	-	1-0	-	1-0	-	-	1-0	-	1-1
Antonio Watts	5-2	7	2-0	0-2	3-0	DNP	DNP	DNP	DNP	DNP	DNP	DNP	DNP
Antonio Harris	5-1	6	-	-	-	-	-	-	2-1	1-0	1-0	-	1-0
Myles Norwood	2-2	4	2-1	-	-	-	0-1	-	-	-	DNP	DNP	-
Drew Kegebein	0-4	4	DNP	DNP	DNP	-	0-1	-	0-1	-	0-1	-	0-1
Keon Webb	2-1	3	DNP	0-1	DNP	DNP	DNP	DNP	DNP	2-0	DNP	DNP	DNP
Jordan Vann	1-1	2	-	0-1	-	-	-	-	-	-	-	DNP	1-0
Dillon Smith	1-1	2	DNP	0-1	DNP	DNP	DNP	DNP	DNP	-	1-0	DNP	-
Maurice Davis	1-1	2	DNP	1-0	DNP	-	-	DNP	DNP	0-1	-	-	DNP
Micah Rice	0-2	2	0-1	-	-	-	-	0-1	-	-	-	DNP	-
Lincoln Kienholz	1-0	1	-	-	-	-	-	-	-	-	-	-	1-0
Lawayne McCoy	1-0	1	-	-	-	1-0	-	-	-	DNP	DNP	-	-
Isaac Brown	0-1	1	-	-	-	-	-	-	0-1	-	-	-	-
Jacob Smith	0-1	1	DNP	0-1	DNP	DNP	DNP	-	-	-	-	DNP	-
Marlon Harbin	0-1	1	-	-	-	DNP	-	-	-	-	0-1	-	-
Lance Robinson	0-1	1	-	-	-	-	-	-	0-1	-	-	-	-
James Glover-Tyson	0-1	1	-	-	-	-	-	0-1	DNP	DNP	DNP	DNP	-

TACKLES FOR LOSS

Player	UA-A	Total	UM	VU	SMU	WF	NCSU	FSU	SU	Stan	GaTech	UNC	UP
Clev Lubin	8-4	10.0	-	-	1.5-5	1.0-7	1.0-9	1.0-2	1.5-7	-	2.0-14	1.0-11	1.0-8
Tyler Thompson	7-2	8.0	-	1.0-12	0.5-3	-	-	1.0-8	3.0-15	1.0-10	-	1.0-5	0.5-0
Stanquan Clark	5-4	7.0	-	-	-	1.0-2	-	1.5-4	1.0-1	-	1.5-3	2.0-3	-
Ben Perry	3-4	5.0	-	-	-	1.0-1	1.0-3	-	1.0-5	-	0.5-1	-	1.5-2
Jerod Smith II	3-3	4.5	-	-	-	1.5-7	1.0-1	0.5-1	1.5-5	DNP	-	-	DNP
T.J. Capers	3-2	4.0	-	-	1.0-3	0.5-0	-	-	-	-	0.5-2	1.0-6	1.0-1
Koen Entringer	3-0	3.0	-	1.0-1	-	DNP	DNP	-	-	-	-	2.0-14	-
AJ Green	2-2	3.0	-	0.5-1	-	-	DNP	1.0-8	1.5-4	-	-	-	-
Demeco Kennedy	1-4	3.0	-	DNP	-	-	-	0.5-0	1.0-3	1.0-6	0.5-3	-	-
Tayon Holloway	2-1	2.5	DNP	-	-	-	-	-	-	-	-	1.0-1	1.5-11
Kaleb Beasley	1-2	2.0	-	0.5-0	0.5-3	-	-	1.0-1	-	-	-	-	-
Joshua Donald	0-4	2.0	-	-	-	-	-	0.5-1	-	0.5-3	1.0-2	-	-
Daylen Russell	1-1	1.5	-	-	0.5-2	-	-	1.0-4	-	DNP	-	-	-
DJ Waller	1-0	1.0	-	1.0-2	-	-	-	-	DNP	DNP	-	-	-
Micah Carter	1-0	1.0	-	-	-	-	-	-	-	-	-	-	1.0-5
Blake Ruffin	1-0	1.0	-	-	-	-	-	-	-	-	1.0-4	-	-
Cameron White	1-0	1.0	1.0-1	-	-	-	-	-	-	-	-	-	-
Tommy Ziesmer	1-0	1.0	-	-	-	-	-	-	-	1.0-10	-	-	-
Jabari Mack	0-1	0.5	-	-	-	-	DNP	DNP	0.5-1	-	-	-	DNP
Kalib Perry	0-1	0.5	DNP	DNP	-	-	DNP	DNP	-	-	-	-	0.5-1
Keon Webb	0-1	0.5	DNP	0.5-1	DNP	DNP	DNP	DNP	DNP	-	DNP	DNP	DNP
Bailey Abercrombie	0-1	0.5	-	0.5-1	-	-	-	-	-	-	-	-	-
Maurice Davis	0-1	0.5	DNP	-	DNP	-	-	DNP	DNP	0.5-3	-	-	DNP

SACKS

Player	UA-A	Total	UM	VU	SMU	WF	NCSU	FSU	SU	Stan	GaTech	UNC	UP
Clev Lubin	8-2	9	-	-	1.5-5	1-7	1-9	0.5-1	1-6	-	2-14	1-11	1-8
Tyler Thompson	6-1	6.5	-	1-12	0.5-3	-	-	1-8	2-14	1-10	-	1-5	-
Ben Perry	2-1	2.5	-	-	-	1-1	1-3	-	0.5-3	-	-	-	-
Koen Entringer	2-0	2	-	-	-	DNP	DNP	-	-	-	-	2-14	-
AJ Green	2-0	2	-	-	-	-	DNP	1-8	1-3	-	-	-	-
Stanquan Clark	1-1	1.5	-	-	-	-	-	0.5-0	-	-	-	1-2	-
T.J. Capers	1-1	1.5	-	-	-	-	-	-	-	-	0.5-2	1-6	-
Jerod Smith II	1-1	1.5	-	-	-	1-7	-	-	0.5-4	DNP	-	-	DNP
Tayon Holloway	1-0	1	DNP	-	-	-	-	-	-	-	-	-	1-9
Micah Carter	1-0	1	-	-	-	-	-	-	-	-	-	-	1-5
Blake Ruffin	1-0	1	-	-	-	-	-	-	-	-	1-4	-	-
Tommy Ziesmer	1-0	1	-	-	-	-	-	-	-	1-10	-	-	-
Demeco Kennedy	0-2	1	-	DNP	-	-	-	0.5-0	-	-	0.5-3	-	-
Joshua Donald	0-1	0.5	-	-	-	-	-	0.5-1	-	-	-	-	-

FUMBLES FORCED

Player	Number	UM	VU	SMU	WF	NCSU	FSU	SU	Stan	GaTech	UNC	UP
Tyler Thompson	2	-	1	-	-	-	-	-	1	-	-	-
Clev Lubin	2	2	-	-	-	-	-	-	-	-	-	-
Koen Entringer	1	-	-	-	DNP	DNP	-	-	-	-	1	-
Ben Perry	1	-	-	-	1	-	-	-	-	-	-	-
Brycen Scott	1	-	-	1	-	-	-	-	-	-	-	-
Tommy Ziesmer	1	-	-	-	-	-	-	-	-	-	-	1

FUMBLES RECOVERED

Player	Number	UM	VU	SMU	WF	NCSU	FSU	SU	Stan	GaTech	UNC	UP
Brycen Scott	2	1	-	-	-	-	-	-	-	-	-	1
Tyler Thompson	1	-	-	-	-	-	-	1	-	-	-	-
Kaleb Beasley	1	-	-	-	-	-	-	-	-	-	-	1
Tayon Holloway	1	DNP	-	-	-	-	-	-	1	-	-	-
Dillon Smith	1	DNP	1	DNP	DNP	DNP	DNP	DNP	-	-	DNP	-
Joshua Donald	1	-	-	-	-	-	-	-	-	-	1	-
Jerod Smith II	1	-	-	-	1	-	-	-	DNP	-	-	DNP

FUMBLE RETURNS

Player	No-Yds	UM	VU	SMU	WF	NCSU	FSU	SU	Stan	GaTech	UNC	UP
Brycen Scott	2-0	1-0	-	-	-	-	-	-	-	-	-	1-0
Tayon Holloway	1-31	DNP	-	-	-	-	-	-	1-31	-	-	-
Tyler Thompson	1-0	-	-	-	-	-	-	1-0	-	-	-	-
Dillon Smith	1-0	DNP	1-0	DNP	DNP	DNP	DNP	DNP	-	-	DNP	-
Joshua Donald	1-0	-	-	-	-	-	-	-	-	-	1-0	-
Jerod Smith II	1-0	-	-	-	1-0	-	-	-	DNP	-	-	DNP
Kaleb Beasley	1--2	-	-	-	-	-	-	-	-	-	-	1--2

INTERCEPTION RETURNS

Player	No-Yds	UM	VU	SMU	WF	NCSU	FSU	SU	Stan	GaTech	UNC	UP
Kaleb Beasley	5-0	-	-	2-0	-	1-0	1-0	1-0	-	-	-	-
Jabari Mack	2-32	-	-	-	-	DNP	DNP	-	1-0	-	1-32	DNP
Ben Perry	1-13	-	-	-	-	-	-	-	-	-	-	1-13
Cameron White	1-8	-	-	-	-	-	-	1-8	-	-	-	-
Stanquan Clark	1-0	1-0	-	-	-	-	-	-	-	-	-	-
T.J. Capers	1-0	-	-	-	-	-	-	-	-	-	-	1-0
Micah Rice	1-0	-	-	-	-	-	-	-	-	1-0	DNP	-

PUNT RETURNS

Player	No-Yds	UM	VU	SMU	WF	NCSU	FSU	SU	Stan	GaTech	UNC	UP
Jackson Voth	14-189	-	2-17	1-16	1--3	-	-	1-11	2-45	3-81	-	4-22
Tre Richardson	1-13	-	1-13	-	-	-	-	-	-	-	-	-
Lawayne McCoy	1-3	1-3	-	-	-	-	-	-	DNP	DNP	-	-

KICK RETURNS

Player	No-Yds	UM	VU	SMU	WF	NCSU	FSU	SU	Stan	GaTech	UNC	UP
Isaac Brown	8-190	-	-	-	-	4-82	1-71	1-10	2-27	-	-	-
Keyjuan Brown	6-123	3-51	2-58	-	-	-	DNP	-	-	1-14	-	-
Braxton Jennings	2-38	-	-	-	-	2-38	-	-	-	-	-	-
Tre Richardson	1-22	-	1-22	-	-	-	-	-	-	-	-	-
Marquise Davis	1-14	-	1-14	DNP	-	DNP	-	-	-	-	-	-
Jabari Mack	1-12	-	-	-	-	DNP	DNP	1-12	-	-	-	DNP
Kalib Perry	1-0	DNP	DNP	-	1-0	DNP	DNP	-	-	-	-	-

THIRD DOWN CONVERSIONS

Date	Opponent		Score	Overall		1st Qtr		2nd Qtr		3rd Qtr		4th Qtr		Overtime	
09/06/2026	vs Ole Miss	L	38-41	7-16	43.8	1-3	33.3	2-6	33.3	1-3	33.3	3-4	75.0	0-0	0.0
09/11/2026	Villanova	W	59-13	5-8	62.5	1-2	50.0	1-2	50.0	1-2	50.0	2-2	100.0	0-0	0.0
09/19/2026	SMU	W	41-31	3-10	30.0	2-2	100.0	0-3	0.0	1-2	50.0	0-3	0.0	0-0	0.0
09/26/2026	Wake Forest	L	27-30	7-14	50.0	2-4	50.0	2-2	100.0	1-3	33.3	2-5	40.0	0-0	0.0
10/03/2026	at NC State	L	28-31	4-9	44.4	0-1	0.0	2-4	50.0	1-2	50.0	1-2	50.0	0-0	0.0
10/09/2026	Florida St.	W	44-20	4-9	44.4	1-2	50.0	0-1	0.0	2-3	66.7	1-3	33.3	0-0	0.0
10/17/2026	at Syracuse	W	34-26	6-13	46.2	2-3	66.7	4-4	100.0	0-4	0.0	0-2	0.0	0-0	0.0
10/31/2026	Stanford	W	52-24	6-11	54.5	1-2	50.0	4-6	66.7	1-2	50.0	0-1	0.0	0-0	0.0
11/07/2026	at Georgia Tech	W	44-17	2-9	22.2	0-1	0.0	1-3	33.3	1-2	50.0	0-3	0.0	0-0	0.0
11/14/2026	at North Carolina	W	16-14	5-13	38.5	2-3	66.7	2-5	40.0	0-2	0.0	1-3	33.3	0-0	0.0
11/21/2026	Pittsburgh	W	42-10	8-16	50.0	1-5	20.0	3-6	50.0	1-1	100.0	3-4	75.0	0-0	0.0
	Louisville			**57-128**	**44.5**	**13-28**	**46.4**	**21-42**	**50.0**	**10-26**	**38.5**	**13-32**	**40.6**	**0-0**	**0.0**
	Opponents			**51-162**	**31.5**	**17-39**	**43.6**	**13-42**	**31.0**	**10-37**	**27.0**	**11-44**	**25.0**	**0-0**	**0.0**

FOURTH DOWN CONVERSIONS

Date	Opponent		Score	Overall		1st Qtr		2nd Qtr		3rd Qtr		4th Qtr		Overtime	
09/06/2026	vs Ole Miss	L	38-41	0-1	0.0	0-0	0.0	0-1	0.0	0-0	0.0	0-0	0.0	0-0	0.0
09/11/2026	Villanova	W	59-13	0-0	0.0	0-0	0.0	0-0	0.0	0-0	0.0	0-0	0.0	0-0	0.0
09/19/2026	SMU	W	41-31	0-0	0.0	0-0	0.0	0-0	0.0	0-0	0.0	0-0	0.0	0-0	0.0
09/26/2026	Wake Forest	L	27-30	0-1	0.0	0-0	0.0	0-0	0.0	0-0	0.0	0-1	0.0	0-0	0.0
10/03/2026	at NC State	L	28-31	0-1	0.0	0-0	0.0	0-1	0.0	0-0	0.0	0-0	0.0	0-0	0.0
10/09/2026	Florida St.	W	44-20	0-1	0.0	0-1	0.0	0-0	0.0	0-0	0.0	0-0	0.0	0-0	0.0
10/17/2026	at Syracuse	W	34-26	0-0	0.0	0-0	0.0	0-0	0.0	0-0	0.0	0-0	0.0	0-0	0.0
10/31/2026	Stanford	W	52-24	0-1	0.0	0-1	0.0	0-0	0.0	0-0	0.0	0-0	0.0	0-0	0.0
11/07/2026	at Georgia Tech	W	44-17	0-0	0.0	0-0	0.0	0-0	0.0	0-0	0.0	0-0	0.0	0-0	0.0
11/14/2026	at North Carolina	W	16-14	0-0	0.0	0-0	0.0	0-0	0.0	0-0	0.0	0-0	0.0	0-0	0.0
11/21/2026	Pittsburgh	W	42-10	0-0	0.0	0-0	0.0	0-0	0.0	0-0	0.0	0-0	0.0	0-0	0.0
	Louisville			**0-5**	**0.0**	**0-2**	**0.0**	**0-2**	**0.0**	**0-0**	**0.0**	**0-1**	**0.0**	**0-0**	**0.0**
	Opponents			**17-36**	**47.2**	**3-7**	**42.9**	**4-6**	**66.7**	**3-6**	**50.0**	**7-17**	**41.2**	**0-0**	**0.0**

TIME OF POSSESSION

Date	Opponent		Score	Overall	1st Qtr	2nd Qtr	3rd Qtr	4th Qtr	Overtime
09/06/2026	vs Ole Miss	L	38-41	30:58	07:35	07:52	09:38	05:53	00:00
09/11/2026	Villanova	W	59-13	29:09	06:44	07:25	07:22	07:38	00:00
09/19/2026	SMU	W	41-31	28:04	08:19	05:49	05:49	08:07	00:00
09/26/2026	Wake Forest	L	27-30	33:34	08:54	08:58	08:15	07:27	00:00
10/03/2026	at NC State	L	28-31	22:40	04:38	07:07	07:03	03:52	00:00
10/09/2026	Florida St.	W	44-20	28:42	03:51	06:56	08:59	08:56	00:00
10/17/2026	at Syracuse	W	34-26	27:36	07:17	07:53	06:16	06:10	00:00
10/31/2026	Stanford	W	52-24	29:18	07:50	11:45	06:53	02:50	00:00
11/07/2026	at Georgia Tech	W	44-17	30:15	06:47	09:51	05:08	08:29	00:00
11/14/2026	at North Carolina	W	16-14	31:57	04:39	14:39	04:20	08:19	00:00
11/21/2026	Pittsburgh	W	42-10	39:02	08:40	09:32	06:32	14:18	00:00
	Louisville		**Total**	**331:15**	**75:14**	**97:47**	**76:15**	**81:59**	**00:00**
			Avg.	**30:07**	**06:50**	**08:53**	**06:56**	**07:27**	**00:00**
	Opponents		**Total**	**328:45**	**64:17**	**92:42**	**69:53**	**101:53**	**00:00**
			Avg.	**29:53**	**05:51**	**08:26**	**06:21**	**09:16**	**00:00**

CARDS IN THE RED ZONE

Date	Opponent		Score	Times In RZ	Times Scored	Total Pts	TDs	Rush TDs	Pass TDs	FGs Made	Failed to score inside RZ FGA	Down	Int	Fumb	Half	Game
09/06/2026	vs Ole Miss	L	38-41	2	2	10	1	1	0	1	1	0	0	0	0	0
09/11/2026	Villanova	W	59-13	7	7	45	6	5	1	1	1	0	0	0	0	0
09/19/2026	SMU	W	41-31	2	2	14	2	1	1	0	0	0	0	0	0	0
09/26/2026	Wake Forest	L	27-30	4	3	17	2	2	0	1	2	0	0	0	0	0
10/03/2026	at NC State	L	28-31	3	1	7	1	1	0	0	0	1	0	1	0	0
10/09/2026	Florida St.	W	44-20	4	3	21	3	3	0	0	0	0	0	0	0	1
10/17/2026	at Syracuse	W	34-26	3	3	20	3	3	0	0	0	0	0	0	0	0
10/31/2026	Stanford	W	52-24	5	4	24	3	2	1	1	1	1	0	0	0	0
11/07/2026	at Georgia Tech	W	44-17	6	6	34	4	2	2	2	2	0	0	0	0	0
11/14/2026	at North Carolina	W	16-14	4	3	13	1	0	1	2	2	0	0	0	0	1
11/21/2026	Pittsburgh	W	42-10	4	3	21	3	1	2	0	1	0	0	0	0	0
	Totals 37 of 44 (84.1%)			**44**	**37**	**226**	**29**	**21**	**8**	**8**	**10**	**2**	**0**	**1**	**0**	**2**

OPPONENTS IN THE RED ZONE

Date	Opponent		Score	Times In RZ	Times Scored	Total Pts	TDs	Rush TDs	Pass TDs	FGs Made	Failed to score inside RZ FGA	Down	Int	Fumb	Half	Game
09/06/2026	Ole Miss	L	38-41	2	2	14	2	2	0	0	0	0	0	0	0	0
09/11/2026	Villanova	W	59-13	2	2	6	0	0	0	2	2	0	0	0	0	0
09/19/2026	SMU	W	41-31	4	3	21	3	2	1	0	0	0	0	1	0	0
09/26/2026	Wake Forest	L	27-30	4	4	20	2	2	0	2	2	0	0	0	0	0
10/03/2026	NC State	L	28-31	6	4	21	2	1	1	2	2	0	1	0	0	1
10/09/2026	Florida St.	W	44-20	3	2	13	2	1	1	0	0	1	0	0	0	0
10/17/2026	Syracuse	W	34-26	6	4	19	2	1	1	2	2	1	0	1	0	0
10/31/2026	Stanford	W	52-24	1	0	0	0	0	0	0	0	1	0	0	0	0
11/07/2026	Georgia Tech	W	44-17	4	3	17	2	0	2	1	1	1	0	0	0	0
11/14/2026	North Carolina	W	16-14	3	2	14	2	2	0	0	1	0	0	0	0	0
11/21/2026	Pittsburgh	W	42-10	0	0	0	0	0	0	0	0	0	0	0	0	0
	Totals 26 of 35 (74.3%)			**35**	**26**	**145**	**17**	**11**	**6**	**9**	**10**	**4**	**1**	**2**	**0**	**1**

COMPARISON

Opponent	Score	First Downs Total	Rush	Pass	Pen	Rushing Number-Yards	Passing Comp-Att.-Int	Yards	Total Offense Plays-Yards	Return Yards	Turn-Overs
Ole Miss	38-41	20 / 24	10 / 12	9 / 10	1 / 2	39-162 / 41-152	18-29-0 / 21-37-1	307 / 336	68-469 / 78-488	54 / 16	0 / 2
Villanova	59-13	29 / 15	13 / 2	15 / 9	1 / 4	38-260 / 28-75	21-28-0 / 20-34-0	375 / 178	66-635 / 62-253	124 / 12	0 / 1
SMU	41-31	22 / 27	12 / 12	7 / 10	3 / 5	37-265 / 45-257	14-23-0 / 24-35-2	177 / 222	60-442 / 80-479	16 / 5	0 / 3
Wake Forest	27-30	24 / 20	8 / 10	14 / 6	2 / 4	38-75 / 42-177	27-36-1 / 12-19-0	324 / 225	74-399 / 61-402	-3 / 48	1 / 1
NC State	28-31	22 / 26	8 / 5	11 / 19	3 / 2	25-231 / 43-120	21-30-0 / 25-41-1	254 / 373	55-485 / 84-493	120 / 7	3 / 1
Florida St.	44-20	21 / 22	16 / 9	5 / 11	0 / 2	43-397 / 39-153	11-15-0 / 21-38-1	140 / 209	58-537 / 77-362	71 / 37	0 / 1
Syracuse	34-26	15 / 26	5 / 10	10 / 12	0 / 4	35-115 / 39-123	14-26-2 / 29-44-2	310 / 339	61-425 / 83-462	41 / 23	2 / 3
Stanford	52-24	22 / 15	11 / 4	11 / 10	0 / 1	33-296 / 31-81	21-29-0 / 23-38-1	249 / 270	62-545 / 69-351	103 / 10	1 / 2
Georgia Tech	44-17	22 / 23	10 / 8	10 / 12	2 / 3	36-251 / 32-109	18-26-0 / 25-45-1	205 / 241	62-456 / 77-350	95 / 46	1 / 1
North Carolina	16-14	19 / 17	9 / 10	8 / 6	2 / 1	33-148 / 33-114	23-31-0 / 16-25-1	154 / 179	64-302 / 58-293	32 / 3	0 / 2
Pittsburgh	42-10	25 / 8	10 / 3	14 / 4	1 / 1	42-87 / 25-48	25-41-1 / 15-28-2	309 / 102	83-396 / 53-150	33 / 94	2 / 4
Totals	**425-257**	**241 / 223**	**112 / 85**	**114 / 109**	**15 / 29**	**399-2287 / 398-1409**	**213-314-4 / 231-384-12**	**2804 / 2674**	**713-5091 / 782-4083**	**686 / 301**	**10 / 21**

Opponents	3rd Down Conversion	4th Down Conversion	Time of Possession	TOP Margin	Avg Yds/Rush	Avg Yds/Pass	Avg Yds/Play	Punting Number-Avg	Penalties Number-Yards	Sacks
Ole Miss	7-16 / 6-16	0-1 / 1-2	30:58 / 29:02	01:56	4.2 / 3.7	10.6 / 9.1	6.9 / 6.3	5-39.6 / 3-43.3	9-82.0 / 6-60.0	0 / 3
Villanova	5-8 / 4-14	0-0 / 0-0	29:09 / 30:51	-01:42	6.8 / 2.7	13.4 / 5.2	9.6 / 4.1	2-52.5 / 8-44.1	7-90.0 / 7-64.0	1 / 0
SMU	3-10 / 5-14	0-0 / 3-5	28:04 / 31:56	-03:52	7.2 / 5.7	7.7 / 6.3	7.4 / 6.0	6-37.2 / 3-39.7	11-110.0 / 8-82.0	2 / 0
Wake Forest	7-14 / 2-10	0-1 / 0-1	33:34 / 26:26	07:08	2.0 / 4.2	9.0 / 11.8	5.4 / 6.6	2-36.5 / 3-50.3	9-90.0 / 10-85.0	3 / 4
NC State	4-9 / 9-17	0-1 / 1-1	22:40 / 37:20	-14:40	9.2 / 2.8	8.5 / 9.1	8.8 / 5.9	3-40.0 / 3-36.3	3-40.0 / 7-64.0	2 / 3
Florida St.	4-9 / 7-17	0-1 / 3-5	28:42 / 31:18	-02:36	9.2 / 3.9	9.3 / 5.5	9.3 / 4.7	1-48.0 / 5-40.0	4-35.0 / 4-24.0	4 / 1
Syracuse	6-13 / 3-14	0-0 / 2-4	27:36 / 32:24	-04:48	3.3 / 3.2	11.9 / 7.7	7.0 / 5.6	6-39.0 / 4-47.0	10-90.0 / 8-88.0	5 / 3
Stanford	6-11 / 2-16	0-1 / 4-8	29:18 / 30:42	-01:24	9.0 / 2.6	8.6 / 7.1	8.8 / 5.1	2-40.5 / 4-43.0	5-39.0 / 5-55.0	2 / 0
Georgia Tech	2-9 / 4-17	0-0 / 3-7	30:15 / 29:45	00:30	7.0 / 3.4	7.9 / 5.4	7.4 / 4.5	2-39.0 / 4-43.3	6-73.0 / 6-40.0	4 / 0
North Carolina	5-13 / 7-14	0-0 / 0-2	31:57 / 28:03	03:54	4.5 / 3.5	5.0 / 7.2	4.7 / 5.1	5-37.0 / 4-36.8	7-75.0 / 6-55.0	6 / 1
Pittsburgh	8-16 / 2-13	0-0 / 0-1	39:02 / 20:58	18:04	2.1 / 1.9	7.5 / 3.6	4.8 / 2.8	4-45.8 / 8-39.0	5-60.0 / 8-55.0	3 / 3
Totals	**57-128 / 51-162**	**0-5 / 17-36**	**331:15 / 328:45**	**02:30**	**5.7 / 3.5**	**8.9 / 7.0**	**7.1 / 5.2**	**38-40.2 / 49-41.9**	**76-784.0 / 75-672.0**	**32 / 18**

CARDS GAME BY GAME

		Rushing				Receiving				Passing				Kick Returns				Punt Returns				tot
Date	Opponent	no.	yds	td	lg	no.	yds	td	lg	cmp-att-int	yds	td	lg	no.	yds	td	lg	no.	yds	td	lg	off
09/06/2026	vs Ole Miss	39	162	2	41	18	307	2	62	18-29-0	307	2	62	3	51	0	23	1	3	0	3	469
09/11/2026	Villanova	38	260	5	39	21	375	3	69	21-28-0	375	3	69	4	94	0	40	3	30	0	14	635
09/19/2026	SMU	37	265	4	58	14	177	2	44	14-23-0	177	2	44	0	0	0	0	1	16	0	16	442
09/26/2026	Wake Forest	38	75	2	12	27	324	1	61	27-36-1	324	1	61	1	0	0	0	1	-3	0	0	399
10/03/2026	at NC State	25	231	2	70	21	254	2	38	21-30-0	254	2	38	6	120	0	21	0	0	0	0	485
10/09/2026	Florida St.	43	397	6	97	11	140	0	35	11-15-0	140	0	35	1	71	0	71	0	0	0	0	537
10/17/2026	at Syracuse	35	115	4	82	14	310	1	48	14-26-2	310	1	48	2	22	0	12	1	11	0	11	425
10/31/2026	Stanford	33	296	4	75	21	249	2	44	21-29-0	249	2	44	2	27	0	16	2	45	0	33	545
11/07/2026	at Georgia Tech	36	251	3	52	18	205	2	32	18-26-0	205	2	32	1	14	0	14	3	81	0	68	456
11/14/2026	at North Carolina	33	148	0	16	23	154	1	26	23-31-0	154	1	26	0	0	0	0	0	0	0	0	302
11/21/2026	Pittsburgh	42	87	1	12	25	309	5	34	25-41-1	309	5	34	0	0	0	0	4	22	0	22	396
Louisville		**399**	**2287**	**33**	**97**	**213**	**2804**	**21**	**69**	**213-314-4**	**2804**	**21**	**69**	**20**	**399**	**0**	**71**	**16**	**205**	**0**	**68**	**5091**
Opponents		**398**	**1409**	**12**	**40**	**231**	**2674**	**17**	**77**	**231-384-12**	**2674**	**17**	**77**	**9**	**164**	**0**	**25**	**12**	**51**	**0**	**11**	**4083**

Louisville Averages

Games	Avg/ rush	Avg/ catch	Pass effic	KR avg	PR avg	All purpose avg/game	Total offense avg/game
11	5.7	13.2	162.4	20.0	12.8	522.5	462.8

		Tackles				Sacks	Fumble		Pass Defense			blkd	PAT attempts			off		
Date	Opponent	ua	a	total	tfl-yds	no-yds	ff	fr-yds	int-yds	qbh	brup	kick	kick	rush	rcv	saf	t/o	pts
09/06/2026	vs Ole Miss	33	42	75	1.0-1	0-0	2	1-0	1-0	4	5	0	3-3	0	1	0	0	38
09/11/2026	Villanova	30	32	62	5.0-18	1-12	1	1-0	0-0	1	6	0	8-8	0	0	0	0	59
09/19/2026	SMU	43	44	87	4.0-16	2-8	1	1-0	2-0	4	2	0	5-6	0	0	0	0	41
09/26/2026	Wake Forest	34	36	70	5.0-17	3-15	1	1-0	0-0	0	2	0	3-3	0	0	0	0	27
10/03/2026	at NC State	42	36	78	3.0-13	2-12	0	0-0	1-0	3	6	0	4-4	0	0	0	7	28
10/09/2026	Florida St.	29	52	81	8.0-29	4-18	0	0-0	1-0	8	5	0	5-6	0	0	0	0	44
10/17/2026	at Syracuse	36	48	84	11.0-41	5-30	0	1-0	2-8	4	5	0	4-5	0	0	0	6	34
10/31/2026	Stanford	26	42	68	4.0-32	2-20	1	1-31	1-0	3	3	1	7-7	0	0	0	14	52
11/07/2026	at Georgia Tech	39	36	75	7.0-29	4-23	0	0-0	1-0	2	5	0	5-5	0	0	0	0	44
11/14/2026	at North Carolina	33	22	55	8.0-40	6-38	1	1-0	1-32	2	3	0	1-1	0	0	0	7	16
11/21/2026	Pittsburgh	31	22	53	7.0-28	3-22	1	2--2	2-13	3	2	0	6-6	0	0	0	21	42
Louisville		**376**	**412**	**788**	**63.0-264**	**32-198**	**8**	**9-29**	**12-53**	**34**	**44**	**1**	**51-54**	**0**	**1**	**0**	**55**	**425**
Opponents		**388**	**318**	**706**	**60.0-247**	**18-136**	**6**	**6-31**	**4-55**	**25**	**31**	**2**	**27-28**	**0**	**1**	**0**	**48**	**257**

		Punting									Field Goals			Kickoffs				
Date	Opponent	no.	yds	avg	long	blkd	tb	fc	50+	i20	md-att	long	blkd	no.	yds	avg	tb	ob
09/06/2026	vs Ole Miss	5	198	39.6	47	0	0	1	0	1	3-3	46	0	8	509	63.6	7	0
09/11/2026	Villanova	2	105	52.5	59	0	1	1	1	1	1-1	33	0	10	649	64.9	9	0
09/19/2026	SMU	6	223	37.2	45	0	0	3	0	1	0-0	0	0	7	440	62.9	7	0
09/26/2026	Wake Forest	2	73	36.5	39	0	0	1	0	0	2-4	54	1	6	390	65.0	4	0
10/03/2026	at NC State	3	120	40.0	43	0	0	1	0	1	0-0	0	0	5	325	65.0	4	0
10/09/2026	Florida St.	1	48	48.0	48	0	0	0	0	0	1-2	39	0	8	520	65.0	6	0
10/17/2026	at Syracuse	6	234	39.0	47	0	0	0	0	0	0-0	0	0	6	390	65.0	6	0
10/31/2026	Stanford	2	81	40.5	44	0	0	1	0	0	1-2	35	0	9	555	61.7	9	0
11/07/2026	at Georgia Tech	2	78	39.0	43	0	0	0	0	1	3-3	42	0	9	582	64.7	7	0
11/14/2026	at North Carolina	5	185	37.0	45	0	0	2	0	2	3-4	46	0	5	325	65.0	4	0
11/21/2026	Pittsburgh	4	183	45.8	52	0	0	1	2	2	0-2	0	0	7	470	67.1	6	0
Louisville		**38**	**1528**	**40.2**	**59**	**0**	**1**	**11**	**3**	**9**	**14-21**	**54**	**1**	**80**	**5155**	**64.4**	**69**	**0**
Opponents		**49**	**2054**	**41.9**	**70**	**1**	**2**	**20**	**7**	**12**	**16-18**	**57**	**0**	**53**	**3296**	**62.2**	**32**	**0**

OPPONENTS GAME BY GAME

		Rushing				Receiving				Passing				Kick Returns				Punt Returns				tot
Date	Opponent	no.	yds	td	lg	no.	yds	td	lg	cmp-att-int	yds	td	lg	no.	yds	td	lg	no.	yds	td	lg	off
09/06/2026	vs Ole Miss	41	152	2	17	21	336	3	62	21-37-1	336	3	62	1	9	0	9	2	7	0	6	488
09/11/2026	Villanova	28	75	0	13	20	178	1	65	20-34-0	178	1	65	1	12	0	12	0	0	0	0	253
09/19/2026	SMU	45	257	3	40	24	222	1	32	24-35-2	222	1	32	0	0	0	0	1	5	0	5	479
09/26/2026	Wake Forest	42	177	2	21	12	225	1	77	12-19-0	225	1	77	2	47	0	25	0	0	0	0	402
10/03/2026	at NC State	43	120	1	12	25	373	2	46	25-41-1	373	2	46	0	0	0	0	1	7	0	7	493
10/09/2026	Florida St.	39	153	1	15	21	209	2	25	21-38-1	209	2	25	2	37	0	21	0	0	0	0	362
10/17/2026	at Syracuse	39	123	1	39	29	339	2	65	29-44-2	339	2	65	0	0	0	0	2	12	0	11	462
10/31/2026	Stanford	31	81	0	12	23	270	3	75	23-38-1	270	3	75	0	0	0	0	1	10	0	10	351
11/07/2026	at Georgia Tech	32	109	0	33	25	241	2	27	25-45-1	241	2	27	2	37	0	23	1	9	0	9	350
11/14/2026	at North Carolina	33	114	2	15	16	179	0	34	16-25-1	179	0	34	0	0	0	0	1	3	0	3	293
11/21/2026	Pittsburgh	25	48	0	10	15	102	0	20	15-28-2	102	0	20	1	22	0	22	3	-2	0	1	150
Opponents		**398**	**1409**	**12**	**40**	**231**	**2674**	**17**	**77**	**231-384-12**	**2674**	**17**	**77**	**9**	**164**	**0**	**25**	**12**	**51**	**0**	**11**	**4083**
Louisville		**399**	**2287**	**33**	**97**	**213**	**2804**	**21**	**69**	**213-314-4**	**2804**	**21**	**69**	**20**	**399**	**0**	**71**	**16**	**205**	**0**	**68**	**5091**

Opponents Averages

Games	Avg/ rush	Avg/ catch	Pass effic	KR avg	PR avg	All purpose avg/game	Total offense avg/game
11	3.5	11.6	127.0	18.2	4.3	395.7	371.2

		Tackles				Sacks	Fumble		Pass Defense			blkd	PAT attempts			off		
Date	Opponent	ua	a	total	tfl-yds	no-yds	ff	fr-yds	int-yds	qbh	brup	kick	kick	rush	rcv	saf	t/o	pts
09/06/2026	vs Ole Miss	30	42	72	8.0-33	3-19	0	0-0	0-0	5	2	0	5-5	0	0	0	0	41
09/11/2026	Villanova	41	30	71	2.0-3	0-0	1	0-0	0-0	0	0	0	1-1	0	0	0	0	13
09/19/2026	SMU	36	12	48	8.0-21	0-0	1	0-0	0-0	2	2	0	4-4	0	0	0	0	31
09/26/2026	Wake Forest	46	30	76	9.0-40	4-33	0	0-0	1-1	3	3	1	3-3	0	0	0	7	30
10/03/2026	at NC State	30	32	62	5.0-24	3-21	4	3-0	0-0	2	6	0	2-2	0	1	0	18	31
10/09/2026	Florida St.	33	22	55	4.0-10	1-5	0	0-0	0-0	2	1	1	2-2	0	0	0	0	20
10/17/2026	at Syracuse	29	32	61	11.0-49	3-21	0	0-0	2-11	5	5	0	2-3	0	0	0	7	26
10/31/2026	Stanford	37	24	61	3.0-7	0-0	0	1-0	0-0	2	4	0	3-3	0	0	0	3	24
11/07/2026	at Georgia Tech	31	32	63	1.0-5	0-0	0	1-0	0-0	1	1	0	2-2	0	0	0	3	17
11/14/2026	at North Carolina	40	14	54	3.0-17	1-11	0	0-0	0-0	1	1	0	2-2	0	0	0	0	14
11/21/2026	Pittsburgh	35	48	83	6.0-38	3-26	0	1-31	1-43	2	6	0	1-1	0	0	0	10	10
Opponents		**388**	**318**	**706**	**60.0-247**	**18-136**	**6**	**6-31**	**4-55**	**25**	**31**	**2**	**27-28**	**0**	**1**	**0**	**48**	**257**
Louisville		**376**	**412**	**788**	**63.0-264**	**32-198**	**8**	**9-29**	**12-53**	**34**	**44**	**1**	**51-54**	**0**	**1**	**0**	**55**	**425**

		Punting									Field Goals			Kickoffs				
Date	Opponent	no.	yds	avg	long	blkd	tb	fc	50+	i20	md-att	long	blkd	no.	yds	avg	tb	ob
09/06/2026	vs Ole Miss	3	130	43.3	49	0	0	1	0	0	2-3	48	0	7	439	62.7	4	0
09/11/2026	Villanova	8	353	44.1	64	0	0	2	2	4	2-2	35	0	4	231	57.8	0	0
09/19/2026	SMU	3	119	39.7	42	0	0	2	0	1	1-1	46	0	5	325	65.0	5	0
09/26/2026	Wake Forest	3	151	50.3	70	0	0	1	1	1	3-3	39	0	7	412	58.9	6	0
10/03/2026	at NC State	3	109	36.3	43	0	0	2	0	0	3-3	46	0	7	443	63.3	1	0
10/09/2026	Florida St.	5	200	40.0	48	0	1	3	0	2	0-0	0	0	4	259	64.8	3	0
10/17/2026	at Syracuse	4	188	47.0	58	0	0	2	1	2	2-2	26	0	6	379	63.2	4	0
10/31/2026	Stanford	4	172	43.0	54	1	0	1	1	0	1-1	48	0	5	317	63.4	3	0
11/07/2026	at Georgia Tech	4	173	43.3	50	0	0	1	1	0	1-1	32	0	3	193	64.3	2	0
11/14/2026	at North Carolina	4	147	36.8	41	0	0	3	0	0	0-1	0	0	3	168	56.0	2	0
11/21/2026	Pittsburgh	8	312	39.0	54	0	1	2	1	2	1-1	57	0	2	130	65.0	2	0
Opponents		**49**	**2054**	**41.9**	**70**	**1**	**2**	**20**	**7**	**12**	**16-18**	**57**	**0**	**53**	**3296**	**62.2**	**32**	**0**
Louisville		**38**	**1528**	**40.2**	**59**	**0**	**1**	**11**	**3**	**9**	**14-21**	**54**	**1**	**80**	**5155**	**64.4**	**69**	**0**

LOUISVILLE HIGHS

RUSHES	43	Florida St. (10/09/2026)
YARDS RUSHING	397	Florida St. (10/09/2026)
YARDS PER RUSH	9.2	at NC State (10/03/2026)
TD RUSHES	6	Florida St. (10/09/2026)
PASS ATTEMPTS	41	Pittsburgh (11/21/2026)
PASS COMPLETIONS	27	Wake Forest (09/26/2026)
YARDS PASSING	375	Villanova (09/11/2026)
YARDS PER PASS	13.4	Villanova (09/11/2026)
TD PASSES	5	Pittsburgh (11/21/2026)
TOTAL PLAYS	83	Pittsburgh (11/21/2026)
TOTAL OFFENSE	635	Villanova (09/11/2026)
YARDS PER PLAY	9.6	Villanova (09/11/2026)
POINTS	59	Villanova (09/11/2026)
SACKS BY	6	at North Carolina (11/14/2026)
FIRST DOWNS	29	Villanova (09/11/2026)
PENALTIES	11	SMU (09/19/2026)
PENALTY YARDS	110	SMU (09/19/2026)
TURNOVERS	3	at NC State (10/03/2026)
PUNTS	6 6	at Syracuse (10/17/2026) SMU (09/19/2026)
PUNTING AVG	52.5	Villanova (09/11/2026)
LONG PUNT	59	Villanova (09/11/2026)
PUNTS INSIDE 20	2 2	Pittsburgh (11/21/2026) at North Carolina (11/14/2026)
LONG PUNT RETURN	68	at Georgia Tech (11/07/2026)

LOUISVILLE LOWS

RUSHES	25	at NC State (10/03/2026)
YARDS RUSHING	75	Wake Forest (09/26/2026)
YARDS PER RUSH	2.0	Wake Forest (09/26/2026)
TD RUSHES	0	at North Carolina (11/14/2026)
PASS ATTEMPTS	15	Florida St. (10/09/2026)
PASS COMPLETIONS	11	Florida St. (10/09/2026)
YARDS PASSING	140	Florida St. (10/09/2026)
YARDS PER PASS	5.0	at North Carolina (11/14/2026)
TD PASSES	0	Florida St. (10/09/2026)
TOTAL PLAYS	55	at NC State (10/03/2026)
TOTAL OFFENSE	302	at North Carolina (11/14/2026)
YARDS PER PLAY	4.7	at North Carolina (11/14/2026)
POINTS	16	at North Carolina (11/14/2026)
SACKS BY	0	vs Ole Miss (N) (09/06/2026)
FIRST DOWNS	15	at Syracuse (10/17/2026)
PENALTIES	3	at NC State (10/03/2026)
PENALTY YARDS	35	Florida St. (10/09/2026)
INTERCEPTIONS BY	0	Wake Forest (09/26/2026)
	0	Villanova (09/11/2026)
PUNTS	1	Florida St. (10/09/2026)
PUNTING AVG	36.5	Wake Forest (09/26/2026)
LONG PUNT	39	Wake Forest (09/26/2026)
PUNTS INSIDE 20	0	Stanford (10/31/2026)
	0	at Syracuse (10/17/2026)
	0	Florida St. (10/09/2026)
	0	Wake Forest (09/26/2026)
LONG PUNT RETURN	0	at North Carolina (11/14/2026)
	0	Florida St. (10/09/2026)
	0	at NC State (10/03/2026)
	0	Wake Forest (09/26/2026)

OPPONENT HIGHS

RUSHES	45	SMU (09/19/2026)
YARDS RUSHING	257	SMU (09/19/2026)
YARDS PER RUSH	5.7	SMU (09/19/2026)
TD RUSHES	3	SMU (09/19/2026)
PASS ATTEMPTS	45	at Georgia Tech (11/07/2026)
PASS COMPLETIONS	29	at Syracuse (10/17/2026)
YARDS PASSING	373	at NC State (10/03/2026)
YARDS PER PASS	11.8	Wake Forest (09/26/2026)
TD PASSES	3	Stanford (10/31/2026)
	3	vs Ole Miss (N) (09/06/2026)
TOTAL PLAYS	84	at NC State (10/03/2026)
TOTAL OFFENSE	493	at NC State (10/03/2026)
YARDS PER PLAY	6.6	Wake Forest (09/26/2026)
POINTS	41	vs Ole Miss (N) (09/06/2026)
SACKS BY	4	Wake Forest (09/26/2026)
FIRST DOWNS	27	SMU (09/19/2026)
PENALTIES	10	Wake Forest (09/26/2026)
PENALTY YARDS	88	at Syracuse (10/17/2026)
TURNOVERS	4	Pittsburgh (11/21/2026)
PUNTS	8	Pittsburgh (11/21/2026)
	8	Villanova (09/11/2026)
PUNTING AVG	50.3	Wake Forest (09/26/2026)
LONG PUNT	70	Wake Forest (09/26/2026)
PUNTS INSIDE 20	4	Villanova (09/11/2026)
LONG PUNT RETURN	11	at Syracuse (10/17/2026)

OPPONENT LOWS

RUSHES	25	Pittsburgh (11/21/2026)
YARDS RUSHING	48	Pittsburgh (11/21/2026)
YARDS PER RUSH	1.9	Pittsburgh (11/21/2026)
TD RUSHES	0	Pittsburgh (11/21/2026)
	0	at Georgia Tech (11/07/2026)
	0	Stanford (10/31/2026)
	0	Villanova (09/11/2026)
PASS ATTEMPTS	19	Wake Forest (09/26/2026)
PASS COMPLETIONS	12	Wake Forest (09/26/2026)
YARDS PASSING	102	Pittsburgh (11/21/2026)
YARDS PER PASS	3.6	Pittsburgh (11/21/2026)
TD PASSES	0	Pittsburgh (11/21/2026)
	0	at North Carolina (11/14/2026)
TOTAL PLAYS	53	Pittsburgh (11/21/2026)
TOTAL OFFENSE	150	Pittsburgh (11/21/2026)
YARDS PER PLAY	2.8	Pittsburgh (11/21/2026)
POINTS	10	Pittsburgh (11/21/2026)
SACKS BY	0	at Georgia Tech (11/07/2026)
	0	Stanford (10/31/2026)
	0	SMU (09/19/2026)
	0	Villanova (09/11/2026)
FIRST DOWNS	8	Pittsburgh (11/21/2026)
PENALTIES	4	Florida St. (10/09/2026)
PENALTY YARDS	24	Florida St. (10/09/2026)
INTERCEPTIONS BY	0	at North Carolina (11/14/2026)
	0	at Georgia Tech (11/07/2026)
	0	Stanford (10/31/2026)
	0	Florida St. (10/09/2026)
	0	at NC State (10/03/2026)
	0	SMU (09/19/2026)
	0	Villanova (09/11/2026)
	0	vs Ole Miss (N) (09/06/2026)
PUNTS	3	at NC State (10/03/2026)
	3	Wake Forest (09/26/2026)
	3	SMU (09/19/2026)
	3	vs Ole Miss (N) (09/06/2026)
PUNTING AVG	36.3	at NC State (10/03/2026)
LONG PUNT	41	at North Carolina (11/14/2026)
PUNTS INSIDE 20	0	at North Carolina (11/14/2026)
	0	at Georgia Tech (11/07/2026)
	0	Stanford (10/31/2026)
	0	at NC State (10/03/2026)
	0	vs Ole Miss (N) (09/06/2026)
LONG PUNT RETURN	0	Florida St. (10/09/2026)
	0	Wake Forest (09/26/2026)
	0	Villanova (09/11/2026)

LOUISVILLE INDIVIDUAL HIGHS

RUSHES	18	Keyjuan Brown vs Pittsburgh (11/21/2026)
YARDS RUSHING	235	Isaac Brown vs Florida St. (10/09/2026)
TD RUSHES	3	Isaac Brown vs Stanford (10/31/2026)
LONG RUSH	97	Isaac Brown vs Florida St. (10/09/2026)
PASS ATTEMPTS	41	Lincoln Kienholz vs Pittsburgh (11/21/2026)
PASS COMPLETIONS	27	Lincoln Kienholz vs Wake Forest (09/26/2026)
YARDS PASSING	332	Lincoln Kienholz vs Villanova (09/11/2026)
TD PASSES	5	Lincoln Kienholz vs Pittsburgh (11/21/2026)
LONG PASS	69	Lincoln Kienholz vs Villanova (09/11/2026)
RECEPTIONS	10	Tre Richardson vs Stanford (10/31/2026)
YARDS RECEIVING	140	Tre Richardson vs Stanford (10/31/2026)
TD RECEPTIONS	2	Lawayne McCoy vs Pittsburgh (11/21/2026)
	2	Tre Richardson vs Pittsburgh (11/21/2026)
LONG RECEPTION	69	Jaleel Skinner vs Villanova (09/11/2026)
PUNTS	6	Niall Hayes at Syracuse (10/17/2026)
	6	Niall Hayes vs SMU (09/19/2026)
PUNTING AVG	52.5	Niall Hayes vs Villanova (09/11/2026)
LONG PUNT	59	Niall Hayes vs Villanova (09/11/2026)
PUNTS INSIDE 20	2	Niall Hayes vs Pittsburgh (11/21/2026)
	2	Niall Hayes at North Carolina (11/14/2026)
LONG PUNT RETURN	68	Jackson Voth at Georgia Tech (11/07/2026)
LONG KICKOFF RETURN	71	Isaac Brown vs Florida St. (10/09/2026)
TACKLES	12	T.J. Capers at NC State (10/03/2026)
	12	Stanquan Clark vs Wake Forest (09/26/2026)
SACKS	2	Koen Entringer at North Carolina (11/14/2026)
	2	Clev Lubin at Georgia Tech (11/07/2026)
	2	Tyler Thompson at Syracuse (10/17/2026)
TACKLES FOR LOSS	3	Tyler Thompson at Syracuse (10/17/2026)

OPPONENT INDIVIDUAL HIGHS

RUSHES	24	Kendrick Raphael vs SMU (09/19/2026)
YARDS RUSHING	197	Kendrick Raphael vs SMU (09/19/2026)
TD RUSHES	3	Kendrick Raphael vs SMU (09/19/2026)
LONG RUSH	40	Kendrick Raphael vs SMU (09/19/2026)
PASS ATTEMPTS	40	CJ Bailey at NC State (10/03/2026)
PASS COMPLETIONS	26	Malachi Nelson at Syracuse (10/17/2026)
YARDS PASSING	373	CJ Bailey at NC State (10/03/2026)
TD PASSES	3	Davis Warren vs Stanford (10/31/2026)
	3	Trinidad Chambliss vs Ole Miss (N) (09/06/2026)
LONG PASS	77	Gio Lopez vs Wake Forest (09/26/2026)
RECEPTIONS	13	Umari Hatcher at Syracuse (10/17/2026)
YARDS RECEIVING	224	Umari Hatcher at Syracuse (10/17/2026)
TD RECEPTIONS	2	Micahi Danzy vs Florida St. (10/09/2026)
	2	Deuce Alexander vs Ole Miss (N) (09/06/2026)
LONG RECEPTION	77	Carlos Hernandez vs Wake Forest (09/26/2026)
FIELD GOALS	3	Kanoah Vinesett at NC State (10/03/2026)
	3	Connor Calvert vs Wake Forest (09/26/2026)
LONG FIELD GOALS	57	Antonio Chadha vs Pittsburgh (11/21/2026)
PUNTS	8	Gabe Russo vs Pittsburgh (11/21/2026)
	8	Luke Myers vs Villanova (09/11/2026)
PUNTING AVG	50.3	Ethan Hyams vs Wake Forest (09/26/2026)
LONG PUNT	70	Ethan Hyams vs Wake Forest (09/26/2026)
PUNTS INSIDE 20	4	Luke Myers vs Villanova (09/11/2026)
LONG PUNT RETURN	11	Davien Kerr at Syracuse (10/17/2026)
LONG KICKOFF RETURN	25	Koredell Bartley vs Wake Forest (09/26/2026)
TACKLES	12	Braylan Lovelace vs Pittsburgh (11/21/2026)
	12	Chris D'Appolonia at Syracuse (10/17/2026)
SACKS	2	Gabe Kirschke vs Wake Forest (09/26/2026)
TACKLES FOR LOSS	3.5	Chris D'Appolonia at Syracuse (10/17/2026)
INTERCEPTIONS	2	Davien Kerr at Syracuse (10/17/2026)

PARTICIPATION

##	Player	GP-GS	UM	VU	SMU	WF	NCSU	FSU	SU	Stan	GaTech	UNC	UP
0	Tre Richardson	11/9	START	XXX	START	XXX	START	START	START	START	START	START	START
1	Jabari Mack	8/4	XXX	XXX	XXX	START	...	...	XXX	START	START	START	...
1	Isaac Brown	11/9	START	START	XXX	START	START	START	START	START	XXX	START	START
2	Treyshun Hurry	11/11	START	START	START	START	START	START	START	START	START	START	START
2	Demeco Kennedy	10/10	START	...	START	START	START	START	START	START	START	START	START
3	Lincoln Kienholz	11/11	START	START	START	START	START	START	START	START	START	START	START
3	Tyler Thompson	11/4	XXX	XXX	XXX	XXX	XXX	XXX	XXX	START	START	START	START
4	TJ Banks	11/2	XXX	XXX	XXX	START	START	XXX	XXX	XXX	XXX	XXX	XXX
5	Koen Entringer	9/9	START	START	START	...	...	START	START	START	START	START	START
5	Keyjuan Brown	10/3	XXX	START	START	XXX	XXX	...	XXX	XXX	START	XXX	XXX
6	Stanquan Clark	11/10	START	START	START	START	START	START	START	START	START	START	XXX
7	Lawayne McCoy	9/8	XXX	START	START	START	START	START	START	...	...	START	START
9	Antonio Watts	3/3	START	START	START	...	...	...	...	...	...	...	...
10	Kaleb Beasley	11/11	START	START	START	START	START	START	START	START	START	START	START
10	Briggs Cherry	1/0	...	XXX	...	...	...	...	...	...	...	...	...
11	Davin Wydner	4/0	...	XXX	...	...	...	...	...	XXX	XXX	...	XXX
11	T.J. Capers	11/11	START	START	START	START	START	START	START	START	START	START	START
12	DJ Waller	9/3	START	START	START	XXX	XXX	XXX	...	...	XXX	XXX	XXX
13	Tayon Holloway	10/9	...	START	START	XXX	START	START	START	START	START	START	START
14	Jackson Voth	11/1	XXX	XXX	XXX	XXX	XXX	XXX	XXX	START	XXX	XXX	XXX
15	Julius Miles	8/0	XXX	XXX	XXX	...	XXX	XXX	...	XXX	XXX	...	XXX
17	AJ Green	10/2	START	START	XXX	XXX	...	XXX	XXX	XXX	XXX	XXX	XXX
17	Ryan Zimmerman	11/0	XXX	XXX	XXX	XXX	XXX	XXX	XXX	XXX	XXX	XXX	XXX
18	Terrence McWilliams Jr.	11/2	START	XXX	XXX	XXX	XXX	XXX	XXX	XXX	START	XXX	XXX
19	Micah Carter	11/2	XXX	XXX	START	START	XXX	XXX	XXX	XXX	XXX	XXX	XXX
19	Mason Fields	0/0	...	...	...	...	...	...	...	...	...	...	...
20	Antonio Harris	11/1	XXX	XXX	XXX	XXX	XXX	XXX	XXX	XXX	XXX	XXX	START
21	Jaydin Broadnax	6/0	XXX	XXX	...	...	XXX	XXX	XXX	...	XXX	...	...
22	Lekhy Thompkins	6/0	...	XXX	...	...	...	XXX	XXX	XXX	XXX	...	XXX
23	Ben Perry	11/7	XXX	XXX	XXX	XXX	START	START	START	START	START	START	START
24	Marquise Davis	9/0	XXX	XXX	...	XXX	...	XXX	XXX	XXX	XXX	XXX	XXX
25	Brycen Scott	11/5	START	XXX	XXX	START	START	START	START	XXX	XXX	XXX	XXX
26	Jordan Vann	10/0	XXX	XXX	XXX	XXX	XXX	XXX	XXX	XXX	XXX	...	XXX
27	Myles Norwood	9/0	XXX	XXX	XXX	XXX	XXX	XXX	XXX	XXX	...	...	XXX
28	Santana Wilson	3/0	...	...	...	...	...	...	...	XXX	XXX	...	XXX
29	Blake Ruffin	11/1	XXX	XXX	XXX	START	XXX	XXX	XXX	XXX	XXX	XXX	XXX
30	Taj Powell	7/0	...	XXX	...	...	...	XXX	XXX	XXX	XXX	XXX	XXX
31	Micah Rice	10/0	XXX	XXX	XXX	XXX	XXX	XXX	XXX	XXX	XXX	...	XXX
32	Braxton Jennings	11/0	XXX	XXX	XXX	XXX	XXX	XXX	XXX	XXX	XXX	XXX	XXX
33	Kris Brunson	0/0	...	...	...	...	...	...	...	...	...	...	...
34	Brady Ballart	5/0	...	XXX	...	...	...	...	XXX	XXX	XXX	...	XXX
35	Carson Hilbert	11/0	XXX	XXX	XXX	XXX	XXX	XXX	XXX	XXX	XXX	XXX	XXX
36	Jacob Smith	6/0	...	XXX	...	...	...	XXX	XXX	XXX	XXX	...	XXX
37	Anderson Mitchell	1/0	...	...	...	...	...	...	...	...	...	...	XXX
38	Cameron White	11/0	XXX	XXX	XXX	XXX	XXX	XXX	XXX	XXX	XXX	XXX	XXX
39	Jordan Gervais	0/0	...	...	...	...	...	...	...	...	...	...	...
40	Eric Hazzard	11/0	XXX	XXX	XXX	XXX	XXX	XXX	XXX	XXX	XXX	XXX	XXX
41	Caleb Matelau	1/0	...	XXX	...	...	...	...	...	...	...	...	...
42	Rhys Dorsey	1/0	...	XXX	...	...	...	...	...	...	...	...	...
43	Trent Carter	10/0	XXX	XXX	XXX	...	XXX	XXX	XXX	XXX	XXX	XXX	XXX
44	Travis Egan	1/0	...	...	...	...	...	...	...	...	...	XXX	...
45	Marlon Harbin	10/0	XXX	XXX	XXX	...	XXX	XXX	XXX	XXX	XXX	XXX	XXX
47	Garion McPherson	1/0	...	...	...	...	...	...	...	...	...	...	XXX
48	Jacob Baker	0/0	...	...	...	...	...	...	...	...	...	...	...
49	DeVuan Jones	1/0	...	XXX	...	...	...	...	...	...	...	...	...
50	Clev Lubin	11/11	START	START	START	START	START	START	START	START	START	START	START
51	Hayden Travelstead	11/0	XXX	XXX	XXX	XXX	XXX	XXX	XXX	XXX	XXX	XXX	XXX
52	Kalib Perry	7/1	...	...	XXX	XXX	...	...	XXX	XXX	XXX	XXX	START
52	Max Merz	0/0	...	...	...	...	...	...	...	...	...	...	...
53	Lance Robinson	11/11	START	START	START	START	START	START	START	START	START	START	START

PARTICIPATION

##	Player	GP-GS	UM	VU	SMU	WF	NCSU	FSU	SU	Stan	GaTech	UNC	UP
54	Drew Kegebein	8/0	...	...	...	XXX	XXX	XXX	XXX	XXX	XXX	XXX	XXX
55	Jimmy Williams III	11/0	XXX	XXX	XXX	XXX	XXX	XXX	XXX	XXX	XXX	XXX	XXX
56	Eryx Daugherty	11/11	START	START	START	START	START	START	START	START	START	START	START
57	Naeer Jackson	10/0	...	XXX	XXX	XXX	XXX	XXX	XXX	XXX	XXX	XXX	XXX
58	Evan Wibberley	10/8	START	START	XXX	...	XXX	START	START	START	START	START	START
59	Reece Sellers	0/0	...	...	...	...	...	...	...	...	...	...	...
61	Gradey Anthony	2/0	...	XXX	XXX	...	...	...	...	...	...	...	...
62	Chris Jones Jr.	2/0	...	XXX	...	...	...	...	...	XXX	...	...	...
63	Bryten Close	0/0	...	...	...	...	...	...	...	...	...	...	...
65	Ellis McAdoo	1/0	...	XXX	...	...	...	...	...	...	...	...	...
66	Johnnie Brown III	11/11	START	START	START	START	START	START	START	START	START	START	START
67	James Glover-Tyson	7/0	XXX	XXX	XXX	XXX	XXX	XXX	...	...	...	...	XXX
70	Anwar O'neal	4/4	...	...	START	START	START	START	...	...	...	...	...
71	Cason Henry	10/9	START	...	START	START	START	XXX	START	START	START	START	START
72	Sam Secrest	3/0	...	...	...	...	...	...	...	...	XXX	XXX	XXX
73	Ben Corhei	3/0	...	XXX	...	...	...	...	...	XXX	XXX	...	...
74	Jarvis Strickland	3/0	...	XXX	...	...	...	...	...	XXX	XXX	...	...
75	Cameron Gorin	7/1	XXX	START	...	...	...	...	XXX	XXX	XXX	XXX	XXX
77	Ryan Manis	3/0	XXX	XXX	XXX	...	...	...	...	...	...	...	...
78	Charlie Edgeworth	1/0	...	XXX	...	...	...	...	...	...	...	...	...
80	Brody Foley	11/4	START	XXX	XXX	START	XXX	XXX	START	XXX	XXX	START	XXX
81	Jakob Dixon	1/0	...	XXX	...	...	...	...	...	...	...	...	...
82	Montavin Quisenberry	0/0	...	...	...	...	...	...	...	...	...	...	...
83	DJ Williams	2/0	...	XXX	...	...	...	...	...	...	XXX	...	...
84	Payton Cook	0/0	...	...	...	...	...	...	...	...	...	...	...
85	Justyn Reid	11/3	XXX	XXX	XXX	START	XXX	START	XXX	XXX	XXX	XXX	START
86	Elizjah Lewis	6/0	...	XXX	...	...	...	XXX	...	XXX	XXX	XXX	XXX
87	Dylan Mesman	11/0	XXX	XXX	XXX	XXX	XXX	XXX	XXX	XXX	XXX	XXX	XXX
88	Jaleel Skinner	11/5	XXX	START	START	XXX	START	XXX	XXX	START	START	XXX	XXX
89	Gavin Waddell	1/0	...	XXX	...	...	...	...	...	...	...	...	...
90	Hamilton Atkins	4/0	XXX	XXX	XXX	XXX	...	...	...	...	...	...	...
90	Daylen Russell	10/1	XXX	START	XXX	XXX	XXX	XXX	XXX	...	XXX	XXX	XXX
91	Keon Webb	2/0	...	XXX	...	...	...	...	...	XXX	...	...	...
91	Niall Hayes	11/0	XXX	XXX	XXX	XXX	XXX	XXX	XXX	XXX	XXX	XXX	XXX
92	Garth White	2/0	...	XXX	...	...	...	...	...	...	...	...	XXX
93	Bailey Abercrombie	11/0	XXX	XXX	XXX	XXX	XXX	XXX	XXX	XXX	XXX	XXX	XXX
94	Dillon Smith	4/0	...	XXX	...	...	...	...	...	XXX	XXX	...	XXX
95	Joshua Donald	11/10	START	XXX	START	START	START	START	START	START	START	START	START
95	Bode Shoaps	2/0	...	XXX	...	...	...	...	...	...	...	...	XXX
96	Tommy Ziesmer	11/1	XXX	START	XXX	XXX	XXX	XXX	XXX	XXX	XXX	XXX	XXX
96	Adam Winkenhofer	0/0	...	...	...	...	...	...	...	...	...	...	...
97	Maurice Davis	6/0	...	XXX	...	XXX	XXX	...	...	XXX	XXX	XXX	...
98	Nick Keller	11/0	XXX	XXX	XXX	XXX	XXX	XXX	XXX	XXX	XXX	XXX	XXX
98	Sam Dawson	1/0	...	XXX	...	...	...	...	...	...	...	...	...
99	Kris Hughes	0/0	...	...	...	...	...	...	...	...	...	...	...
99	Jerod Smith II	9/3	XXX	XXX	XXX	XXX	START	START	START	...	XXX	XXX	...

FBS RANKINGS

Statistic	National Rank	Conference Rank	Value	National Leader	Value	Conference Leader	Value
3rd Down Conversion Pct (138 ranked)	29	5	0.445	Houston	0.574	Miami (FL)	0.539
3rd Down Conversion Pct Defense (138 ranked)	16	2	0.315	Nebraska	0.261	Duke	0.308
4th Down Conversion Pct (138 ranked)	138	17	0.000	UTSA	0.778	Wake Forest	0.706
4th Down Conversion Pct Defense (138 ranked)	56	11	0.472	Tennessee	0.188	Pittsburgh	0.267
Blocked Kicks (47 ranked)	47	7	1	Wisconsin	5	California	3
Blocked Kicks Allowed (136 ranked)	102	13	2	54 teams tied	0	4 teams tied	0
Blocked Punts (14 ranked)	14	3	1	4 teams tied	3	Stanford Virginia Tech	2 2
Blocked Punts Allowed (138 ranked)	1	1	0	96 teams tied	0	12 teams tied	0
Completion Percentage (138 ranked)	18	5	0.678	Miami (FL)	0.755	Miami (FL)	0.755
Defensive TDs (55 ranked)	55	5	1	4 teams tied	5	Virginia	3
Fewest Penalties (137 ranked)	91	11	76	Army West Point	36	Virginia	54
Fewest Penalties Per Game (137 ranked)	91	11	6.91	Army West Point	3.60	Virginia	4.91
Fewest Penalty Yards (138 ranked)	126	13	784	Army West Point	305	North Carolina	446
Fewest Penalty Yards Per Game (138 ranked)	126	13	71.27	Temple	30.18	North Carolina	40.55
First Downs Defense (138 ranked)	99	11	223	New Mexico	147	Miami (FL)	191
First Downs Offense (138 ranked)	29	6	241	Miami (FL)	294	Miami (FL)	294
Fumbles Lost (137 ranked)	60	9	6	Nebraska	0	Duke	1
Fumbles Recovered (136 ranked)	11	1	9	Coastal Carolina	14	Louisville	9
Kickoff Return Defense (138 ranked)	37	3	18.22	Kentucky	11.00	Virginia Tech	13.67
Kickoff Returns (138 ranked)	74	10	19.95	Iowa	38.25	North Carolina	27.43
Net Punting (138 ranked)	99	12	38.34	Army West Point	46.16	Wake Forest	43.04
Passes Had Intercepted (138 ranked)	17	3	4	4 teams tied	1	Wake Forest	1
Passes Intercepted (137 ranked)	13	3	12	UCLA	20	Virginia Boston College	13 13
Passing Offense (138 ranked)	30	7	254.9	Oregon St.	364.2	Miami (FL)	322.8
Passing Yards Allowed (138 ranked)	121	14	243.1	UAB	120.6	Clemson	200.0
Passing Yards per Completion (138 ranked)	23	3	13.16	Navy	20.66	Wake Forest	15.34
Punt Return Defense (138 ranked)	20	3	4.25	Utah	-0.83	Wake Forest	1.33
Punt Returns (138 ranked)	24	4	12.81	Illinois	21.60	Virginia Tech	20.17
Red Zone Defense (138 ranked)	15	2	0.743	Texas	0.667	Wake Forest	0.719
Red Zone Offense (138 ranked)	74	9	0.841	Iowa St.	0.969	Wake Forest	0.931
Rushing Defense (138 ranked)	41	6	128.1	Miami (FL)	68.1	Miami (FL)	68.1
Rushing Offense (138 ranked)	17	1	207.9	Air Force	351.7	Louisville	207.9
Sacks Allowed (137 ranked)	45	6	1.64	Notre Dame	0.36	Duke	0.55
Scoring Defense (138 ranked)	55	7	23.4	Iowa	12.2	Duke	15.7
Scoring Offense (138 ranked)	8	3	38.6	Wake Forest	44.5	Wake Forest	44.5
Tackles for Loss Allowed (138 ranked)	80	12	5.45	Notre Dame	2.18	Miami (FL)	3.00
Team Passing Efficiency (138 ranked)	15	4	162.37	Wake Forest	182.20	Wake Forest	182.20
Team Passing Efficiency Defense (138 ranked)	56	5	127.01	UCLA	96.06	Virginia	111.95
Team Sacks (138 ranked)	12	1	2.91	Tennessee	4.27	Louisville	2.91
Team Tackles for Loss (138 ranked)	51	10	5.7	East Carolina	9.2	Virginia Tech	8.2
Time of Possession (138 ranked)	69	10	30:07	Air Force	37:02	Miami (FL)	33:25

FBS RANKINGS

Statistic	National Rank	Conference Rank	Value	National Leader	Value	Conference Leader	Value
Total Defense (138 ranked)	82	10	371.2	New Mexico	243.4	Wake Forest	314.0
Total Offense (138 ranked)	12	3	462.8	Memphis	520.8	Miami (FL)	507.0
Turnover Margin (138 ranked)	6	1	1.00	New Mexico	1.55	Louisville	1.00
Turnovers Gained (138 ranked)	8	1	21	UCLA	31	Louisville	21
Turnovers Lost (138 ranked)	24	6	10	Northwestern Wake Forest	5 5	Wake Forest	5
Winning Percentage (138 ranked)	22	3	0.727	Utah	1.000	Miami (FL) Wake Forest	0.909 0.909

FBS RANKINGS

Statistic	Player	National Rank	Conference Rank	Value	National Leader	Value	Conference Leader	Value
All Purpose (200 ranked)	Isaac Brown Tre Richardson Keyjuan Brown Lawayne McCoy	30 60 87 171	7 9 13 22	109.18 93.73 85.20 71.44	Nate Sheppard, Duke	167.09	Nate Sheppard, Duke	167.09
Blocked Kicks (1 ranked)					12 players tied	2	Aaron Hampton, California Franklin Whitley, Florida St.	2 2
Combined Kick Returns (199 ranked)	Isaac Brown Jackson Voth Keyjuan Brown	109 110 188	14 15 31	190 189 123	Michael Scott, James Madison	834	Rahkeem Smith, Georgia Tech	574
Completion Percentage (105 ranked)	Lincoln Kienholz	20	5	0.675	Darian Mensah, Miami (FL)	0.754	Darian Mensah, Miami (FL)	0.754
Completions Per Game (149 ranked)	Lincoln Kienholz	44	8	18.73	Caden Veltkamp, Fla. Atlantic	27.82	Darian Mensah, Miami (FL)	24.27
Field Goal Percentage (117 ranked)	Carson Hilbert	86	13	0.700	Chase Reeves, Liberty Gabe Panikowski, Florida St.	1.000 1.000	Gabe Panikowski, Florida St.	1.000
Field Goals Per Game (140 ranked)	Carson Hilbert	45	2	1.27	Nolan Hauser, Clemson	2.82	Nolan Hauser, Clemson	2.82
Forced Fumbles (13 ranked)					Jaylen Wester, Western Ky.	0.56	Aycen Stevens, Virginia Tech	0.27
Fumbles Recovered (11 ranked)	Brycen Scott	11	2	2	Micah Johnson, Louisiana	5	Popo Aguirre, NC State	3
Interceptions Per Game (108 ranked)	Kaleb Beasley	3	2	0.45	LaDainian Fields, Oklahoma St.	0.64	Kingston Lopa, California	0.50
Kickoff Return TDs (5 ranked)					Jaylon Hawkins, San Diego St.	3	Jaden Jefferson, North Carolina Rahkeem Smith, Georgia Tech	1 1
Kickoff Returns (32 ranked)					TJ Smith, Tulane	32.7	Rahkeem Smith, Georgia Tech	27.8
Passes Defended (22 ranked)	Kaleb Beasley	7	2	1.18	Brent Gordon Jr., Louisiana	1.64	Ashton Hampton, Clemson	1.45
Passing Efficiency (105 ranked)	Lincoln Kienholz	15	4	162.0	Gunner Stockton, Georgia	181.6	Darian Mensah, Miami (FL)	178.9
Passing TDs (136 ranked)	Lincoln Kienholz	25	5	20	Caden Veltkamp, Fla. Atlantic	33	Darian Mensah, Miami (FL)	29
Passing Yards (150 ranked)	Lincoln Kienholz	14	4	2,739	Drew Mestemaker, Oklahoma St.	3,533	Darian Mensah, Miami (FL)	3,317
Passing Yards Per Game (150 ranked)	Lincoln Kienholz	20	5	249.0	Braden Atkinson, Oregon St.	352.1	Darian Mensah, Miami (FL)	301.5
Passing Yards per Completion (105 ranked)	Lincoln Kienholz	14	3	13.30	Michael Hawkins Jr., West Virginia	16.98	Gio Lopez, Wake Forest	14.68
Points Responsible For (198 ranked)	Lincoln Kienholz Carson Hilbert	9 114	1 18	188 89	Drew Mestemaker, Oklahoma St.	216	Lincoln Kienholz, Louisville Gio Lopez, Wake Forest Darian Mensah, Miami (FL)	188 188 188
Points Responsible For Per Game (196 ranked)	Lincoln Kienholz Carson Hilbert	13 118	2 18	17.1 8.1	Drew Mestemaker, Oklahoma St.	19.6	Gio Lopez, Wake Forest	18.8
Punt Return TDs (7 ranked)					6 players tied	2	4 players tied	1
Punt Returns (43 ranked)	Jackson Voth	7	1	13.5	Jojo Bermudez, Temple	22.7	Jackson Voth, Louisville	13.5
Punting (88 ranked)					Daniel Sparks, Virginia	50.7	Daniel Sparks, Virginia	50.7
Receiving TDs (123 ranked)	Lawayne McCoy Tre Richardson Jaleel Skinner	51 76 123	6 12 18	6 5 4	Jeremiah Smith, Ohio St.	17	Malachi Toney, Miami (FL)	13
Receiving Yards (150 ranked)	Tre Richardson Lawayne McCoy Treyshun Hurry	37 83 130	6 13 19	822 640 542	Jeremiah Smith, Ohio St.	1,482	Umari Hatcher, Syracuse	1,257
Receiving Yards Per Game (197 ranked)	Tre Richardson Lawayne McCoy Treyshun Hurry	36 45 138	5 7 22	74.7 71.1 49.3	Jeremiah Smith, Ohio St.	134.7	Umari Hatcher, Syracuse	114.3
Receptions Per Game (196 ranked)	Tre Richardson Treyshun Hurry Lawayne McCoy	40 111 117	8 17 18	5.27 4.09 4.00	Easton Messer, Fla. Atlantic	8.18	Umari Hatcher, Syracuse	7.00
Rush Yards Per Carry (147 ranked)	Isaac Brown	6	1	6.95	Cole Tabb, Cincinnati	8.44	Isaac Brown, Louisville	6.95
Rushing TDs (140 ranked)	Lincoln Kienholz Isaac Brown Keyjuan Brown	19 54 99	5 10 15	11 8 6	Michael Hawkins Jr., West Virginia	21	Nate Sheppard, Duke	20
Rushing Yards (150 ranked)	Isaac Brown Keyjuan Brown	35 75	5 9	834 672	Aiden Flora, Iowa St.	1,506	Nate Sheppard, Duke	1,436
Rushing Yards Per Game (200 ranked)	Isaac Brown Keyjuan Brown	42 69	6 9	75.8 67.2	Jackson Gutierrez, Navy	140.0	Nate Sheppard, Duke	130.5
Sacks (150 ranked)	Clev Lubin Tyler Thompson	10 48	1 9	0.82 0.59	Myles Bradley, Bowling Green	1.45	Clev Lubin, Louisville Keyshawn Johnson, Syracuse	0.82 0.82

FBS RANKINGS

Statistic	Player	National Rank	Conference Rank	Value	National Leader	Value	Conference Leader	Value
Scoring (200 ranked)	Carson Hilbert Lincoln Kienholz Isaac Brown	34 124 151	6 17 22	8.1 6.0 5.5	Nate Sheppard, Duke	13.3	Nate Sheppard, Duke	13.3
Solo Tackles (146 ranked)					Curly Ordonez, Temple	6.27	Cruce Brookins, Pittsburgh	5.10
Tackles For Loss (98 ranked)	Clev Lubin	71	10	0.91	Andrew Zock, Toledo	1.73	Langston Hardy, Wake Forest Will Heldt, Clemson	1.27 1.27
Total Interceptions (76 ranked)	Kaleb Beasley Jabari Mack	2 76	1 12	5 2	LaDainian Fields, Oklahoma St.	7	Kaleb Beasley, Louisville Kingston Lopa, California Elliot Washington II, Clemson	5 5 5
Total Offense (200 ranked)	Lincoln Kienholz Isaac Brown Keyjuan Brown	19 156 181	4 21 24	284.6 75.8 67.2	Braden Atkinson, Oregon St.	351.3	Darian Mensah, Miami (FL)	316.8
Total Points Scored (144 ranked)	Carson Hilbert Lincoln Kienholz Isaac Brown	32 118 144	5 17 22	89 66 60	Nate Sheppard, Duke	146	Nate Sheppard, Duke	146
Total Tackles (198 ranked)	Stanquan Clark T.J. Capers	123 185	9 17	7.0 6.4	Jared Lloyd, Missouri St.	11.5	Derek McDonald, North Carolina	9.8
Total Touchdowns (127 ranked)	Lincoln Kienholz Isaac Brown Tre Richardson	32 43 127	6 9 20	11 10 7	Nate Sheppard, Duke	24	Nate Sheppard, Duke	24
Yards per Pass Attempt (100 ranked)	Lincoln Kienholz	11	3	8.98	Gunner Stockton, Georgia	9.84	Gio Lopez, Wake Forest	9.82
Yards per Reception (200 ranked)	Lawayne McCoy Jaleel Skinner Tre Richardson	29 118 131	3 15 18	17.78 14.48 14.17	Aidan Mizell, UCLA	29.83	Jack Foley, Wake Forest	21.45



0 TRE RICHARDSON — WR

SENIOR | TOPEKA, KAN. (HIGHLAND PARK / WASHBURN / VANDERBILT)

CAREER HIGHS

RECEPTIONS	11 AT CENTRAL MO., 10/26/24	RUSHES	5 AT CENTRAL OKLA., 11/9/24
RECEIVING YARDS	229 AT CENTRAL MO., 10/26/24	RUSHING YARDS	78 VS. MO SOUTHERN ST., 10/19/24
RECEIVING TOUCHDOWNS	3 VS. KENTUCKY, 11/22/25	RUSHING TOUCHDOWNS	1, TWO TIMES
LONG RECEPTION	87 AT CENTRAL MO., 10/26/24	LONG RUSH	52 AT GEORGIA TECH, 11/7/26

GAME-BY-GAME

2024 AT WASHBURN

DATE	OPPONENT	NO	YDS	TD	AVG	LONG
8/29	AT EMPORIA STATE	5	42	0	8.4	14
9/14	COLORADO SCHOOL OF MINES	4	99	1	24.8	85
9/21	PITTSBURG STATE	4	107	1	26.8	60
9/28	AT MISSOURI WESTERN	4	51	0	12.8	36
10/5	NORTHWEST MISSOURI STATE	5	147	2	29.4	85
10/12	AT FORT HAYS STATE	3	25	1	8.3	26
10/19	MISSOURI SOUTHERN STATE	2	37	1	18.5	29
10/26	CENTRAL MISSOURI	11	229	2	20.8	87
11/2	NEBRASKA-KEARNEY	1	1	0	1.0	1
11/9	CENTRAL OKLAHOMA	8	193	2	24.1	80
11/16	NORTHEASTERN STATE	5	50	1	10.0	16

2025 AT VANDERBILT

DATE	OPPONENT	NO	YDS	TD	AVG	LONG
8/30	CHARLESTON SOUTHERN	5	74	0	14.8	25
9/6	AT VIRGINIA TECH	3	54	1	18.0	26
9/13	AT SOUTH CAROLINA	4	34	0	8.5	11
9/20	GEORGIA STATE	0	0	0	0.0	0
9/27	UTAH STATE	6	74	0	12.3	30
10/4	AT ALABAMA	2	6	0	3.0	6
10/18	LSU	1	0	0	0.0	0
10/25	MISSOURI	3	58	0	19.3	37
11/1	AT TEXAS	2	21	0	10.5	15
11/8	AUBURN	3	124	1	41.3	71
11/22	KENTUCKY	6	159	3	26.5	71
11/29	AT TENNESSEE	6	75	1	12.5	28
12/31	VS. IOWA	6	127	1	21.2	75

2026

DATE	OPPONENT	NO	YDS	TD	AVG	LONG
9/6	VS. OLE MISS	4	83	1	20.8	62
9/11	VILLANOVA	7	98	0	14.0	24
9/19	SMU	4	62	0	15.5	44
9/26	WAKE FOREST	5	85	0	17.0	26
10/3	AT NC STATE	8	117	1	14.6	38
10/9	FLORIDA STATE	1	0	0	0.0	0
10/17	AT SYRACUSE	1	48	0	48.0	48
10/31	STANFORD	10	140	0	14.0	44
11/7	AT GEORGIA TECH	4	52	1	13.0	24
11/14	AT NORTH CAROLINA	6	23	0	3.8	6
11/21	PITT	8	114	2	14.3	34
11/28	AT KENTUCKY					

CAREER RECEIVING STATS

YEAR	GP	NO	YARDS	TD	AVG	LONG
2024*	11	52	981	11	18.9	87
2025#	13	46	806	7	17.5	75
2026	11	58	822	5	14.2	62
TOTALS	35	156	2609	23	16.7	87

*2024 AT WASHBURN, #2025 AT VANDERBILT

CAREER RUSHING STATS

YEAR	GP	NO	YARDS	TD	AVG	LONG
2024*	11	32	240	0	7.5	41
2025#	13	11	62	0	5.6	21
2026	11	12	174	2	14.5	52
TOTALS	35	55	476	2	8.7	52

*2024 AT WASHBURN, #2025 AT VANDERBILT



1 ISAAC BROWN — RB

JUNIOR | MIAMI, FLA. (HOMESTEAD)

CAREER HIGHS

RUSHES	26 AT KENTUCKY, 11/30/24	RECEPTIONS	6 VS. MIAMI, 10/19/24
RUSHING YARDS	235 VS. FLORIDA STATE, 10/9/26	RECEIVING YARDS	60 AT SYRACUSE, 10/17/26
RUSHING TOUCHDOWNS	3 VS. STANFORD, 10/31/26	RECEIVING TOUCHDOWNS	1, THREE TIMES
LONG RUSH	97 VS. FLORIDA STATE, 10/9/26	LONG RECEPTION	46 AT SYRACUSE, 10/17/26

GAME-BY-GAME

2024

DATE	OPPONENT	NO	YDS	TD	AVG	LONG
8/31	AUSTIN PEAY	5	123	1	24.6	77
9/7	JACKSONVILLE STATE	8	43	0	5.4	16
9/21	GEORGIA TECH	3	7	0	2.3	7
9/28	NOTRE DAME	13	72	0	5.5	20
10/5	SMU	10	117	0	11.7	53
10/12	VIRGINIA	20	146	2	7.3	23
10/19	MIAMI	9	56	1	6.2	43
10/25	BOSTON COLLEGE	18	85	2	4.7	18
11/2	CLEMSON	20	151	1	7.6	45
11/16	STANFORD	2	3	0	1.5	2
11/23	PITT	13	93	2	7.2	47
11/30	KENTUCKY	26	178	2	6.8	67
12/31	WASHINGTON	18	99	0	5.5	26

2025

DATE	OPPONENT	NO	YDS	TD	AVG	LONG
8/30	EKU	6	126	2	21.0	68
9/5	JAMES MADISON	12	104	1	8.7	78
9/20	BOWLING GREEN	1	18	0	18.0	18
9/27	PITT	14	20	0	1.4	9
10/4	VIRGINIA	13	66	0	5.1	22
10/17	MIAMI	15	113	0	7.5	28
10/25	BOSTON COLLEGE	14	205	1	14.6	73
11/1	VIRGINIA TECH	16	130	1	8.1	52
11/8	CAL			-DNP-		
11/14	CLEMSON			-DNP-		
11/22	SMU			-DNP-		
11/29	KENTUCKY			-DNP-		
12/23	VS. TOLEDO	10	102	2	10.2	53

2026

DATE	OPPONENT	NO	YDS	TD	AVG	LONG
9/6	VS. OLE MISS	16	36	0	2.2	9
9/11	VILLANOVA	13	61	0	4.7	26
9/19	SMU	10	67	1	6.7	27
9/26	WAKE FOREST	9	33	0	3.7	7
10/3	AT NC STATE	9	125	1	13.9	70
10/9	FLORIDA STATE	17	235	2	13.8	97
10/17	AT SYRACUSE	9	11	0	1.2	10
10/31	STANFORD	9	139	3	15.4	75
11/7	AT GEORGIA TECH	7	38	1	5.4	11
11/14	AT NORTH CAROLINA	12	59	0	4.9	13
11/21	PITT	9	30	0	3.3	11
11/28	AT KENTUCKY					

CAREER RUSHING STATS

YEAR	GP	NO	YARDS	TD	AVG	LONG
2024	13	165	1173	11	7.1	77
2025	9	101	884	7	8.8	78
2026	11	120	834	8	7.0	97
TOTALS	33	386	2891	26	7.5	97

CAREER RECEIVING STATS

YEAR	GP	NO	YARDS	TD	AVG	LONG
2024	13	30	152	1	5.1	13
2025	9	13	48	0	3.7	12
2026	11	19	177	2	9.3	46
TOTALS	33	62	377	3	6.1	46



1 JABARI MACK

DB

FIFTH YEAR | JACKSONVILLE, FLA. (FORK UNION MILITARY / JACKSONVILLE STATE)

CAREER HIGHS

TACKLES ..... 8 AT SYRACUSE, 10/17/26
TACKLES FOR LOSS ..... 1.0 VS. WESTERN KENTUCKY, 12/6/24
INTERCEPTIONS ..... 1, EIGHT TIMES
PASS BREAKUPS ..... 3 VS. SAM HOUSTON, 11/23

GAME-BY-GAME

2022 AT JACKSONVILLE STATE

DATE	OPPONENT	U-A-T	TFL	SACKS	FF	FR	INT	PBU
8/27	STEPHEN F. AUSTIN	1-0-1	0.0	0.0	0	0	0	0
9/3	DAVIDSON	0-0-0	0.0	0.0	0	0	0	0
9/10	MURRAY STATE	0-0-0	0.0	0.0	0	0	0	1
9/17	TULSA	1-0-1	0.0	0.0	0	0	0	0
9/24	NICHOLLS	0-1-1	0.0	0.0	0	0	0	0
10/1	KENNESAW STATE	0-0-0	0.0	0.0	0	0	0	0
10/15	NORTH ALABAMA	0-1-1	0.0	0.0	0	0	0	0
10/22	SOUTHEASTERN LOUISIANA	4-1-5	0.0	0.0	0	0	0	0
10/29	AUSTIN PEAY	0-0-0	0.0	0.0	0	0	1	0
11/12	EASTERN KENTUCKY	2-0-2	0.0	0.0	0	0	0	0
11/19	CENTRAL ARKANSAS	2-1-3	0.0	0.0	0	0	0	0

2023 AT JACKSONVILLE STATE

DATE	OPPONENT	U-A-T	TFL	SACKS	FF	FR	INT	PBU
8/26	UTEP	2-1-3	0.0	0.0	0	0	0	0
9/2	ETSU	2-2-4	0.0	0.0	0	0	0	0
9/9	COASTAL CAROLINA	0-1-1	0.0	0.0	0	0	0	0
9/23	EASTERN MICHIGAN	1-0-1	0.0	0.0	0	0	1	1
9/28	SAM HOUSTON	0-0-0	0.0	0.0	0	0	0	0
10/4	MIDDLE TENNESSEE	1-1-2	0.0	0.0	0	0	0	0
10/10	LIBERTY	4-1-5	0.0	0.0	0	0	0	0
10/17	WESTERN KENTUCKY	1-0-1	0.0	0.0	0	0	0	2

2024 AT JACKSONVILLE STATE

DATE	OPPONENT	U-A-T	TFL	SACKS	FF	FR	INT	PBU
8/29	COASTAL CAROLINA	3-1-4	0.0	0.0	0	0	0	0
9/7	LOUISVILLE	2-2-4	0.0	0.0	0	0	0	0
9/14	EASTERN MICHIGAN	2-2-4	0.0	0.0	0	0	0	2
9/21	SOUTHERN MISS	0-0-0	0.0	0.0	0	0	1	1
10/4	KENNESAW STATE	2-1-3	0.0	0.0	0	0	1	0
10/9	NEW MEXICO STATE	0-1-1	0.0	0.0	0	0	0	1
10/23	MIDDLE TENNESSEE	1-0-1	0.0	0.0	0	0	0	1
10/30	LIBERTY	4-2-6	0.5	0.0	0	0	0	0
11/9	LOUISIANA TECH	0-1-1	0.0	0.0	0	0	0	1
11/16	FIU	1-0-1	0.0	0.0	0	0	0	1
11/23	SAM HOUSTON	0-0-0	0.0	0.0	0	0	0	3
11/30	WESTERN KENTUCKY	3-2-5	0.0	0.0	0	0	0	0
12/6	WESTERN KENTUCKY	2-0-2	1.0	0.0	0	0	0	1

2025

DATE	OPPONENT	U-A-T	TFL	SACKS	FF	FR	INT	PBU
8/30	EKU	0-1-1	0.0	0.0	0	0	0	0
9/5	JAMES MADISON	0-1-1	0.0	0.0	0	0	1	0
9/20	BOWLING GREEN	1-1-2	0.0	0.0	0	0	0	0
9/27	PITT	1-1-2	0.0	0.0	0	0	0	0
10/4	VIRGINIA	1-2-3	0.0	0.0	0	0	0	0
10/17	MIAMI	2-1-3	0.0	0.0	0	0	1	1
10/25	BOSTON COLLEGE	1-0-1	0.0	0.0	0	0	0	0
11/1	VIRGINIA TECH	3-1-4	0.0	0.0	0	0	0	1
11/8	CAL	4-2-6	0.0	0.0	0	0	0	0
11/14	CLEMSON	1-2-3	0.0	0.0	0	0	0	0
11/22	SMU	3-2-5	0.0	0.0	0	0	0	0
11/29	KENTUCKY	0-1-1	0.0	0.0	0	0	0	0
12/23	VS. TOLEDO	1-1-2	0.0	0.0	0	0	0	0

2026

DATE	OPPONENT	U-A-T	TFL	SACKS	FF	FR	INT	PBU
9/6	VS. OLE MISS	0-2-2	0.0	0.0	0	0	0	2
9/11	VILLANOVA	1-0-1	0.0	0.0	0	0	0	0
9/19	SMU	2-2-4	0.0	0.0	0	0	0	1
9/26	WAKE FOREST	0-0-0	0.0	0.0	0	0	0	0
10/3	AT NC STATE				-DNP-			
10/9	FLORIDA STATE				-DNP-			
10/17	AT SYRACUSE	5-3-8	0.5	0.0	0	0	0	1
10/31	STANFORD	1-0-1	0.0	0.0	0	0	1	0
11/7	AT GEORGIA TECH	2-1-3	0.0	0.0	0	0	0	0
11/14	AT NORTH CAROLINA	6-1-7	0.0	0.0	0	0	1	0
11/21	PITT				-DNP-			
11/28	AT KENTUCKY							

CAREER STATS

YEAR	GP	U-A-T	TFL	SACKS	FF	FR	INT	PBU
2022*	11	10-4-14	0.0	0.0	0	0	1	1
2023*	8	11-6-17	0.0	0.0	0	0	1	3
2024*	13	20-12-32	1.5	0.0	0	0	2	11
2025	13	18-16-34	0.0	0.0	0	0	2	2
2026	8	17-9-26	0.5	0.0	0	0	2	4
TOTALS	53	76-47-123	2.0	0.0	0	0	8	21

*2022-24 AT JACKSONVILLE STATE



2 DEMECO KENNEDY (DL)

JUNIOR | LEXINGTON, KY. (FREDRICK DOUGLASS / PURDUE)

CAREER HIGHS

TACKLES ..... 9 AT SYRACUSE, 10/17/26
TACKLES FOR LOSS ..... 1.5 VS. ILLINOIS, 10/4/25
SACKS ..... 1.0 VS. USC, 9/13/25
FORCED FUMBLES .....
FUMBLE RECOVERIES .....

GAME-BY-GAME

2024 AT PURDUE

DATE	OPPONENT	U-A-T	TFL	SACKS	FF	FR	INT	PBU
8/31	INDIANA STATE	0-0-0	0.0	0.0	0	0	0	0
9/14	NOTRE DAME	0-1-1	0.0	0.0	0	0	0	0
9/28	NEBRASKA	1-0-1	0.0	0.0	0	0	0	0
10/5	AT WISCONSIN	2-0-2	0.0	0.0	0	0	0	0
11/2	NORTHWESTERN	0-0-0	0.0	0.0	0	0	0	0
11/22	AT MICHIGAN STATE	0-0-0	0.0	0.0	0	0	0	0

2025 AT PURDUE

DATE	OPPONENT	U-A-T	TFL	SACKS	FF	FR	INT	PBU
8/30	BALL STATE	1-0-1	0.0	0.0	0	0	0	0
9/6	SOUTHERN ILLINOIS	0-0-0	0.0	0.0	0	0	0	0
9/13	USC	1-0-1	1.0	1.0	0	0	0	0
9/20	AT NOTRE DAME	0-1-1	0.0	0.0	0	0	0	0
10/4	ILLINOIS	1-3-4	1.5	0.5	0	0	0	0
10/11	AT MINNESOTA	0-2-2	0.0	0.0	0	0	0	0
10/18	AT NORTHWESTERN	1-5-6	0.5	0.0	0	0	0	0
10/25	RUTGERS	1-0-1	0.0	0.0	0	0	0	0
11/1	AT MICHIGAN	0-1-1	0.0	0.0	0	0	0	0
11/8	OHIO STATE	0-1-1	0.0	0.0	0	0	0	0
11/15	AT WASHINGTON	2-0-2	0.0	0.0	0	0	0	0
11/28	INDIANA	1-0-1	0.0	0.0	0	0	0	0

2026

DATE	OPPONENT	U-A-T	TFL	SACKS	FF	FR	INT	PBU
9/6	VS. OLE MISS	0-0-0	0.0	0.0	0	0	0	0
9/11	VILLANOVA				-DNP-			
9/19	SMU	0-4-4	0.0	0.0	0	0	0	0
9/26	WAKE FOREST	0-1-1	0.0	0.0	0	0	0	0
10/3	AT NC STATE	1-0-1	0.0	0.0	0	0	0	0
10/9	FLORIDA STATE	1-4-5	0.5	0.5	0	0	0	0
10/17	AT SYRACUSE	2-7-9	1.0	0.0	0	0	0	0
10/31	STANFORD	1-2-3	1.0	0.0	0	0	0	0
11/7	AT GEORGIA TECH	1-1-2	0.5	0.5	0	0	0	0
11/14	AT NORTH CAROLINA	1-0-1	0.0	0.0	0	0	0	0
11/21	PITT	2-0-2	0.0	0.0	0	0	0	0
11/28	AT KENTUCKY							

CAREER STATS

YEAR	GP	U-A-T	TFL	SACKS	FF	FR	INT	PBU
2024*	9	3-3-6	0.0	0.0	0	0	0	0
2025*	12	8-13-21	3.0	1.5	0	0	0	0
2026	10	9-19-28	3.0	1.0	0	0	0	0
TOTALS	31	20-35-55	6.0	2.5	0	0	0	0

2024-25 AT PURDUE



2 TREYSHUN HURRY (WR)

FIFTH YEAR | PALMDALE, CALIF. (PARACLETE / SAN JOSE STATE)

TRAY-shun

CAREER HIGHS

RECEPTIONS ..... 8, TWO TIMES
RECEIVING YARDS ..... 115 AT EASTERN WASHINGTON, 10/21/23
RECEIVING TOUCHDOWNS ..... 1, SEVEN TIMES
LONG RECEPTION ..... 39 VS. IDAHO, 11/11/23

GAME-BY-GAME

2022 AT WEBER STATE

DATE	OPPONENT	NO	YDS	TD	AVG	LONG
9/17	UTAH TECH	1	14	0	14.0	14
10/8	EASTERN WASHINGTON	0	0	0	0.0	0
10/15	PORTLAND STATE	1	12	0	12.0	12

2023 AT WEBER STATE

DATE	OPPONENT	NO	YDS	TD	AVG	LONG
8/31	CENTRAL WASHINGTON	0	0	0	0.0	0
9/9	NORTHERN IOWA	0	0	0	0.0	0
9/16	UTAH	2	22	0	11.0	12
9/23	MONTANA STATE	2	30	0	15.0	32
9/30	NORTHERN COLORADO	2	18	0	9.0	9
10/7	NORTHERN ARIZONA	1	11	0	11.0	11
10/14	UC DAVIS	3	36	0	12.0	21
10/21	EASTERN WASHINGTON	7	115	0	16.4	26
11/4	IDAHO STATE	6	45	0	7.5	17
11/11	IDAHO	2	46	0	23.0	39
11/18	CAL POLY	4	61	1	15.3	21

2024 AT SAN JOSE STATE

DATE	OPPONENT	NO	YDS	TD	AVG	LONG
8/29	SACRAMENTO STATE	2	38	0	19.0	28
9/7	AIR FORCE	1	19	0	19.0	19
9/14	KENNESAW STATE	1	4	0	4.0	4
9/20	WASHINGTON STATE	3	66	1	22.0	31
10/5	NEVADA	3	46	0	15.3	25
10/12	COLORADO STATE	3	32	0	10.7	15
10/19	WYOMING	0	0	0	0.0	0
10/26	FRESNO STATE	2	49	0	24.5	25
11/9	OREGON STATE	2	28	0	14.0	14
11/16	BOISE STATE	3	66	0	22.0	26
11/22	UNLV	0	0	0	0.0	0
11/29	STANFORD	4	71	1	17.8	26
12/24	USF	4	62	0	15.5	28

2025

DATE	OPPONENT	NO	YDS	TD	AVG	LONG
8/30	EKU	1	9	0	9.0	9
9/5	JAMES MADISON	1	4	0	4.0	4
9/20	BOWLING GREEN	1	4	0	4.0	4
9/27	PITT	1	8	0	8.0	8
10/4	VIRGINIA	2	13	0	6.5	9
10/17	MIAMI	2	16	0	8.0	11
10/25	BOSTON COLLEGE	0	0	0	0.0	0
11/1	VIRGINIA TECH	1	7	0	7.0	7
11/8	CAL	0	0	0	0.0	0
11/14	CLEMSON	0	0	0	0.0	0
11/22	SMU	0	0	0	0.0	0
11/29	KENTUCKY	3	33	0	11.0	17
12/23	TOLEDO	2	28	1	9.3	17

2026

DATE	OPPONENT	NO	YDS	TD	AVG	LONG
9/6	VS. OLE MISS	4	67	0	16.8	21
9/11	VILLANOVA	2	29	0	14.5	21
9/19	SMU	1	11	0	11.0	11
9/26	WAKE FOREST	8	71	0	8.9	18
10/3	AT NC STATE	4	37	0	9.3	13
10/9	FLORIDA STATE	5	56	0	11.2	22
10/17	AT SYRACUSE	4	66	0	16.5	35
10/31	STANFORD	3	33	1	11.0	22
11/7	AT GEORGIA TECH	8	104	1	13.0	32
11/14	AT NORTH CAROLINA	4	33	0	8.3	11
11/21	PITT	2	35	1	17.5	22
11/28	AT KENTUCKY					

CAREER STATS

YEAR	GP	NO	YARDS	TD	AVG	LONG
2022*	3	2	26	0	13.0	14
2023*	11	29	384	1	13.2	39
2024#	13	28	481	2	17.2	31
2025	13	15	122	1	8.1	17
2026	11	45	542	3	12.0	35
TOTALS	52	119	1555	7	13.1	39

*2022-23 AT WEBER STATE, #2024 AT SAN JOSE STATE



3 TYLER THOMPSON — DL

SENIOR | CARY, N.C. (PANTHER CREEK / NORTH CAROLINA)

CAREER HIGHS

TACKLES ..... 5, TWO TIMES
TACKLES FOR LOSS ..... 3.0, TWO TIMES
SACKS ..... 3.0 VS. STANFORD, 11/8/25
FORCED FUMBLES ..... 1, FOUR TIMES
FUMBLE RECOVERIES ..... 1, TWO TIMES
PASS BREAKUPS ..... 1, TWO TIMES

GAME-BY-GAME

2023 AT NORTH CAROLINA

DATE	OPPONENT	U-A-T	TFL	SACKS	FF	FR	INT	PBU
10/7	SYRACUSE	1-0-1	0.0	0.0	0	0	0	0
10/14	MIAMI	0-0-0	0.0	0.0	0	0	0	0
11/4	CAMPBELL	1-0-1	1.0	0.0	0	1	0	0

2024 AT NORTH CAROLINA

DATE	OPPONENT	U-A-T	TFL	SACKS	FF	FR	INT	PBU
8/29	AT MINNESOTA	0-0-0	0.0	0.0	0	0	0	0
9/7	CHARLOTTE	0-0-0	0.0	0.0	0	0	0	0
9/14	N.C. CENTRAL	2-1-3	0.0	0.0	0	0	0	0
9/21	JAMES MADISON	0-0-0	0.0	0.0	0	0	0	0
9/28	AT DUKE	0-0-0	0.0	0.0	0	0	0	0
10/5	PITT	0-0-0	0.0	0.0	0	0	0	0
10/12	GEORGIA TECH	0-0-0	0.0	0.0	0	0	0	0
10/26	AT VIRGINIA	0-0-0	0.0	0.0	0	0	0	0
11/2	AT FLORIDA STATE	0-0-0	0.0	0.0	0	0	0	0
11/19	WAKE FOREST	0-0-0	0.0	0.0	0	0	0	0
11/30	NC STATE	1-0-1	0.0	0.0	0	0	0	0
12/28	VS. UCONN	1-0-1	0.0	0.0	0	0	0	0

2025 AT NORTH CAROLINA

DATE	OPPONENT	U-A-T	TFL	SACKS	FF	FR	INT	PBU
9/1	TCU	1-0-1	0.0	0.0	0	0	0	0
9/6	AT CHARLOTTE	1-0-1	0.0	0.0	0	0	0	0
9/13	RICHMOND	0-0-0	0.0	0.0	0	0	0	0
9/20	AT UCF	0-0-0	0.0	0.0	0	0	0	0
10/4	CLEMSON	2-0-2	0.0	0.0	0	0	0	0
10/17	AT CAL	2-1-3	2.0	2.0	1	0	0	0
10/25	VIRGINIA	3-1-4	1.5	1.0	1	0	0	0
10/31	AT SYRACUSE	1-2-3	1.0	1.0	0	0	0	0
11/8	STANFORD	3-0-3	3.0	3.0	0	0	0	1
11/15	AT WAKE FOREST	2-1-3	0.0	0.0	0	0	0	0
11/22	DUKE	0-1-1	0.0	0.0	0	0	0	0
11/29	AT NC STATE	1-3-4	0.0	0.0	0	0	0	0

2026

DATE	OPPONENT	U-A-T	TFL	SACKS	FF	FR	INT	PBU
9/6	VS. OLE MISS	2-1-3	0.0	0.0	0	0	0	0
9/11	VILLANOVA	1-0-1	1.0	1.0	1	0	0	0
9/19	SMU	0-2-2	0.5	0.5	0	0	0	0
9/26	WAKE FOREST	1-0-1	0.0	0.0	0	0	0	0
10/3	AT NC STATE	2-1-3	0.0	0.0	0	0	0	0
10/9	FLORIDA STATE	1-1-2	1.0	1.0	0	0	0	0
10/17	AT SYRACUSE	4-1-5	3.0	2.0	0	1	0	0
10/31	STANFORD	1-2-3	1.0	1.0	1	0	0	0
11/7	AT GEORGIA TECH	2-3-5	0.0	0.0	0	0	0	1
11/14	AT NORTH CAROLINA	1-3-4	1.0	1.0	0	0	0	0
11/21	PITT	3-2-5	0.5	0	0	0	0	0
11/28	AT KENTUCKY							

CAREER STATS

YEAR	GP	U-A-T	TFL	SACKS	FF	FR	INT	PBU
2023*	3	2-0-2	1.0	0.0	0	1	0	0
2024*	12	4-1-5	0.0	0.0	0	0	0	0
2025*	12	16-9-25	7.5	7.0	2	0	0	1
2026	11	18-16-34	8.0	6.5	2	1	0	1
TOTALS	38	40-26-66	16.5	13.5	4	2	0	2

2023-25 AT NORTH CAROLINA



3 LINCOLN KIENHOLZ — QB

SENIOR | PIERRE, S.D. (T.F. RIGGS / OHIO STATE) — KEEN-holtz

CAREER HIGHS

COMPLETIONS ..... 27 VS. WAKE FOREST, 9/26/26
ATTEMPTS ..... 41 VS. PITTSBURGH, 11/21/26
PASSING YARDS ..... 332 VS. VILLANOVA, 9/11/26
TOUCHDOWN PASSES ..... 5 VS. PITTSBURGH, 11/21/26
LONG PASS ..... 69 VS. VILLANOVA, 9/11/26
RUSHES ..... 14 VS. OLE MISS, 9/6/26
RUSHING YARDS ..... 81 AT GEORGIA TECH, 11/7/26
RUSHING TOUCHDOWNS ..... 2, FOUR TIMES
LONG RUSH ..... 82 AT SYRACUSE, 10/17/26

GAME-BY-GAME

2023 AT OHIO STATE

DATE	OPPONENT	C	A	INT	YDS	TD	LG	RUSH	YDS	TD
11/11	MICHIGAN STATE	2	3	0	18	0	14	0	0	0
11/18	MINNESOTA	2	2	0	7	0	5	0	0	0
12/29	VS. MISSOURI	6	17	0	86	0	25	6	2	0

2024 AT OHIO STATE

DATE	OPPONENT	C	A	INT	YDS	TD	LG	RUSH	YDS	TD
9/7	WESTERN MICHIGAN	0	0	0	0	0	0	0	0	0
12/21	TENNESSEE	0	0	0	0	0	0	0	0	0

2025 AT OHIO STATE

DATE	OPPONENT	C	A	INT	YDS	TD	LG	RUSH	YDS	TD
9/6	GRAMBLING STATE	6	7	0	71	1	23	2	10	0
9/13	OHIO	0	0	0	0	0	0	1	8	0
10/4	MINNESOTA	1	1	0	15	0	15	3	5	1
10/18	AT WISCONSIN	0	0	0	0	0	0	0	0	0
11/8	AT PURDUE	0	0	0	0	0	0	1	3	1
11/15	UCLA	3	3	0	34	0	15	1	3	0
11/22	RUTGERS	1	3	0	19	0	19	3	37	0

2026

DATE	OPPONENT	C	A	INT	YDS	TD	LG	RUSH	YDS	TD
9/6	VS. OLE MISS	18	29	0	307	2	62	14	69	1
9/11	VILLANOVA	16	21	0	332	2	69	6	42	2
9/19	SMU	14	23	0	177	1	32	12	42	1
9/26	WAKE FOREST	27	36	1	324	1	61	13	-19	2
10/3	AT NC STATE	21	30	0	254	2	38	7	45	0
10/9	FLORIDA STATE	11	15	0	140	0	35	9	40	2
10/17	AT SYRACUSE	14	26	2	310	1	48	10	53	2
10/31	STANFORD	20	28	0	250	2	44	9	62	1
11/7	AT GEORGIA TECH	17	25	0	182	2	32	9	82	0
11/14	AT NORTH CAROLINA	23	31	0	154	1	26	8	14	0
11/21	PITT	25	41	1	309	5	34	11	-16	0
11/28	AT KENTUCKY									

CAREER PASSING STATS

YEAR	GP	COMP	ATT	INT	YDS	TD	PCT	LONG
2023*	3	10	22	0	111	0	45.5	25
2024*	2	0	0	0	0	0	0.0	0
2025*	7	11	14	0	139	1	78.6	23
2026	11	206	305	4	2739	20	67.5	69
TOTALS	23	227	341	4	2989	21	66.6	69

*2023-25 AT OHIO STATE

CAREER RUSHING STATS

YEAR	GP	NO	YARDS	TD	AVG	LONG
2023*	3	6	2	0	2.0	2
2024*	2	0	0	0	0.0	0
2025*	7	11	66	2	6.0	22
2026	11	108	392	11	3.6	82
TOTALS	22	125	460	13	3.7	82

*2023-25 AT OHIO STATE



4 TJ BANKS

DB

JUNIOR | TUSCALOOSA, ALA. (HILLCREST / OLE MISS)

CAREER HIGHS

TACKLES ..... 9 VS. SMU, 9/19/26
TACKLES FOR LOSS ..... 0.5 VS. GEORGIA, 1/1/26
INTERCEPTIONS .....
PASS BREAKUPS ..... 2, TWO TIMES

GAME-BY-GAME

2024 AT OLE MISS

DATE	OPPONENT	U-A-T	TFL	SACKS	FF	FR	INT	PBU
8/31	FURMAN	1-0-1	0.0	0.0	0	0	0	0
9/7	MIDDLE TENNESSEE STATE	0-0-0	0.0	0.0	0	0	0	0
10/12	AT LSU	0-0-0	0.0	0.0	0	0	0	0
10/26	OKLAHOMA	0-0-0	0.0	0.0	0	0	0	0
11/2	AT ARKANSAS	0-0-0	0.0	0.0	0	0	0	0
11/9	GEORGIA	0-0-0	0.0	0.0	0	0	0	0
11/23	AT FLORIDA	0-0-0	0.0	0.0	0	0	0	0
11/29	MISSISSIPPI STATE	2-0-2	0.0	0.0	0	0	0	0
1/2	VS. DUKE	1-0-1	0.0	0.0	0	0	0	0

2025 AT OLE MISS

DATE	OPPONENT	U-A-T	TFL	SACKS	FF	FR	INT	PBU
8/30	GEORGIA STATE	0-1-1	0.0	0.0	0	0	0	0
9/6	AT KENTUCKY	3-1-4	0.0	0.0	0	0	0	0
9/13	ARKANSAS	0-1-1	0.0	0.0	0	0	0	0
9/20	TULANE	0-3-3	0.0	0.0	0	0	0	0
10/11	WASHINGTON STATE	0-0-0	0.0	0.0	0	0	0	0
10/18	AT GEORGIA	1-0-1	0.0	0.0	0	0	0	0
10/25	AT OKLAHOMA	0-0-0	0.0	0.0	0	0	0	0
11/1	SOUTH CAROLINA	2-0-2	0.0	0.0	0	0	0	1
11/8	THE CITADEL	1-2-3	0.0	0.0	0	0	0	0
11/15	FLORIDA	0-0-0	0.0	0.0	0	0	0	0
11/28	AT MISSISSIPPI STATE	0-0-0	0.0	0.0	0	0	0	0
12/20	TULANE	2-0-2	0.0	0.0	0	0	0	0
1/1	VS. GEORGIA	1-1-2	0.5	0.0	0	0	0	0
1/8	MIAMI (FL)	1-0-1	0.0	0.0	0	0	0	0

2026

DATE	OPPONENT	U-A-T	TFL	SACKS	FF	FR	INT	PBU
9/6	VS. OLE MISS	3-3-6	0.0	0.0	0	0	0	1
9/11	VILLANOVA	0-0-0	0.0	0.0	0	0	0	0
9/19	SMU	7-2-9	0.0	0.0	0	0	0	0
9/26	WAKE FOREST	4-1-5	0.0	0.0	0	0	0	0
10/3	AT NC STATE	3-2-5	0.0	0.0	0	0	0	0
10/9	FLORIDA STATE	0-3-3	0.0	0.0	0	0	0	0
10/17	AT SYRACUSE	2-2-4	0.0	0.0	0	0	0	0
10/31	STANFORD	3-1-4	0.0	0.0	0	0	0	0
11/7	AT GEORGIA TECH	2-0-2	0.0	0.0	0	0	0	0
11/14	AT NORTH CAROLINA	0-1-1	0.0	0.0	0	0	0	0
11/21	PITT	2-2-4	0.0	0.0	0	0	0	0
11/28	AT KENTUCKY							

CAREER STATS

YEAR	GP	U-A-T	TFL	SACKS	FF	FR	INT	PBU
2024*	9	4-0-4	0.0	0.0	0	0	0	0
2025*	14	11-9-20	0.5	0.0	0	0	0	1
2026	11	26-17-43	0.0	0.0	0	0	0	1
TOTALS	34	41-26-67	0.5	0.0	0	0	0	2

*2024-25 AT OLE MISS



5 KOEN ENTRINGER

DB

FIFTH YEAR | YPSILANTI, MICH. (WALLED LAKE WESTERN / IOWA)

CO-uhn IN-tring-ur

CAREER HIGHS

TACKLES ..... 11 VS. PENN STATE, 10/18/25
TACKLES FOR LOSS ..... 2, TWO TIMES
INTERCEPTIONS ..... 1 AT MICHIGAN STATE, 10/19/24
SACKS ..... 2, AT NORTH CAROLINA, 11/14/26
FORCED FUMBLES ..... 1, TWO TIMES
PASS BREAKUPS ..... 2 AT USC, 11/15/25

GAME-BY-GAME

2022 AT IOWA

DATE	OPPONENT	U-A-T	TFL	SACKS	FF	FR	INT	PBU
11/12	WISCONSIN	0-0-0	0.0	0.0	0	0	0	0
11/19	AT MINNESOTA	1-0-1	0.0	0.0	0	0	0	0
11/25	NEBRASKA	0-0-0	0.0	0.0	0	0	0	0
12/31	VS. KENTUCKY	0-0-0	0.0	0.0	0	0	0	0

2023 AT IOWA

DATE	OPPONENT	U-A-T	TFL	SACKS	FF	FR	INT	PBU
9/2	UTAH STATE	4-0-4	0.0	0.0	0	0	0	0
9/9	AT IOWA STATE	0-0-0	0.0	0.0	0	0	0	0
9/16	WESTERN MICHIGAN	0-0-0	0.0	0.0	0	0	0	0
9/23	AT PENN STATE	0-0-0	0.0	0.0	0	0	0	0
9/30	MICHIGAN STATE	0-0-0	0.0	0.0	0	0	0	0
10/7	PURDUE	0-0-0	0.0	0.0	0	0	0	0
10/14	AT WISCONSIN	1-0-1	0.0	0.0	0	0	0	0
10/21	MINNESOTA	0-0-0	0.0	0.0	0	0	0	0
11/4	AT NORTHWESTERN	0-0-0	0.0	0.0	0	0	0	0
11/11	RUTGERS	0-0-0	0.0	0.0	0	0	0	0
11/18	ILLINOIS	0-0-0	0.0	0.0	0	0	0	0
11/24	AT NEBRSKA	1-0-1	0.0	0.0	0	0	0	0
12/2	VS. MICHIGAN	1-0-1	0.0	0.0	0	0	0	0
1/1	VS. TENNESSEE	1-0-1	0.0	0.0	0	0	0	0

2024 AT IOWA

DATE	OPPONENT	U-A-T	TFL	SACKS	FF	FR	INT	PBU
8/31	ILLINOIS STATE	2-0-2	0.0	0.0	0	0	0	0
9/7	IOWA STATE	1-0-1	0.0	0.0	0	0	0	0
9/14	TROY	1-0-1	0.0	0.0	0	0	0	0
9/21	AT MINNESOTA	2-0-2	0.0	0.0	0	0	0	0
10/5	AT OHIO STATE	1-0-1	0.0	0.0	0	0	0	0
10/12	WASHINGTON	4-3-7	0.0	0.0	0	0	0	0
10/19	AT MICHIGAN STATE	1-1-2	0.0	0.0	0	0	1	0
10/26	NORTHWESTERN	0-0-0	0.0	0.0	0	0	0	0
11/2	WISCONSIN	0-0-0	0.0	0.0	0	0	0	1
11/8	AT UCLA	1-0-1	0.0	0.0	0	0	0	0
11/23	AT MARYLAND	0-0-0	0.0	0.0	0	0	0	0
11/29	NEBRASKA	1-0-1	0.0	0.0	0	0	0	0

2025 AT IOWA

DATE	OPPONENT	U-A-T	TFL	SACKS	FF	FR	INT	PBU
8/30	ALBANY	1-1-2	0.0	0.0	0	0	0	0
9/6	AT IOWA STATE	1-4-5	0.0	0.0	0	1	0	1
9/13	UMASS	3-0-3	0.0	0.0	0	0	0	0
9/19	AT RUTGERS	2-4-6	0.0	0.0	0	0	0	1
9/27	INDIANA	7-3-10	2.0	0.0	0	0	0	0
10/11	AT WISCONSIN	3-1-4	0.0	0.0	0	0	0	0
10/18	PENN STATE	5-6-11	1.0	0.0	0	0	0	0
10/25	MINNESOTA	2-1-3	0.5	0.0	0	0	0	0
11/8	OREGON	4-5-9	0.0	0.0	0	0	0	0
11/15	AT USC	5-0-5	0.0	0.0	0	0	0	2
11/22	MICHIGAN STATE	7-2-9	0.0	0.0	1	0	0	0
11/28	AT NEBRASKA	1-1-2	0.0	0.0	0	0	0	0
12/31	AT VANDERBILT	2-2-4	0.0	0.0	0	0	0	0

2026

DATE	OPPONENT	U-A-T	TFL	SACKS	FF	FR	INT	PBU
9/6	VS. OLE MISS	3-3-6	0.0	0.0	0	0	0	0
9/11	VILLANOVA	5-1-6	1.0	0.0	0	0	0	0
9/19	SMU	3-3-6	0.0	0.0	0	0	0	0
9/26	WAKE FOREST				-DNP-			
10/3	AT NC STATE				-DNP-			
10/9	FLORIDA STATE	0-6-6	0.0	0.0	0	0	0	0
10/17	AT SYRACUSE	2-2-4	0.0	0.0	0	0	0	0
10/31	STANFORD	0-3-3	0.0	0.0	0	0	0	0
11/7	AT GEORGIA TECH	1-2-3	0.0	0.0	0	0	0	0
11/14	AT NORTH CAROLINA	5-2-7	2.0	2.0	1	0	0	1
11/21	PITT	1-1-2	0.0	0.0	0	0	0	0
11/28	AT KENTUCKY							

CAREER STATS

YEAR	GP	U-A-T	TFL	SACKS	FF	FR	INT	PBU
2022*	4	1-0-1	0.0	0.0	0	0	0	0
2023*	14	8-0-8	0.0	0.0	0	0	0	0
2024*	12	10-8-18	0.0	0.0	0	0	1	1
2025*	13	43-30-73	3.5	0.0	1	1	0	4
2026	9	19-24-43	3.0	2.0	1	0	0	2
TOTALS	52	81-62-143	6.5	2.0	2	1	1	7

*2022-25 AT IOWA



5 KEYJUAN BROWN (RB)

SENIOR | ANNISTON, ALA. (SOUTH ATLANTA)

kee-WONN

CAREER HIGHS

RUSHES	15, TWO TIMES	RECEPTIONS	2, FIVE TIMES
RUSHING YARDS	163 VS. SMU, 9/19/26	RECEIVING YARDS	38 VS. BOSTON COLLEGE, 10/25/25
RUSHING TOUCHDOWNS	2, FOUR TIMES	LONG RECEPTION	38 VS. BOSTON COLLEGE, 10/25/25
LONG RUSH	67 VS. BOSTON COLLEGE, 10/25/25		

GAME-BY-GAME

2023

DATE	OPPONENT	NO	YDS	TD	AVG	LONG
9/7	MURRAY STATE	11	65	1	5.9	14

2024

DATE	OPPONENT	NO	YDS	TD	AVG	LONG
8/31	AUSTIN PEAY	9	65	1	7.2	24
9/7	JACKSONVILLE STATE	5	51	1	10.2	22
9/21	GEORGIA TECH	5	10	0	2.0	5
9/28	NOTRE DAME	5	23	0	4.6	12
10/5	SMU	3	11	0	3.7	9
10/12	VIRGINIA	0	0	0	0.0	0
10/19	MIAMI	1	0	0	0.0	0
11/2	CLEMSON	1	1	1	1.0	1
11/16	STANFORD	7	21	0	3.0	8
11/23	PITT	6	35	0	5.8	10
11/30	KENTUCKY	5	26	0	5.2	9

2025

DATE	OPPONENT	NO	YDS	TD	AVG	LONG
8/30	EKU	6	25	1	4.2	9
9/5	JAMES MADISON	4	1	0	0.3	5
9/20	BOWLING GREEN	12	84	2	7.0	34
9/27	PITT			-DNP-		
10/4	VIRGINIA	3	16	0	5.3	11
10/17	MIAMI	5	6	0	1.2	6
10/25	BOSTON COLLEGE	10	95	1	9.5	67
11/1	VIRGINIA TECH	12	94	2	7.8	24
11/8	CAL	14	136	0	9.7	35
11/14	CLEMSON	15	135	0	9.0	25
11/22	SMU			-DNP-		
11/29	KENTUCKY			-DNP-		
12/23	VS. TOLEDO	15	112	0	7.5	31

2026

DATE	OPPONENT	NO	YDS	TD	AVG	LONG
9/6	VS. OLE MISS	7	56	0	8.0	17
9/11	VILLANOVA	1	12	0	12.0	12
9/19	SMU	10	163	2	16.3	58
9/26	WAKE FOREST	12	48	0	4.0	12
10/3	AT NC STATE	8	89	1	11.1	49
10/9	FLORIDA STATE			-DNP-		
10/17	AT SYRACUSE	13	50	2	3.8	20
10/31	STANFORD	7	50	0	7.1	14
11/7	AT GEORGIA TECH	9	54	0	6.0	14
11/14	AT NORTH CAROLINA	11	78	0	7.1	16
11/21	PITT	18	73	1	4.1	12
11/28	AT KENTUCKY					

CAREER RUSHING STATS

YEAR	GP	NO	YARDS	TD	AVG	LONG
2023	1	11	65	1	5.9	14
2024	11	47	243	3	5.2	24
2025	10	96	704	6	7.3	67
2026	10	96	672	6	7.0	58
TOTALS	32	250	1684	16	6.7	67

CAREER RECEIVING STATS

YEAR	GP	NO	YARDS	TD	AVG	LONG
2023	1	0	0	0	0.0	0
2024	11	5	53	0	10.6	24
2025	10	12	118	0	9.8	38
2026	10	8	57	0	7.1	13
TOTALS	32	25	228	0	9.1	38



6 STANQUAN CLARK (LB)

SENIOR | MIAMI, FLA. (MIAMI CENTRAL)

CAREER HIGHS

TACKLES	13 AT CLEMSON, 11/2/24	INTERCEPTIONS	2 VS. PITT, 11/23/24
TACKLES FOR LOSS	2.0, TWO TIMES	PASS BREAKUPS	3 VS. VILLANOVA, 9/11/26
SACKS	1 AT NORTH CAROLINA, 11/14/26		
FORCED FUMBLES	1, THREE TIMES		

GAME-BY-GAME

2023

DATE	OPPONENT	U-A-T	TFL	SACKS	FF	FR	INT	PBU
9/1	GEORGIA TECH	0-0-0	0.0	0.0	0	0	0	0
9/7	MURRAY STATE	1-0-1	0.0	0.0	1	0	0	0
9/16	INDIANA	1-2-3	0.0	0.0	0	0	0	0
9/23	BOSTON COLLEGE	1-0-1	0.0	0.0	0	0	0	0
9/29	NC STATE	1-1-2	0.0	0.0	0	0	0	0
10/7	NOTRE DAME	0-1-1	0.0	0.0	0	0	0	0
10/14	PITT	0-0-0	0.0	0.0	0	0	0	0
10/28	DUKE	0-0-0	0.0	0.0	0	0	0	0
11/4	VIRGINIA TECH	1-1-2	0.0	0.0	0	0	0	0
11/9	VIRGINIA	0-1-1	0.0	0.0	0	0	0	0
11/18	MIAMI	2-0-2	1.0	0.0	0	0	0	0
11/25	KENTUCKY	0-1-1	0.0	0.0	0	0	0	0
12/2	FLORIDA STATE	0-0-0	0.0	0.0	0	0	0	0
12/27	USC	1-0-1	1.0	0.0	0	0	0	0



7 LAWAYNE MCCOY

WR

JUNIOR | MIAMI GARDENS, FLA. (MIAMI CENTRAL / FLORIDA STATE)

CAREER HIGHS

RECEPTIONS ..... 6, TWO TIMES
RECEIVING YARDS ..... 110 AT FLORIDA, 11/29/25
RECEIVING TOUCHDOWNS ..... 1, SEVEN TIMES
LONG RECEPTION ..... 61 VS. VILLANOVA, 9/11/26

GAME-BY-GAME

2024 AT FLORIDA STATE

DATE	OPPONENT	NO	YDS	TD	AVG	LONG
9/14	MEMPHIS	0	0	0	0.0	0
9/21	CAL	0	0	0	0.0	0
9/28	AT SMU	0	0	0	0.0	0
10/5	CLEMSON	0	0	0	0.0	0
10/18	AT DUKE	0	0	0	0.0	0
10/26	AT MIAMI (FL)	2	13	0	6.5	8
11/2	NORTH CAROLINA	1	7	0	7.0	7
11/9	AT NOTRE DAME	2	22	0	11.0	12
11/23	CHARLESTON SOUTHERN	1	10	0	10.0	10
11/30	FLORIDA	0	0	0	0.0	0

2025 AT FLORIDA STATE

DATE	OPPONENT	NO	YDS	TD	AVG	LONG
9/20	KENT STATE	2	30	0	15.0	21
9/26	AT VIRGINIA	2	44	0	22.0	34
10/4	MIAMI (FL)	3	39	1	13.0	20
10/11	PITT	1	15	0	15.0	15
10/18	AT STANFORD	4	46	0	11.5	18
11/1	WAKE FOREST	1	12	0	12.0	12
11/8	AT CLEMSON	4	46	1	11.5	21
11/15	VIRGINIA TECH	1	9	0	9.0	9
11/21	AT NC STATE	3	45	0	15.0	22
11/29	AT FLORIDA	6	110	1	18.3	27

2026

DATE	OPPONENT	NO	YDS	TD	AVG	LONG
9/6	VS. OLE MISS	2	62	1	31.0	54
9/11	VILLANOVA	3	102	1	34.0	61
9/19	SMU	4	62	1	15.5	33
9/26	WAKE FOREST	6	75	0	12.5	23
10/3	AT NC STATE	2	41	1	20.5	33
10/9	FLORIDA STATE	3	78	0	26.0	35
10/17	AT SYRACUSE	5	93	0	18.6	40
10/31	STANFORD			-DNP-		
11/7	AT GEORGIA TECH			-DNP-		
11/14	AT NORTH CAROLINA	6	64	0	10.7	26
11/21	PITT	5	63	2	12.6	23
11/28	AT KENTUCKY					

CAREER RECEIVING STATS

YEAR	GP	NO	YARDS	TD	AVG	LONG
2024*	10	6	52	0	8.7	12
2025#	10	27	396	3	14.7	34
2026	9	36	640	6	17.8	61
TOTALS	29	69	1088	9	15.8	61

*2024-25 AT FLORIDA STATE

2024

DATE	OPPONENT	U-A-T	TFL	SACKS	FF	FR	INT	PBU
8/31	AUSTIN PEAY	1-1-2	1.0	0.0	0	0	0	0
9/7	JACKSONVILLE STATE	6-3-9	0.0	0.0	0	0	0	0
9/21	GEORGIA TECH	1-2-3	0.0	0.0	0	0	0	0
9/28	NOTRE DAME	6-2-8	1.0	0.0	1	0	0	0
10/5	SMU	4-5-9	1.0	0.0	0	0	0	0
10/12	VIRGINIA	4-2-6	1.0	0.0	0	0	0	0
10/19	MIAMI	1-1-2	0.0	0.0	0	0	0	0
10/25	BOSTON COLLEGE	3-2-5	0.5	0.0	0	0	0	0
11/2	CLEMSON	9-4-13	0.0	0.0	0	0	0	0
11/16	STANFORD	1-2-3	0.0	0.0	0	0	0	1
11/23	PITT	3-4-7	0.0	0.0	0	0	2	0
11/30	KENTUCKY	3-2-5	1.0	0.0	1	0	0	0
12/31	WASHINGTON	1-3-4	2.0	0.5	0	0	0	1

2025

DATE	OPPONENT	U-A-T	TFL	SACKS	FF	FR	INT	PBU
8/30	EKU	0-1-1	0.0	0.0	0	0	0	0
9/5	JAMES MADISON	3-3-6	0.0	0.0	0	0	0	0
9/20	BOWLING GREEN				-DNP-			
9/27	PITT				-DNP-			
10/4	VIRGINIA				-DNP-			
10/17	MIAMI				-DNP-			
10/25	BOSTON COLLEGE				-DNP-			
11/1	VIRGINIA TECH				-DNP-			
11/8	CAL				-DNP-			
11/14	CLEMSON	3-4-7	1.5	0.0	0	0	0	0
11/22	SMU	2-1-3	0.0	0.0	0	0	0	0
11/29	KENTUCKY				-DNP-			
12/23	VS. TOLEDO	1-1-2	0.0	0.0	0	0	0	0

2026

DATE	OPPONENT	U-A-T	TFL	SACKS	FF	FR	INT	PBU
9/6	VS. OLE MISS	2-4-6	0.0	0.0	0	0	1	0
9/11	VILLANOVA	1-1-2	0.0	0.0	0	0	0	3
9/19	SMU	2-6-8	0.0	0.0	0	0	0	0
9/26	WAKE FOREST	3-9-12	1.0	0.0	0	0	0	0
10/3	AT NC STATE	1-4-5	0.0	0.0	0	0	0	1
10/9	FLORIDA STATE	3-7-10	1.5	0.5	0	0	0	0
10/17	AT SYRACUSE	2-3-5	1.0	0.0	0	0	0	1
10/31	STANFORD	3-5-8	0.0	0.0	0	0	0	0
11/7	AT GEORGIA TECH	2-6-8	1.5	0.0	0	0	0	0
11/14	AT NORTH CAROLINA	7-3-10	2.0	1.0	0	0	0	0
11/21	PITT	0-3-3	0.0	0.0	0	0	0	0
11/28	AT KENTUCKY							

CAREER STATS

YEAR	GP	U-A-T	TFL	SACKS	FF	FR	INT	PBU
2023	14	8-7-15	2.0	0.0	1	0	0	0
2024	13	43-33-76	7.5	0.5	2	0	2	2
2025	5	9-10-19	1.5	0.0	0	0	0	0
2026	11	26-51-77	7.0	1.5	0	0	1	5
TOTALS	43	86-101-187	18.0	2.0	3	0	3	7



9 ANTONIO WATTS

DB

FIFTH YEAR | COLUMBUS, GA. (CARVER)

CAREER HIGHS

TACKLES ..... 7 VS. CLEMSON, 11/14/25
TACKLES FOR LOSS ..... 2.0, THREE TIMES
SACKS ..... 1.0, TWO TIMES
FORCED FUMBLES ..... 1, FOUR TIMES
FUMBLE RECOVERIES ..... 1 VS. BOSTON COLLEGE, 10/25/25
INTERCEPTIONS ..... 1, THREE TIMES
PASS BREAKUPS ..... 2 AT BOSTON COLLEGE, 10/25/24

GAME-BY-GAME

2022

DATE	OPPONENT	U-A-T	TFL	SACKS	FF	FR	INT	PBU
9/3	SYRACUSE	0-0-0	0.0	0.0	0	0	0	0

2023

DATE	OPPONENT	U-A-T	TFL	SACKS	FF	FR	INT	PBU
9/1	GEORGIA TECH	3-1-4	1.0	0.0	0	0	0	0
9/7	MURRAY STATE	1-2-3	0.5	0.0	0	0	0	0
9/16	INDIANA	0-0-0	0.0	0.0	0	0	0	0
9/23	BOSTON COLLEGE	1-0-1	0.0	0.0	0	0	0	0
9/29	NC STATE	0-0-0	0.0	0.0	0	0	0	0
10/7	NOTRE DAME	2-1-3	0.0	0.0	0	0	0	0
10/14	PITT	1-2-3	0.0	0.0	0	0	0	0
10/28	DUKE	1-3-4	0.5	0.0	0	0	0	0
11/4	VIRGINIA TECH	3-0-3	2.0	0.0	0	0	0	0
11/9	VIRGINIA	2-0-2	2.0	1.0	1	0	0	0
11/18	MIAMI	2-1-3	0.0	0.0	0	0	0	0
11/25	KENTUCKY	0-1-1	0.0	0.0	0	0	0	0
12/2	FLORIDA STATE	0-1-1	0.0	0.0	0	0	0	0
12/27	USC	2-0-2	0.0	0.0	0	0	0	0

2024

DATE	OPPONENT	U-A-T	TFL	SACKS	FF	FR	INT	PBU
8/31	AUSTIN PEAY	2-0-2	1.0	0.0	0	0	0	0
9/7	JACKSONVILLE STATE	2-1-3	0.0	0.0	0	0	0	0
9/21	GEORGIA TECH	0-4-4	1.0	0.0	0	0	0	1
9/28	NOTRE DAME	4-2-6	1.0	0.0	0	0	0	0
10/5	SMU	5-0-5	0.0	0.0	0	0	0	0
10/12	VIRGINIA	3-2-5	1.0	0.0	0	0	0	0
10/19	MIAMI	3-1-4	0.0	0.0	0	0	0	0
10/25	BOSTON COLLEGE	2-1-3	1.0	0.0	0	0	0	2
11/2	CLEMSON	3-0-3	0.0	0.0	0	0	0	1
11/16	STANFORD	0-2-2	0.0	0.0	0	0	0	0
11/23	PITT	4-1-5	1.0	0.0	0	0	0	0
11/30	KENTUCKY	2-3-5	0.0	0.0	1	0	0	0
12/31	WASHINGTON	1-3-4	0.5	0.0	0	0	0	0

2025

DATE	OPPONENT	U-A-T	TFL	SACKS	FF	FR	INT	PBU
8/30	EKU	1-1-2	0.0	0.0	0	0	0	0
9/5	JAMES MADISON	3-2-5	1.0	1.0	0	0	0	1
9/20	BOWLING GREEN	2-0-2	0.0	0.0	0	0	1	0
9/27	PITT	1-3-4	0.5	0.5	0	0	1	0
10/4	VIRGINIA	2-4-6	2.0	0.5	0	0	0	1
10/17	MIAMI	2-1-3	1.0	0.0	0	0	1	0
10/25	BOSTON COLLEGE	2-3-5	0.0	0.0	1	1	0	0
11/1	VIRGINIA TECH	0-3-3	0.0	0.0	0	0	0	1
11/8	CAL	4-1-5	1.0	0.0	0	0	0	0
11/14	CLEMSON	4-3-7	1.0	0.0	1	0	0	0
11/22	SMU				-DNP-			
11/29	KENTUCKY				-DNP-			
12/23	VS. TOLEDO				-DNP-			

2026

DATE	OPPONENT	U-A-T	TFL	SACKS	FF	FR	INT	PBU
9/6	VS. OLE MISS	2-0-2	0.0	0.0	0	0	0	1
9/11	VILLANOVA	0-2-2	0.0	0.0	0	0	0	0
9/19	SMU	3-0-3	0.0	0.0	0	0	0	0
9/26	WAKE FOREST				-DNP-			
10/3	AT NC STATE				-DNP-			
10/9	FLORIDA STATE				-DNP-			
10/17	AT SYRACUSE				-DNP-			
10/31	STANFORD				-DNP-			
11/7	AT GEORGIA TECH				-DNP-			
11/14	AT NORTH CAROLINA				-DNP-			
11/21	PITT				-DNP-			
11/28	AT KENTUCKY							

CAREER STATS

YEAR	GP	U-A-T	TFL	SACKS	FF	FR	INT	PBU
2022	1	0-0-0	0.0	0.0	0	0	0	0
2023	14	18-12-30	6.0	1.0	1	0	0	0
2024	13	31-20-51	6.5	0.0	1	0	0	4
2025	10	21-21-42	6.5	2.0	2	1	3	3
2026	3	5-2-7	0.0	0.0	0	0	0	1
TOTALS	41	75-55-130	19.0	3.0	4	1	3	8



10 KALEB BEASLEY

DB

JUNIOR | NASHVILLE, TENN. (LIPSCOMB / TENNESSEE)

CAREER HIGHS

TACKLES ..... 10 VS. SMU, 9/19/26
TACKLES FOR LOSS ..... 1.0 VS. FLORIDA STATE, 10/9/26
INTERCEPTIONS ..... 2 VS. SMU, 9/19/26
PASS BREAKUPS ..... 2 VS. PITTSBURGH, 11/21/26
FUMBLE RECOVERIES ..... 1, TWO TIMES

GAME-BY-GAME

2024 AT TENNESSEE

DATE	OPPONENT	U-A-T	TFL	SACKS	FF	FR	INT	PBU
8/31	CHATTANOOGA	0-0-0	0.0	0.0	0	0	0	1
9/7	VS. NC STATE	0-0-0	0.0	0.0	0	0	0	0
9/14	KENT STATE	1-0-1	0.0	0.0	0	0	0	0
9/21	AT OKLAHOMA	0-0-0	0.0	0.0	0	0	0	0
10/5	AT ARKANSAS	0-0-0	0.0	0.0	0	0	0	0
10/12	FLORIDA	0-0-0	0.0	0.0	0	0	0	0
10/19	ALABAMA	0-0-0	0.0	0.0	0	0	0	0
11/2	KENTUCKY	1-1-2	0.0	0.0	0	0	0	0
11/9	MISSISSIPPI STATE	0-0-0	0.0	0.0	0	0	0	0
11/16	AT GEORGIA	0-0-0	0.0	0.0	0	0	0	0
11/23	UTEP	0-0-0	0.0	0.0	0	0	0	0
11/30	AT VANDERBILT	0-1-1	0.0	0.0	0	0	0	0
12/21	AT OHIO STATE	0-0-0	0.0	0.0	0	0	0	0

2025 AT TENNESSEE

DATE	OPPONENT	U-A-T	TFL	SACKS	FF	FR	INT	PBU
8/30	SYRACUSE	1-0-1	0.0	0.0	0	0	0	0
9/6	ETSU	1-2-3	0.0	0.0	0	0	0	0
9/13	GEORGIA	0-1-1	0.0	0.0	0	0	0	0
9/20	UAB	1-3-4	0.0	0.0	0	1	0	0
9/27	AT MISSISSIPPI STATE	1-2-3	0.0	0.0	0	0	0	0
10/11	ARKANSAS	0-0-0	0.0	0.0	0	0	0	0
10/18	AT ALABAMA	0-0-0	0.0	0.0	0	0	0	0
10/25	AT KENTUCKY	2-1-3	0.0	0.0	0	0	0	0
11/1	OKLAHOMA	0-1-1	0.0	0.0	0	0	0	0
11/15	NEW MEXICO STATE	0-1-1	0.0	0.0	0	0	0	1
11/22	AT FLORIDA	1-1-2	0.0	0.0	0	0	0	0
11/29	VANDERBILT	2-1-3	0.0	0.0	0	0	0	0
12/30	VS. ILLINOIS	1-1-2	0.0	0.0	0	0	0	0

2026

DATE	OPPONENT	U-A-T	TFL	SACKS	FF	FR	INT	PBU
9/6	VS. OLE MISS	2-2-4	0.0	0.0	0	0	0	1
9/11	VILLANOVA	4-3-7	0.5	0.0	0	0	0	0
9/19	SMU	4-6-10	0.5	0.0	0	0	2	0
9/26	WAKE FOREST	2-3-5	0.0	0.0	0	0	0	0
10/3	AT NC STATE	7-2-9	0.0	0.0	0	0	1	1
10/9	FLORIDA STATE	2-5-7	1.0	0.0	0	0	1	1
10/17	AT SYRACUSE	3-4-7	0.0	0.0	0	0	1	0
10/31	STANFORD	2-2-4	0.0	0.0	0	0	0	1
11/7	AT GEORGIA TECH	2-4-6	0.0	0.0	0	0	0	1
11/14	AT NORTH CAROLINA	3-1-4	0.0	0.0	0	0	0	1
11/21	PITT	2-3-5	0.0	0.0	0	1	0	2
11/28	AT KENTUCKY							

CAREER STATS

YEAR	GP	U-A-T	TFL	SACKS	FF	FR	INT	PBU
2024*	13	2-2-4	0.0	0.0	0	0	0	1
2025*	13	10-14-24	0.0	0.0	0	1	0	1
2026	11	33-35-68	2.0	0.0	0	1	5	8
TOTALS	37	45-51-96	2.0	0.0	0	2	5	10

*2024-25 AT TENNESSEE



11 T.J. CAPERS — LB

SENIOR | MIAMI, FLA. (COLUMBUS)

CAREER HIGHS

TACKLES ..... 12 AT NC STATE, 10/3/26
TACKLES FOR LOSS ..... 1.0, SIX TIMES
INTERCEPTIONS ..... 1, TWO TIMES
PASS BREAKUPS ..... 1, FOUR TIMES
SACKS ..... 1.0 AT NORTH CAROLINA, 11/14/26

GAME-BY-GAME

2024

DATE	OPPONENT	U-A-T	TFL	SACKS	FF	FR	INT	PBU
8/31	AUSTIN PEAY	1-0-1	0.0	0.0	0	0	1	0
9/7	JACKSONVILLE STATE	0-0-0	0.0	0.0	0	0	0	0
10/5	SMU	0-0-0	0.0	0.0	0	0	0	0
10/12	VIRGINIA	0-0-0	0.0	0.0	0	0	0	0
10/19	MIAMI	0-0-0	0.0	0.0	0	0	0	0
10/25	BOSTON COLLEGE	2-0-2	0.0	0.0	0	0	0	0
11/2	CLEMSON	0-0-0	0.0	0.0	0	0	0	0
11/16	STANFORD	0-0-0	0.0	0.0	0	0	0	0
11/23	PITT	0-1-1	0.0	0.0	0	0	0	0
11/30	KENTUCKY	1-0-1	0.0	0.0	0	0	0	0
12/31	WASHINGTON	1-0-1	0.0	0.0	0	0	0	0

2025

DATE	OPPONENT	U-A-T	TFL	SACKS	FF	FR	INT	PBU
8/30	EKU	0-2-2	0.0	0.0	0	0	0	0
9/5	JAMES MADISON	2-1-3	0.0	0.0	0	0	0	0
9/20	BOWLING GREEN	3-2-5	0.0	0.0	0	0	0	0
9/27	PITT	2-0-2	0.0	0.0	0	0	0	0
10/4	VIRGINIA	0-3-3	0.0	0.0	0	0	0	0
10/17	MIAMI	2-1-3	0.0	0.0	0	0	1	0
10/25	BOSTON COLLEGE	1-2-3	0.0	0.0	0	0	0	1
11/1	VIRGINIA TECH	3-2-5	1.0	0.0	0	0	0	0
11/8	CAL	2-0-2	0.0	0.0	0	0	0	0
11/14	CLEMSON	2-2-4	1.0	0.0	0	0	0	0
11/22	SMU	4-4-8	1.0	0.0	0	0	0	0
11/29	KENTUCKY	2-2-4	0.0	0.0	0	0	0	0
12/23	VS. TOLEDO	0-2-2	0.0	0.0	0	0	0	0

2026

DATE	OPPONENT	U-A-T	TFL	SACKS	FF	FR	INT	PBU
9/6	VS. OLE MISS	2-5-7	0.0	0.0	0	0	0	0
9/11	VILLANOVA	1-1-2	0.0	0.0	0	0	0	0
9/19	SMU	6-1-7	1.0	0.0	0	0	0	0
9/26	WAKE FOREST	4-6-10	0.5	0.0	0	0	0	0
10/3	AT NC STATE	6-6-12	0.0	0.0	0	0	0	0
10/9	FLORIDA STATE	5-5-10	0.0	0.0	0	0	0	1
10/17	AT SYRACUSE	2-3-5	0.0	0.0	0	0	0	0
10/31	STANFORD	1-3-4	0.0	0.0	0	0	0	0
11/7	AT GEORGIA TECH	2-2-4	0.5	0.5	0	0	0	1
11/14	AT NORTH CAROLINA	1-3-4	1.0	1.0	0	0	0	0
11/21	PITT	4-1-5	1.0	0.0	0	0	0	0
11/28	AT KENTUCKY							

CAREER STATS

YEAR	GP	U-A-T	TFL	SACKS	FF	FR	INT	PBU
2024	11	5-1-6	0.0	0.0	0	0	1	0
2025	13	23-23-46	3.0	0.0	0	0	1	1
2026	11	34-36-70	4.0	1.5	0	0	0	3
TOTALS	35	62-60-122	7.0	1.5	0	0	2	4



11 DAVIN WYDNER — QB

SENIOR | CLINTON, N.J. (COCOA / WEST GEORGIA)

CAREER HIGHS

COMPLETIONS ..... 33 VS. AUSTIN PEAY, 10/5/24
ATTEMPTS ..... 47 VS. AUSTIN PEAY, 10/5/24
PASSING YARDS ..... 388 VS. AUSTIN PEAY, 10/5/24
PASSING TOUCHDOWNS ..... 3 VS. ETSU, 9/13/25
LONG PASS ..... 71 VS. SAMFORD, 8/31/24
RUSHES ..... 14, TWO TIMES
RUSHING YARDS ..... 103 AT NICHOLLS, 9/6/25
LONG RUSH ..... 47 VS. AUSTIN PEAY, 10/5/24

GAME-BY-GAME

2024 AT WEST GEORGIA

DATE	OPPONENT	C	A	INT	YDS	TD	LG	RUSH	YDS	TD
8/31	SAMFORD	24	35	0	271	2	71	10	58	1
9/7	AT ABILENE CHRISTIAN	4	10	0	41	0	20	2	17	0
9/14	AT EASTERN KENTUCKY	16	31	0	195	0	37	6	31	0
9/28	NORTH ALABAMA	10	17	0	143	0	70	7	13	2
10/5	AUSTIN PEAY	33	47	0	388	1	56	12	-5	1
10/12	AT CENTRAL ARKANSAS	11	19	0	115	0	27	3	14	0
10/19	SHORTER	0	0	0	0	0	0	1	15	1
10/26	SOUTHERN UTAH	6	10	0	103	1	42	5	23	0
11/2	LINCOLN (CA)	6	9	0	91	1	29	1	9	1
11/9	TARLETON STATE	17	32	1	174	2	27	7	29	0
11/16	AT UTAH TECH	15	19	0	197	2	38	12	45	1

2025 AT WEST GEORGIA

DATE	OPPONENT	C	A	INT	YDS	TD	LG	RUSH	YDS	TD
8/28	AT SAMFORD	18	34	2	209	0	34	11	4	1
9/6	AT NICHOLLS	7	21	2	63	2	18	14	103	0
9/13	ETSU	18	34	3	263	3	62	13	54	0
9/20	EASTERN KENTUCKY	8	14	0	95	2	31	10	27	0
9/27	AT SOUTHERN UTAH	14	26	0	142	1	24	11	52	2
10/4	AT AUSTIN PEAY	11	17	0	132	1	24	10	46	0
10/18	AT TARLETON STATE	11	23	1	113	1	23	14	30	0
10/25	CENTRAL ARKANSAS	17	32	0	175	2	23	11	81	0
11/8	AT NORTH ALABAMA	26	34	0	274	2	41	12	40	0
11/15	UTAH TECH	18	28	0	201	1	37	4	5	0

2026

DATE	OPPONENT	C	A	INT	YDS	TD	LG	RUSH	YDS	TD
9/6	VS. OLE MISS				-DNP-					
9/11	VILLANOVA	3	4	0	19	1	12	1	4	0
9/19	SMU				-DNP-					
9/26	WAKE FOREST				-DNP-					
10/3	AT NC STATE				-DNP-					
10/9	FLORIDA STATE				-DNP-					
10/17	AT SYRACUSE				-DNP-					
10/31	STANFORD	0	0	0	0	0	0	0	0	0
11/7	AT GEORGIA TECH	1	1	0	23	0	23	0	0	0
11/14	AT NORTH CAROLINA				-DNP-					
11/21	PITT	0	0	0	0	0	0	0	0	
11/28	AT KENTUCKY									

CAREER PASSING STATS

YEAR	GP	COMP	ATT	INT	YDS	TD	PCT	LONG
2024*	11	142	229	1	1718	9	62.0	71
2025*	10	148	263	8	1672	15	56.3	62
2026	4	4	5	0	42	1	80.0	23
TOTALS	25	294	497	9	3432	25	59.2	71

*2024-25 AT WEST GEORGIA

CAREER RUSHING STATS

YEAR	GP	NO	YARDS	TD	AVG	LONG
2024*	11	66	247	7	3.7	47
2025*	10	110	442	3	4.0	34
2026	4	1	4	0	4.0	4
TOTALS	25	177	693	10	3.9	47

*2024-25 AT WEST GEORGIA



12 DJ WALLER

DB

SENIOR | YOUNGSTOWN, OHIO (CHANEY / KENTUCKY)

CAREER HIGHS

TACKLES ..... 5 VS. VILLANOVA, 9/11/26
TACKLES FOR LOSS ..... 1.0 VS. VILLANOVA, 9/11/26
INTERCEPTIONS .....
PASS BREAKUPS ..... 1, FIVE TIMES

GAME-BY-GAME

2023 AT MICHIGAN

DATE	OPPONENT	U-A-T	TFL	SACKS	FF	FR	INT	PBU
9/2	EAST CAROLINA	1-0-1	0.0	0.0	0	0	0	0
9/9	UNLV	3-1-4	0.0	0.0	0	0	0	0
9/16	BOWLING GREEN	1-1-2	0.0	0.0	0	0	0	0
9/23	RUTGERS	0-0-0	0.0	0.0	0	0	0	0
9/30	AT NEBRASKA	1-0-1	0.0	0.0	0	0	0	0
10/7	AT MINNESOTA	0-0-0	0.0	0.0	0	0	0	0
10/14	INDIANA	0-1-1	0.0	0.0	0	0	0	0
10/21	AT MICHIGAN STATE	3-0-3	0.0	0.0	0	0	0	1
11/4	PURDUE	0-0-0	0.0	0.0	0	0	0	0
11/18	AT MARYLAND	0-0-0	0.0	0.0	0	0	0	0
12/2	VS. IOWA	0-0-0	0.0	0.0	0	0	0	0

2024 AT KENTUCKY

DATE	OPPONENT	U-A-T	TFL	SACKS	FF	FR	INT	PBU
9/7	SOUTH CAROLINA	0-1-1	0.0	0.0	0	0	0	0
9/14	GEORGIA	1-1-2	0.0	0.0	0	0	0	0
9/21	OHIO	0-0-0	0.0	0.0	0	0	0	1
9/28	AT OLE MISS	1-1-2	0.0	0.0	0	0	0	0
10/12	VANDERBILT	2-0-2	0.0	0.0	0	0	0	0
10/19	AT FLORIDA	1-1-2	0.0	0.0	0	0	0	0
10/26	AUBURN	2-2-4	0.0	0.0	0	0	0	1

2025 AT KENTUCKY

DATE	OPPONENT	U-A-T	TFL	SACKS	FF	FR	INT	PBU
8/30	TOLEDO	0-1-1	0.0	0.0	0	0	0	1
11/29	AT LOUISVILLE	0-0-0	0.0	0.0	0	0	0	0

2026

DATE	OPPONENT	U-A-T	TFL	SACKS	FF	FR	INT	PBU
9/6	VS. OLE MISS	3-1-4	0.0	0.0	0	0	0	0
9/11	VILLANOVA	3-2-5	1.0	0.0	0	0	0	0
9/19	SMU	1-0-1	0.0	0.0	0	0	0	0
9/26	WAKE FOREST	1-0-1	0.0	0.0	0	0	0	1
10/3	AT NC STATE	2-0-2	0.0	0.0	0	0	0	0
10/9	FLORIDA STATE	1-2-3	0.0	0.0	0	0	0	0
10/17	AT SYRACUSE				-DNP-			
10/31	STANFORD				-DNP-			
11/7	AT GEORGIA TECH	1-0-1	0.0	0.0	0	0	0	0
11/14	AT NORTH CAROLINA	0-0-0	0.0	0.0	0	0	0	0
11/21	PITT	0-0-0	0.0	0.0	0	0	0	0
11/28	AT KENTUCKY							

CAREER STATS

YEAR	GP	U-A-T	TFL	SACKS	FF	FR	INT	PBU
2023*	11	9-3-12	0.0	0.0	0	0	0	1
2024#	7	7-6-13	0.0	0.0	0	0	0	2
2025#	2	0-1-1	0.0	0.0	0	0	0	1
2026	9	12-5-17	1.0	0.0	0	0	0	1
TOTALS	28	28-15-43	1.0	0.0	0	0	0	5

*2023 AT MICHIGAN, #2024-25 AT KENTUCKY



13 TAYON HOLLOWAY

DB

FIFTH YEAR | VIRGINIA BEACH, VA. (GREEN RUN / NORTH CAROLINA)

TAY-on

CAREER HIGHS

TACKLES ..... 7 AT PITTSBURGH, 9/27/25
TACKLES FOR LOSS ..... 1.5 VS. PITTSBURGH, 11/21/26
SACKS ..... 1.0, TWO TIMES
INTERCEPTIONS ..... 2 VS. KENTUCKY, 11/29/25
PASS BREAKUPS ..... 2, FOUR TIMES
FUMBLE RECOVERIES ..... 1 VS. STANFORD, 10/31/26

GAME-BY-GAME

2023 AT NORTH CAROLINA

DATE	OPPONENT	U-A-T	TFL	SACKS	FF	FR	INT	PBU
9/2	SOUTH CAROLINA	4-0-4	1.0	0.0	0	0	0	0
9/9	APP STATE	2-0-2	0.0	0.0	0	0	0	0
9/16	MINNESOTA	1-0-1	0.0	0.0	0	0	0	0
9/23	PITT	2-1-3	0.5	0.0	0	0	0	0
10/7	SYRACUSE	2-1-3	0.0	0.0	0	0	0	0
10/14	MIAMI	2-0-2	0.0	0.0	0	0	0	1
10/21	VIRGINIA	1-0-1	0.0	0.0	0	0	0	0
10/28	GEORGIA TECH	1-0-1	0.0	0.0	0	0	0	0
11/18	CLEMSON	1-0-1	0.0	0.0	0	0	0	0
11/25	NC STATE	0-1-1	0.0	0.0	0	0	0	0

2024

DATE	OPPONENT	U-A-T	TFL	SACKS	FF	FR	INT	PBU
8/31	AUSTIN PEAY	1-0-1	0.0	0.0	0	0	0	0
9/7	JACKSONVILLE STATE	0-0-0	0.0	0.0	0	0	0	0
9/21	GEORGIA TECH	2-0-2	0.0	0.0	0	0	0	0
9/28	NOTRE DAME	0-0-0	0.0	0.0	0	0	0	0
10/5	SMU	6-0-6	1.0	0.0	0	0	0	1
10/12	VIRGINIA	3-0-3	0.0	0.0	0	0	0	2
10/19	MIAMI	0-0-0	0.0	0.0	0	0	0	0
10/25	BOSTON COLLEGE	0-0-0	0.0	0.0	0	0	0	1
11/2	CLEMSON	1-0-1	0.0	0.0	0	0	0	2
11/16	STANFORD	2-1-3	1.0	1.0	0	0	0	0

2025

DATE	OPPONENT	U-A-T	TFL	SACKS	FF	FR	INT	PBU
8/30	EKU	0-0-0	0.0	0.0	0	0	0	0
9/5	JAMES MADISON	1-2-3	0.5	0.5	0	0	0	0
9/20	BOWLING GREEN	3-1-4	1.0	0.0	0	0	0	0
9/27	PITT	4-3-7	0.0	0.0	0	0	0	1
10/4	VIRGINIA	3-1-4	1.0	0.0	0	0	0	1
10/17	MIAMI	4-0-4	0.0	0.0	0	0	0	0
10/25	BOSTON COLLEGE	2-0-2	0.0	0.0	0	0	0	0
11/1	VIRGINIA TECH	0-4-4	0.0	0.0	0	0	0	0
11/8	CAL	2-0-2	0.0	0.0	0	0	0	1
11/14	CLEMSON	4-1-5	0.0	0.0	0	0	0	0
11/22	SMU	4-0-4	1.0	0.0	0	0	0	2
11/29	KENTUCKY	0-1-1	0.0	0.0	0	0	2	0
12/23	VS. TOLEDO	1-1-2	0.0	0.0	0	0	0	0

2026

DATE	OPPONENT	U-A-T	TFL	SACKS	FF	FR	INT	PBU
9/6	VS. OLE MISS				-DNP-			
9/11	VILLANOVA	1-1-2	0.0	0.0	0	0	0	1
9/19	SMU	1-0-1	0.0	0.0	0	0	0	0
9/26	WAKE FOREST	3-3-6	0.0	0.0	0	0	0	0
10/3	AT NC STATE	2-3-5	0.0	0.0	0	0	0	1
10/9	FLORIDA STATE	3-0-3	0.0	0.0	0	0	0	2
10/17	AT SYRACUSE	1-0-1	0.0	0.0	0	0	0	0
10/31	STANFORD	3-1-4	0.0	0.0	0	1	0	1
11/7	AT GEORGIA TECH	1-1-2	0.0	0.0	0	0	0	0
11/14	AT NORTH CAROLINA	4-0-4	1.0	0.0	0	0	0	0
11/21	PITT	3-1-4	1.5	1.0	0	0	0	0
11/28	AT KENTUCKY							

CAREER STATS

YEAR	GP	U-A-T	TFL	SACKS	FF	FR	INT	PBU
2023*	10	16-3-19	1.5	0.0	0	0	0	1
2024	10	15-1-16	2.0	1.0	0	0	0	6
2025	13	28-14-42	3.5	0.5	0	0	2	5
2026	10	22-10-32	2.5	1.0	0	1	0	5
TOTALS	43	81-28-109	9.5	2.5	0	1	2	17

*2023 AT NORTH CAROLINA



14 JACKSON VOTH (WR)

JUNIOR | CHENEY, KAN. (CHENEY / DRAKE)

CAREER HIGHS

RECEPTIONS ..... 10 AT SOUTH DAKOTA, 11/29/25
RECEIVING YARDS ..... 106 VS. DAVIDSON, 10/18/25
RECEIVING TOUCHDOWNS ..... 2 VS. DAVIDSON, 10/18/25
LONG RECEPTION ..... 47 AT BUTLER, 11/1/25

GAME-BY-GAME

2025 AT DRAKE

DATE	OPPONENT	NO	YDS	TD	AVG	LONG
8/28	UPPER IOWA	4	82	0	20.5	35
9/13	AT SOUTH DAKOTA STATE	5	37	0	7.4	10
9/20	AT SOUTH DAKOTA	6	85	0	14.2	24
10/4	VALPARAISO	5	49	0	9.8	15
10/11	AT SAN DIEGO	4	29	0	7.3	21
10/18	DAVIDSON	8	106	2	13.3	29
10/25	AT MARIST	1	8	1	8.0	8
11/1	AT BUTLER	3	64	1	21.3	47
11/8	ST. THOMAS (MN)	3	44	0	14.7	21
11/15	AT DAYTON	1	0	0	0.0	0
11/22	MOREHEAD STATE	1	10	0	10.0	10
11/29	AT SOUTH DAKOTA	10	86	1	8.6	17

2026

DATE	OPPONENT	NO	YDS	TD	AVG	LONG
9/6	VS. OLE MISS	0	0	0	0.0	0
9/11	VILLANOVA	0	0	0	0.0	0
9/19	SMU	0	0	0	0.0	0
9/26	WAKE FOREST	0	0	0	0.0	0
10/3	AT NC STATE	2	14	0	7.0	9
10/9	FLORIDA STATE	0	0	0	0.0	0
10/17	AT SYRACUSE	1	27	0	27.0	27
10/31	STANFORD	0	0	0	0.0	0
11/7	AT GEORGIA TECH	0	0	0	0.0	0
11/14	AT NORTH CAROLINA	0	0	0	0.0	0
11/21	PITT	1	8	0	8.0	8
11/28	AT KENTUCKY					

CAREER RECEIVING STATS

YEAR	GP	NO	YARDS	TD	AVG	LONG
2025#	12	51	600	5	11.8	47
2026	11	4	49	0	13.7	27
TOTALS	23	55	649	5	11.9	47

*2025 AT DRAKE



17 AJ GREEN (DL)

SENIOR | ATLANTA, GA. (CEDAR GROVE)

CAREER HIGHS

TACKLES ..... 6 VS. VIRGINIA TECH, 11/1/25
TACKLES FOR LOSS ..... 1.5 AT SYRACUSE, 10/17/26
SACKS ..... 1.0, SEVEN TIMES
FORCED FUMBLES ..... 1 AT PITT, 9/27/25
FUMBLE RECOVERIES ..... 1 VS. JAMES MADISON, 9/5/25
PASS BREAKUPS ..... 1, TWO TIMES

GAME-BY-GAME

2023

DATE	OPPONENT	U-A-T	TFL	SACKS	FF	FR	INT	PBU
9/1	GEORGIA TECH	1-0-1	0.0	0.0	0	0	0	0
9/7	MURRAY STATE	0-0-0	0.0	0.0	0	0	0	0
9/16	INDIANA	0-0-0	0.0	0.0	0	0	0	0
12/27	USC	1-0-1	0.0	0.0	0	0	0	0

2024

DATE	OPPONENT	U-A-T	TFL	SACKS	FF	FR	INT	PBU
8/31	AUSTIN PEAY	1-1-2	0.0	0.0	0	0	0	0
9/7	JACKSONVILLE STATE	0-0-0	0.0	0.0	0	0	0	0
9/21	GEORGIA TECH	0-0-0	0.0	0.0	0	0	0	0
9/28	NOTRE DAME	0-0-0	0.0	0.0	0	0	0	0
10/5	SMU	1-0-1	1.0	0.0	0	0	0	0
10/12	VIRGINIA	3-0-3	1.0	1.0	0	0	0	0
10/19	MIAMI	2-1-3	0.0	0.0	0	0	0	0
10/25	BOSTON COLLEGE	0-0-0	0.0	0.0	0	0	0	0
11/2	CLEMSON	0-0-0	0.0	0.0	0	0	0	0
11/16	STANFORD	0-0-0	0.0	0.0	0	0	0	0
11/23	PITT	0-0-0	0.0	0.0	0	0	0	0
11/30	KENTUCKY	0-0-0	0.0	0.0	0	0	0	0
12/31	WASHINGTON	1-2-3	1.0	0.0	0	0	0	0

2025

DATE	OPPONENT	U-A-T	TFL	SACKS	FF	FR	INT	PBU
8/30	EKU	3-0-3	1.0	1.0	0	0	0	0
9/5	JAMES MADISON	0-4-4	0.0	0.0	0	1	0	0
9/20	BOWLING GREEN	1-0-1	0.0	0.0	0	0	0	0
9/27	PITT	1-0-1	1.0	0.0	1	0	0	0
10/4	VIRGINIA	0-0-0	0.0	0.0	0	0	0	0
10/17	MIAMI	0-1-1	0.0	0.0	0	0	0	0
10/25	BOSTON COLLEGE	1-1-2	0.0	0.0	0	0	0	0
11/1	VIRGINIA TECH	0-6-6	0.0	0.0	0	0	0	0
11/8	CAL	1-1-2	1.0	1.0	0	0	0	0
11/14	CLEMSON	0-1-1	0.0	0.0	0	0	0	0
11/22	SMU	2-1-3	1.0	1.0	0	0	0	0
11/29	KENTUCKY	1-2-3	1.0	1.0	0	0	0	0
12/23	VS. TOLEDO	1-3-4	1.0	0.0	0	0	0	0

2026

DATE	OPPONENT	U-A-T	TFL	SACKS	FF	FR	INT	PBU
9/6	VS. OLE MISS	2-2-4	0.0	0.0	0	0	0	0
9/11	VILLANOVA	1-2-3	0.5	0.0	0	0	0	0
9/19	SMU	0-2-2	0.0	0.0	0	0	0	1
9/26	WAKE FOREST	0-0-0	0.0	0.0	0	0	0	0
10/3	AT NC STATE				-DNP-			
10/9	FLORIDA STATE	1-0-1	1.0	1.0	0	0	0	0
10/17	AT SYRACUSE	1-4-5	1.5	1.0	0	0	0	1
10/31	STANFORD	0-1-1	0.0	0.0	0	0	0	0
11/7	AT GEORGIA TECH	1-0-1	0.0	0.0	0	0	0	0
11/14	AT NORTH CAROLINA	0-0-0	0.0	0.0	0	0	0	0
11/21	PITT				-DNP-			
11/28	AT KENTUCKY							

CAREER STATS

YEAR	GP	U-A-T	TFL	SACKS	FF	FR	INT	PBU
2023	4	2-0-2	0.0	0.0	0	0	0	0
2024	13	8-4-12	3.0	1.0	0	0	0	0
2025	13	11-20-31	6.0	4.0	1	1	0	0
2026	9	6-11-17	3.0	2.0	0	0	0	2
TOTALS	39	27-35-62	12.0	7.0	1	1	0	2



18 TERRENCE MCWILLIAMS JR. (WR)

SENIOR | INDIANAPOLIS, IND. (NORTH CENTRAL)

CAREER HIGHS

RECEPTIONS ..... 2, TWO TIMES
RECEIVING YARDS ..... 16 VS. VILLANOVA, 9/11/26
RECEIVING TOUCHDOWNS .....
LONG RECEPTION ..... 12 VS. STANFORD, 10/31/26

GAME-BY-GAME

2026

DATE	OPPONENT	NO	YDS	TD	AVG	LONG
9/6	VS. OLE MISS	0	0	0	0.0	0
9/11	VILLANOVA	2	16	0	8.0	11
9/19	SMU	0	0	0	0.0	0
9/26	WAKE FOREST	0	0	0	0.0	0
10/3	AT NC STATE	0	0	0	0.0	0
10/9	FLORIDA STATE	0	0	0	0.0	0
10/17	AT SYRACUSE	0	0	0	0.0	0
10/31	STANFORD	2	15	0	7.5	12
11/7	AT GEORGIA TECH	0	0	0	0.0	0
11/14	AT NORTH CAROLINA	1	4	0	4.0	4
11/21	PITT	0	0	0	0.0	0
11/28	AT KENTUCKY					

CAREER RECEIVING STATS

YEAR	GP	NO	YARDS	TD	AVG	LONG
2024*	3	0	0	0	0.0	0
2025	11	0	0	0	0.0	0
2026	11	5	35	0	7.0	12
TOTALS	25	5	35	0	7.0	12

*2024 AT MINNESOTA



19 MICAH CARTER (DL)

SENIOR | LOUISVILLE, KY. (ST. XAVIER)

CAREER HIGHS

TACKLES ..... 5 VS. SMU, 9/19/26
TACKLES FOR LOSS ..... 1.0, TWO TIMES
SACKS ..... 1.0, TWO TIMES
PASS BREAKUPS ..... 1 VS. EASTERN KENTUCKY, 8/30/25

2024

DATE	OPPONENT	U-A-T	TFL	SACKS	FF	FR	INT	PBU
8/31	AUSTIN PEAY	0-0-0	0.0	0.0	0	0	0	0
11/30	KENTUCKY	0-1-1	0.0	0.0	0	0	0	0

2025

DATE	OPPONENT	U-A-T	TFL	SACKS	FF	FR	INT	PBU
8/30	EKU	1-1-2	0.0	0.0	0	0	0	1
9/20	BOWLING GREEN	0-1-1	0.0	0.0	0	0	0	0
9/27	PITT	0-0-0	0.0	0.0	0	0	0	0
10/4	VIRGINIA	0-0-0	0.0	0.0	0	0	0	0
10/17	MIAMI	0-0-0	0.0	0.0	0	0	0	0
10/25	BOSTON COLLEGE	0-0-0	0.0	0.0	0	0	0	0
11/1	VIRGINIA TECH	0-0-0	0.0	0.0	0	0	0	0
11/8	CAL	0-0-0	0.0	0.0	0	0	0	0
11/14	CLEMSON	0-2-2	0.0	0.0	0	0	0	0
11/22	SMU	0-0-0	0.0	0.0	0	0	0	0
11/29	KENTUCKY	1-1-2	0.0	0.0	0	0	0	0
12/23	VS. TOLEDO	1-0-1	1.0	1.0	0	0	0	0

2026

DATE	OPPONENT	U-A-T	TFL	SACKS	FF	FR	INT	PBU
9/6	VS. OLE MISS	1-0-1	0.0	0.0	0	0	0	0
9/11	VILLANOVA	2-0-2	0.0	0.0	0	0	0	0
9/19	SMU	3-2-5	0.0	0.0	0	0	0	0
9/26	WAKE FOREST	1-2-3	0.0	0.0	0	0	0	0
10/3	AT NC STATE	1-2-3	0.0	0.0	0	0	0	0
10/9	FLORIDA STATE	0-0-0	0.0	0.0	0	0	0	0
10/17	AT SYRACUSE	0-0-0	0.0	0.0	0	0	0	0
10/31	STANFORD	0-1-1	0.0	0.0	0	0	0	0
11/7	AT GEORGIA TECH				-DNP-			
11/14	AT NORTH CAROLINA	0-0-0	0.0	0.0	0	0	0	0
11/21	PITT	1-0-1	1.0	1.0	0	0	0	0
11/28	AT KENTUCKY							

CAREER STATS

YEAR	GP	U-A-T	TFL	SACKS	FF	FR	INT	PBU
2024	2	0-1-1	0.0	0.0	0	0	0	0
2025	12	3-5-8	1.0	1.0	0	0	0	1
2026	10	9-7-15	1.0	1.0	0	0	0	0
TOTALS	24	12-13-24	2.0	2.0	0	0	0	1



20 ANTONIO HARRIS

DB

SOPHOMORE | LOUISVILLE, KY. (MALE)

CAREER HIGHS

TACKLES ..... 3 AT SYRACUSE, 10/17/26
PASS BREAKUPS ..... 1 AT SYRACUSE, 10/17/26

GAME-BY-GAME

2025

DATE	OPPONENT	U-A-T	TFL	SACKS	FF	FR	INT	PBU
8/30	EKU	0-0-0	0.0	0.0	0	0	0	0
9/5	JAMES MADISON				-DNP-			
9/20	BOWLING GREEN				-DNP-			
9/27	PITT				-DNP-			
10/4	VIRGINIA				-DNP-			
10/17	MIAMI				-DNP-			
10/25	BOSTON COLLEGE				-DNP-			
11/1	VIRGINIA TECH				-DNP-			
11/8	CAL				-DNP-			
11/14	CLEMSON				-DNP-			
11/22	SMU				-DNP-			
11/29	KENTUCKY				-DNP-			
12/23	VS. TOLEDO				-DNP-			

2026

DATE	OPPONENT	U-A-T	TFL	SACKS	FF	FR	INT	PBU
9/6	VS. OLE MISS	0-0-0	0.0	0.0	0	0	0	0
9/11	VILLANOVA	0-0-0	0.0	0.0	0	0	0	0
9/19	SMU	0-0-0	0.0	0.0	0	0	0	0
9/26	WAKE FOREST	0-0-0	0.0	0.0	0	0	0	0
10/3	AT NC STATE	0-0-0	0.0	0.0	0	0	0	0
10/9	FLORIDA STATE	0-0-0	0.0	0.0	0	0	0	0
10/17	AT SYRACUSE	2-1-3	0.0	0.0	0	0	0	1
10/31	STANFORD	1-0-1	0.0	0.0	0	0	0	0
11/7	AT GEORGIA TECH	1-0-1	0.0	0.0	0	0	0	0
11/14	AT NORTH CAROLINA				-DNP-			
11/21	PITT	1-0-1	0.0	0.0	0	0	0	0
11/28	AT KENTUCKY							

CAREER STATS

YEAR	GP	U-A-T	TFL	SACKS	FF	FR	INT	PBU
2025	1	0-0-0	0.0	0.0	0	0	0	0
2026	10	5-1-6	0.0	0.0	0	0	0	1
TOTALS	11	5-1-6	0.0	0.0	0	0	0	1



23 BENJAMIN PERRY

LB

FIFTH YEAR | CHICAGO, ILL. (HILLCREST / UCLA)

CAREER HIGHS

TACKLES ..... 9 VS. KENTUCKY, 11/25/23
TACKLES FOR LOSS ..... 2.5 VS. KENTUCKY, 11/25/23
SACKS ..... 1.0, FOUR TIMES
FORCED FUMBLES ..... 1, TWO TIMES
PASS BREAKUPS ..... 2 VS. NOTRE DAME, 10/7/23

GAME-BY-GAME

2021

DATE	OPPONENT	U-A-T	TFL	SACKS	FF	FR	INT	PBU
9/11	EASTERN KENTUCKY	0-1-1	0.0	0.0	0	0	0	0
11/13	SYRACUSE	2-0-2	0.0	0.0	0	0	0	0
11/27	KENTUCKY	0-1-1	0.0	0.0	0	0	0	0

2022

DATE	OPPONENT	U-A-T	TFL	SACKS	FF	FR	INT	PBU
9/3	AT SYRACUSE	6-2-8	0.0	0.0	0	0	0	1
9/9	AT UCF	4-0-4	0.0	0.0	0	0	0	0
9/16	FLORIDA STATE	6-1-7	1.0	0.0	0	0	0	0
9/24	SOUTH FLORIDA	1-2-3	0.0	0.0	0	0	0	0
10/1	AT BOSTON COLLEGE	3-0-3	0.0	0.0	0	0	0	0
10/8	AT VIRGINIA	1-1-2	0.0	0.0	0	0	0	0
10/22	PITT	3-3-6	0.0	0.0	0	0	0	0
10/29	WAKE FOREST	2-2-4	0.0	0.0	0	0	0	1
11/5	JAMES MADISON	0-0-0	0.0	0.0	0	0	0	0
11/12	AT CLEMSON	2-0-2	0.0	0.0	0	0	0	0
11/19	NC STATE	2-1-3	0.0	0.0	0	0	0	0
11/26	AT KENTUCKY	0-0-0	0.0	0.0	0	0	0	1
12/17	VS. CINCINNATI	1-0-1	0.0	0.0	0	0	0	0

2023

DATE	OPPONENT	U-A-T	TFL	SACKS	FF	FR	INT	PBU
9/1	VS. GEORGIA TECH	1-0-1	0.0	0.0	0	0	0	0
9/7	MURRAY STATE	2-2-4	0.0	0.0	0	0	0	0
9/16	VS. INDIANA	1-3-4	1.0	0.0	0	0	0	1
9/23	BOSTON COLLEGE	4-1-5	0.0	0.0	0	0	0	0
9/29	AT NC STATE	0-2-2	0.0	0.0	0	0	0	0
10/7	NOTRE DAME	2-4-6	0.5	0.0	0	0	0	2
10/14	AT PITT	2-3-5	0.0	0.0	0	0	0	0
10/28	DUKE	2-1-3	0.0	0.0	0	0	0	0
11/4	VIRGINIA TECH	1-1-2	1.0	1.0	0	0	0	0
11/9	VIRGINIA	2-6-8	1.5	0.0	0	0	0	0
11/18	AT MIAMI	2-1-3	0.0	0.0	0	0	0	0
11/25	KENTUCKY	5-4-9	2.5	0.0	0	0	0	0
12/2	VS. FLORIDA STATE	2-2-4	0.0	0.0	0	0	0	1
12/27	VS. USC	0-0-0	0.0	0.0	0	0	0	0

2024

DATE	OPPONENT	U-A-T	TFL	SACKS	FF	FR	INT	PBU
8/31	AUSTIN PEAY	2-1-3	0.0	0.0	0	0	0	0
9/7	JACKSONVILLE STATE	2-0-2	1.0	0.0	0	0	0	0
9/21	GEORGIA TECH	1-2-3	0.0	0.0	0	0	0	0
9/28	NOTRE DAME	1-0-1	0.0	0.0	1	0	0	0
10/5	SMU	0-0-0	0.0	0.0	0	0	0	0
10/12	VIRGINIA	2-2-4	0.0	0.0	0	0	0	0
10/19	MIAMI	4-1-5	1.0	1.0	0	0	0	0
10/25	BOSTON COLLEGE	0-1-1	0.0	0.0	0	0	0	0
11/2	CLEMSON	0-0-0	0.0	0.0	0	0	0	0
11/16	STANFORD	2-3-5	0.0	0.0	0	0	0	0
11/23	PITT	1-2-3	0.0	0.0	0	0	0	1
11/30	KENTUCKY	0-2-2	0.5	0.0	0	0	0	0

2025 AT UCLA

DATE	OPPONENT	U-A-T	TFL	SACKS	FF	FR	INT	PBU
8/30	UTAH	0-0-0	0.0	0.0	0	0	0	0

2026

DATE	OPPONENT	U-A-T	TFL	SACKS	FF	FR	INT	PBU
9/6	VS. OLE MISS	2-1-3	0.0	0.0	0	0	0	0
9/11	VILLANOVA	2-2-4	0.0	0.0	0	0	0	0
9/19	SMU	2-2-4	0.0	0.0	0	0	0	0
9/26	WAKE FOREST	4-1-5	1.0	1.0	1	0	0	0
10/3	AT NC STATE	1-5-6	1.0	1.0	0	0	0	1
10/9	FLORIDA STATE	4-4-8	0.0	0.0	0	0	0	1
10/17	AT SYRACUSE	1-3-4	1.0	0.5	0	0	0	1
10/31	STANFORD	1-2-3	0.0	0.0	0	0	0	1
11/7	AT GEORGIA TECH	3-3-6	0.5	0.0	0	0	0	0
11/14	AT NORTH CAROLINA	1-2-3	0.0	0.0	0	0	0	0
11/21	PITT	5-3-8	1.5	0.0	0	0	1	0
11/28	AT KENTUCKY							

CAREER STATS

YEAR	GP	U-A-T	TFL	SACKS	FF	FR	INT	PBU
2021	3	2-2-4	0.0	0.0	0	0	0	0
2022	13	31-12-43	1.0	0.0	0	0	0	3
2023	14	26-30-56	6.5	1.0	0	0	0	4
2024	12	15-14-29	2.5	1.0	1	0	0	1
2025*	1	0-0-0	0.0	0.0	0	0	0	0
2026	11	26-28-54	5.0	2.5	1	0	1	4
TOTALS	54	200-86-186	15.0	4.5	2	0	1	12

*2025 AT UCLA



24 MARQUISE DAVIS

RB

SOPHOMORE | CLEVELAND, OHIO (CLEVELAND HEIGHTS / MISSOURI)

CAREER HIGHS

RUSHES..... 20 VS. LOUISIANA, 9/13/25
RUSHING YARDS..... 113 VS. LOUISIANA, 9/13/25
RUSHING TOUCHDOWNS..... 2 VS. VILLANOVA, 9/11/26
LONG RUSH..... 39 VS. VILLANOVA, 9/11/26

GAME-BY-GAME

2025 AT MISSOURI

DATE	OPPONENT	NO	YDS	TD	AVG	LONG
8/28	CENTRAL ARKANSAS	5	10	1	2.0	5
9/13	LOUISIANA	20	113	1	5.7	17
9/27	UMASS	9	77	0	8.6	23

2026

DATE	OPPONENT	NO	YDS	TD	AVG	LONG
9/6	VS. OLE MISS	0	0	0	0.0	0
9/11	VILLANOVA	7	86	2	12.3	39
9/19	SMU			-DNP-		
9/26	WAKE FOREST	1	2	0	2.0	2
10/3	AT NC STATE			-DNP-		
10/9	FLORIDA STATE	9	56	1	6.2	21
10/17	AT SYRACUSE	0	0	0	0.0	0
10/31	STANFORD	1	-4	0	-4.0	0
11/7	AT GEORGIA TECH	4	7	0	1.8	3
11/14	AT NORTH CAROLINA	0	0	0	0	0
11/21	PITT	0	0	0	0	0
11/28	AT KENTUCKY					

CAREER RUSHING STATS

YEAR	GP	NO	YARDS	TD	AVG	LONG
2025*	3	34	200	2	5.9	23
2026	9	22	147	3	6.7	39
TOTALS	12	56	347	5	6.2	39

*2025 AT MISSOURI



27 MYLES NORWOOD

DB

FIFTH YEAR | ST. LOUIS, MO. (TRINITY CATHOLIC / SOUTH CAROLINA)

CAREER HIGHS

TACKLES..... 6 AT BUFFALO, 11/12/24
TACKLES FOR LOSS..... 1.0, TWO TIMES
FUMBLE RECOVERIES..... 1 VS. NIU, 10/26/24
PASS BREAKUPS..... 2, THREE TIMES

GAME-BY-GAME

2022 AT IOWA STATE

DATE	OPPONENT	U-A-T	TFL	SACKS	FF	FR	INT	PBU
11/5	WEST VIRGINIA	0-0-0	0.0	0.0	0	0	0	0

2024 AT BALL STATE

DATE	OPPONENT	U-A-T	TFL	SACKS	FF	FR	INT	PBU
9/7	MISSOURI STATE	3-1-4	1.0	0.0	0	0	0	1
9/14	AT MIAMI (FL)	1-3-4	0.0	0.0	0	0	0	0
9/21	AT CENTRAL MICHIGAN	3-2-5	0.0	0.0	0	0	0	2
9/28	AT JAMES MADISON	2-2-4	0.0	0.0	0	0	0	0
10/5	WESTERN MICHIGAN	2-2-4	0.0	0.0	0	0	0	0
10/12	AT KENT STATE	2-0-2	0.0	0.0	0	0	0	2
10/19	AT VANDERBILT	1-0-1	0.0	0.0	0	0	0	0
10/26	NIU	3-0-3	0.0	0.0	0	1	0	1
11/5	MIAMI (OH)	0-1-1	0.0	0.0	0	0	0	0
11/12	AT BUFFALO	4-2-6	0.0	0.0	0	0	0	2
11/23	BOWLING GREEN	1-3-4	1.0	0.0	0	0	0	0
11/29	AT OHIO	0-0-0	0.0	0.0	0	0	0	0

2025 AT SOUTH CAROLINA

DATE	OPPONENT	U-A-T	TFL	SACKS	FF	FR	INT	PBU
8/31	VIRGINIA TECH	2-1-3	0.0	0.0	0	0	0	0
9/6	SOUTH CAROLINA STATE	4-0-4	0.0	0.0	0	0	0	0
9/13	VANDERBILT	3-1-4	0.0	0.0	0	0	0	0
9/20	AT MISSOURI	1-2-3	0.0	0.0	0	0	0	0
9/27	KENTUCKY	4-0-4	0.0	0.0	0	0	0	0
10/11	AT LSU	0-0-0	0.0	0.0	0	0	0	0
10/18	OKLAHOMA	0-0-0	0.0	0.0	0	0	0	0
10/25	ALABAMA	0-0-0	0.0	0.0	0	0	0	0
11/1	AT OLE MISS	1-0-1	0.0	0.0	0	0	0	0
11/15	AT TEXAS A&M	0-0-0	0.0	0.0	0	0	0	0

2026

DATE	OPPONENT	U-A-T	TFL	SACKS	FF	FR	INT	PBU
9/6	VS. OLE MISS	2-1-3	0.0	0.0	0	0	0	0
9/11	VILLANOVA	0-0-0	0.0	0.0	0	0	0	0
9/19	SMU	0-0-0	0.0	0.0	0	0	0	0
9/26	WAKE FOREST	0-0-0	0.0	0.0	0	0	0	0
10/3	AT NC STATE	0-1-1	0.0	0.0	0	0	0	0
10/9	FLORIDA STATE	0-0-0	0.0	0.0	0	0	0	0
10/17	AT SYRACUSE	0-0-0	0.0	0.0	0	0	0	0
10/31	STANFORD	0-0-0	0.0	0.0	0	0	0	0
11/7	AT GEORGIA TECH				-DNP-			
11/14	AT NORTH CAROLINA				-DNP-			
11/21	PITT	0-0-0	0.0	0.0	0	0	0	0
11/28	AT KENTUCKY							

CAREER STATS

YEAR	GP	U-A-T	TFL	SACKS	FF	FR	INT	PBU
2022*	1	0-0-0	0.0	0.0	0	0	0	0
2024#	12	22-16-38	2.0	0.0	0	1	0	10
2025%	10	15-4-19	0.0	0.0	0	0	0	0
2026	9	2-2-4	0.0	0.0	0	0	0	0
TOTALS	32	39-22-61	2.0	0.0	0	1	0	10

*2022 AT IOWA STATE, #2024 AT BALL STATE, %2025 AT SOUTH CAROLINA



32 BRAXTON JENNINGS (RB)

SOPHOMORE | ASHLAND, KY. (ASHLAND BLAZER)

CAREER HIGHS

RUSHES.....20 VS. KENTUCKY, 11/29/25
RUSHING YARDS.....113 VS. KENTUCKY, 11/29/25
RUSHING TOUCHDOWNS.....1, FOUR TIMES
LONG RUSH.....44 VS. FLORIDA STATE, 10/9/26

GAME-BY-GAME

2025

DATE	OPPONENT	NO	YDS	TD	AVG	LONG
8/30	EKU	6	27	0	4.5	10
9/5	JAMES MADISON			-DNP-		
9/20	BOWLING GREEN	6	43	1	7.2	18
9/27	PITT			-DNP-		
10/4	VIRGINIA			-DNP-		
10/17	MIAMI	0	0	0	0.0	0
10/25	BOSTON COLLEGE			-DNP-		
11/1	VIRGINIA TECH			-DNP-		
11/8	CAL			-DNP-		
11/14	CLEMSON			-DNP-		
11/22	SMU	5	17	0	3.4	10
11/29	KENTUCKY	20	113	0	5.7	22

2026

DATE	OPPONENT	NO	YDS	TD	AVG	LONG
9/6	VS. OLE MISS	0	0	0	0.0	0
9/11	VILLANOVA	3	28	1	9.3	15
9/19	SMU	0	0	0	0.0	0
9/26	WAKE FOREST	1	3	0	3.0	3
10/3	AT NC STATE	0	0	0	0.0	0
10/9	FLORIDA STATE	3	49	1	16.3	44
10/17	AT SYRACUSE	0	0	0	0.0	0
10/31	STANFORD	1	1	0	1.0	1
11/7	AT GEORGIA TECH	5	20	1	4.0	10
11/14	AT NORTH CAROLINA	0	0	0	0.0	0
11/21	PITT	0	0	0	0.0	0
11/28	AT KENTUCKY					

CAREER RUSHING STATS

YEAR	GP	NO	YARDS	TD	AVG	LONG
2025	4	37	200	1	5.4	22
2026	11	13	101	3	7.8	44
TOTALS	15	50	301	4	6.0	44



35 CARSON HILBERT (K)

SOPHOMORE | LOUISVILLE, KY. (TRINITY)

CAREER HIGHS

EXTRA POINTS MADE.....7 VS. STANFORD, 10/31/26
EXTRA POINTS ATTEMPTED.....7 VS. STANFORD, 10/31/26
FIELD GOALS MADE.....3, THREE TIMES
FIELD GOALS ATTEMPTED.....4 AT NORTH CAROLINA, 11/14/26
LONG FIELD GOAL.....54 VS. WAKE FOREST, 9/26/26
POINTS.....14 AT GEORGIA TECH, 11/7/26

GAME-BY-GAME

2025

DATE	OPPONENT	FGM	FGA	LONG	XPM	XPA	PTS
8/30	EKU	0	0	0	0	0	0

2026

DATE	OPPONENT	FGM	FGA	LONG	XPM	XPA	PTS
9/6	VS. OLE MISS	3	3	46	3	3	12
9/11	VILLANOVA	1	1	33	5	5	8
9/19	SMU	0	0	0	5	6	5
9/26	WAKE FOREST	2	3	54	3	3	9
10/3	AT NC STATE	0	0	0	4	4	4
10/9	FLORIDA STATE	1	2	39	5	6	8
10/17	AT SYRACUSE	0	0	0	4	5	4
10/31	STANFORD	1	2	35	7	7	10
11/7	AT GEORGIA TECH	3	3	42	5	5	14
11/14	AT NORTH CAROLINA	3	4	46	1	1	10
11/21	PITT	0	2	0	5	5	10
11/28	AT KENTUCKY						

CAREER STATS

YEAR	GP	FGM-A	FG%	LONG	XPM-A	XP%	PTS
2025	1	0-0	0.0	0	0-0	0.0	0
2026	11	14-20	70.0	54	47-50	94.0	84
TOTALS	12	14-20	70.0	54	47-50	94.0	84

FIELD GOAL BREAKDOWN

YEAR	17-29	30-39	40-49	50+
2025	0-0	0-0	0-0	0-0
2026	3-3	5-5	5-10	1-2
TOTALS	3-3	5-5	5-10	1-2



50 CLEV LUBIN

DL

FIFTH YEAR | SUFFERN, N.Y. (SUFFERN / COASTAL CAROLINA)

LOO-bin

CAREER HIGHS

TACKLES ..... 10, THREE TIMES
TACKLES FOR LOSS ..... 4.5 VS. APP STATE, 11/7/24
SACKS ..... 3.0 VS. APP STATE, 11/7/24
FORCED FUMBLES ..... 2, TWO TIMES
FUMBLE RECOVERIES ..... 1 AT JACKSONVILLE STATE, 8/29/24
PASS BREAKUPS ..... 2, TWO TIMES

GAME-BY-GAME

2024 AT COASTAL CAROLINA

DATE	OPPONENT	U-A-T	TFL	SACKS	FF	FR	INT	PBU
8/29	JACKSONVILLE STATE	1-1-2	0.0	0.0	1	1	0	0
9/21	VIRGINIA	1-1-2	1.0	1.0	0	0	0	1
10/5	OLD DOMINION	1-4-5	0.0	0.0	0	0	0	0
10/10	JAMES MADISON	1-3-4	0.0	0.0	0	0	0	0
10/19	LOUISIANA	4-2-6	2.0	2.0	0	0	0	0
11/2	TROY	2-2-4	0.0	0.0	0	0	0	1
11/7	APP STATE	6-4-10	4.5	3.0	1	0	0	0
11/16	MARSHALL	1-2-3	1.0	0.0	0	0	0	0
11/23	GEORGIA SOUTHERN	4-1-5	1.5	1.5	1	0	0	0
11/30	GEORGIA STATE	3-0-3	2.0	2.0	0	0	0	1

2025

DATE	OPPONENT	U-A-T	TFL	SACKS	FF	FR	INT	PBU
8/30	EKU	2-2-4	2.0	2.0	0	0	0	0
9/5	JAMES MADISON	7-3-10	1.5	1.5	1	0	0	0
9/20	BOWLING GREEN	2-3-5	0.5	0.0	0	0	0	2
9/27	PITT	0-3-3	0.0	0.0	0	0	0	2
10/4	VIRGINIA	0-4-4	1.0	0.5	0	0	0	0
10/17	MIAMI	2-1-3	0.0	0.0	0	0	0	0
10/25	BOSTON COLLEGE	1-3-4	0.5	0.0	0	0	0	1
11/1	VIRGINIA TECH	0-1-1	0.0	0.0	0	0	0	0
11/8	CAL	9-1-10	1.0	0.0	0	0	0	0
11/14	CLEMSON	4-0-4	1.0	1.0	0	0	0	0
11/22	SMU	1-1-2	1.0	0.0	0	0	0	0
11/29	KENTUCKY	3-1-4	3.0	2.0	0	0	0	0
12/23	VS. TOLEDO	4-3-7	2.0	1.5	2	0	0	0

2026

DATE	OPPONENT	U-A-T	TFL	SACKS	FF	FR	INT	PBU
9/6	VS. OLE MISS	5-0-5	0.0	0.0	2	0	0	0
9/11	VILLANOVA	1-1-2	0.0	0.0	0	0	0	0
9/19	SMU	1-4-5	1.5	1.5	0	0	0	0
9/26	WAKE FOREST	3-1-4	1.0	1.0	0	0	0	0
10/3	AT NC STATE	3-5-8	1.0	1.0	0	0	0	0
10/9	FLORIDA STATE	0-4-4	1.0	0.5	0	0	0	0
10/17	AT SYRACUSE	5-3-8	1.5	1.0	0	0	0	0
10/31	STANFORD	0-5-5	0.0	0.0	0	0	0	0
11/7	AT GEORGIA TECH	3-0-3	2.0	2.0	0	0	0	0
11/14	AT NORTH CAROLINA	2-4-6	1.0	1.0	0	0	0	0
11/21	PITT	1-0-1	1.0	1.0	0	0	0	0
11/28	AT KENTUCKY							

CAREER STATS

YEAR	GP	U-A-T	TFL	SACKS	FF	FR	INT	PBU
2024*	10	24-20-44	12.0	9.5	3	1	0	3
2025	13	35-26-61	13.5	8.5	3	0	0	5
2026	11	24-27-51	10.0	9.0	2	0	0	0
TOTALS	34	83-73-156	35.5	27.0	8	1	0	8

*2024 AT COASTAL CAROLINA



52 KALIB PERRY

LB

FIFTH YEAR | GEORGETOWN, KY. (GREAT CROSSING / TENNESSEE)

CALEB

CAREER HIGHS

TACKLES ..... 11 VS. BOSTON COLLEGE, 10/25/25
TACKLES FOR LOSS ..... 1.5 VS. UTEP, 11/23/24
FORCED FUMBLES ..... 1 VS. FLORIDA, 10/12/24
INTERCEPTIONS ..... 1 VS. BOSTON COLLEGE, 10/25/25
PASS BREAKUPS ..... 1, TWO TIMES

GAME-BY-GAME

2022 AT TENNESSEE

DATE	OPPONENT	U-A-T	TFL	SACKS	FF	FR	INT	PBU
9/1	BALL STATE	0-0-0	0.0	0.0	0	0	0	0
9/10	PITT	0-0-0	0.0	0.0	0	0	0	0
9/17	AKRON	2-0-2	0.0	0.0	0	0	0	0
9/24	FLORIDA	0-0-0	0.0	0.0	0	0	0	0
10/8	LSU	0-0-0	0.0	0.0	0	0	0	0
10/15	ALABAMA	0-1-1	0.0	0.0	0	0	0	0
10/22	UT MARTIN	2-2-4	0.0	0.0	0	0	0	0
10/29	KENTUCKY	1-3-4	0.0	0.0	0	0	0	0
11/5	GEORGIA	0-0-0	0.0	0.0	0	0	0	0
11/12	MISSOURI	0-0-0	0.0	0.0	0	0	0	0
11/19	SOUTH CAROLINA	2-0-2	0.0	0.0	0	0	0	0
11/26	VANDERBILT	0-1-1	0.0	0.0	0	0	0	0

2023 AT TENNESSEE

DATE	OPPONENT	U-A-T	TFL	SACKS	FF	FR	INT	PBU
9/2	VIRGINIA	2-0-2	0.0	0.0	0	0	0	0
9/9	AUSTIN PEAY	0-2-2	0.0	0.0	0	0	0	0
9/16	FLORIDA	0-0-0	0.0	0.0	0	0	0	0
9/23	UTSA	0-2-2	0.0	0.0	0	0	0	0
9/30	SOUTH CAROLINA	0-0-0	0.0	0.0	0	0	0	0
10/14	TEXAS A&M	0-0-0	0.0	0.0	0	0	0	0
10/21	ALABAMA	0-1-1	0.0	0.0	0	0	0	0
10/28	KENTUCKY	1-1-2	0.0	0.0	0	0	0	0
11/4	UCONN	1-3-4	0.0	0.0	0	0	0	0
11/11	MISSOURI	0-1-1	0.0	0.0	0	0	0	0
11/18	GEORGIA	1-2-3	0.0	0.0	0	0	0	0
11/25	VANDERBILT	1-2-3	0.0	0.0	0	0	0	0
1/1	IOWA	1-0-1	0.0	0.0	0	0	0	0

2024 AT TENNESSEE

DATE	OPPONENT	U-A-T	TFL	SACKS	FF	FR	INT	PBU
8/31	CHATTANOOGA	0-0-0	0.0	0.0	0	0	0	0
9/14	KENT STATE	0-3-3	0.0	0.0	0	0	0	0
9/21	OKLAHOMA	0-1-1	0.0	0.0	0	0	0	0
10/5	ARKANSAS	1-0-1	0.0	0.0	0	0	0	0
10/12	FLORIDA	2-1-3	0.0	0.0	1	0	0	0
10/19	ALABAMA	2-2-4	1.0	0.0	0	0	0	0
11/2	KENTUCKY	1-0-1	0.0	0.0	0	0	0	0
11/9	MISSISSIPPI STATE	0-2-2	0.0	0.0	0	0	0	0
11/16	GEORGIA	0-0-0	0.0	0.0	0	0	0	0
11/23	UTEP	1-3-4	1.5	0.0	0	0	0	0
11/30	VANDERBILT	2-1-3	0.0	0.0	0	0	0	0
12/21	OHIO STATE	2-2-4	0.0	0.0	0	0	0	0

2025

DATE	OPPONENT	U-A-T	TFL	SACKS	FF	FR	INT	PBU
8/30	EKU	0-2-2	0.0	0.0	0	0	0	0
9/5	JAMES MADISON	2-4-6	0.0	0.0	0	0	0	0
9/20	BOWLING GREEN	0-3-3	0.5	0.0	0	0	0	0
9/27	PITT	3-2-5	0.0	0.0	0	0	0	0
10/4	VIRGINIA	1-1-2	0.0	0.0	0	0	0	0
10/17	MIAMI	2-0-2	0.0	0.0	0	0	0	1
10/25	BOSTON COLLEGE	8-3-11	1.0	0.0	0	0	1	0
11/1	VIRGINIA TECH	3-3-6	0.0	0.0	0	0	0	0
11/8	CAL	2-1-3	0.0	0.0	0	0	0	0
11/14	CLEMSON	1-1-2	0.0	0.0	0	0	0	0
11/22	SMU	3-2-5	0.0	0.0	0	0	0	0
11/29	KENTUCKY	1-4-5	0.0	0.0	0	0	0	0
12/23	VS. TOLEDO	3-0-3	0.0	0.0	0	0	0	0

2026

DATE	OPPONENT	U-A-T	TFL	SACKS	FF	FR	INT	PBU
9/6	VS. OLE MISS				-DNP-			
9/11	VILLANOVA				-DNP-			
9/19	SMU	1-0-1	0.0	0.0	0	0	0	0
9/26	WAKE FOREST	0-1-1	0.0	0.0	0	0	0	0
10/3	AT NC STATE				-DNP-			
10/9	FLORIDA STATE				-DNP-			
10/17	AT SYRACUSE	0-0-0	0.0	0.0	0	0	0	0
10/31	STANFORD	4-1-5	0.0	0.0	0	0	0	0
11/7	AT GEORGIA TECH	6-1-7	0.0	0.0	0	0	0	1
11/14	AT NORTH CAROLINA	0-0-0	0.0	0.0	0	0	0	0
11/21	PITT	1-2-3	0.5	0.0	0	0	0	0
11/28	AT KENTUCKY							

CAREER STATS

YEAR	GP	U-A-T	TFL	SACKS	FF	FR	INT	PBU
2022	12	7-7-14	0.0	0.0	0	0	0	0
2023	13	7-14-21	0.0	0.0	0	0	0	0
2024	12	11-15-26	2.5	0.0	1	0	0	0
2025	13	29-26-55	1.5	0.0	0	0	1	1
2026	7	12-5-17	0.5	0.0	0	0	0	1
TOTALS	57	66-67-133	4.5	0.0	1	0	1	2

2022-24 AT TENNESSEE



53 LANCE ROBINSON

OL

FIFTH YEAR | CAMILLA, GA. (MITCHELL COUNTY / HOUSTON)

CAREER HIGHS

SNAPS ..... 90, TWO TIMES
SACKS ALLOWED ..... 2 VS. KANSAS, 9/17/22
PENALTIES ..... 3 AT PITT, 9/27/25
PFF GRADE ..... 80.2 VS. TEMPLE, 11/12/22

GAME-BY-GAME

2020 AT MIDDLE TENNESSEE

DATE	OPPONENT	SNAPS	SNAPS BY POS	SACKS	PENALTIES	PFF GRADE
9/19	TROY	7	4 (LT), 3 (RT)	0	0	62.9
10/10	FIU	20	20 (RT)	0	0	53.9
11/21	TROY	78	78 (RT)	0	0	46.8

2021 AT MIDDLE TENNESSEE

DATE	OPPONENT	SNAPS	SNAPS BY POS	SACKS	PENALTIES	PFF GRADE
9/4	MONMOUTH	51	51 (RT)	0	0	56.5
9/11	VIRGINIA TECH	79	79 (RT)	0	0	71.3
9/18	UTSA	47	47 (RT)	0	0	45.5
9/24	CHARLOTTE	33	33 (RT)	0	1	65.4
10/2	MARSHALL	71	71 (RT)	0	1	67.2
10/9	LIBERTY	67	67 (RT)	0	0	53.5
10/22	UCONN	77	77 (RT)	0	0	69.6
10/30	SOUTHERN MISS	54	54 (RT)	0	0	71.0
11/6	WESTERN KENTUCKY	84	84 (RT)	0	0	68.2
11/13	FIU	63	63 (RT)	0	0	72.8
11/20	OLD DOMINION	90	90 (RT)	0	0	65.6
11/27	FAU	60	52 (LT), 8 (RT)	0	0	67.6
12/17	TOLEDO	83	83 (LT)	0	1	54.1

2022 AT HOUSTON

DATE	OPPONENT	SNAPS	SNAPS BY POS	SACKS	PENALTIES	PFF GRADE
9/3	UTSA	13	13 (RT)	0	0	56.0
9/10	TEXAS TECH	66	66 (RT)	0	2	61.7
9/17	KANSAS	70	70 (RT)	2	0	51.9
9/24	RICE	65	65 (RT)	0	0	61.7
9/30	TULANE	88	88 (RT)	0	0	65.9
10/7	MEMPHIS	85	85 (RT)	0	1	56.8
10/22	NAVY	69	69 (RT)	0	1	71.8
10/29	USF	48	48 (RT)	0	0	68.0
11/5	SMU	76	76 (RT)	1	0	72.8
11/12	TEMPLE	48	48 (RT)	0	0	80.2
11/19	EAST CAROLINA	50	50 (RT)	0	0	67.5
11/26	TULSA	56	56 (RT)	1	2	58.9
12/23	LOUISIANA	10	10 (RT)	0	0	69.3

2023

DATE	OPPONENT	SNAPS	SNAPS BY POS	SACKS	PENALTIES	PFF GRADE
12/27	USC	42	42 (RG)	0	0	57.2

2025

DATE	OPPONENT	SNAPS	SNAPS BY POS	SACKS	PENALTIES	PFF GRADE
8/30	EKU	42	21 (RG), 21 (RT)	0	0	60.0
9/5	JAMES MADISON	61	42 (RT), 19 (RG)	0	0	67.0
9/20	BOWLING GREEN	46	46 (RT)	1	1	65.8
9/27	PITT	90	90 (LG)	0	3	55.0
10/4	VIRGINIA	78	78 (LG)	0	1	67.5
10/17	MIAMI	70	70 (LG)	0	0	64.5
10/25	BOSTON COLLEGE	65	65 (LG)	0	0	73.9
11/1	VIRGINIA TECH	66	66 (LG)	0	0	72.0
11/8	CAL	72	72 (LG)	0	0	68.8
11/14	CLEMSON	63	63 (LG)	0	2	54.4
11/22	SMU	46	46 (LG)	0	0	59.9
11/29	KENTUCKY	73	73 (LG)	0	0	63.5
12/23	VS. TOLEDO	66	66 (LG)	0	0	59.0

2026

DATE	OPPONENT	SNAPS	SNAPS BY POS	SACKS	PENALTIES	PFF GRADE
9/6	VS. OLE MISS	74	74 (LT)	1	0	65.5
9/11	VILLANOVA	56	56 (LT)	0	0	58.9
9/19	SMU	66	61 (C), 5 (LT)	0	0	48.1
9/26	WAKE FOREST	77	77 (C)	0	0	58.7
10/3	AT NC STATE	57	36 (RT), 14 (C), 7 (LT)	0	0	49.4
10/9	FLORIDA STATE	58	47 (LT), 8 (RT), 3 (C)	0	1	64.9
10/17	AT SYRACUSE	63	63 (LT)	0	0	66.3
10/31	STANFORD	61	61 (LT)	0	1	57.3
11/7	AT GEORGIA TECH	64	64 (LT)	0	0	68.9
11/14	AT NORTH CAROLINA	70	70 (LT)	0	1	63.8
11/21	PITT	82	82 (LT)	0	0	68.5
11/28	AT KENTUCKY					

CAREER STATS

YEAR	GP	SNAPS	SNAPS BY POS	SACKS	PENALTIES	PFF GRADE
2020*	3	103	101 (RT), 4 (LT)	0	0	57.2
2021*	13	846	724 (RT), 135 (LT)	0	3	67.5
2022#	13	730	744 (RT)	4	6	69.0
2023	1	42	42 (RG)	0	0	57.2
2024	0	0	0	0	0	0
2025	13	817	689 (LG), 109 (RT), 40 (RG)	1	7	71.4
2026	11	728	529 (LT), 155 (C), 44 (RT)	1	3	60.4
TOTALS	53	3316	1722 (RT), 689 (LG), 668 (LT), 155 (C), 82 (RG)	6	19	

*2020-21 AT MIDDLE TENNESSEE, #2022 AT HOUSTON



56 ERYX DAUGHERTY

OL

SENIOR | TROY MICH. (BROTHER RICE / BOSTON COLLEGE)

AIR-ix DORE-it-TEE]

CAREER HIGHS

SNAPS ..... 88 VS. SMU, 11/8/25
SACKS ALLOWED ..... 1 VS. NOTRE DAME, 11/1/25
PENALTIES ..... 1, TWO TIMES
PFF GRADE ..... 79.9 VS. CAL, 9/27/25

GAME-BY-GAME

2024 AT BOSTON COLLEGE

DATE	OPPONENT	SNAPS	SNAPS BY POS	SACKS	PENALTIES	PFF GRADE
9/7	DUQUESNE	20	20 (LG)	0	1	54.4
11/23	NORTH CAROLINA	5	5 (LG)	0	0	60.1
12/28	VS. NEBRASKA	72	72 (RG)	0	0	61.5

2025 AT BOSTON COLLEGE

DATE	OPPONENT	SNAPS	SNAPS BY POS	SACKS	PENALTIES	PFF GRADE
8/30	FORDHAM	62	62 (LG)	0	0	69.8
9/6	AT MICHIGAN STATE	76	76 (LG)	0	0	56.6
9/13	AT STANFORD	70	70 (LG)	0	0	69.5
9/27	CAL	65	65 (LG)	0	0	79.9
10/4	AT PITT	57	57 (LG)	0	0	64.1
10/11	CLEMSON	63	63 (LG)	0	0	71.7
11/1	NOTRE DAME	85	85 (LG)	1	0	47.3
11/8	SMU	88	88 (LG)	0	0	60.5
11/15	GEORGIA TECH	54	54 (LG)	0	0	71.1
11/29	AT SYRACUSE	49	49 (LG)	0	0	63.6

2026

DATE	OPPONENT	SNAPS	SNAPS BY POS	SACKS	PENALTIES	PFF GRADE
9/6	VS. OLE MISS	74	74 (LG)	0	0	62.4
9/11	VILLANOVA	56	56 (LG)	0	0	64.3
9/19	SMU	66	66 (LG)	0	1	65.0
9/26	WAKE FOREST	77	77 (LG)	0	0	50.1
10/3	AT NC STATE	57	57 (LG)	0	0	66.8
10/9	FLORIDA STATE	58	58 (LG)	0	0	68.3
10/17	AT SYRACUSE	60	60 (LG)	0	0	62.3
10/31	STANFORD	61	61 (LG)	0	0	61.3
11/7	AT GEORGIA TECH	64	64 (LG)	0	0	70.9
11/14	AT NORTH CAROLINA	70	70 (LG)	0	0	68.3
11/21	PITT	82	82 (LG)	0	0	66.2
11/28	AT KENTUCKY					

CAREER STATS

YEAR	GP	SNAPS	SNAPS BY POS	SACKS	PENALTIES	PFF GRADE
2024*	3	97	72 (RG), 25 (LG)	0	1	58.9
2025*	10	669	669 (RG)	1	0	69.3
2026	11	725	725 (LG)	0	1	67.8
TOTALS	24	1491	1419 (LG), 72 (RG)	1	2	

*2024-25 AT BOSTON COLLEGE



58 EVAN WIBBERLEY

OL

FIFTH YEAR | EDGEWOOD, KY. (DIXIE HEIGHTS / KENTUCKY)

WIBB-er-LEE

CAREER HIGHS

SNAPS ..... 99 VS. OLD DOMINION, 12/18/23
SACKS ALLOWED ..... 1, TWO TIMES
PENALTIES ..... 1, SIX TIMES
PFF GRADE ..... 73.6 VS. JAMES MADISON, 12/18/24

GAME-BY-GAME

2023 AT WESTERN KENTUCKY

DATE	OPPONENT	SNAPS	SNAPS BY POS	SACKS	PENALTIES	PFF GRADE
9/9	HOUSTON CHRISTIAN	10	10 (C)	0	0	68.0
9/16	AT OHIO STATE	3	3 (C)	0	0	60.0
11/25	AT FIU	31	31 (LG)	1	1	34.8
12/18	VS. OLD DOMINION	99	99 (C)	0	0	63.2

2024 AT WESTERN KENTUCKY

DATE	OPPONENT	SNAPS	SNAPS BY POS	SACKS	PENALTIES	PFF GRADE
8/31	AT ALABAMA	70	70 (C)	0	0	63.5
9/7	EASTERN KENTUCKY	68	68 (C)	0	0	71.8
9/14	AT MIDDLE TENNESSEE STATE	68	68 (C)	0	0	69.5
9/21	TOLEDO	65	65 (C)	0	0	53.5
9/28	AT BOSTON COLLEGE	84	84 (C)	0	0	63.3
10/10	UTEP	70	70 (C)	0	0	64.5
10/16	AT SAM HOUSTON STATE	74	74 (C)	0	0	65.7
10/30	KENNESAW STATE	59	59 (C)	0	0	54.3
11/9	AT NEW MEXICO STATE	64	64 (C)	0	0	57.6
11/16	LOUISIANA TECH	51	51 (C)	0	1	58.5
11/23	AT LIBERTY	61	61 (C)	0	1	72.3
11/30	JACKSONVILLE STATE	92	92 (C)	0	0	66.8
12/6	AT JACKSONVILLE STATE	64	64 (C)	0	0	61.7
12/18	VS. JAMES MADISON	62	62 (C)	0	0	73.6

2025 AT KENTUCKY

DATE	OPPONENT	SNAPS	SNAPS BY POS	SACKS	PENALTIES	PFF GRADE
9/13	EASTERN MICHIGAN	2	2 (C)	0	0	60.0
10/25	TENNESSEE	1	1 (C)	0	0	60.0
11/8	FLORIDA	4	4 (C)	0	0	58.4
11/22	AT VANDERBILT	2	2 (C)	0	0	60.0

2026

DATE	OPPONENT	SNAPS	SNAPS BY POS	SACKS	PENALTIES	PFF GRADE
9/6	VS. OLE MISS	74	74 (C)	0	0	64.6
9/11	VILLANOVA	56	56 (C)	0	1	67.9
9/19	SMU	5	5 (C)	0	0	56.3
9/26	WAKE FOREST		-DNP-			
10/3	AT NC STATE	43	43 (C)	0	0	66.0
10/9	FLORIDA STATE	58	55 (C), 3 (LT)	0	0	62.5
10/17	AT SYRACUSE	63	63 (C)	0	1	54.9
10/31	STANFORD	61	61 (C)	0	0	53.8
11/7	AT GEORGIA TECH	64	64 (C)	0	1	55.9
11/14	AT NORTH CAROLINA	70	70 (C)	0	0	74.1
11/21	PITT	82	82 (C)	0	1	58.8
11/28	AT KENTUCKY					

CAREER STATS

YEAR	GP	SNAPS	SNAPS BY POS	SACKS	PENALTIES	PFF GRADE
2023*	11	143	112 (C), 31 (LG)	1	1	53.9
2024*	14	952	952 (C)	0	2	68.4
2025#	4	9	9 (C)	0	0	50.6
2026	10	576	573 (C), 3 (LT)	0	4	61.6
TOTALS	39	1680	1646 (C), 31 (LG), 3 (LT)	1	7	

*2023-24 AT WESTERN KENTUCKY, #2025 AT KENTUCKY



66 JOHNNIE BROWN III

OL

SENIOR | ATLANTA, GA. (PARKVIEW / GEORGIA SOUTHERN)

CAREER HIGHS

SNAPS ..... 82 AT MARSHALL, 11/29/25
SACKS ALLOWED ..... 2 AT ARKANSAS STATE, 10/25/25
PENALTIES ..... 3 VS. WAKE FOREST, 9/26/26
PFF GRADE ..... 75.8 AT NC STATE, 10/3/26

GAME-BY-GAME

2024 AT GEORGIA SOUTHERN

DATE	OPPONENT	SNAPS	SNAPS BY POS	SACKS	PENALTIES	PFF GRADE
9/14	SOUTH CAROLINA STATE	4	4 (LG)	0	0	57.5
10/12	MARSHALL	4	4 (RG)	0	0	51.4

2025 AT GEORGIA SOUTHERN

DATE	OPPONENT	SNAPS	SNAPS BY POS	SACKS	PENALTIES	PFF GRADE
8/30	AT FRESNO STATE	51	51 (RT)	0	1	69.5
9/6	AT USC	71	67 (LT), 4 (RT)	0	0	58.0
9/13	JACKSONVILLE STATE	63	63 (LT)	0	0	74.1
9/20	MAINE	58	58 (LT)	0	0	69.7
9/27	AT JAMES MADISON	46	45 (LT), 1 (RT)	1	0	56.1
10/9	SOUTHERN MISS	78	78 (LT)	0	0	56.0
10/18	GEORGIA STATE	72	71 (LT), 1 (RT)	0	0	69.4
10/25	AT ARKANSAS STATE	69	69 (LT)	2	2	56.5
11/6	AT APPALACHIAN STATE	79	75 (LT), 4 (RT)	0	1	67.5
11/15	COASTAL CAROLINA	83	82 (LT), 1 (RT)	0	1	72.2
11/22	OLD DOMINION	23	23 (LT)	0	0	58.1
11/29	AT MARSHALL	82	82 (LT)	0	0	73.7
12/29	VS. APPALACHIAN STATE	58	58 (LT)	0	0	74.6

2026

DATE	OPPONENT	SNAPS	SNAPS BY POS	SACKS	PENALTIES	PFF GRADE
9/6	VS. OLE MISS	74	74 (RG)	0	2	55.0
9/11	VILLANOVA	56	56 (RG)	0	1	58.3
9/19	SMU	66	66 (RG)	0	0	63.1
9/26	WAKE FOREST	77	77 (RG)	1	3	56.3
10/3	AT NC STATE	57	57 (RG)	0	0	75.9
10/9	FLORIDA STATE	58	58 (RG)	0	0	59.0
10/17	AT SYRACUSE	63	63 (RG)	0	0	54.5
10/31	STANFORD	61	61 (RG)	0	0	64.3
11/7	AT GEORGIA TECH	64	64 (RG)	0	0	70.1
11/14	AT NORTH CAROLINA	70	70 (RG)	0	1	74.7
11/21	PITT	82	82 (RG)	0	0	69.8
11/28	AT KENTUCKY					

CAREER STATS

YEAR	GP	SNAPS	SNAPS BY POS	SACKS	PENALTIES	PFF GRADE
2024*	13	8	4 (LG), 4 (RG)	0	0	56.1
2025*	13	833	771 (LT), 62 (RT)	3	5	71.7
2026	11	728	728 (RG)	1	7	67.4
TOTALS	37	1569	771 (LT), 732 (RG), 62 (RT), 4 (LG)	4	12	

*2024-25 AT GEORGIA SOUTHERN



70 ANWAR O'NEAL

OL

SENIOR | PHILADELPHIA, PA. (MIDDLETOWN / DELAWARE)

CAREER HIGHS

SNAPS ..... 85 VS. LOUISIANA TECH, 11/8/25
SACKS ALLOWED ..... 2 AT SAM HOUSTON STATE, 11/15/25
PENALTIES ..... 1, FOUR TIMES
PFF GRADE ..... 77.2 VS. BRYANT, 8/29/24

GAME-BY-GAME

2023 AT DELAWARE

DATE	OPPONENT	SNAPS	SNAPS BY POS	SACKS	PENALTIES	PFF GRADE
9/16	ST. FRANCIS	8	8 (RG)	0	0	55.6
11/11	CAMPBELL	16	16 (LG)	0	0	67.8

2024 AT DELAWARE

DATE	OPPONENT	SNAPS	SNAPS BY POS	SACKS	PENALTIES	PFF GRADE
8/29	BRYANT	67	66 (RT), 1 (RG)	0	0	77.2
9/14	AT NC A&T	86	86 (RT)	0	0	65.6
9/21	PENN	71	71 (LT)	0	0	74.3
9/28	SACRED HEART	62	62 (LT)	0	0	70.7
10/5	AT MONMOUTH	84	83 (LT), 1 (LG)	0	0	65.7
10/12	MAINE	74	74 (LT)	0	0	66.6
10/19	AT RICHMOND	73	73 (LT)	1	0	48.2
10/26	ALBANY	62	61 (LT), 1 (RG)	0	0	55.7
11/9	RHODE ISLAND	75	74 (LT), 1 (LG)	0	0	59.6
11/16	CAMPBELL	73	73 (RT)	0	0	70.2
11/23	AT VILLANOVA	47	47 (RT)	0	0	58.1

2025 AT DELAWARE

DATE	OPPONENT	SNAPS	SNAPS BY POS	SACKS	PENALTIES	PFF GRADE
8/28	DELAWARE STATE	76	76 (LT)	1	0	60.8
9/6	AT COLORADO	66	66 (LT)	0	0	58.4
9/13	UCONN	81	81 (LT)	0	0	70.7
9/20	AT FIU	72	71 (LT), 1 (LG)	0	1	67.3
10/3	WESTERN KENTUCKY	83	82 (LT), 1 (RG)	0	0	62.9
10/15	AT JACKSONVILLE STATE	80	80 (LT)	1	0	56.8
11/1	AT LIBERTY	79	79 (LT)	0	0	62.2
11/8	LOUISIANA TECH	85	85 (LT)	0	1	75.0
11/15	AT SAM HOUSTON STATE	79	79 (LT)	3	0	59.7
11/22	AT WAKE FOREST	77	77 (LT)	1	1	61.4
11/29	UTEP	76	75 (LT), 1 (LG)	0	0	61.8
12/17	VS. LOUISIANA-LAFAYETTE	61	60 (LT), 1 (RG)	1	0	65.7

2026

DATE	OPPONENT	SNAPS	SNAPS BY POS	SACKS	PENALTIES	PFF GRADE
9/6	VS. OLE MISS		-DNP-			
9/11	VILLANOVA		-DNP-			
9/19	SMU	61	61 (LT)	0	0	58.8
9/26	WAKE FOREST	77	77 (LT)	0	0	54.5
10/3	AT NC STATE	50	50 (LT)	0	1	45.8
10/9	FLORIDA STATE	8	8 (LT)	0	0	49.3
10/17	AT SYRACUSE		-DNP-			
10/31	STANFORD		-DNP-			
11/7	AT GEORGIA TECH		-DNP-			
11/14	AT NORTH CAROLINA		-DNP-			
11/21	PITT		-DNP-			
11/28	AT KENTUCKY					

CAREER STATS

YEAR	GP	SNAPS	SNAPS BY POS	SACKS	PENALTIES	PFF GRADE
2023*	2	24	16 (LG), 8 (RG)	0	0	63.5
2024*	11	774	498 (LT), 272 (RT), 2 (LG), 2 (RG)	1	0	69.0
2025*	12	915	911 (LT), 2 (LG), 2 (RG)	7	3	66.7
2026	4	196	196 (LT)	0	1	49.5
TOTALS	29	1909	1605 (LT), 272 (RT), 20 (LG), 12 (RG)	8	4	

*2023-25 AT DELAWARE



71 CASON HENRY

OL

FIFTH YEAR | ATLANTA, GA. (WALTON / SOUTH CAROLINA)

CASE-in

CAREER HIGHS

SNAPS ..... 80 VS. OLD DOMINION, 8/31/24
SACKS ALLOWED ..... 2 VS. LSU, 9/14/24
PENALTIES ..... 1, FOUR TIMES
PFF GRADE ..... 86.3 VS. VANDERBILT, 9/13/25

GAME-BY-GAME

2022 AT SOUTH CAROLINA

DATE	OPPONENT	SNAPS	SNAPS BY POS	SACKS	PENALTIES	PFF GRADE
9/24	CHARLOTTE	11	11 (RT)	0	0	55.6
9/29	SOUTH CAROLINA STATE	23	23 (RT)	0	0	68.4

2023 AT SOUTH CAROLINA

DATE	OPPONENT	SNAPS	SNAPS BY POS	SACKS	PENALTIES	PFF GRADE
9/2	NORTH CAROLINA	4	4 (RT)	0	0	58.9
11/4	JACKSONVILLE STATE	20	20 (LT)	0	0	52.5

2024 AT SOUTH CAROLINA

DATE	OPPONENT	SNAPS	SNAPS BY POS	SACKS	PENALTIES	PFF GRADE
8/31	OLD DOMINION	80	80 (RT)	1	0	72.6
9/7	AT KENTUCKY	57	57 (RT)	1	1	45.7
9/14	LSU	71	71 (RT)	2	0	50.5
9/21	AKRON	65	65 (RT)	0	0	54.2
10/5	OLE MISS	80	80 (RT)	0	0	64.2
10/12	AT ALABAMA	22	22 (RT)	0	0	55.0
10/19	AT OKLAHOMA	45	45 (RT)	0	1	54.1
11/2	TEXAS A&M	75	75 (RT)	0	0	55.4
11/9	AT VANDERBILT	69	69 (RT)	0	1	49.6
11/16	MISSOURI	69	69 (RT)	1	0	45.9
11/23	WOFFORD	65	65 (RT)	1	0	73.3
11/30	AT CLEMSON	67	67 (RT)	0	0	63.8
12/31	VS. ILLINOIS	69	68 (RT), 1 (RG)	0	0	66.1

2025 AT SOUTH CAROLINA

DATE	OPPONENT	SNAPS	SNAPS BY POS	SACKS	PENALTIES	PFF GRADE
8/31	VIRGINIA TECH	59	59 (RT)	0	0	78.2
9/6	SOUTH CAROLINA STATE	47	47 (RT)	0	0	75.8
9/13	VANDERBILT	14	14 (RT)	0	0	86.3
9/20	AT MISSOURI	1	1 (RT)	0	0	60.0

2026

DATE	OPPONENT	SNAPS	SNAPS BY POS	SACKS	PENALTIES	PFF GRADE
9/6	VS. OLE MISS	74	74 (RT)	1	0	55.1
9/11	VILLANOVA		-DNP-			
9/19	SMU	66	66 (RT)	0	1	56.4
9/26	WAKE FOREST	77	77 (RT)	1	0	53.6
10/3	AT NC STATE	21	21 (RT)	0	0	62.3
10/9	FLORIDA STATE	50	50 (RT)	0	0	56.4
10/17	AT SYRACUSE	52	52 (RT)	0	0	47.6
10/31	STANFORD	61	61 (RT)	0	0	61.8
11/7	AT GEORGIA TECH	64	64 (RT)	0	0	57.4
11/14	AT NORTH CAROLINA	43	43 (RT)	0	0	57.8
11/21	PITT	82	82 (RT)	1	0	54.1
11/28	AT KENTUCKY					

CAREER STATS

YEAR	GP	SNAPS	SNAPS BY POS	SACKS	PENALTIES	PFF GRADE
2022*	2	34	34 (RT)	0	0	64.0
2023*	2	24	20 (LT), 4 (RT)	0	0	52.1
2024*	13	834	833 (RT), 1 (RG)	6	3	56.5
2025*	4	121	121 (RT)	0	0	87.2
2026	10	590	590 (RT)	3	1	52.6
TOTALS	31	1603	1582 (RT), 20 (LT), 1 (RG)	8	4	

*2022-25 AT SOUTH CAROLINA



80 BRODY FOLEY

TE

FIFTH YEAR | CINCINNATI, OHIO (ANDERSON / TULSA)

CAREER HIGHS

RECEPTIONS ..... 7 VS. OREGON STATE, 11/15/25
RECEIVING YARDS ..... 126 AT EAST CAROLINA, 10/16/25
RECEIVING TOUCHDOWNS ..... 2 VS. TEMPLE, 10/25/25
LONG RECEPTION ..... 72 VS. TULANE, 9/27/25

GAME-BY-GAME

2025 AT TULSA

DATE	OPPONENT	NO	YDS	TD	AVG	LONG
8/30	ABILENE CHRISTIAN	1	22	1	22.0	22
9/6	AT NEW MEXICO STATE	1	18	1	18.0	18
9/13	NAVY	1	12	0	12.0	12
9/19	AT OKLAHOMA STATE	5	66	0	13.2	42
9/27	TULANE	1	72	1	72.0	72
10/4	AT MEMPHIS	3	30	0	10.0	15
10/16	AT EAST CAROLINA	6	126	1	21.0	38
10/25	TEMPLE	6	41	2	6.8	17
11/8	AT FLORIDA ATLANTIC	3	22	0	7.3	13
11/15	OREGON STATE	7	95	1	13.6	40
11/22	AT ARMY	3	24	0	8.0	17

2026

DATE	OPPONENT	NO	YDS	TD	AVG	LONG
9/6	VS. OLE MISS	1	3	0	3.0	3
9/11	VILLANOVA	1	10	0	10.0	10
9/19	SMU	0	0	0	0.0	0
9/26	WAKE FOREST	0	0	0	0.0	0
10/3	AT NC STATE	0	0	0	0.0	0
10/9	FLORIDA STATE	0	0	0	0.0	0
10/17	AT SYRACUSE	0	0	0	0.0	0
10/31	STANFORD	1	-1	0	-1.0	0
11/7	AT GEORGIA TECH	0	0	0	0.0	0
11/14	AT NORTH CAROLINA	0	0	0	0.0	0
11/21	PITT	0	0	0	0.0	0
11/28	AT KENTUCKY					

CAREER RECEIVING STATS

YEAR	GP	NO	YARDS	TD	AVG	LONG
2023*	9	0	0	0	0.0	0
2024*	11	0	0	0	0.0	0
2025#	11	37	528	7	14.3	72
2026	11	3	12	0	4.0	10
TOTALS	42	40	540	7	13.5	72

*2023-24 AT INDIANA, #2025 AT TULSA



85 JUSTYN REID

TE

SENIOR | NEWNAN, GA. (NEWNAN / TULANE)

CAREER HIGHS

RECEPTIONS ..... 4 VS. PITTSBURGH, 11/21/26
RECEIVING YARDS ..... 62 VS. SOUTHEASTERN LOUISIANA, 9/7/24
RECEIVING TOUCHDOWNS ..... 1, THREE TIMES
LONG RECEPTION ..... 59 VS. SOUTHEASTERN LOUISIANA, 9/7/24

GAME-BY-GAME

2023 AT SOUTHERN MISS

DATE	OPPONENT	NO	YDS	TD	AVG	LONG
9/2	ALCORN STATE	0	0	0	0.0	0
9/9	AT FLORIDA STATE	1	13	0	13.0	0
9/16	TULANE	0	0	0	0.0	0
9/23	AT ARKANSAS STATE	0	0	0	0.0	0
9/30	TEXAS STATE	0	0	0	0.0	0
10/7	OLD DOMINION	0	0	0	0.0	0
10/17	AT SOUTH ALABAMA	0	0	0	0.0	0
10/28	AT APPALACHIAN STATE	0	0	0	0.0	0
11/4	ULM	0	0	0	0.0	0
11/9	AT LOUISIANA	0	0	0	0.0	0
11/18	AT MISSISSIPPI STATE	0	0	0	0.0	0
11/25	TROY	0	0	0	0.0	0

2024 AT SOUTHERN MISS

DATE	OPPONENT	NO	YDS	TD	AVG	LONG
8/31	AT KENTUCKY	0	0	0	0.0	0
9/7	SOUTHEASTERN LOUISIANA	2	62	0	31.0	59
9/14	SOUTH FLORIDA	1	36	0	36.0	36
9/21	AT JACKSONVILLE STATE	1	11	0	11.0	11
10/12	AT ULM	1	20	0	20.0	20
10/19	ARKANSAS STATE	1	8	0	8.0	8
10/26	JAMES MADISON	0	0	0	0.0	0
11/9	MARSHALL	0	0	0	0.0	0
11/16	AT TEXAS STATE	0	0	0	0.0	0
11/23	SOUTH ALABAMA	1	8	0	8.0	0
11/30	AT TROY	0	0	0	0.0	0

2025 AT TULANE

DATE	OPPONENT	NO	YDS	TD	AVG	LONG
8/30	NORTHWESTERN	3	47	1	15.7	33
9/6	AT SOUTH ALABAMA	1	5	0	5.0	5
9/13	DUKE	0	0	0	0.0	0
9/20	AT OLE MISS	1	7	0	7.0	7
9/27	AT TULSA	1	14	0	14.0	14
10/9	EAST CAROLINA	1	19	0	19.0	19
10/18	ARMY	2	22	0	11.0	11
10/30	AT UTSA	2	16	0	8.0	10
11/7	AT MEMPHIS	1	13	0	13.0	13
11/15	FLORIDA ATLANTIC	1	15	0	15.0	15
11/22	AT TEMPLE	2	5	1	2.5	4
11/29	CHARLOTTE	1	8	0	8.0	8
12/5	VS. NORTH TEXAS	0	0	0	0.0	0
12/20	AT OLE MISS	1	29	1	29.0	0

2026

DATE	OPPONENT	NO	YDS	TD	AVG	LONG
9/6	VS. OLE MISS	0	0	0	0.0	0
9/11	VILLANOVA	0	0	0	0.0	0
9/19	SMU	1	15	0	15.0	15
9/26	WAKE FOREST	0	0	0	0.0	0
10/3	AT NC STATE	1	20	0	20.0	20
10/9	FLORIDA STATE	0	0	0	0.0	0
10/17	AT SYRACUSE	0	0	0	0.0	0
10/31	STANFORD	0	0	0	0.0	0
11/7	AT GEORGIA TECH	0	0	0	0.0	0
11/14	AT NORTH CAROLINA	0	0	0	0.0	0
11/21	PITT	4	35	0	8.8	13
11/28	AT KENTUCKY					

CAREER RECEIVING STATS

YEAR	GP	NO	YARDS	TD	AVG	LONG
2023*	12	1	13	0	13.0	13
2024*	12	7	145	0	20.7	59
2025#	14	17	200	3	11.8	33
2026	11	6	70	0	11.7	20
TOTALS	49	31	428	3	13.8	59

*2023-24 AT SOUTHERN MISS, #2025 AT TULANE



88 JALEEL SKINNER

TE

FIFTH YEAR | GREER, S.C. (IMG ACADEMY / MIAMI)

CAREER HIGHS

RECEPTIONS ..... 4, THREE TIMES
RECEIVING YARDS ..... 82, TWO TIMES
RECEIVING TOUCHDOWNS ..... 1, SEVEN TIMES
LONG RECEPTION ..... 69 VS. VILLANOVA, 9/11/25

GAME-BY-GAME

2022 AT MIAMI

DATE	OPPONENT	NO	YDS	TD	AVG	LONG
9/3	BETHUNE-COOKMAN	1	30	0	30.0	30
9/24	MIDDLE TENNESSEE	1	17	0	17.0	17
10/8	NORTH CAROLINA	3	40	0	13.3	18
10/15	VIRGINIA TECH	2	30	0	15.0	24
10/22	DUKE	1	8	0	8.0	8
11/5	FLORIDA STATE	0	0	0	0.0	0
11/12	GEORGIA TECH	1	4	1	4.0	4
11/19	CLEMSON	0	0	0	0.0	0
11/26	PITT	0	0	0	0.0	0

2023 AT MIAMI

DATE	OPPONENT	NO	YDS	TD	AVG	LONG
9/14	BETHUNE-COOKMAN	1	9	0	9.0	9
9/23	TEMPLE	0	0	0	0.0	0

2024

DATE	OPPONENT	NO	YDS	TD	AVG	LONG
8/31	AUSTIN PEAY	1	4	0	4.0	4
9/7	JACKSONVILLE STATE	0	0	0	0.0	0
9/21	GEORGIA TECH	0	0	0	0.0	0
9/28	NOTRE DAME	0	0	0	0.0	0
10/5	SMU	0	0	0	0.0	0
10/12	VIRGINIA	0	0	0	0.0	0
10/19	MIAMI	0	0	0	0.0	0
10/25	BOSTON COLLEGE	0	0	0	0.0	0
11/2	CLEMSON	0	0	0	0.0	0
11/16	STANFORD	0	0	0	0.0	0
11/23	PITT	0	0	0	0.0	0
11/30	KENTUCKY	0	0	0	0.0	0

2025

DATE	OPPONENT	NO	YDS	TD	AVG	LONG
8/30	EKU	1	12	0	12.0	12
9/5	JAMES MADISON	2	23	0	11.5	19
9/20	BOWLING GREEN	2	42	0	21.0	33
9/27	PITT	3	25	1	8.3	12
10/4	VIRGINIA	4	35	0	8.8	11
10/17	MIAMI	0	0	0	0.0	0
10/25	BOSTON COLLEGE	1	18	0	18.0	18
11/1	VIRGINIA TECH	0	0	0	0.0	0
11/8	CAL	2	-3	0	-1.5	0
11/14	CLEMSON	3	26	0	8.7	15
11/22	SMU	0	0	0	0.0	0
11/29	KENTUCKY	2	21	1	10.5	17
12/23	VS. TOLEDO	1	5	0	5.0	5

2026

DATE	OPPONENT	NO	YDS	TD	AVG	LONG
9/6	VS. OLE MISS	3	55	0	18.3	25
9/11	VILLANOVA	2	82	1	41.0	69
9/19	SMU	3	29	1	9.7	17
9/26	WAKE FOREST	4	82	1	20.5	61
10/3	AT NC STATE	2	12	0	6.0	10
10/9	FLORIDA STATE	1	-1	0	-1.0	0
10/17	AT SYRACUSE	1	16	0	16.0	16
10/31	STANFORD	1	18	0	18.0	18
11/7	AT GEORGIA TECH	3	39	0	13.0	18
11/14	AT NORTH CAROLINA	4	25	1	6.3	13
11/21	PITT	1	5	0	0.2	5
11/28	AT KENTUCKY					

CAREER STATS

YEAR	GP	NO	YARDS	TD	AVG	LONG
2022*	9	9	129	1	14.3	30
2023*	2	1	9	0	9.0	9
2024	12	1	4	0	4.0	4
2025	13	21	204	2	9.7	33
2026	11	25	362	4	14.9	69
TOTALS	47	57	708	7	12.6	69

*2022-23 AT MIAMI



90 DAYLEN RUSSELL (DL)

JUNIOR | MIAMI, FLA. (COLUMBUS / MIAMI)

CAREER HIGHS

TACKLES ..... 3, THREE TIMES
TACKLES FOR LOSS ..... 1.0, TWO TIMES
SACKS .....

GAME-BY-GAME

2025 AT MIAMI

DATE	OPPONENT	U-A-T	TFL	SACKS	FF	FR	INT	PBU
9/6	BETHUNE-COOKMAN	2-0-2	1.0	0.0	0	0	0	0
9/13	SOUTH FLORIDA	0-2-2	0.0	0.0	0	0	0	0
10/25	STANFORD	1-0-1	0.0	0.0	0	0	0	0
11/8	SYRACUSE	0-1-1	0.0	0.0	0	0	0	0
11/15	NC STATE	0-0-0	0.0	0.0	0	0	0	0

2026

DATE	OPPONENT	U-A-T	TFL	SACKS	FF	FR	INT	PBU
9/6	VS. OLE MISS	0-3-3	0.0	0.0	0	0	0	0
9/11	VILLANOVA	0-2-2	0.0	0.0	0	0	0	0
9/19	SMU	1-1-2	0.5	0.0	0	0	0	0
9/26	WAKE FOREST	1-0-1	0.0	0.0	0	0	0	0
10/3	AT NC STATE	3-0-3	0.0	0.0	0	0	0	0
10/9	FLORIDA STATE	2-0-2	1.0	0.0	0	0	0	0
10/17	AT SYRACUSE	0-3-3	0.0	0.0	0	0	0	0
10/31	STANFORD				-DNP-			
11/7	AT GEORGIA TECH	1-0-1	0.0	0.0	0	0	0	0
11/14	AT NORTH CAROLINA	0-0-0	0.0	0.0	0	0	0	0
11/21	PITT	0-1-1	0.0	0.0	0	0	0	0
11/28	AT KENTUCKY							

CAREER STATS

YEAR	GP	U-A-T	TFL	SACKS	FF	FR	INT	PBU
2025*	5	3-3-6	1.0	0.0	0	0	0	0
2026	10	8-10-18	1.5	0.0	0	0	0	0
TOTALS	15	11-13-24	2.5	0.0	0	0	0	0

*2025 AT MIAMI



95 JOSHUA DONALD (DL)

FIFTH YEAR | DURHAM, N.C. (C.E. JORDAN / HOUSTON)

CAREER HIGHS

TACKLES ..... 6 VS. JAMES MADISON, 11/23/24
TACKLES FOR LOSS ..... 3.0 VS. OLD DOMINION, 11/2/24
SACKS ..... 2.0 VS. OLD DOMINION, 11/2/24
FORCED FUMBLES ..... 1 VS. OLD DOMINION, 11/2/24
FUMBLE RECOVERIES ..... 1, TWO TIMES

GAME-BY-GAME

2022 AT SOUTHERN

DATE	OPPONENT	U-A-T	TFL	SACKS	FF	FR	INT	PBU
9/3	FLORIDA MEMORIAL	1-0-1	0.0	0.0	0	0	0	0
9/10	AT LSU	2-1-3	2.0	1.0	0	0	0	0
9/17	TEXAS SOUTHERN	0-1-1	0.0	0.0	0	0	0	0
10/1	ARKANSAS-PINE BLUFF	1-0-1	0.0	0.0	0	0	0	0
10/8	AT PRAIRIE VIEW	1-0-1	0.0	0.0	0	0	0	0
10/15	ALCORN	0-0-0	0.0	0.0	0	0	0	0
10/29	JACKSON STATE	0-0-0	0.0	0.0	0	0	0	0
11/5	FLORIDA A&M	0-1-1	0.0	0.0	0	0	0	0
11/12	MISSISSIPPI VALLEY STATE	0-0-0	0.0	0.0	0	0	0	0

2023 AT SOUTHERN

DATE	OPPONENT	U-A-T	TFL	SACKS	FF	FR	INT	PBU
9/2	AT ALABAMA STATE	0-0-0	0.0	0.0	0	0	0	0
9/9	JACKSON STATE	0-0-0	0.0	0.0	0	0	0	0
9/16	ALABAMA A&M	0-1-1	0.0	0.0	0	0	0	0
9/30	AT ARKANSAS-PINE BLUFF	2-0-2	0.0	0.0	0	0	0	0
10/7	FLORIDA A&M	1-0-1	1.0	0.0	0	0	0	0
10/21	BETHUNE-COOKMAN	2-1-3	0.0	0.0	0	0	0	0
10/28	TEXAS SOUTHERN	2-1-3	0.0	0.0	0	0	0	0
11/11	PRAIRIE VIEW	0-0-0	0.0	0.0	0	0	0	0
11/25	GRAMBLING STATE	1-0-1	1.0	1.0	0	0	0	0

2024 AT APPALACHIAN STATE

DATE	OPPONENT	U-A-T	TFL	SACKS	FF	FR	INT	PBU
8/31	ETSU	0-2-2	0.0	0.0	0	0	0	0
9/7	AT CLEMSON	0-1-1	0.0	0.0	0	0	0	0
9/14	AT EAST CAROLINA	2-3-5	1.0	1.0	0	0	0	0
9/19	SOUTH ALABAMA	0-0-0	0.0	0.0	0	0	0	0
10/5	AT MARSHALL	1-3-4	0.0	0.0	0	0	0	0
10/12	AT LOUISIANA	2-1-3	1.0	0.0	0	0	0	0
10/26	GEORGIA STATE	2-1-3	0.0	0.0	0	0	0	0
11/2	OLD DOMINION	3-1-4	3.0	2.0	1	0	0	0
11/7	AT COASTAL CAROLINA	1-0-1	0.0	0.0	0	0	0	0
11/23	JAMES MADISON	0-6-6	0.5	0.0	0	0	0	0
11/30	AT GEORGIA SOUTHERN	0-3-3	0.0	0.0	0	1	0	0

2026

DATE	OPPONENT	U-A-T	TFL	SACKS	FF	FR	INT	PBU
9/6	VS. OLE MISS	2-2-4	0.0	0.0	0	0	0	0
9/11	VILLANOVA	0-0-0	0.0	0.0	0	0	0	0
9/19	SMU	1-1-2	0.0	0.0	0	0	0	0
9/26	WAKE FOREST	1-2-3	0.0	0.0	0	0	0	0
10/3	AT NC STATE	0-1-1	0.5	0.5	0	0	0	0
10/9	FLORIDA STATE	1-1-2	0.0	0.0	0	0	0	0
10/17	AT SYRACUSE	1-1-2	0.0	0.0	0	0	0	0
10/31	STANFORD	0-2-2	0.5	0.0	0	0	0	0
11/7	AT GEORGIA TECH	0-3-3	1.0	0.0	0	0	0	0
11/14	AT NORTH CAROLINA	1-0-1	0.0	0.0	0	1	0	0
11/21	PITT	0-0-0	0.0	0.0	0	0	0	0
11/28	AT KENTUCKY							

CAREER STATS

YEAR	GP	U-A-T	TFL	SACKS	FF	FR	INT	PBU
2022*	9	5-3-8	2.0	1.0	0	0	0	0
2023*	9	8-3-11	2.0	1.0	0	0	0	0
2024#	11	11-21-32	5.5	3.0	1	1	0	0
2025%	0	0-0-0	0.0	0.0	0	0	0	0
2026	11	6-12-18	2.0	0.5	0	1	0	0
TOTALS	40	30-39-69	11.5	5.5	1	2	0	0

*2022-23 AT SOUTHERN, #2024 AT APP STATE, %2025 AT HOUSTON



98 NICK KELLER (K)

FIFTH YEAR | HEBRON, KY. (CONNER)

CAREER HIGHS

EXTRA POINTS MADE....1, TWO TIMES
EXTRA POINTS ATTEMPTED....2 VS. EASTERN KENTUCKY, 8/30/25
FIELD GOALS MADE....1, TWO TIMES
FIELD GOALS ATTEMPTED....2 AT PITT, 9/27/25
LONG FIELD GOAL....57, TWO TIMES
POINTS....3, TWO TIMES

GAME-BY-GAME

2023

DATE	OPPONENT	FGM	FGA	LONG	XPM	XPA	PTS
9/1	VS. GEORGIA TECH	0	0	0	0	0	0
9/7	MURRAY STATE	0	0	0	0	0	0
9/23	BOSTON COLLEGE	0	0	0	0	0	0
11/4	VIRGINIA TECH	0	0	0	0	0	0

2024

DATE	OPPONENT	FGM	FGA	LONG	XPM	XPA	PTS
8/31	AUSTIN PEAY	0	0	0	1	1	1
9/21	GEORGIA TECH	0	0	0	0	0	0
9/28	AT NOTRE DAME	0	0	0	0	0	0
10/19	MIAMI (FL)	0	0	0	0	0	0
10/25	AT BOSTON COLLEGE	0	0	0	0	0	0
11/2	AT CLEMSON	0	0	0	0	0	0
11/16	AT STANFORD	0	0	0	0	0	0
11/23	PITT	0	0	0	0	0	0
11/30	AT KENTUCKY	0	0	0	0	0	0
12/31	VS. WASHINGTON	0	0	0	0	0	0

2025

DATE	OPPONENT	FGM	FGA	LONG	XPM	XPA	PTS
8/30	EKU	0	0	0	1	2	1
9/5	JAMES MADISON	0	0	0	0	0	0
9/20	BOWLING GREEN	1	1	57	0	0	3
9/27	PITT	1	2	57	0	0	3
10/4	VIRGINIA	0	0	0	0	0	0
10/17	MIAMI	0	0	0	0	0	0
10/25	BOSTON COLLEGE	0	0	0	0	0	0
11/1	VIRGINIA TECH	0	0	0	0	0	0
11/8	CAL	0	0	0	0	0	0
11/14	CLEMSON	0	1	0	0	0	0
11/22	SMU	0	0	0	0	0	0
11/29	KENTUCKY	0	0	0	0	0	0
12/23	VS. TOLEDO	0	0	0	0	0	0

2026

DATE	OPPONENT	FGM	FGA	LONG	XPM	XPA	PTS
9/6	VS. OLE MISS	0	0	0	0	0	0
9/11	VILLANOVA	0	0	0	0	0	0
9/19	SMU	0	0	0	0	0	0
9/26	WAKE FOREST	0	1	0	0	0	0
10/3	AT NC STATE	0	0	0	0	0	0
10/9	FLORIDA STATE	0	0	0	0	0	0
10/17	AT SYRACUSE	0	0	0	0	0	0
10/31	STANFORD	0	0	0	0	0	0
11/7	AT GEORGIA TECH	0	0	0	0	0	0
11/14	AT NORTH CAROLINA	0	0	0	0	0	0
11/21	PITT	0	0	0	0	0	0
11/28	AT KENTUCKY						

CAREER STATS

YEAR	GP	FGM-A	FG%	LONG	XPM-A	XP%	PTS
2023	4	0-0	0.0	0	0-0	0.0	0
2024	10	0-0	0.0	0	1-1	100	1
2025	13	2-4	50.0	57	1-2	50.0	7
2026	11	0-1	0.0	0	0-0	0.0	0
TOTALS	36	2-5	40.0	57	2-3	66.7	8

FIELD GOAL BREAKDOWN

YEAR	17-29	30-39	40-49	50+
2023	0-0	0-0	0-0	0-0
2024	0-0	0-0	0-0	0-0
2025	0-0	0-0	0-1	2-3
2026	0-0	0-0	0-0	0-1
TOTALS	0-0	0-0	0-1	2-4



99 JEROD SMITH II (DL)

JUNIOR | SOMERSET, KY. (CORBIN / KENTUCKY) juh-ROD

CAREER HIGHS

TACKLES....7 AT LOUISVILLE, 11/29/25
TACKLES FOR LOSS....1.5, TWO TIMES
SACKS....1.0, TWO TIMES
FORCED FUMBLES....1 AT LOUISVILLE, 11/29/25
FUMBLE RECOVERIES....1 VS. WAKE FOREST 9/26/26

GAME-BY-GAME

2024 AT KENTUCKY

DATE	OPPONENT	U-A-T	TFL	SACKS	FF	FR	INT	PBU
8/31	SOUTHERN MISS	0-0-0	0.0	0.0	0	0	0	0
9/7	SOUTH CAROLINA	0-0-0	0.0	0.0	0	0	0	0
9/14	GEORGIA	0-0-0	0.0	0.0	0	0	0	0
9/21	OHIO	0-0-0	0.0	0.0	0	0	0	0
9/28	AT OLE MISS	1-0-1	0.0	0.0	0	0	0	0
10/12	VANDERBILT	0-0-0	0.0	0.0	0	0	0	0
10/19	AT FLORIDA	0-1-1	0.0	0.0	0	0	0	0
10/28	AUBURN	0-1-1	0.5	0.0	0	0	0	0
11/2	AT TENNESSEE	0-1-1	0.0	0.0	0	0	0	0
11/16	MURRAY STATE	0-0-0	0.0	0.0	0	0	0	0
11/23	AT TEXAS	1-0-1	0.0	0.0	0	0	0	0
11/30	LOUISVILLE	2-0-2	0.0	0.0	0	0	0	0

2025 AT KENTUCKY

DATE	OPPONENT	U-A-T	TFL	SACKS	FF	FR	INT	PBU
8/30	TOLEDO	2-2-4	0.0	0.0	0	0	0	0
9/6	OLE MISS	1-1-2	0.0	0.0	0	0	0	0
9/13	EASTERN MICHIGAN	0-1-1	0.0	0.0	0	0	0	0
9/27	AT SOUTH CAROLINA	1-1-2	0.0	0.0	0	0	0	0
10/4	AT GEORGIA	2-0-2	1.0	0.0	0	0	0	0
10/18	TEXAS	0-0-0	0.0	0.0	0	0	0	0
10/25	TENNESSEE	2-0-2	1.0	0.0	0	0	0	0
11/1	AT AUBURN	2-0-2	1.0	0.0	0	0	0	0
11/8	FLORIDA	1-1-2	0.0	0.0	0	0	0	0
11/15	TENNESSEE TECH	1-0-1	0.0	0.0	0	0	0	0
11/22	AT VANDERBILT	1-1-2	1.0	1.0	0	0	0	0
11/29	AT LOUISVILLE	5-2-7	1.0	0.0	1	0	0	0

2026

DATE	OPPONENT	U-A-T	TFL	SACKS	FF	FR	INT	PBU
9/6	VS. OLE MISS	0-0-0	0.0	0.0	0	0	0	0
9/11	VILLANOVA	0-1-1	0.0	0.0	0	0	0	0
9/19	SMU	0-2-2	0.0	0.0	0	0	0	0
9/26	WAKE FOREST	1-2-3	1.5	1.0	0	1	0	0
10/3	AT NC STATE	3-1-4	1.0	0.0	0	0	0	0
10/9	FLORIDA STATE	1-2-3	0.5	0.0	0	0	0	0
10/17	AT SYRACUSE	1-2-3	1.5	0.5	0	0	0	0
10/31	STANFORD			-DNP-				
11/7	AT GEORGIA TECH	2-1-3	0.0	0.0	0	0	0	0
11/14	AT NORTH CAROLINA	1-0-1	0	0	0	0	0	1
11/21	PITT			-DNP-				
11/28	AT KENTUCKY							

CAREER STATS

YEAR	GP	U-A-T	TFL	SACKS	FF	FR	INT	PBU
2024*	12	4-3-7	0.5	0.0	0	0	0	0
2025*	12	18-9-27	5.0	1.0	1	0	0	0
2026	9	9-11-20	4.5	1.5	0	1	0	1
TOTALS	33	31-23-54	10.0	2.5	1	1	0	1

*2024-25 AT KENTUCKY