

## Technical Specifications

Current (customizable)	Range/Resolution	Accuracy	Range/Resolution	Accuracy
200A			0.1uΩ~1999.9uΩ: 0.1uΩ	±(0.4%rdg+0.04%FS)
100A	0.1uΩ~1999.9uΩ: 0.1uΩ			
100A	2.000mΩ~9.999mΩ: 0.001mΩ	±(0.4%rdg+0.04%FS)	2.000mΩ~9.999mΩ: 0.001mΩ	±(0.4%rdg+0.04%FS)
50A	10.00mΩ~99.99mΩ: 0.01mΩ		10.00mΩ~99.99mΩ: 0.01mΩ	
5A	100.0mΩ~499.9mΩ: 0.1mΩ 500mΩ~1000mΩ: 1mΩ	±(0.4%rdg+0.6%FS)	100.0mΩ~499.9mΩ: 0.1mΩ 500mΩ~2000mΩ: 1mΩ	±(0.4%rdg+0.6%FS)
Functions	1, To test the contact resistance of low/medium/high-voltage circuit breakers; 2, To test bus connections and other high-current connection points.			
Resistance measurement	0.1uΩ~1000mΩ: 0.1uΩ		0.1uΩ~2000mΩ: 0.1uΩ	
Test method	1. Four-wire Kelvin test; 2. Separation of current and voltage electrodes eliminates internal wiring impedance and contact resistance for more accurate measurements; 3. Minimizes measurement errors to achieve high-precision results when measuring low-resistance components.			
Noise suppression	At 100 mV differential pressure, the noise frequency of the test lead is 50-60 Hz.			
Stepping test current	1. 5A~ 100A DC ; 2. Stepping current: 5A/10A		1. 5A~ 200A DC ; 2. Stepping current: 5A/10A	
Test time	10S, 20S, 30S, 60S, stepping time: 1s.			
Test duration	The maximum continuous testing time for a single run is 60 seconds.			
Resistance value comparison	1, Pre-set value: 0.000~9999.9mΩ; 2, Compare measured and set resistance values, automatically display "PASS" or "FAIL"			
Over range indication	1, Low Limit Alert: When the loop resistance measurement is low limit, the measurement interface will display "LO"; 2, Over-limit indication: when the loop resistance measurement exceeds the limit, the measurement interface will display "OL";			
Self-inspection	1, Yes, Self-calibration via standard accessory "shunt" to verify measurement accuracy and ensure reliable data. 2, UT625A: 750μΩ; UT625B: 375μΩ			
Open circuit voltage	UT625A (voltage: 5V DC) UT625B (voltage: 10V DC)			
Overheating protection	√			
Output power	Measurement power ≤ 250W			
Display	7 inch color LCD			
Printer	Built-in thermal printer			
Input power supply	AC198V~242V (50/60Hz)			
Data Communication	Supports PC connection (via USB cable). 1, Real-time analysis; 2, Historical data review; 3, Excel report generation.			
Data storage	200 sets; auto/manual save, Circular save			
Backlight	5 levels adjustable backlight			

**UNI-TREND**  
**TECHNOLOGY**



[meters.uni-trend.com](http://meters.uni-trend.com)



**UNI-T**

# 100A/200A LOW RESISTANCE OHM METER

**UT625A/B**



The UT625A/UT625B is a low resistance tester for measuring switchgear contact and loop resistance using 100A/200A DC current.

It's used for testing high-voltage switches, transformers, busbars, and new energy equipment in power, rail, and energy sectors.

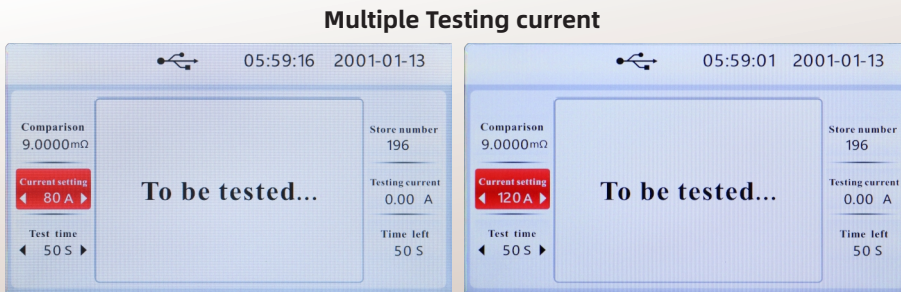






### Loop resistance measurement

- 1, UT625A: 100A Test current; 0.1uΩ~1000mΩ
- 2, UT625B: 200A Test current; 0.1uΩ~2000mΩ
- 3, 0.1 μΩ high resolution




UT625A: adjustable testing current (5A, 10A, ..., 100A), stepping current: 5A or 10A  
 UT625B: adjustable testing current (5A, 10A, ..., 200A), stepping current: 5A or 10A

Multiple testing current, more application scenarios, high efficiency.

### Product Self-Test Mode



UT625A: 750μΩ



UT625B: 375μΩ

The instrument can perform self-tests using an accessory standard resistor to verify measurement accuracy and ensure data reliability.



### Four-wire (kelvin) testing method

1, The four-wire (Kelvin) method separates the current and voltage electrodes, eliminating the internal impedance of the instrument and the contact resistance of test leads, thereby significantly improving measurement accuracy.

2, This technique is particularly effective for low-resistance measurements, minimizing errors and enhancing precision.

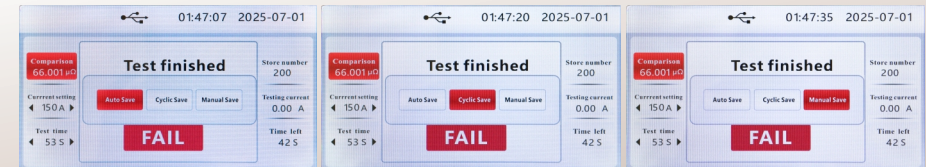


### Timing test



1, adjustable testing time; 2, 10s, 11s, ..., 59s, 60s

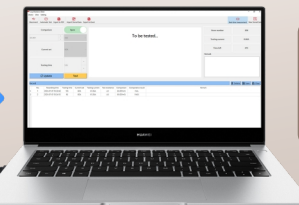
### Data storage



1, up to 200 sets data storage; 2, Save Automatic/Manual/Cyclically

### Data communication

After connecting to the host computer software via USB:




- 1, Real-time analysis
- 2, Historical data review
- 3, Excel report generation

### Built-in printer



- 1, Historical data can be printed.
- 2, Thermal paper specifications: 57 x 30: 57mm(W) x diameter: 30mm;
- 3, Status information: measurement date & time
- 4, Real-time data: DC resistance, tested current

### Safety protection



Heat vent

Built-in protection against, discharge hazards, and overheating