

## 202D - TL10 - S1450 - M1 - M 750W - B

型號  
Model

孔型與導程  
Hole type and Lead

行程  
Stroke

馬達方向  
Motor direction

馬達廠牌及出力  
Motor brand and output

煞車  
Brake

- T 底部通孔  
Through hole
- Y 底部牙孔  
Thread hole

馬達方向 Motor direction

- M1 馬達內置 Motor inside position
- M2 馬達外置 Motor outside position
- M3 馬達外置右側 Motor outside, rightward position
- M4 馬達外置左側 Motor outside, leftward position
- M5 馬達外置上方 Motor outside, upper position
- M6 馬達外置下方 Motor outside, lower position

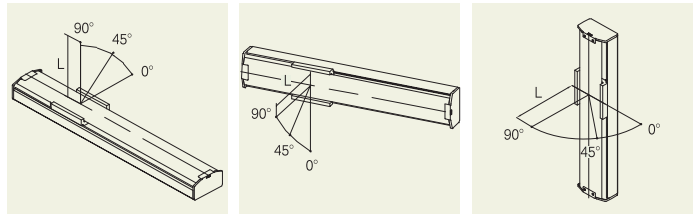
馬達廠牌及出力 Motor brand and output

- H 上銀 Hiwin
- X 西門子 Siemens
- M 三菱 Mitsubishi
- Y 安川 Yaskawa
- P 松下 Panasonic
- F 富士 Fuji
- T 台達 Delta

### 202D規格表(202D Specification):

|                                  |                              |      |      |      |      |    |
|----------------------------------|------------------------------|------|------|------|------|----|
| 馬達出力<br>AC Servo motor output(W) | 750W                         |      |      |      |      |    |
| 重覆定位精度<br>Repeatability(mm)      | ±0.01                        |      |      |      |      |    |
| 滾珠螺桿外徑<br>B.S(Ø)                 | 25                           | 25   | 32   | 25   | 32   |    |
| 滾珠螺桿導程<br>Lead(mm)               | 5                            | 10   | 20   | 25   | 32   |    |
| 最快速度<br>Maximun speed(mm/sec)    | 250                          | 500  | 1000 | 1250 | 1600 |    |
| 最大載重<br>Maximun payload(kg)      | 水平使用<br>(H)                  | 120  | 100  | 85   | 75   | 65 |
|                                  | 垂直使用<br>(V)                  | 55   | 45   | 25   | 23   | 20 |
| 額定推力<br>Rated thrust(N)          | 2050                         | 1025 | 560  | 420  | 350  |    |
| 行程<br>Stroke(mm)                 | 100~1450<br>50 間隔 (interval) |      |      |      |      |    |

### 線性滑軌23x22-2支 (Linear Guide23x22-2 )



水平安裝應用(單位:mm)  
Horizontal use

| 導程<br>Lead | 荷重<br>Payload | 0°  | 45° | 90°  |
|------------|---------------|-----|-----|------|
| Lead 32    | 45kg          | 482 | 603 | 1008 |
|            | 55kg          | 223 | 393 | 835  |
|            | 65kg          | 189 | 244 | 525  |
| Lead 20    | 50kg          | 765 | 922 | 1449 |
|            | 70kg          | 454 | 571 | 1216 |
|            | 85kg          | 305 | 393 | 935  |
| Lead 10    | 60kg          | 603 | 770 | 1493 |
|            | 80kg          | 400 | 511 | 1236 |
|            | 100kg         | 188 | 243 | 1019 |
| Lead 5     | 85kg          | 408 | 539 | 1366 |
|            | 100kg         | 227 | 291 | 1078 |
|            | 120kg         | 83  | 100 | 904  |

牆面安裝應用(單位:mm)  
Wall installation use

| 導程<br>Lead | 荷重<br>Payload | 0°   | 45° | 90° |
|------------|---------------|------|-----|-----|
| Lead 32    | 45kg          | 700  | 354 | 412 |
|            | 55kg          | 543  | 235 | 325 |
|            | 65kg          | 399  | 141 | 235 |
| Lead 20    | 50kg          | 1305 | 601 | 588 |
|            | 70kg          | 1002 | 427 | 397 |
|            | 85kg          | 731  | 298 | 265 |
| Lead 10    | 60kg          | 1095 | 531 | 502 |
|            | 80kg          | 737  | 430 | 378 |
|            | 100kg         | 581  | 237 | 195 |
| Lead 5     | 85kg          | 987  | 421 | 387 |
|            | 100kg         | 645  | 303 | 216 |
|            | 120kg         | 412  | 157 | 89  |

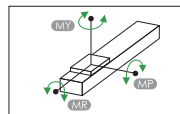
垂直安裝應用(單位:mm)  
During vertical use

| 導程<br>Lead | 荷重<br>Payload | 0°   | 45°  | 90°  |
|------------|---------------|------|------|------|
| Lead 32    | 10kg          | 1175 | 802  | 1175 |
|            | 15kg          | 893  | 560  | 893  |
|            | 20kg          | 531  | 278  | 531  |
| Lead 20    | 15kg          | 1270 | 903  | 1270 |
|            | 20kg          | 876  | 678  | 876  |
|            | 25kg          | 753  | 468  | 753  |
| Lead 10    | 20kg          | 1810 | 1238 | 1810 |
|            | 30kg          | 1152 | 791  | 1152 |
|            | 45kg          | 713  | 564  | 713  |
| Lead 5     | 30kg          | 979  | 631  | 979  |
|            | 40kg          | 669  | 370  | 669  |
|            | 55kg          | 222  | 48   | 222  |

\*滑塊表面中心到搬送物重心的距離(僅供參考)

Distance center of slider top to center of gravity of object being transported (For reference only)

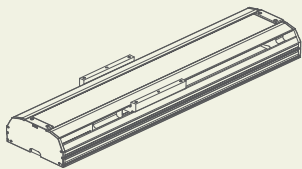
靜態容許負載力矩  
Static Loading Moment



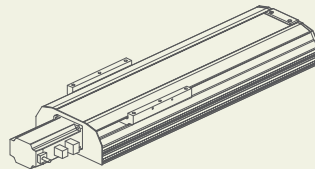
(單位:N.m) (Unit:N.m)

水平使用時 Static Loading Moment

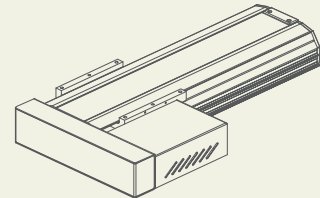
|    |      |
|----|------|
| MY | 1032 |
| MP | 1034 |
| MR | 908  |



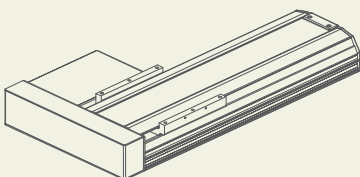
M1



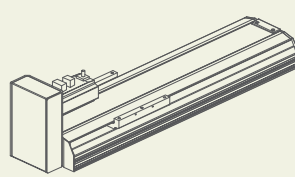
M2



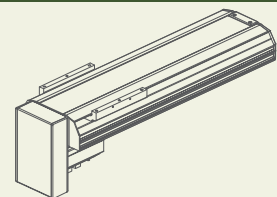
M3



M4

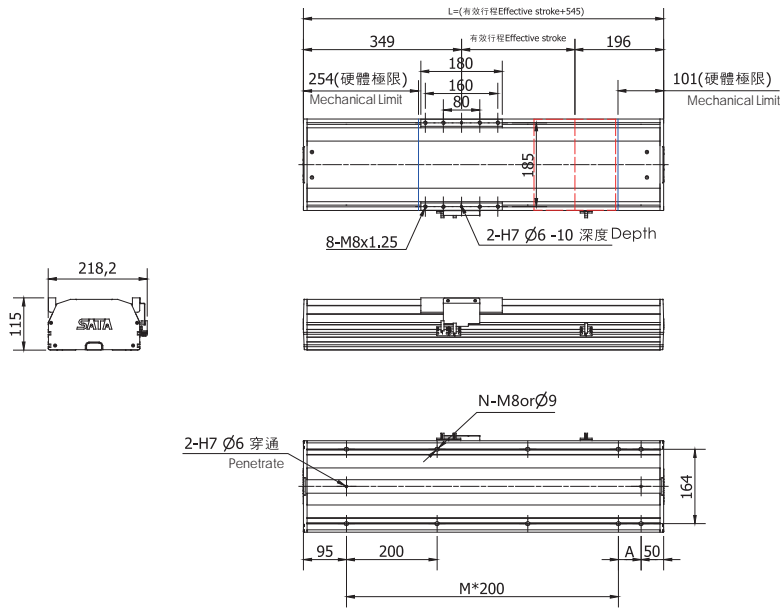


M5



M6

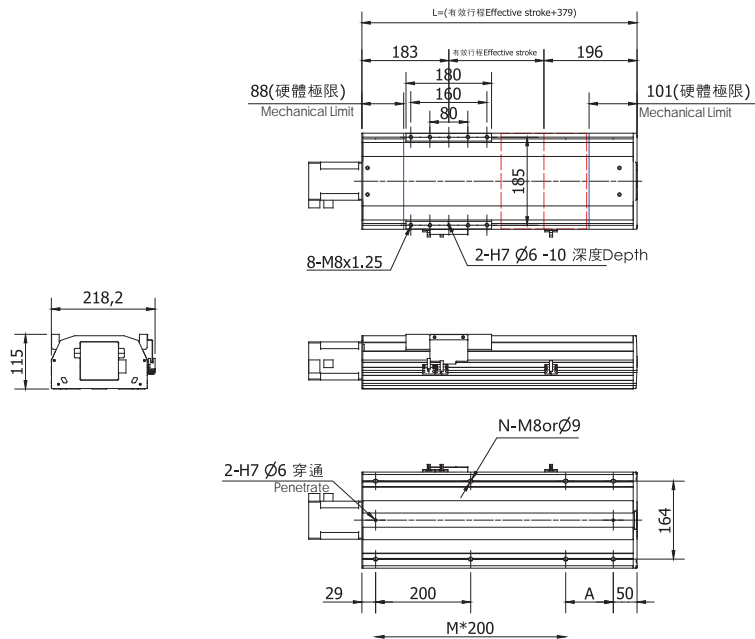
# M1



| 行程 Stroke | 100 | 150 | 200 | 250 | 300 | 350 | 400 | 450 | 500  | 550  | 600  | 650  | 700  | 750  | 800  | 850  | 900  | 950  | 1000 | 1050 | 1100 | 1150 | 1200 | 1250 | 1300 | 1350 | 1400 | 1450 |
|-----------|-----|-----|-----|-----|-----|-----|-----|-----|------|------|------|------|------|------|------|------|------|------|------|------|------|------|------|------|------|------|------|------|
| L         | 645 | 695 | 745 | 795 | 845 | 895 | 945 | 995 | 1045 | 1095 | 1145 | 1195 | 1245 | 1295 | 1345 | 1395 | 1445 | 1495 | 1545 | 1595 | 1645 | 1695 | 1745 | 1795 | 1845 | 1895 | 1945 | 1995 |
| A         | 100 | 150 | 200 | 50  | 100 | 150 | 200 | 50  | 100  | 150  | 200  | 50   | 100  | 150  | 200  | 50   | 100  | 150  | 200  | 50   | 100  | 150  | 200  | 50   | 100  | 150  | 200  | 50   |
| M         | 2   | 2   | 2   | 3   | 3   | 3   | 3   | 4   | 4    | 4    | 4    | 5    | 5    | 5    | 5    | 6    | 6    | 6    | 6    | 7    | 7    | 7    | 7    | 8    | 8    | 8    | 8    | 9    |
| N         | 8   | 8   | 8   | 10  | 10  | 10  | 10  | 12  | 12   | 12   | 12   | 14   | 14   | 14   | 14   | 16   | 16   | 16   | 16   | 18   | 18   | 18   | 18   | 20   | 20   | 20   | 20   | 22   |
| 重量(kg)    | 15  | 17  | 18  | 20  | 21  | 23  | 24  | 26  | 27   | 29   | 30   | 32   | 33   | 35   | 36   | 38   | 39   | 41   | 42   | 44   | 45   | 47   | 48   | 50   | 51   | 53   | 54   | 56   |

※本公司享有變更規格之權益，恕不另行通知 ※Drawings and specifications are subject to change without prior notice.

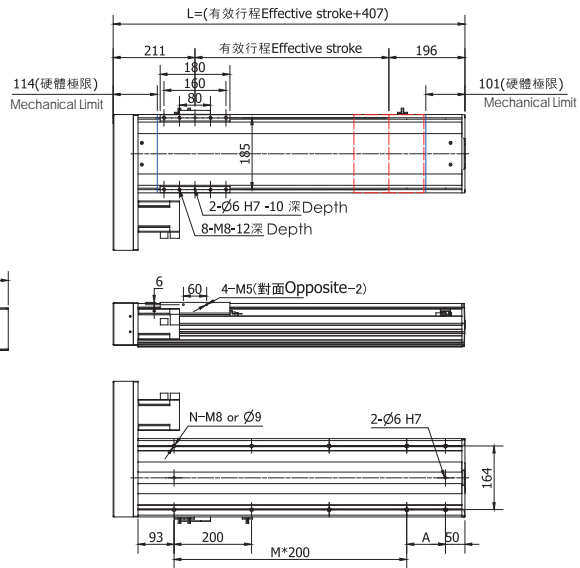
# M2



| 行程 Stroke | 100 | 150 | 200 | 250 | 300 | 350 | 400 | 450 | 500 | 550 | 600 | 650  | 700  | 750  | 800  | 850  | 900  | 950  | 1000 | 1050 | 1100 | 1150 | 1200 | 1250 | 1300 | 1350 | 1400 | 1450 |
|-----------|-----|-----|-----|-----|-----|-----|-----|-----|-----|-----|-----|------|------|------|------|------|------|------|------|------|------|------|------|------|------|------|------|------|
| L         | 479 | 529 | 579 | 629 | 679 | 729 | 779 | 829 | 879 | 929 | 979 | 1029 | 1079 | 1129 | 1179 | 1229 | 1279 | 1329 | 1379 | 1429 | 1479 | 1529 | 1579 | 1629 | 1679 | 1729 | 1779 | 1829 |
| A         | 200 | 50  | 100 | 150 | 200 | 50  | 100 | 150 | 200 | 50  | 100 | 150  | 200  | 50   | 100  | 150  | 200  | 50   | 100  | 150  | 200  | 50   | 100  | 150  | 200  | 50   | 100  | 150  |
| M         | 1   | 2   | 2   | 2   | 3   | 3   | 3   | 3   | 4   | 4   | 4   | 4    | 5    | 5    | 5    | 5    | 6    | 6    | 6    | 6    | 7    | 7    | 7    | 7    | 8    | 8    | 8    | 8    |
| N         | 6   | 8   | 8   | 8   | 8   | 10  | 10  | 10  | 10  | 12  | 12  | 12   | 12   | 14   | 14   | 14   | 14   | 16   | 16   | 16   | 16   | 18   | 18   | 18   | 18   | 19   | 19   | 19   |
| 重量(kg)    | 14  | 15  | 17  | 18  | 20  | 21  | 23  | 24  | 26  | 27  | 29  | 30   | 32   | 33   | 35   | 36   | 38   | 39   | 41   | 42   | 44   | 45   | 47   | 48   | 50   | 51   | 53   | 54   |

※本公司享有變更規格之權益，恕不另行通知 ※Drawings and specifications are subject to change without prior notice.

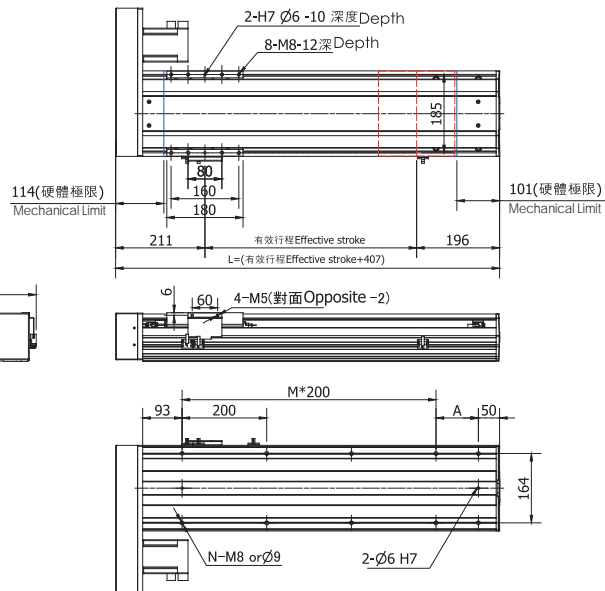
## M3



| 行程 Stroke | 100 | 150 | 200 | 250 | 300 | 350 | 400 | 450 | 500 | 550 | 600  | 650  | 700  | 750  | 800  | 850  | 900  | 950  | 1000 | 1050 | 1100 | 1150 | 1200 | 1250 | 1300 | 1350 | 1400 | 1450 |
|-----------|-----|-----|-----|-----|-----|-----|-----|-----|-----|-----|------|------|------|------|------|------|------|------|------|------|------|------|------|------|------|------|------|------|
| L         | 507 | 557 | 607 | 657 | 707 | 757 | 807 | 857 | 907 | 957 | 1007 | 1057 | 1107 | 1157 | 1207 | 1257 | 1307 | 1357 | 1407 | 1457 | 1507 | 1557 | 1607 | 1657 | 1707 | 1757 | 1807 | 1857 |
| A         | 100 | 150 | 200 | 50  | 100 | 150 | 200 | 50  | 100 | 150 | 200  | 50   | 100  | 150  | 200  | 50   | 100  | 150  | 200  | 50   | 100  | 150  | 200  | 50   | 100  | 150  | 200  | 50   |
| M         | 1   | 1   | 2   | 2   | 2   | 2   | 3   | 3   | 3   | 3   | 4    | 4    | 4    | 4    | 5    | 5    | 5    | 5    | 6    | 6    | 6    | 6    | 7    | 7    | 7    | 7    | 8    | 8    |
| N         | 6   | 6   | 8   | 8   | 8   | 8   | 10  | 10  | 10  | 10  | 12   | 12   | 12   | 12   | 14   | 14   | 14   | 14   | 16   | 16   | 16   | 16   | 18   | 18   | 18   | 18   | 20   | 20   |
| 重量(kg)    | 17  | 18  | 19  | 21  | 23  | 24  | 26  | 27  | 28  | 29  | 30   | 32   | 33   | 35   | 36   | 38   | 39   | 41   | 42   | 45   | 46   | 48   | 49   | 51   | 52   | 54   | 57   | 58   |

※本公司享有變更規格之權益，恕不另行通知 ※Drawings and specifications are subject to change without prior notice.

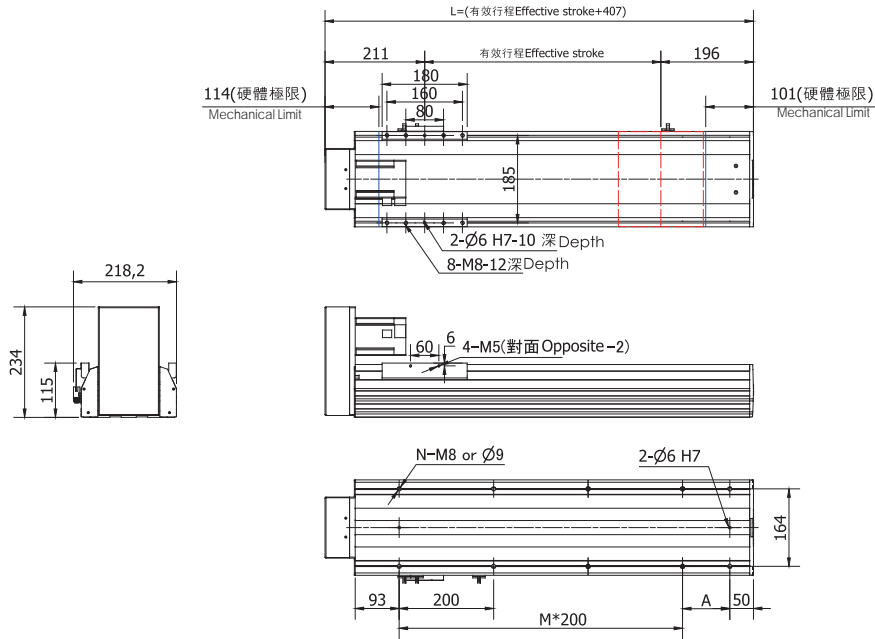
## M4



| 行程 Stroke | 100 | 150 | 200 | 250 | 300 | 350 | 400 | 450 | 500 | 550 | 600  | 650  | 700  | 750  | 800  | 850  | 900  | 950  | 1000 | 1050 | 1100 | 1150 | 1200 | 1250 | 1300 | 1350 | 1400 | 1450 |
|-----------|-----|-----|-----|-----|-----|-----|-----|-----|-----|-----|------|------|------|------|------|------|------|------|------|------|------|------|------|------|------|------|------|------|
| L         | 507 | 557 | 607 | 657 | 707 | 757 | 807 | 857 | 907 | 957 | 1007 | 1057 | 1107 | 1157 | 1207 | 1257 | 1307 | 1357 | 1407 | 1457 | 1507 | 1557 | 1607 | 1657 | 1707 | 1757 | 1807 | 1857 |
| A         | 100 | 150 | 200 | 50  | 100 | 150 | 200 | 50  | 100 | 150 | 200  | 50   | 100  | 150  | 200  | 50   | 100  | 150  | 200  | 50   | 100  | 150  | 200  | 50   | 100  | 150  | 200  | 50   |
| M         | 1   | 1   | 2   | 2   | 2   | 2   | 3   | 3   | 3   | 3   | 4    | 4    | 4    | 4    | 5    | 5    | 5    | 5    | 6    | 6    | 6    | 6    | 7    | 7    | 7    | 7    | 8    | 8    |
| N         | 6   | 6   | 8   | 8   | 8   | 8   | 10  | 10  | 10  | 10  | 12   | 12   | 12   | 12   | 14   | 14   | 14   | 14   | 16   | 16   | 16   | 16   | 18   | 18   | 18   | 18   | 20   | 20   |
| 重量(kg)    | 17  | 18  | 19  | 21  | 23  | 24  | 26  | 27  | 28  | 29  | 30   | 32   | 33   | 35   | 36   | 38   | 39   | 41   | 42   | 45   | 46   | 48   | 49   | 51   | 52   | 54   | 57   | 58   |

※本公司享有變更規格之權益，恕不另行通知 ※Drawings and specifications are subject to change without prior notice.

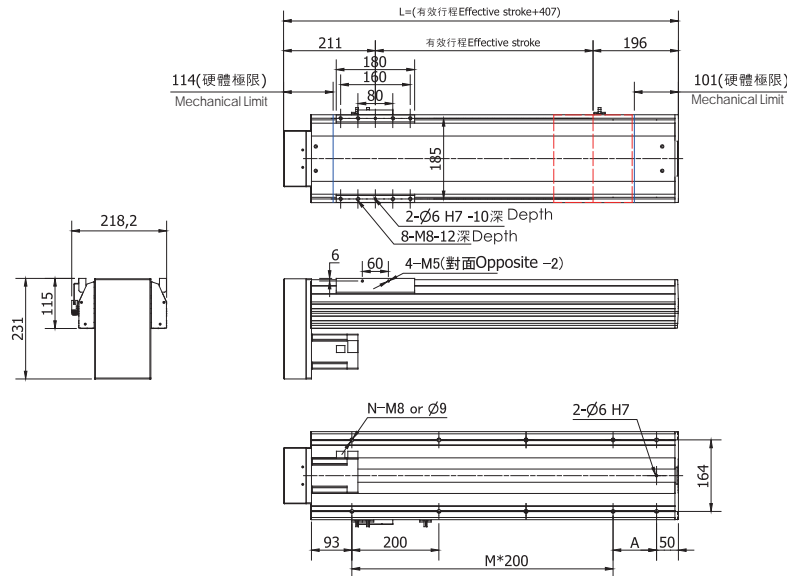
# M5



| 行程 Stroke | 100 | 150 | 200 | 250 | 300 | 350 | 400 | 450 | 500 | 550 | 600  | 650  | 700  | 750  | 800  | 850  | 900  | 950  | 1000 | 1050 | 1100 | 1150 | 1200 | 1250 | 1300 | 1350 | 1400 | 1450 |
|-----------|-----|-----|-----|-----|-----|-----|-----|-----|-----|-----|------|------|------|------|------|------|------|------|------|------|------|------|------|------|------|------|------|------|
| L         | 507 | 557 | 607 | 657 | 707 | 757 | 807 | 857 | 907 | 957 | 1007 | 1057 | 1107 | 1157 | 1207 | 1257 | 1307 | 1357 | 1407 | 1457 | 1507 | 1557 | 1607 | 1657 | 1707 | 1757 | 1807 | 1857 |
| A         | 100 | 150 | 200 | 50  | 100 | 150 | 200 | 50  | 100 | 150 | 200  | 50   | 100  | 150  | 200  | 50   | 100  | 150  | 200  | 50   | 100  | 150  | 200  | 50   | 100  | 150  | 200  | 50   |
| M         | 1   | 1   | 2   | 2   | 2   | 2   | 3   | 3   | 3   | 3   | 4    | 4    | 4    | 4    | 5    | 5    | 5    | 5    | 6    | 6    | 6    | 6    | 7    | 7    | 7    | 7    | 8    | 8    |
| N         | 6   | 6   | 8   | 8   | 8   | 8   | 10  | 10  | 10  | 10  | 12   | 12   | 12   | 12   | 14   | 14   | 14   | 14   | 16   | 16   | 16   | 16   | 18   | 18   | 18   | 18   | 20   | 20   |
| 重量(kg)    | 17  | 18  | 19  | 21  | 23  | 24  | 26  | 27  | 28  | 29  | 30   | 32   | 33   | 35   | 36   | 38   | 39   | 41   | 42   | 45   | 46   | 48   | 49   | 51   | 52   | 54   | 57   | 58   |

※本公司享有變更規格之權益，恕不另行通知 ※Drawings and specifications are subject to change without prior notice.

# M6



| 行程 Stroke | 100 | 150 | 200 | 250 | 300 | 350 | 400 | 450 | 500 | 550 | 600  | 650  | 700  | 750  | 800  | 850  | 900  | 950  | 1000 | 1050 | 1100 | 1150 | 1200 | 1250 | 1300 | 1350 | 1400 | 1450 |
|-----------|-----|-----|-----|-----|-----|-----|-----|-----|-----|-----|------|------|------|------|------|------|------|------|------|------|------|------|------|------|------|------|------|------|
| L         | 507 | 557 | 607 | 657 | 707 | 757 | 807 | 857 | 907 | 957 | 1007 | 1057 | 1107 | 1157 | 1207 | 1257 | 1307 | 1357 | 1407 | 1457 | 1507 | 1557 | 1607 | 1657 | 1707 | 1757 | 1807 | 1857 |
| A         | 100 | 150 | 200 | 50  | 100 | 150 | 200 | 50  | 100 | 150 | 200  | 50   | 100  | 150  | 200  | 50   | 100  | 150  | 200  | 50   | 100  | 150  | 200  | 50   | 100  | 150  | 200  | 50   |
| M         | 1   | 1   | 2   | 2   | 2   | 2   | 3   | 3   | 3   | 3   | 4    | 4    | 4    | 4    | 5    | 5    | 5    | 5    | 6    | 6    | 6    | 6    | 7    | 7    | 7    | 7    | 8    | 8    |
| N         | 6   | 6   | 8   | 8   | 8   | 8   | 10  | 10  | 10  | 10  | 12   | 12   | 12   | 12   | 14   | 14   | 14   | 14   | 16   | 16   | 16   | 16   | 18   | 18   | 18   | 18   | 20   | 20   |
| 重量(kg)    | 17  | 18  | 19  | 21  | 23  | 24  | 26  | 27  | 28  | 29  | 30   | 32   | 33   | 35   | 36   | 38   | 39   | 41   | 42   | 45   | 46   | 48   | 49   | 51   | 52   | 54   | 57   | 58   |

※本公司享有變更規格之權益，恕不另行通知 ※Drawings and specifications are subject to change without prior notice.