

## CNK5-L10-S100- M2- M100W -B

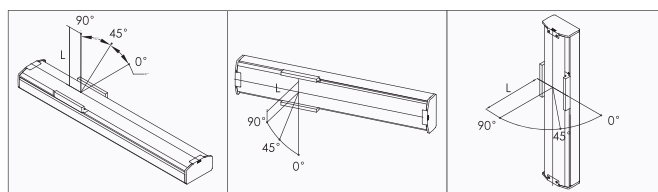
型號 Model      導程 Lead      行程 Stroke      馬達方向 Motor direction      馬達廠牌及出力 Model brand and output      剎車 Brake

M2 馬達外置 Motor outside position  
 M3 馬達外置右側 Motor outside ,rightward position  
 M4 馬達外置左側 Motor outside , leftward position  
 M6 馬達外置下方 Motor outside ,lower position

H 上銀 Hiwin  
 X 西門子 Siemens  
 M 三菱 Mitsubishi  
 Y 安川 Yaskawa  
 P 松下 Panasonic  
 F 富士 Fuji  
 T 台達 Delta

### CNK5規格表(CNK5 Specification)

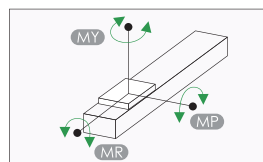
|                               |                            |            |
|-------------------------------|----------------------------|------------|
| 馬達出力<br>Step motor output     | 100W                       |            |
| 重複定位精度<br>Repeatability(mm)   | ±0.01                      |            |
| 滾珠絲桿外徑<br>B.S(Ø)              | Ø12                        |            |
| 滾珠螺桿導程<br>Lead(mm)            | 5                          | 10         |
| 最快速度<br>Maximun speed(mm/sec) | 250                        | 500        |
| 最大載重<br>Maximum payload(kg)   | 水平使用<br>(H)                | 30      15 |
|                               | 垂直使用<br>(v)                | 10      5  |
| 額定推力<br>Rated thrus(N)        | 327                        | 163        |
| 行程<br>Stroke(mm)              | 100-800<br>50間隔 (interval) |            |



| 水平安裝應用: 單位Unit:mm<br>Horizontal use |               |     |     | 牆面安裝應用:單位Unit:mm<br>Wall installation use |            |               |     | 垂直安裝應用: 單位Unit:mm<br>During vertical use |     |            |               |     |     |     |
|-------------------------------------|---------------|-----|-----|---|------------|---------------|-----|--|-----|------------|---------------|-----|-----|-----|
| 導程<br>Lead                          | 荷重<br>Payload | 0°  | 45° | 90°                                       | 導程<br>Lead | 荷重<br>Payload | 0°  | 45°                                      | 90° | 導程<br>Lead | 荷重<br>Payload | 0°  | 45° | 90° |
| Lead 10                             | 5kg           | 380 | 260 | 600                                       | Lead 10    | 5kg           | 600 | 210                                      | 153 | Lead 10    | 1kg           | 680 | 260 | 580 |
|                                     | 10kg          | 258 | 186 | 370                                       |            | 10kg          | 370 | 140                                      | 86  |            | 3kg           | 458 | 186 | 458 |
|                                     | 15kg          | 120 | 80  | 160                                       |            | 15kg          | 250 | 76                                       | 66  |            | 5kg           | 220 | 110 | 220 |
|                                     | 10kg          | 420 | 270 | 650                                       |            | 10kg          | 550 | 310                                      | 150 |            | 6kg           | 380 | 270 | 380 |
|                                     | 20kg          | 230 | 170 | 380                                       |            | 20kg          | 350 | 132                                      | 80  |            | 8kg           | 258 | 170 | 258 |
|                                     | 30kg          | 110 | 60  | 150                                       |            | 30kg          | 100 | 76                                       | 60  |            | 10kg          | 100 | 76  | 100 |

\*滑塊表面中心到搬送物重心的距離(僅供參考)  
Distance center of slider top to center of gravity of object being transported (For reference only)

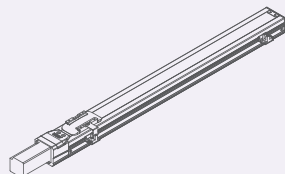
靜態容許負載慣量  
Static Loading Moment



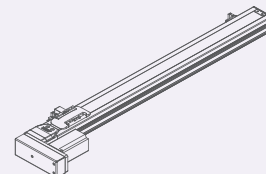
(單位:N.m) ( Unit:N.m)  
水平使用時 Static Loading Moment

|    |     |
|----|-----|
| MY | 100 |
| MP | 100 |
| MR | 145 |

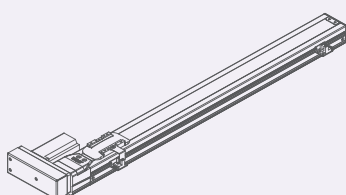
"此款型號不建議當多軸負載軸"  
This model suggest not be used as load axis of multi axes.



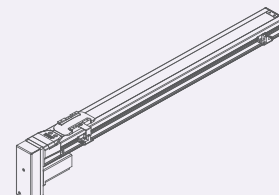
M2



M3

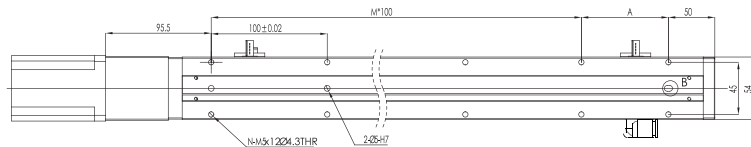
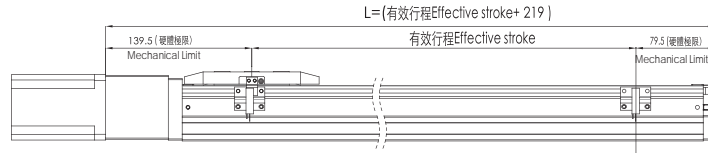
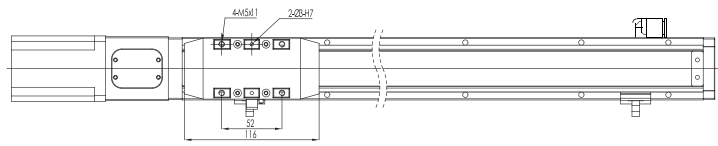
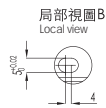
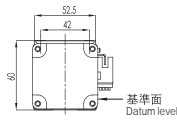


M4



M6

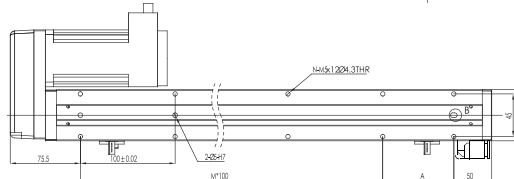

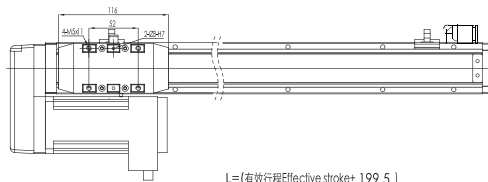
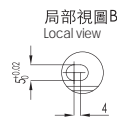
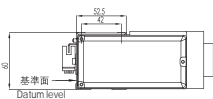
# M2



| 行程 Stroke | 100 | 150 | 200 | 250 | 300 | 350 | 400 | 450 | 500 | 550 | 600 | 650 | 700 | 750 | 800  |
|-----------|-----|-----|-----|-----|-----|-----|-----|-----|-----|-----|-----|-----|-----|-----|------|
| L         | 319 | 369 | 419 | 469 | 519 | 569 | 619 | 669 | 719 | 769 | 819 | 869 | 919 | 969 | 1019 |
| A         | 75  | 25  | 75  | 25  | 75  | 25  | 75  | 25  | 75  | 25  | 75  | 25  | 75  | 25  | 75   |
| M         | 1   | 2   | 2   | 3   | 3   | 4   | 4   | 5   | 5   | 6   | 6   | 7   | 7   | 8   | 8    |
| N         | 6   | 8   | 8   | 10  | 10  | 12  | 12  | 14  | 14  | 16  | 16  | 18  | 18  | 20  | 20   |
| 質量(kg)    | 2.4 | 2.6 | 2.8 | 3.0 | 3.2 | 3.4 | 3.6 | 3.8 | 4   | 4.2 | 4.4 | 4.6 | 4.8 | 5   | 5.2  |

※本公司享有變更規格之權益，恕不另行通知 ※Drawings and specifications are subject to change without prior notice.

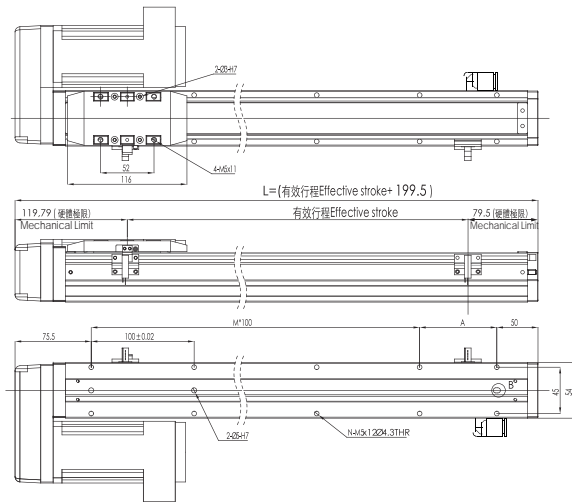
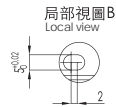
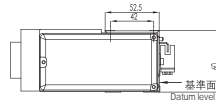
# M3



| 行程 Stroke | 100   | 150   | 200   | 250   | 300   | 350   | 400   | 450   | 500   | 550   | 600   | 650   | 700   | 750   | 800   |
|-----------|-------|-------|-------|-------|-------|-------|-------|-------|-------|-------|-------|-------|-------|-------|-------|
| L         | 299.5 | 349.5 | 399.5 | 449.5 | 499.5 | 549.5 | 599.5 | 649.5 | 699.5 | 749.5 | 799.5 | 849.5 | 899.5 | 949.5 | 999.5 |
| A         | 75    | 25    | 75    | 25    | 75    | 25    | 75    | 25    | 75    | 25    | 75    | 25    | 75    | 25    | 75    |
| M         | 1     | 2     | 2     | 3     | 3     | 4     | 4     | 5     | 5     | 6     | 6     | 7     | 7     | 8     | 8     |
| N         | 6     | 8     | 8     | 10    | 10    | 12    | 12    | 14    | 14    | 16    | 16    | 18    | 18    | 20    | 20    |
| 質量(kg)    | 2.6   | 2.8   | 3.0   | 3.2   | 3.4   | 3.6   | 3.8   | 4     | 4.2   | 4.4   | 4.6   | 4.8   | 5     | 5.2   | 5.4   |

※本公司享有變更規格之權益，恕不另行通知 ※Drawings and specifications are subject to change without prior notice.

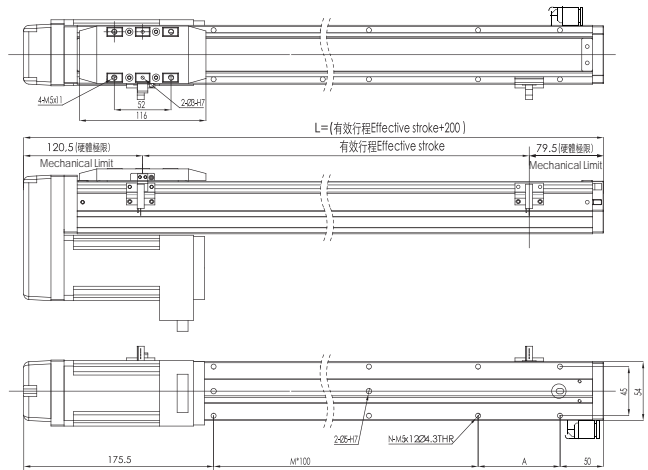
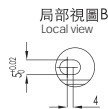
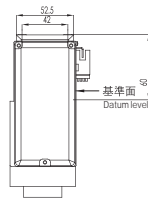
## M4



| 行程 Stroke | 100   | 150   | 200   | 250   | 300   | 350   | 400   | 450   | 500   | 550   | 600   | 650   | 700   | 750   | 800   |
|-----------|-------|-------|-------|-------|-------|-------|-------|-------|-------|-------|-------|-------|-------|-------|-------|
| L         | 299.5 | 349.5 | 399.5 | 449.5 | 499.5 | 549.5 | 599.5 | 649.5 | 699.5 | 749.5 | 799.5 | 849.5 | 899.5 | 949.5 | 999.5 |
| A         | 75    | 25    | 75    | 25    | 75    | 25    | 75    | 25    | 75    | 25    | 75    | 25    | 75    | 25    | 75    |
| M         | 1     | 2     | 2     | 3     | 3     | 4     | 4     | 5     | 5     | 6     | 6     | 7     | 7     | 8     | 8     |
| N         | 6     | 8     | 8     | 10    | 10    | 12    | 12    | 14    | 14    | 16    | 16    | 18    | 18    | 20    | 20    |
| 質量(kg)    | 2.6   | 2.8   | 3.0   | 3.2   | 3.4   | 3.6   | 3.8   | 4     | 4.2   | 4.4   | 4.6   | 4.8   | 5     | 5.2   | 5.4   |

※本公司享有變更規格之權益，恕不另行通知 ※Drawings and specifications are subject to change without prior notice.

## M6



| 行程 Stroke | 100 | 150 | 200 | 250 | 300 | 350 | 400 | 450 | 500 | 550 | 600 | 650 | 700 | 750 | 800  |
|-----------|-----|-----|-----|-----|-----|-----|-----|-----|-----|-----|-----|-----|-----|-----|------|
| L         | 300 | 350 | 400 | 450 | 500 | 550 | 600 | 650 | 700 | 750 | 800 | 850 | 900 | 950 | 1000 |
| A         | 75  | 25  | 75  | 25  | 75  | 25  | 75  | 25  | 75  | 25  | 75  | 25  | 75  | 25  | 75   |
| M         | 1   | 2   | 2   | 3   | 3   | 4   | 4   | 5   | 5   | 6   | 6   | 7   | 7   | 8   | 8    |
| N         | 6   | 8   | 8   | 10  | 10  | 12  | 12  | 14  | 14  | 16  | 16  | 18  | 18  | 20  | 20   |
| 質量(kg)    | 2.6 | 2.8 | 3.0 | 3.2 | 3.4 | 3.6 | 3.8 | 4   | 4.2 | 4.4 | 4.6 | 4.8 | 5   | 5.2 | 5.4  |

※本公司享有變更規格之權益，恕不另行通知 ※Drawings and specifications are subject to change without prior notice.