

B136D -TL40 - S3050 - B1 - M 200W - B

型號
Model

孔型與每轉移動量
Hole type and movement per revolution

行程
Stroke

馬達方向
Motor direction

馬達廠牌及出力
Motor brand and output

煞車
Brake

T 底部通孔
Through hole
Y 底部牙孔
Thread hole

馬達方向 Motor direction

B1 馬達左折上端 Motor leftward,upper position
B2 馬達右折上端 Motor rightward,upper position
B3 馬達左折水平 Motor leftward,horizontal position
B4 馬達右折水平 Motor rightward,horizontal position
B5 馬達左折下端 Motor leftward,lower position
B6 馬達右折下端 Motor rightward,lower position

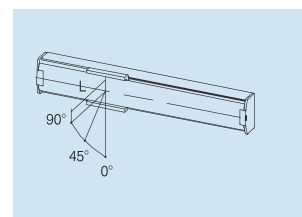
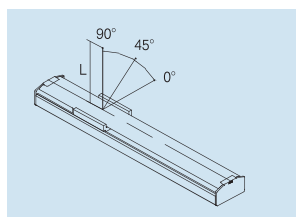
馬達廠牌及出力 Motor brand and output

H 上銀 Hiwin
X 西門子 Siemens
M 三菱 Mitsubishi
Y 安川 Yaskawa
P 松下 Panasonic
F 富士 Fuji
T 台達 Delta

B136D規格表(B136D Specification):

馬達出力 AC Servo motor output(W)	200W
重覆定位精度 Repeatability(mm)	±0.04
每轉移動量 Equivalent to lead(mm)	39.9291
最大載重 Maximun payload(kg)	32
最快速度 Maximun speed(mm/sec)	2000
行程 Stroke(mm)	150~3050 100間隔 (interval)

線性滑軌15x12.5-2支 Linear Guide15x12.5-2



水平安裝應用(單位:mm)
Horizontal use

	90°	45°	0°
5kg	2088	1279	915
10kg	1559	719	518
20kg	758	475	241
32kg	530	10	190

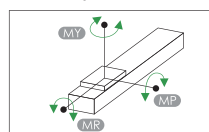
牆面安裝應用(單位:mm)
Wall installation use

	90°	45°	0°
5kg	835	931	2011
10kg	318	359	1319
20kg	251	270	731
32kg	125	143	503

*滑塊表面中心到搬送物重心的距離(僅供參考)

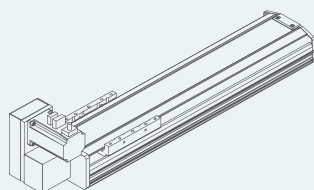
Distance center of slider top to center of gravity of object being transported (For reference only)

靜態容許負載慣量
Static Loading Moment

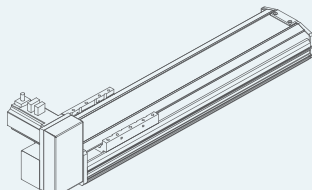


(單位:N.m) (Unit:N.m)
水平使用時 Static Loading Moment

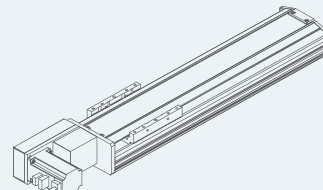
MY	551
MP	552
MR	485



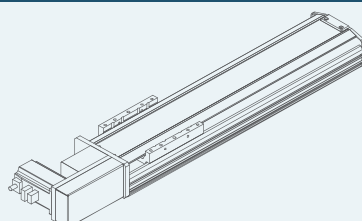
B1



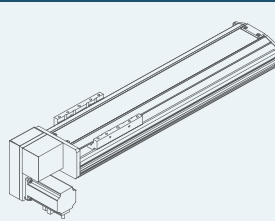
B2



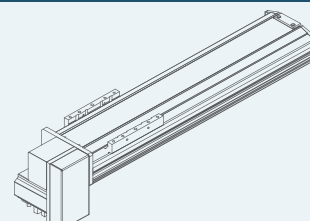
B3



B4

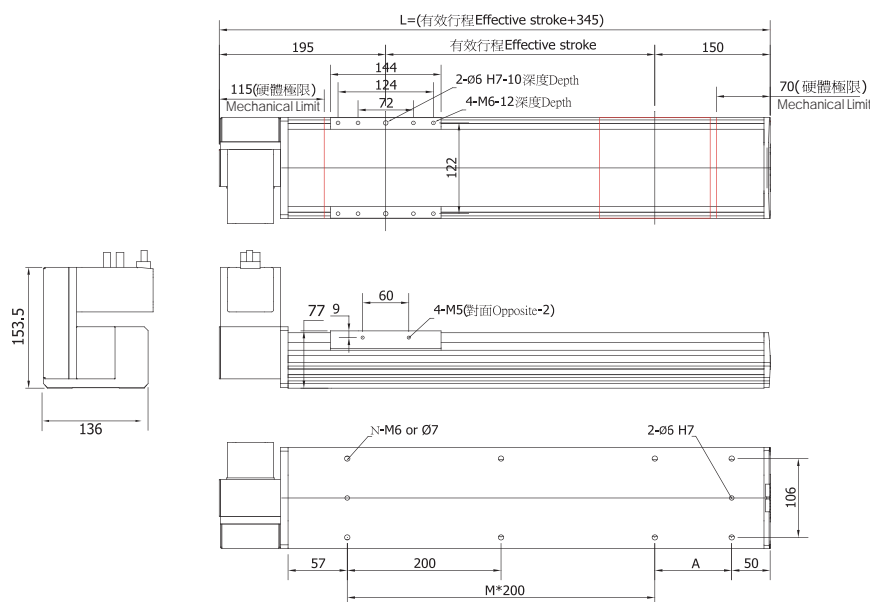


B5



B6

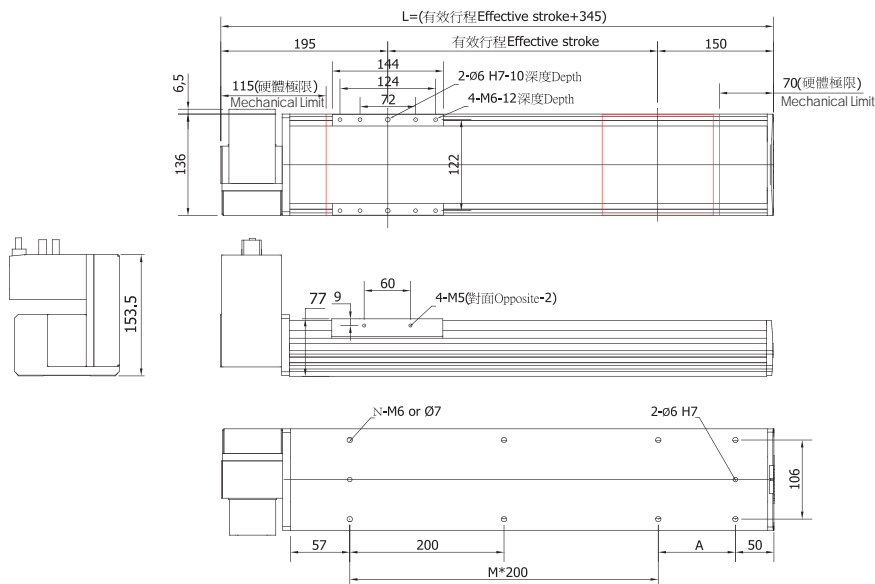
B1



行程 Stroke	150	250	350	450	550	650	750	850	950	1050	1150	1250	1350	1450	1550	1650	1750	1850	1950	2050	2150	2250	2350	2450	2550	2650	2750	2850	2950	3050
L	495	595	695	795	895	995	1095	1195	1295	1395	1495	1595	1695	1795	1895	1995	2095	2195	2295	2395	2495	2595	2695	2795	2895	2995	3095	3195	3295	3395
A	100	200	100	200	100	200	100	200	100	200	100	200	100	200	100	200	100	200	100	200	100	200	100	200	100	200	100	200	100	200
M	1	1	2	2	3	3	4	4	5	5	6	6	7	7	8	8	9	9	10	10	11	11	12	12	13	13	14	14	15	15
N	6	6	8	8	10	10	12	12	14	14	16	16	18	18	20	20	22	22	24	24	26	26	28	28	30	30	32	32	34	34
重量(kg)	8.6	9.3	10.0	10.7	11.4	12.1	12.8	13.5	14.2	14.9	15.6	16.3	17.0	17.7	18.4	19.1	19.8	20.5	21.2	21.9	22.6	23.3	24.0	24.7	25.4	26.1	26.8	27.5	28.2	28.9

※本公司享有變更規格之權益，恕不另行通知 ※Drawings and specifications are subject to change without prior notice.

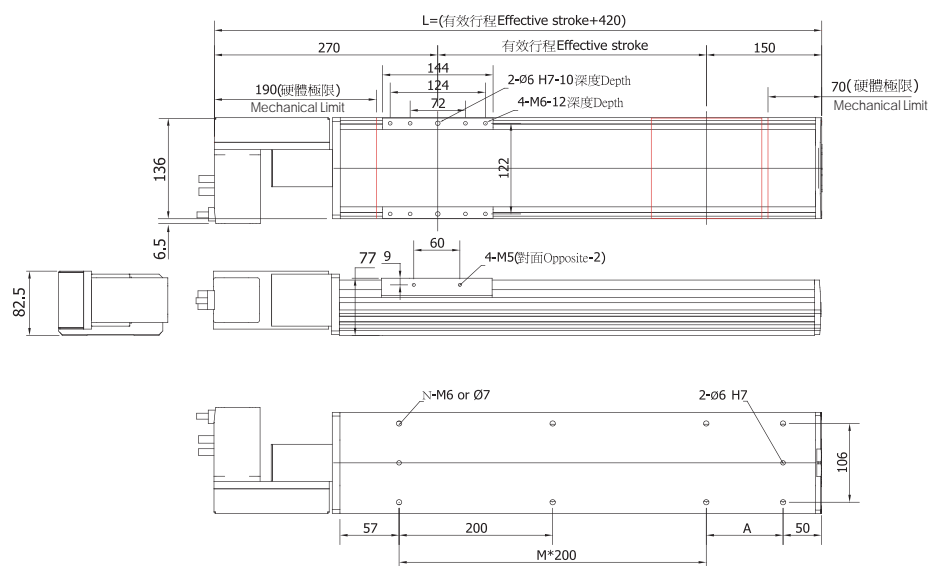
B2



行程 Stroke	150	250	350	450	550	650	750	850	950	1050	1150	1250	1350	1450	1550	1650	1750	1850	1950	2050	2150	2250	2350	2450	2550	2650	2750	2850	2950	3050
L	495	595	695	795	895	995	1095	1195	1295	1395	1495	1595	1695	1795	1895	1995	2095	2195	2295	2395	2495	2595	2695	2795	2895	2995	3095	3195	3295	3395
A	100	200	100	200	100	200	100	200	100	200	100	200	100	200	100	200	100	200	100	200	100	200	100	200	100	200	100	200	100	200
M	1	1	2	2	3	3	4	4	5	5	6	6	7	7	8	8	9	9	10	10	11	11	12	12	13	13	14	14	15	15
N	6	6	8	8	10	10	12	12	14	14	16	16	18	18	20	20	22	22	24	24	26	26	28	28	30	30	32	32	34	34
重量(kg)	8.6	9.3	10.0	10.7	11.4	12.1	12.8	13.5	14.2	14.9	15.6	16.3	17.0	17.7	18.4	19.1	19.8	20.5	21.2	21.9	22.6	23.3	24.0	24.7	25.4	26.1	26.8	27.5	28.2	28.9

※本公司享有變更規格之權益，恕不另行通知 ※Drawings and specifications are subject to change without prior notice.

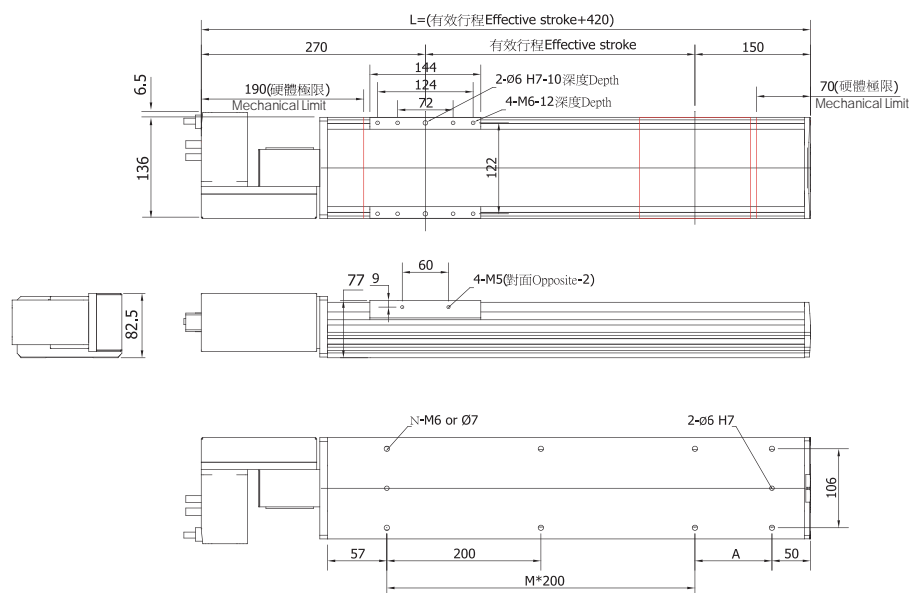
B3



行程 Stroke	150	250	350	450	550	650	750	850	950	1050	1150	1250	1350	1450	1550	1650	1750	1850	1950	2050	2150	2250	2350	2450	2550	2650	2750	2850	2950	3050
L	570	670	770	870	970	1070	1170	1270	1370	1470	1570	1670	1770	1870	1970	2070	2170	2270	2370	2470	2570	2670	2770	2870	2970	3070	3170	3270	3370	3470
A	100	200	100	200	100	200	100	200	100	200	100	200	100	200	100	200	100	200	100	200	100	200	100	200	100	200	100	200	100	200
M	1	1	2	2	3	3	4	4	5	5	6	6	7	7	8	8	9	9	10	10	11	11	12	12	13	13	14	14	15	15
N	6	6	8	8	10	10	12	12	14	14	16	16	18	18	20	20	22	22	24	24	26	26	28	28	30	30	32	32	34	34
重量(kg)	8.6	9.3	10.0	10.7	11.4	12.1	12.8	13.5	14.2	14.9	15.6	16.3	17.0	17.7	18.4	19.1	19.8	20.5	21.2	21.9	22.6	23.3	24.0	24.7	25.4	26.1	26.8	27.5	28.2	28.9

※本公司享有變更規格之權益，恕不另行通知 ※Drawings and specifications are subject to change without prior notice.

B4



行程 Stroke	150	250	350	450	550	650	750	850	950	1050	1150	1250	1350	1450	1550	1650	1750	1850	1950	2050	2150	2250	2350	2450	2550	2650	2750	2850	2950	3050
L	570	670	770	870	970	1070	1170	1270	1370	1470	1570	1670	1770	1870	1970	2070	2170	2270	2370	2470	2570	2670	2770	2870	2970	3070	3170	3270	3370	3470
A	100	200	100	200	100	200	100	200	100	200	100	200	100	200	100	200	100	200	100	200	100	200	100	200	100	200	100	200	100	200
M	1	1	2	2	3	3	4	4	5	5	6	6	7	7	8	8	9	9	10	10	11	11	12	12	13	13	14	14	15	15
N	6	6	8	8	10	10	12	12	14	14	16	16	18	18	20	20	22	22	24	24	26	26	28	28	30	30	32	32	34	34
重量(kg)	8.6	9.3	10.0	10.7	11.4	12.1	12.8	13.5	14.2	14.9	15.6	16.3	17.0	17.7	18.4	19.1	19.8	20.5	21.2	21.9	22.6	23.3	24.0	24.7	25.4	26.1	26.8	27.5	28.2	28.9

※本公司享有變更規格之權益，恕不另行通知 ※Drawings and specifications are subject to change without prior notice.

行程 Stroke	150	250	350	450	550	650	750	850	950	1050	1150	1250	1350	1450	1550	1650	1750	1850	1950	2050	2150	2250	2350	2450	2550	2650	2750	2850	2950	3050
L	495	595	695	795	895	995	1095	1195	1295	1395	1495	1595	1695	1795	1895	1995	2095	2195	2295	2395	2495	2595	2695	2795	2895	2995	3095	3195	3295	3395
A	100	200	100	200	100	200	100	200	100	200	100	200	100	200	100	200	100	200	100	200	100	200	100	200	100	200	100	200	100	200
M	1	1	2	2	3	3	4	4	5	5	6	6	7	7	8	8	9	9	10	10	11	11	12	12	13	13	14	14	15	15
N	6	6	8	8	10	10	12	12	14	14	16	16	18	18	20	20	22	22	24	24	26	26	28	28	30	30	32	32	34	34
重量(kg)	8.6	9.3	10.0	10.7	11.4	12.1	12.8	13.5	14.2	14.9	15.6	16.3	17.0	17.7	18.4	19.1	19.8	20.5	21.2	21.9	22.6	23.3	24.0	24.7	25.4	26.1	26.8	27.5	28.2	28.9

Technical drawing of the M200 series linear actuator, showing three views: front, side, and top.

Front View:

- Overall length: $L = (\text{Effective stroke} + 345)$
- Effective stroke: 195
- Mechanical limit: 150
- Mounting flange height: 6.5
- Mounting flange width: 136
- Internal dimensions: 144, 124, 72
- Thread specifications: 2-Ø6 H7-10 深度Depth, 4-M6-12 深度Depth
- Mechanical limit: 70 (硬體極限)

Side View:

- Height: 153
- Mounting flange width: 122
- Thread specification: 4-M5 (對面Oppositic-2)

Top View:

- Width: 153
- Mounting flange width: 106
- Thread specifications: N-M6 or Ø7, 2-Ø6 H7
- Dimensions: 57, 200, A, 50
- Mounting flange width: 122

行程 Stroke	150	250	350	450	550	650	750	850	950	1050	1150	1250	1350	1450	1550	1650	1750	1850	1950	2050	2150	2250	2350	2450	2550	2650	2750	2850	2950	3050
L	495	595	695	795	895	995	1095	1195	1295	1395	1495	1595	1695	1795	1895	1995	2095	2195	2295	2395	2495	2595	2695	2795	2895	2995	3095	3195	3295	3395
A	100	200	100	200	100	200	100	200	100	200	100	200	100	200	100	200	100	200	100	200	100	200	100	200	100	200	100	200	100	200
M	1	1	2	2	3	3	4	4	5	5	6	6	7	7	8	8	9	9	10	10	11	11	12	12	13	13	14	14	15	15
N	6	6	8	8	10	10	12	12	14	14	16	16	18	18	20	20	22	22	24	24	26	26	28	28	30	30	32	32	34	34
重量(kg)	8.6	9.3	10.0	10.7	11.4	12.1	12.8	13.5	14.2	14.9	15.6	16.3	17.0	17.7	18.4	19.1	19.8	20.5	21.2	21.9	22.6	23.3	24.0	24.7	25.4	26.1	26.8	27.5	28.2	28.9

168