

CEB60D-YL70 - S500 - B1 - M400W - B

型號
Model

孔型與每轉移動量
Hole type and movement per revolution

行程
Stroke

馬達方向
Motor direction

馬達廠牌及出力
Motor brand and output

煞車
Brake

Y 底部牙孔
Thread hole

馬達方向 Motor direction

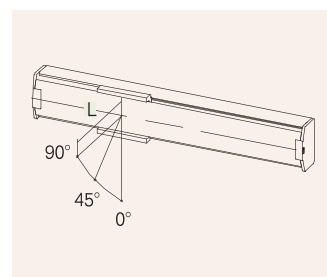
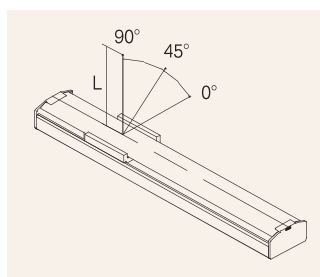
- B1 馬達左折上端 Motor leftward, upper position
- B2 馬達右折上端 Motor rightward, upper position
- B3 馬達左折水平 Motor leftward, horizontal position
- B4 馬達右折水平 Motor rightward, horizontal position
- B5 馬達左折下端 Motor leftward, lower position
- B6 馬達右折下端 Motor rightward, lower position

馬達廠牌及出力 Motor brand and output

- H 上銀 Hiwin
- X 西門子 Siemens
- M 三菱 Mitsubishi
- Y 安川 Yaskawa
- P 松下 Panasonic
- F 富士 Fuji
- T 台達 Delta

CEB60D規格表(CEB60D Specification): 線性滑軌15x12.5-1支 (Linear Guide15x12.5-1)

| | | |
|----------------------------------|------------------------------|------|
| 馬達出力 AC Servo motor output(W) | 200W | 400W |
| 重覆定位精度 Repeatability(mm) | ±0.04 | |
| 每轉移動量 Equivalent to lead(mm) | 69.9926 | |
| 最快速度 Maximum speed(mm/sec) | 2500 | |
| 最大載重 Maximum payload(kg) | 15 | 25 |
| 行程 Stroke(mm) | 100~5000 100 間隔(interval) | |

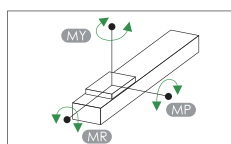


| 水平安裝應用 (單位:mm) Horizontal use | | | | |
|----------------------------------|---------------|-----|-----|-----|
| 導程 Lead | 荷重 Payload | 0° | 45° | 90° |
| 70 | 5 kg | 100 | 200 | 450 |
| | 15 kg | 35 | 100 | 290 |
| | 25 kg | 0 | 70 | 150 |

| 牆面安裝應用 (單位:mm) Wall installation use | | | | |
|---|---------------|-----|-----|-----|
| 導程 Lead | 荷重 Payload | 0° | 45° | 90° |
| 70 | 5 kg | 390 | 145 | 70 |
| | 15 kg | 120 | 55 | 25 |
| | 25 kg | 20 | 0 | 0 |


*滑塊表面中心到搬送物重心的距離(僅供參考)
Distance center of slider top to center of gravity of object being transported (For reference only)

靜態容許負載慣量
Static Loading Moment

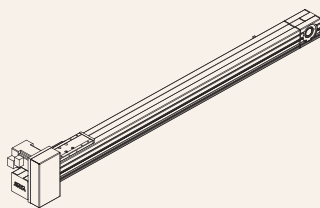


(單位:N.m) (Unit:N.m)
水平使用時 Static Loading Moment

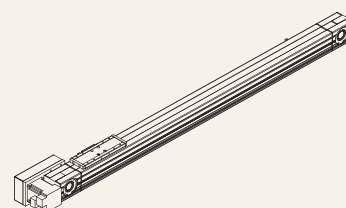
| | |
|----|----|
| MY | 44 |
| MP | 44 |
| MR | 12 |



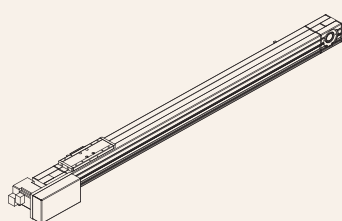
B1



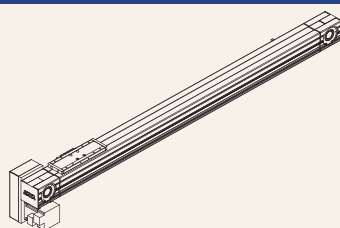
B2



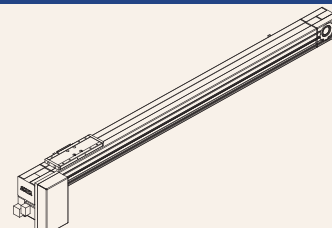
B3



B4

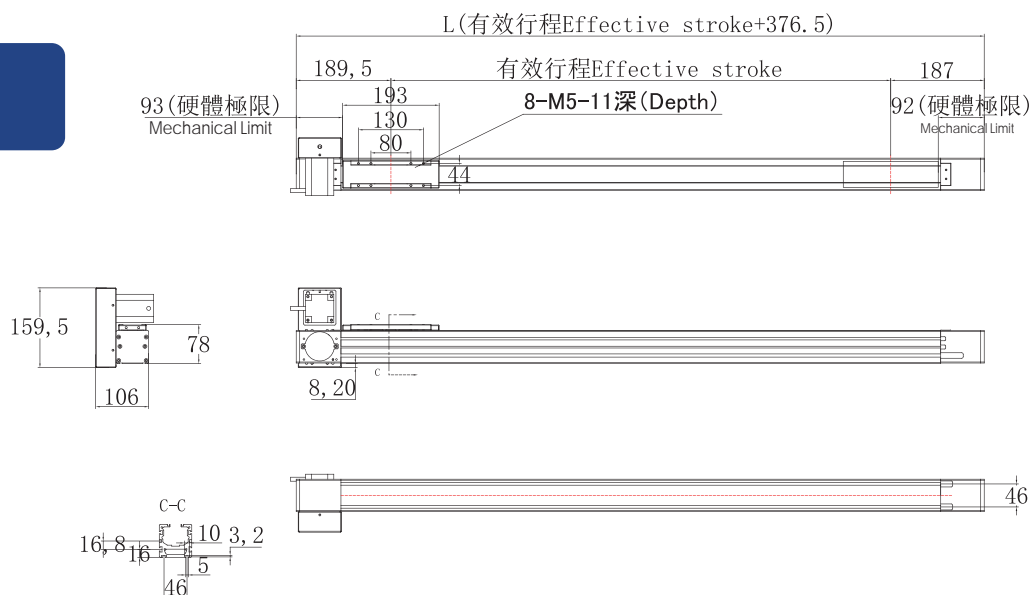


B5



B6

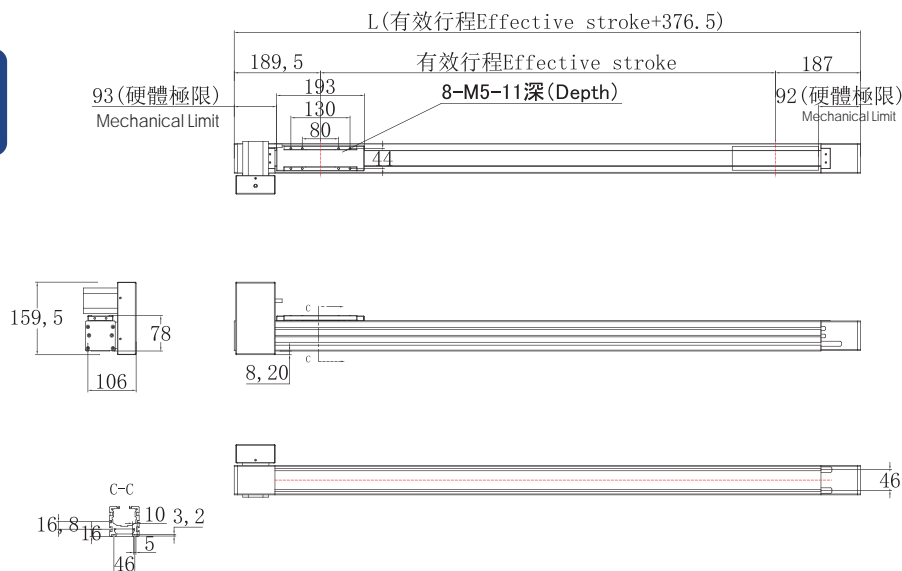
B1



| 行程 Stroke | 1000 | 1100 | 1200 | 1300 | 1400 | 1500 | 1600 | 1700 | 1800 | 1900 | 2000 | 2100 | 2200 | 2300 | 2400 | 2500 | 2600 | 2700 | 2800 | 2900 | 3000 |
|--------------|--------|--------|--------|--------|--------|--------|--------|--------|--------|--------|--------|--------|--------|--------|--------|--------|--------|--------|--------|--------|--------|
| L | 1376.5 | 1476.5 | 1576.5 | 1676.5 | 1776.5 | 1876.5 | 1976.5 | 2076.5 | 2176.5 | 2276.5 | 2376.5 | 2476.5 | 2576.5 | 2676.5 | 2776.5 | 2876.5 | 2976.5 | 3076.5 | 3176.5 | 3276.5 | 3376.5 |
| KG | 10.2 | 10.7 | 11.2 | 11.7 | 12.2 | 12.7 | 13.2 | 13.7 | 14.2 | 14.7 | 15.2 | 15.7 | 16.2 | 16.7 | 17.2 | 17.7 | 18.2 | 18.7 | 19.2 | 19.7 | 20.2 |
| 行程 Stroke | 3300 | 3400 | 3500 | 3600 | 3700 | 3800 | 3900 | 4000 | 4100 | 4200 | 4300 | 4400 | 4500 | 4600 | 4700 | 4800 | 4900 | 5000 | 5100 | 5200 | 5300 |
| L | 3476.5 | 3576.5 | 3676.5 | 3776.5 | 3876.5 | 3976.5 | 4076.5 | 4176.5 | 4276.5 | 4376.5 | 4476.5 | 4576.5 | 4676.5 | 4776.5 | 4876.5 | 4976.5 | 5076.5 | 5176.5 | 5276.5 | 5376.5 | 5476.5 |
| KG | 20.7 | 21.2 | 21.7 | 22.2 | 22.7 | 23.2 | 23.7 | 24.2 | 24.7 | 25.2 | 25.7 | 26.2 | 26.7 | 27.2 | 27.7 | 28.2 | 28.7 | 29.2 | 29.7 | 30.2 | 30.7 |

※本公司享有變更規格之權益，恕不另行通知 ※Drawings and specifications are subject to change without prior notice.

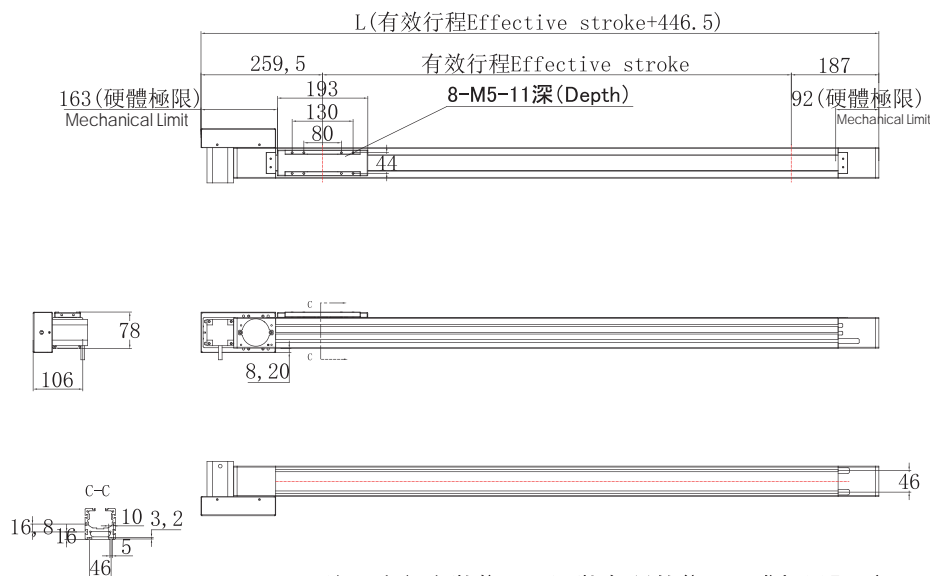
B2



| 行程 Stroke | 1000 | 1100 | 1200 | 1300 | 1400 | 1500 | 1600 | 1700 | 1800 | 1900 | 2000 | 2100 | 2200 | 2300 | 2400 | 2500 | 2600 | 2700 | 2800 | 2900 | 3000 |
|--------------|--------|--------|--------|--------|--------|--------|--------|--------|--------|--------|--------|--------|--------|--------|--------|--------|--------|--------|--------|--------|--------|
| L | 1376.5 | 1476.5 | 1576.5 | 1676.5 | 1776.5 | 1876.5 | 1976.5 | 2076.5 | 2176.5 | 2276.5 | 2376.5 | 2476.5 | 2576.5 | 2676.5 | 2776.5 | 2876.5 | 2976.5 | 3076.5 | 3176.5 | 3276.5 | 3376.5 |
| KG | 10.2 | 10.7 | 11.2 | 11.7 | 12.2 | 12.7 | 13.2 | 13.7 | 14.2 | 14.7 | 15.2 | 15.7 | 16.2 | 16.7 | 17.2 | 17.7 | 18.2 | 18.7 | 19.2 | 19.7 | 20.2 |
| 行程 Stroke | 3300 | 3400 | 3500 | 3600 | 3700 | 3800 | 3900 | 4000 | 4100 | 4200 | 4300 | 4400 | 4500 | 4600 | 4700 | 4800 | 4900 | 5000 | 5100 | 5200 | 5300 |
| L | 3476.5 | 3576.5 | 3676.5 | 3776.5 | 3876.5 | 3976.5 | 4076.5 | 4176.5 | 4276.5 | 4376.5 | 4476.5 | 4576.5 | 4676.5 | 4776.5 | 4876.5 | 4976.5 | 5076.5 | 5176.5 | 5276.5 | 5376.5 | 5476.5 |
| KG | 20.7 | 21.2 | 21.7 | 22.2 | 22.7 | 23.2 | 23.7 | 24.2 | 24.7 | 25.2 | 25.7 | 26.2 | 26.7 | 27.2 | 27.7 | 28.2 | 28.7 | 29.2 | 29.7 | 30.2 | 30.7 |

※本公司享有變更規格之權益，恕不另行通知 ※Drawings and specifications are subject to change without prior notice.

B3

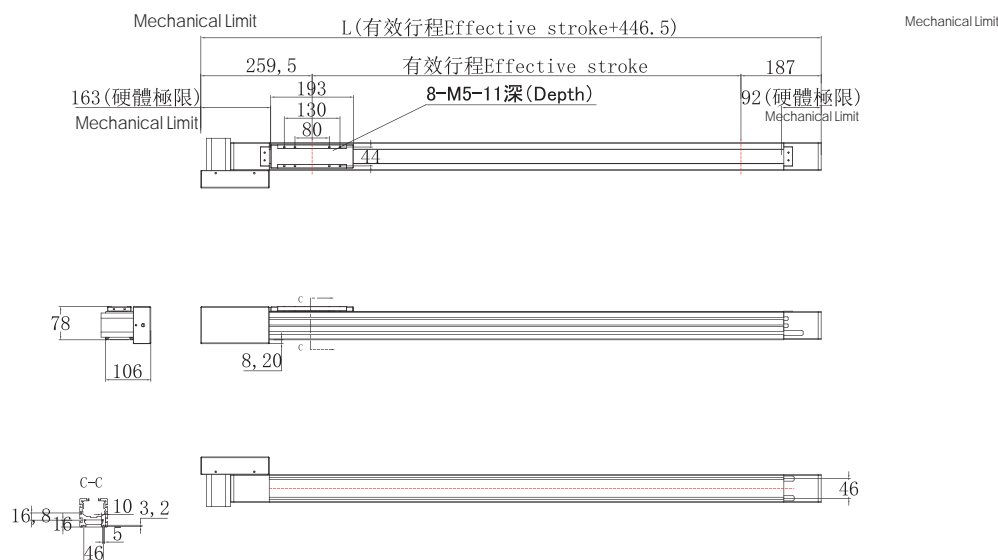


注：底部安裝位置可選裝在46的位置要求打M5固定牙孔。
Note: the installation position at the bottom can be optional. M5 fixed tooth hole is required at the position of 46

| 行程 Stroke | 1000 | 1100 | 1200 | 1300 | 1400 | 1500 | 1600 | 1700 | 1800 | 1900 | 2000 | 2100 | 2200 | 2300 | 2400 | 2500 | 2600 | 2700 | 2800 | 2900 | 3000 |
|--------------|--------|--------|--------|--------|--------|--------|--------|--------|--------|--------|--------|--------|--------|--------|--------|--------|--------|--------|--------|--------|--------|
| L | 1446.5 | 1546.5 | 1646.5 | 1746.5 | 1846.5 | 1946.5 | 2046.5 | 2146.5 | 2246.5 | 2346.5 | 2446.5 | 2546.5 | 2646.5 | 2746.5 | 2846.5 | 2946.5 | 3046.5 | 3146.5 | 3246.5 | 3346.5 | 3446.5 |
| KG | 10.2 | 10.7 | 11.2 | 11.7 | 12.2 | 12.7 | 13.2 | 13.7 | 14.2 | 14.7 | 15.2 | 15.7 | 16.2 | 16.7 | 17.2 | 17.7 | 18.2 | 18.7 | 19.2 | 19.7 | 20.2 |
| 行程 Stroke | 3100 | 3200 | 3300 | 3400 | 3500 | 3600 | 3700 | 3800 | 3900 | 4000 | 4100 | 4200 | 4300 | 4400 | 4500 | 4600 | 4700 | 4800 | 4900 | 5000 | 5100 |
| L | 3546.5 | 3646.5 | 3746.5 | 3846.5 | 3946.5 | 4046.5 | 4146.5 | 4246.5 | 4346.5 | 4446.5 | 4546.5 | 4646.5 | 4746.5 | 4846.5 | 4946.5 | 5046.5 | 5146.5 | 5246.5 | 5346.5 | 5446.5 | 5546.5 |
| KG | 20.7 | 21.2 | 21.7 | 22.2 | 22.7 | 23.2 | 23.7 | 24.2 | 24.7 | 25.2 | 25.7 | 26.2 | 26.7 | 27.2 | 27.7 | 28.2 | 28.7 | 29.2 | 29.7 | 30.2 | 30.7 |

※本公司享有變更規格之權益，恕不另行通知 ※Drawings and specifications are subject to change without prior notice.

B4

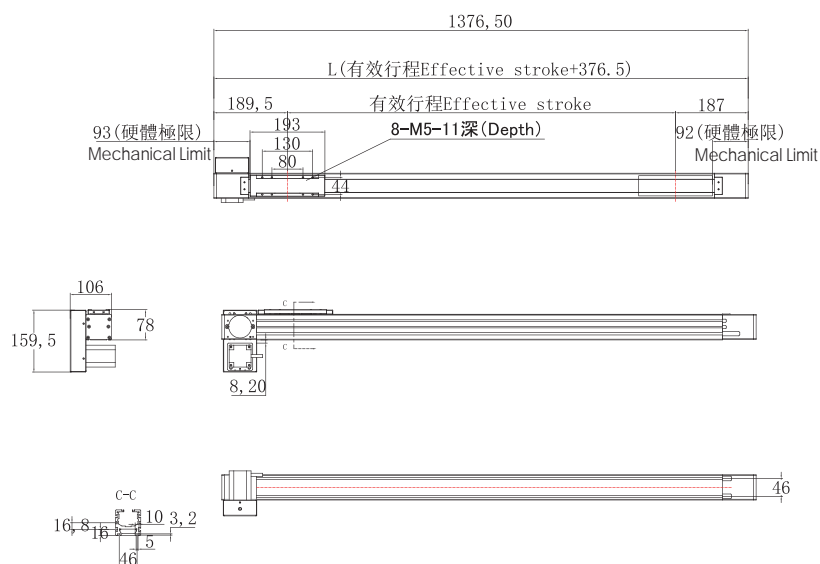


注：底部安裝位置可選裝在46的位置要求打M5固定牙孔。
Note: the installation position at the bottom can be optional. M5 fixed tooth hole is required at the position of 46

| 行程 Stroke | 1000 | 1100 | 1200 | 1300 | 1400 | 1500 | 1600 | 1700 | 1800 | 1900 | 2000 | 2100 | 2200 | 2300 | 2400 | 2500 | 2600 | 2700 | 2800 | 2900 | 3000 |
|--------------|--------|--------|--------|--------|--------|--------|--------|--------|--------|--------|--------|--------|--------|--------|--------|--------|--------|--------|--------|--------|--------|
| L | 1446.5 | 1546.5 | 1646.5 | 1746.5 | 1846.5 | 1946.5 | 2046.5 | 2146.5 | 2246.5 | 2346.5 | 2446.5 | 2546.5 | 2646.5 | 2746.5 | 2846.5 | 2946.5 | 3046.5 | 3146.5 | 3246.5 | 3346.5 | 3446.5 |
| KG | 10.2 | 10.7 | 11.2 | 11.7 | 12.2 | 12.7 | 13.2 | 13.7 | 14.2 | 14.7 | 15.2 | 15.7 | 16.2 | 16.7 | 17.2 | 17.7 | 18.2 | 18.7 | 19.2 | 19.7 | 20.2 |
| 行程 Stroke | 3100 | 3200 | 3300 | 3400 | 3500 | 3600 | 3700 | 3800 | 3900 | 4000 | 4100 | 4200 | 4300 | 4400 | 4500 | 4600 | 4700 | 4800 | 4900 | 5000 | 5100 |
| L | 3546.5 | 3646.5 | 3746.5 | 3846.5 | 3946.5 | 4046.5 | 4146.5 | 4246.5 | 4346.5 | 4446.5 | 4546.5 | 4646.5 | 4746.5 | 4846.5 | 4946.5 | 5046.5 | 5146.5 | 5246.5 | 5346.5 | 5446.5 | 5546.5 |
| KG | 20.7 | 21.2 | 21.7 | 22.2 | 22.7 | 23.2 | 23.7 | 24.2 | 24.7 | 25.2 | 25.7 | 26.2 | 26.7 | 27.2 | 27.7 | 28.2 | 28.7 | 29.2 | 29.7 | 30.2 | 30.7 |

※本公司享有變更規格之權益，恕不另行通知 ※Drawings and specifications are subject to change without prior notice.

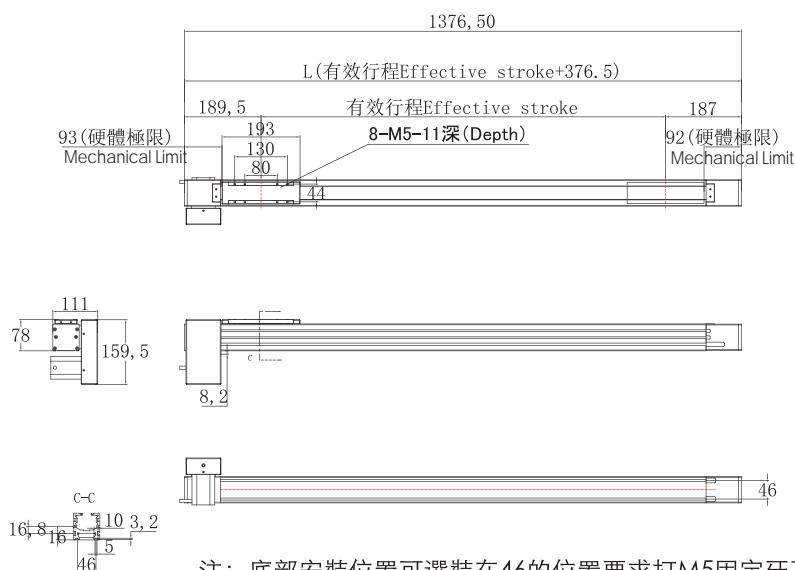
B5



| 行程 Stroke | 1000 | 1100 | 1200 | 1300 | 1400 | 1500 | 1600 | 1700 | 1800 | 1900 | 2000 | 2100 | 2200 | 2300 | 2400 | 2500 | 2600 | 2700 | 2800 | 2900 | 3000 |
|--------------|--------|--------|--------|--------|--------|--------|--------|--------|--------|--------|--------|--------|--------|--------|--------|--------|--------|--------|--------|--------|--------|
| L | 1376.5 | 1476.5 | 1576.5 | 1676.5 | 1776.5 | 1876.5 | 1976.5 | 2076.5 | 2176.5 | 2276.5 | 2376.5 | 2476.5 | 2576.5 | 2676.5 | 2776.5 | 2876.5 | 2976.5 | 3076.5 | 3176.5 | 3276.5 | 3376.5 |
| KG | 10.2 | 10.7 | 11.2 | 11.7 | 12.2 | 12.7 | 13.2 | 13.7 | 14.2 | 14.7 | 15.2 | 15.7 | 16.2 | 16.7 | 17.2 | 17.7 | 18.2 | 18.7 | 19.2 | 19.7 | 20.2 |
| 行程 Stroke | 3300 | 3400 | 3500 | 3600 | 3700 | 3800 | 3900 | 4000 | 4100 | 4200 | 4300 | 4400 | 4500 | 4600 | 4700 | 4800 | 4900 | 5000 | 5100 | 5200 | 5300 |
| L | 3476.5 | 3576.5 | 3676.5 | 3776.5 | 3876.5 | 3976.5 | 4076.5 | 4176.5 | 4276.5 | 4376.5 | 4476.5 | 4576.5 | 4676.5 | 4776.5 | 4876.5 | 4976.5 | 5076.5 | 5176.5 | 5276.5 | 5376.5 | 5476.5 |
| KG | 20.7 | 21.2 | 21.7 | 22.2 | 22.7 | 23.2 | 23.7 | 24.2 | 24.7 | 25.2 | 25.7 | 26.2 | 26.7 | 27.2 | 27.7 | 28.2 | 28.7 | 29.2 | 29.7 | 30.2 | 30.7 |

※本公司享有變更規格之權益，恕不另行通知 ※Drawings and specifications are subject to change without prior notice.

B6



| 行程 Stroke | 1000 | 1100 | 1200 | 1300 | 1400 | 1500 | 1600 | 1700 | 1800 | 1900 | 2000 | 2100 | 2200 | 2300 | 2400 | 2500 | 2600 | 2700 | 2800 | 2900 | 3000 |
|--------------|--------|--------|--------|--------|--------|--------|--------|--------|--------|--------|--------|--------|--------|--------|--------|--------|--------|--------|--------|--------|--------|
| L | 1376.5 | 1476.5 | 1576.5 | 1676.5 | 1776.5 | 1876.5 | 1976.5 | 2076.5 | 2176.5 | 2276.5 | 2376.5 | 2476.5 | 2576.5 | 2676.5 | 2776.5 | 2876.5 | 2976.5 | 3076.5 | 3176.5 | 3276.5 | 3376.5 |
| KG | 10.2 | 10.7 | 11.2 | 11.7 | 12.2 | 12.7 | 13.2 | 13.7 | 14.2 | 14.7 | 15.2 | 15.7 | 16.2 | 16.7 | 17.2 | 17.7 | 18.2 | 18.7 | 19.2 | 19.7 | 20.2 |
| 行程 Stroke | 3300 | 3400 | 3500 | 3600 | 3700 | 3800 | 3900 | 4000 | 4100 | 4200 | 4300 | 4400 | 4500 | 4600 | 4700 | 4800 | 4900 | 5000 | 5100 | 5200 | 5300 |
| L | 3476.5 | 3576.5 | 3676.5 | 3776.5 | 3876.5 | 3976.5 | 4076.5 | 4176.5 | 4276.5 | 4376.5 | 4476.5 | 4576.5 | 4676.5 | 4776.5 | 4876.5 | 4976.5 | 5076.5 | 5176.5 | 5276.5 | 5376.5 | 5476.5 |
| KG | 20.7 | 21.2 | 21.7 | 22.2 | 22.7 | 23.2 | 23.7 | 24.2 | 24.7 | 25.2 | 25.7 | 26.2 | 26.7 | 27.2 | 27.7 | 28.2 | 28.7 | 29.2 | 29.7 | 30.2 | 30.7 |

※本公司享有變更規格之權益，恕不另行通知 ※Drawings and specifications are subject to change without prior notice.