

LNK12 - L10 - S100 - M2 - M400W - B - 3 A

型號 Model 導程 Lead 行程 Stroke 馬達方向 Motor direction 馬達廠牌及出力 Motor brand and output 煞車 Brake 光電位置 Photoelectric position 光電類型 Type of photoelectric

馬達方向 Motor direction

- M2 馬達外置 Motor outside position
- M3 馬達外置右側 Motor outside, rightward position
- M4 馬達外置左側 Motor outside, leftward position
- M6 馬達外置下方 Motor outside, lower position

馬達廠牌及出力 Motor brand and output

- H 匯川 Inovance
- X 西門子 Siemens
- M 三菱 Mitsubishi
- Y 安川 Yaskawa
- P 松下 Panasonic
- F 富士 Fuji
- T 台達 Delta
- S SATA

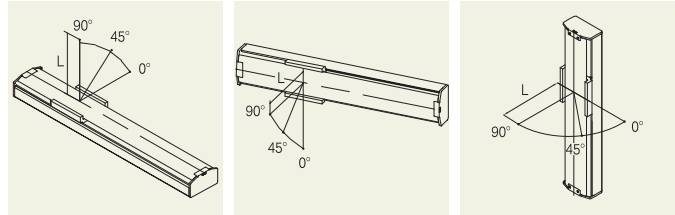
- 1- 內置 Inside
- 3- 外置右側 Outside Right
- 4- 外置左側 Outside Left

- E/ 空白 - 不含/無指定 Blank - Excluding/Unspecified

- A - NPN
- C - PNP

LNK12規格表(LNK12 Specification):

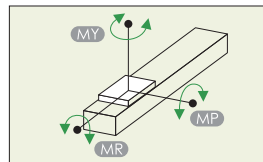
馬達出力 Step motor output	400W			
重複定位精度 Repeatability(mm)	±0.01			
滾珠絲桿外徑 B.S(Ø)	Ø14			
滾珠螺桿導程 Lead(mm)	6	12	24	
最快速度 Maximum speed(mm/sec)	360	720	1440	
最大載重 Maximum payload(kg)	水平使用 (H)	110	88	40
	垂直使用 (V)	29	15	9
額定推力 Rated thrust(N)	1156	578	289	
行程 Stroke(mm)	50-1250 50間隔 (interval)			



水平安裝應用: 單位Unit:mm Horizontal use				牆面安裝應用: 單位Unit:mm Wall installation use				垂直安裝應用: 單位Unit:mm During vertical use						
導程 Lead	荷重 Payload	0°	45°	90°	導程 Lead	荷重 Payload	0°	45°	90°	導程 Lead	荷重 Payload	0°	45°	90°
Lead6	60KG	268	134	1900	Lead6	60KG	1990	995	268	Lead6	20KG	1250	625	1250
	80KG	148	92	1428		80KG	1428	714	184		29KG	870	435	870
	110KG	114	57	963		110KG	963	481.5	114		-	-	-	-
Lead12	60KG	483	241	1538	Lead12	60KG	1538	769	483	Lead12	10KG	2250	1125	2500
	70KG	406	203	1300		70KG	1300	650	406		15KG	1500	750	1500
	88KG	311	155.5	1010		88KG	1010	505	311		-	-	-	-
	20KG	693	346.5	1285		20KG	1285	642.5	693		7KG	1840	920	1840
Lead24	30KG	450	225	835	Lead24	30KG	835	417.5	450	Lead24	9KG	1430	715	1450
	40KG	328	164	613		40KG	613	306.5	328		-	-	-	-

*滑塊表面中心到搬送物重心的距離 (僅供參考)
Distance center of slider top to center of gravity of object being transported (For reference only)

靜態容許負載慣量
Static Loading Moment

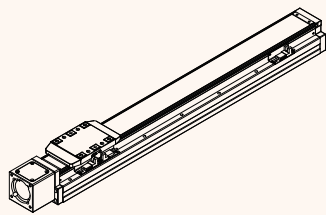


(單位:N.m) (Unit:N.m)

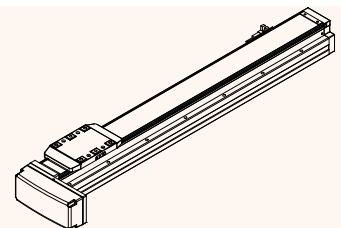
水平使用時 Static Loading Moment

MY	606
MP	606
MR	1168

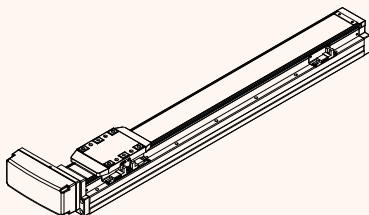
"此款型號不建議當多軸負載軸"
This model suggest not be used as load axis of multi axes.



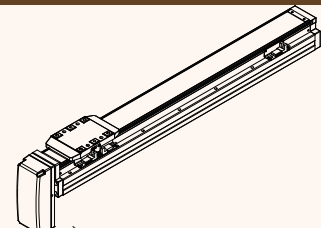
M2



M3

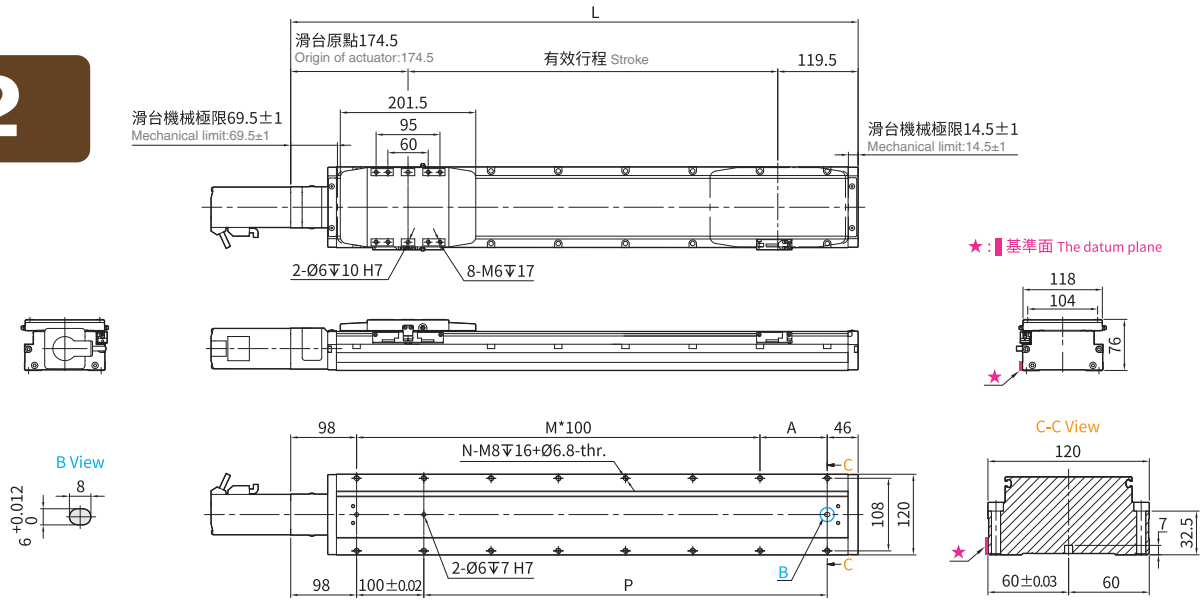


M4



M6

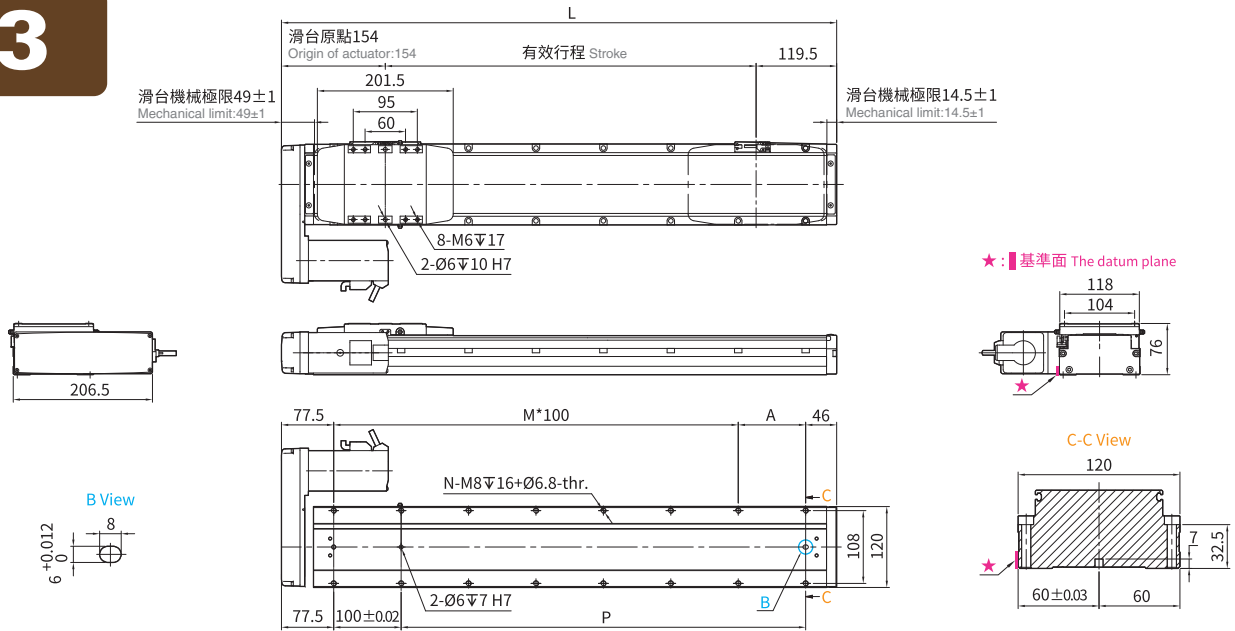
M2



行程 Stroke	50	100	150	200	250	300	350	400	450	500	550	600	650	700	750	800	850	900	950	1000	1050	1100	1150	1200	1250
L	344	394	444	494	544	594	644	694	744	794	844	894	944	994	1044	1094	1144	1194	1244	1294	1344	1394	1444	1494	1544
A	100	50	100	50	100	50	100	50	100	50	100	50	100	50	100	50	100	50	100	50	100	50	100	50	100
M	1	2	2	3	3	4	4	5	5	6	6	7	7	8	8	9	9	10	10	11	11	12	12	13	13
N	6	8	8	10	10	12	12	14	14	16	16	18	18	20	20	22	22	24	24	26	26	28	28	30	30
質量(kg)	5.05	5.4	5.75	6.1	6.45	6.8	7.15	7.5	7.85	8.2	8.55	8.9	9.25	9.6	9.95	10.3	10.65	11	11.35	11.7	12.05	12.4	12.75	13.1	13.45

※本公司享有變更規格之權益，恕不另行通知 ※Drawings and specifications are subject to change without prior notice.

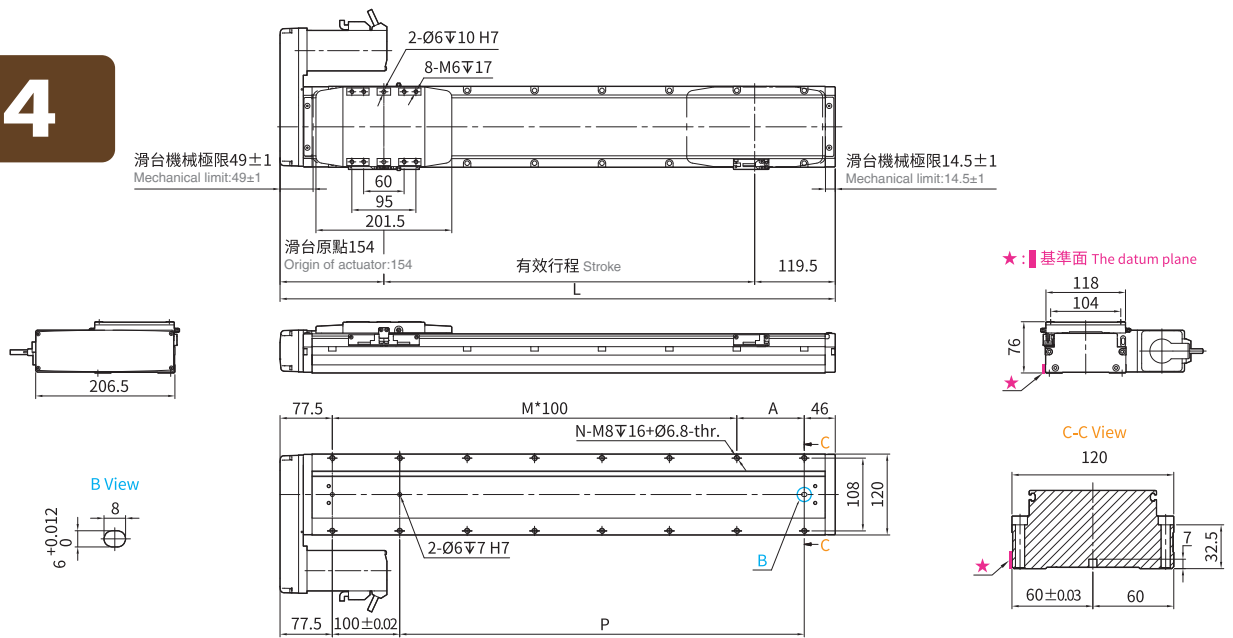
M3



Stroke	50	100	150	200	250	300	350	400	450	500	550	600	650	700	750	800	850	900	950	1000	1050	1100	1150	1200	1250
L	323.5	373.5	423.5	473.5	523.5	573.5	623.5	673.5	723.5	773.5	823.5	873.5	923.5	973.5	1023.5	1073.5	1123.5	1173.5	1223.5	1273.5	1323.5	1373.5	1423.5	1473.5	1523.5
A	100	50	100	50	100	50	100	50	100	50	100	50	100	50	100	50	100	50	100	50	100	50	100	50	100
M	1	2	2	3	3	4	4	5	5	6	6	7	7	8	8	9	9	10	10	11	11	12	12	13	13
N	6	8	8	10	10	12	12	14	14	16	16	18	18	20	20	22	22	24	24	26	26	28	28	30	30
質量(kg)	5.25	5.5	5.95	6.3	6.65	7	7.35	7.7	8.05	8.4	8.75	9.1	9.45	9.8	10.15	10.5	10.85	11.2	11.55	11.9	12.25	12.6	12.95	13.3	13.65

※本公司享有變更規格之權益，恕不另行通知 ※Drawings and specifications are subject to change without prior notice.

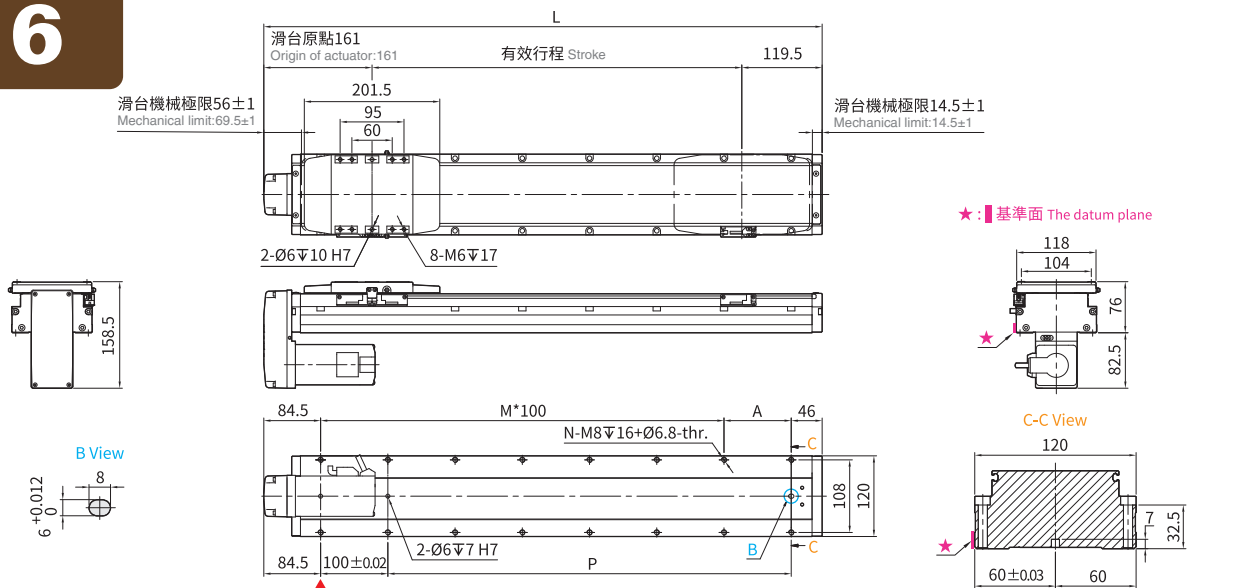
M4



Stroke	50	100	150	200	250	300	350	400	450	500	550	600	650	700	750	800	850	900	950	1000	1050	1100	1150	1200	1250
L	323.5	373.5	423.5	473.5	523.5	573.5	623.5	673.5	723.5	773.5	823.5	873.5	923.5	973.5	1023.5	1073.5	1123.5	1173.5	1223.5	1273.5	1323.5	1373.5	1423.5	1473.5	1523.5
A	100	50	100	50	100	50	100	50	100	50	100	50	100	50	100	50	100	50	100	50	100	50	100	50	100
M	1	2	2	3	3	4	4	5	5	6	6	7	7	8	8	9	9	10	10	11	11	12	12	13	13
N	6	8	8	10	10	12	12	14	14	16	16	18	18	20	20	22	22	24	24	26	26	28	28	30	30
質量(kg)	5.25	5.5	5.95	6.3	6.65	7	7.35	7.7	8.05	8.4	8.75	9.1	9.45	9.8	10.15	10.5	10.85	11.2	11.55	11.9	12.25	12.6	12.95	13.3	13.65

※本公司享有變更規格之權益，恕不另行通知 ※Drawings and specifications are subject to change without prior notice.

M6



* 此處固定孔會被馬達遮住，規劃時請注意。
Please note that this thread hole will be covered by motor.

Stroke	50	100	150	200	250	300	350	400	450	500	550	600	650	700	750	800	850	900	950	1000	1050	1100	1150	1200	1250
L	330.5	380.5	430.5	480.5	530.5	580.5	630.5	680.5	730.5	780.5	830.5	880.5	930.5	980.5	1030.5	1080.5	1130.5	1180.5	1230.5	1280.5	1330.5	1380.5	1430.5	1480.5	1530.5
A	100	50	100	50	100	50	100	50	100	50	100	50	100	50	100	50	100	50	100	50	100	50	100	50	100
M	1	2	2	3	3	4	4	5	5	6	6	7	7	8	8	9	9	10	10	11	11	12	12	13	13
N	6	8	8	10	10	12	12	14	14	16	16	18	18	20	20	22	22	24	24	26	26	28	28	30	30
質量(kg)	5.21	5.56	5.91	6.26	6.61	6.96	7.31	7.66	8.01	8.36	8.71	9.06	9.41	9.76	10.11	10.46	10.81	11.16	11.51	11.86	12.21	12.56	12.91	13.26	13.61

※本公司享有變更規格之權益，恕不另行通知 ※Drawings and specifications are subject to change without prior notice.