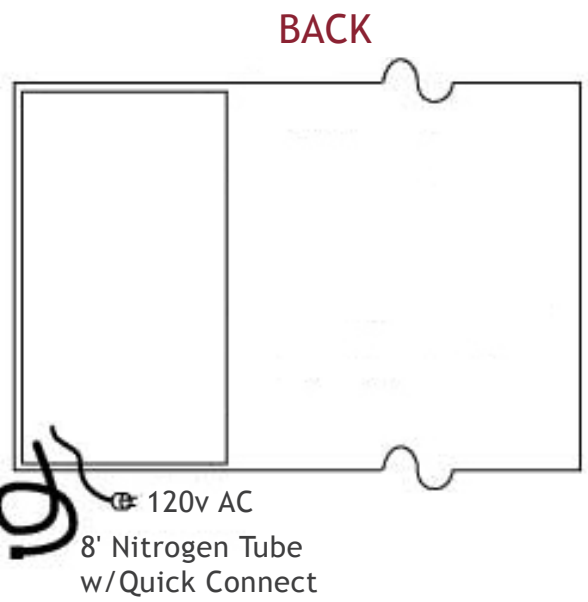
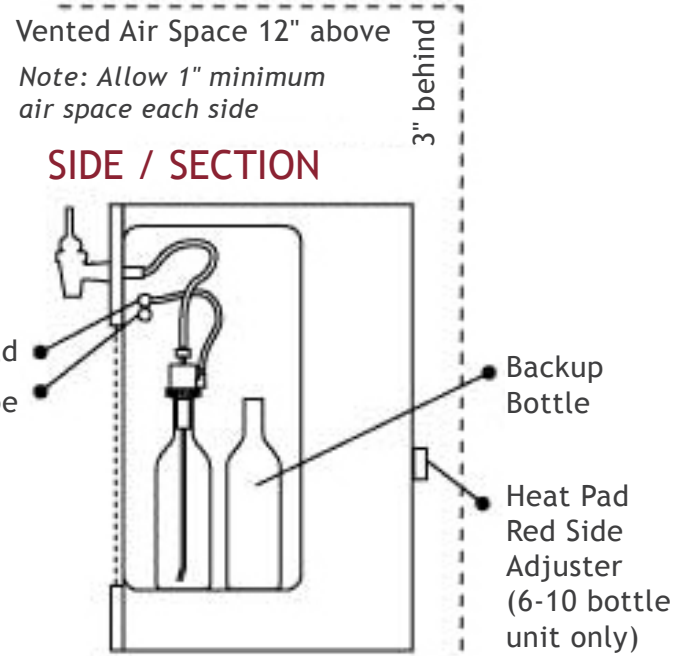
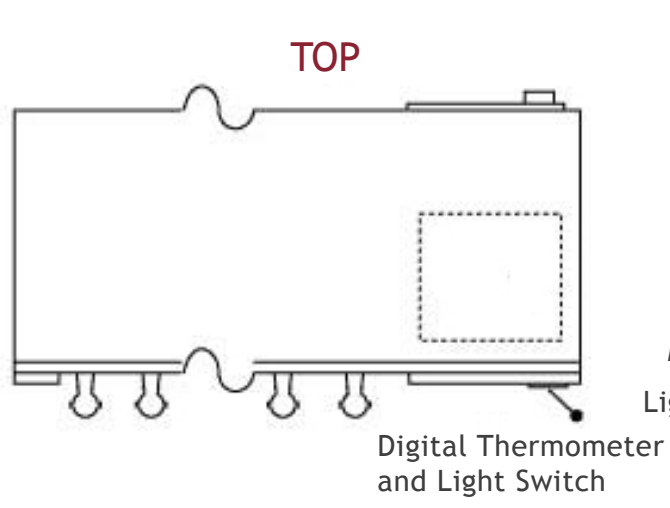


## PRODUCT SCHEMATIC

### THE MAGNUM



**MAGNUM**

Model	Faucets	Description	Amps	Width	Height	Depth	Net D	Weight
6-	6/0-0/6	6-Bottle	3	41.13"	25.38"	15"	18"	135 lbs
8-	8/0-0/8	8-Bottle	3	49.13"	25.38"	15"	18"	150 lbs
12-	12/0-0/12	12-Bottle	3	65.13"	25.38"	15"	18"	185 lbs
16-	12/4-4/12	16-Bottle	3	81.13"	25.38"	15"	18"	220 lbs