



VIRGINIA

2017-18 VIRGINIA CAVALIER WOMEN'S BASKETBALL GAME NOTES

2017-18 Schedule/Results

Nov. 10	at No. 7 Mississippi St.	L 68-53
Nov. 12	CENTRAL CONN ^{ACCNE}	W, 103-59
Nov. 16	GEORGIA ^{ACCNE}	L, 64-61
Nov. 19	at Dayton	L, 61-46
Nov. 21	HAMPTON ^{ACCNE}	W, 66-62
Nov. 25	HARVARD ^{ACCNE}	W, 50-48
Nov. 26	DUQUESNE ^{%ACCNE}	L, 74-63
Nov. 29	No. 15 MARYLAND ^{#ACCNE}	L, 60-59
Dec. 2	UNCG ^{ACCNE}	W, 68-50
Dec. 4	at Rutgers ^{BTN}	L, 52-43
Dec. 17	vs Ohio [^]	W, 77-59
Dec. 18	vs Indiana [^]	WOT, 82-72
Dec. 21	MANHATTAN ^{ACCNE}	W, 69-47
Dec. 28	PITTSBURGH ^{*ACCNE}	W, 62-50
Dec. 31	SYRACUSE ^{*ACCNE}	W, 68-63
Jan. 4	at NC State ^{*ACCNE}	W, 73-63
Jan. 7	CLEMSON ^{*ACCNE}	W, 70-41
Jan. 11	at Boston College ^{*ACCNE}	W, 68-57
Jan. 14	at No. 16 Duke ^{*ESPN2}	L, 55-48
Jan. 21	VIRGINIA TECH ^{*RSN}	W, 61-52
Jan. 25	NORTH CAROLINA ^{*ACCNE}	W, 82-70
Jan. 28	at Georgia Tech ^{*ACCNE}	W, 62-56
Feb. 1	No. 4 LOUISVILLE ^{*RSN}	L, 77-41
Feb. 8	at No. 12 Florida State ^{*ACCNE}	L, 77-62
Feb. 11	at Virginia Tech ^{*ACCNE}	W, 64-62
Feb. 15	No. 5 NOTRE DAME ^{*ACCNE}	L, 83-29
Feb. 18	MIAMI ^{*RSN}	12:30 p.m.
Feb. 22	at No. 4 Louisville ^{*ACCNE}	7 p.m.
Feb. 25	at Wake Forest ^{*RSN}	3 p.m.

* ACC game

[^] West Palm Invitational (Keiser Univeristy)

% Cavalier Classic Tournament

Big Ten/ACC Challenge

[RSN] - ACC Regional Sports Networks

[ESPN2] - ESPN2

[ACCNE] - ACC Network Extra Streaming

[SEC] - SEC Network

All Times Eastern

Rankings are Associated Press

Game 27 • Sunday, February 18, 2018 • 12:30 p.m. ET

John Paul Jones Arena • Charlottesville, Va.



Virginia Cavaliers (16-10, 9-4 ACC)

vs

Miami Hurricanes (18-8, 8-5 ACC)



Radio: WINA 1070-AM and 98.9 FM : Luke Neer, Myron Ripley

TV: ACC Regional Sports Networks: Mike Hogewood, Chelsea Shine

- It is the annual Play4Kay "pink" game
- Virginia has lost three of its last four games, but all three losses have come against top-15 teams: No. 4 Louisville, No. 12 Florida State and No. 5 Notre Dame. The Cavaliers play at No. 4 Louisville next Thursday, giving them four games against ranked teams in a stretch of six contests
- Redshirt senior guard J'Kyra Brown scored 17 points against Notre Dame. Brown made just one three-pointer, extending her streak of games in which she has hit at least one trey to 20, but went 5-of-8 from inside the arc and was 4-of-5 from the free throw line
- Brown ranks 11th in the ACC in three-point efficiency, making 38.7 percent of her attempts
- Felicia Aiyeotan scored a season-high 17 points with 11 rebounds against Notre Dame, picking up her seventh double-double of the season. It was her second double-double in the last three games after scoring a then-season-high 15 points with 13 rebounds at Florida State
- Aiyeotan leads the ACC in blocked shots and already ranks fifth in program history with 114 in her career
- Aiyeotan is ninth in the ACC in rebounding, averaging 7.5 per game. Last season, Aiyeotan averaged 4.6 points and 3.7 rebounds per game
- Aiyeotan is shooting 53.2 percent in ACC games this season. Against conference opponents, she is averaging 8.3 points and 7.5 rebounds. Last season in ACC games, Aiyeotan averaged 3.1 points and 3.6 rebounds per game
- Lauren Moses became the 34th player in UVA program history to reach 1,000 career points, reaching the milestone in the fourth quarter against Notre Dame. Aliyah Huland El hit the same benchmark in the Cavaliers' previous home game, the loss to Louisville
- Huland El needs three points to pass Chelsea Shine and move up to 31st on the career scoring list
- Moses is currently tied with Jenny Boucek at No. 33 on the career scoring list. Boucek, a former WNBA head coach - most recently with the Seattle Storm - is a current assistant coach with the Sacramento Kings, one of two active female full-time assistant coaches in the NBA

Projected Starting Lineup

G	1	Brianna Tinsley	Fr.	4.4 ppg	1.8 rpg	40 assts/14 stls
• Made her first career start at Dayton; scored a career-high 10 points against UNC						
G	4	Dominique Toussaint	So.	11.0 ppg	3.2 rpg	93 assts/28 stls
• Leads the team in scoring; 12 pts/6 reb/6 assts at FSU						
G	13	Jocelyn Willoughby	So.	10.0 ppg	5.1 rpg	29 assts/38 stl
• Back-to-back double-doubles at Boston College (18 pts/11 reb) and at Duke (11 pts/10 reb)						
G	23	Aliyah Huland El	Sr.	10.7 ppg	3.5 rpg	38 assts/24 stl/23 blk
• Scored the 1,000th point of her career against Louisville; season-high 21 points at Georgia Tech						
C	30	Felicia Aiyeotan	So.	7.6 ppg	7.5 rpg	60 blk
• leads ACC in blocked shots; 10th in rebounding; season-high 17 points against Notre Dame						

- Miami has won seven of its last nine games, including an 82-58 win over Pittsburgh on Thursday night. Erykah Davenport scored 20 points on 10-of-12 shooting, her seventh 20-point game of the season
- Davenport leads the team in scoring and rebounding, averaging 12.3 points per game and 8.7 rebounds. Freshman Mykea Gray is second on the team in scoring, averaging 11.8 points per game
- Virginia leads the all-time series 9-8 and is 7-7 in ACC games
- Miami has won seven of the last 10 meetings including a 63-52 game last year in Coral Gables
- Last year, No. 16 Miami opened the game on a 12-2 run, including scoring the first eight points of the game, and led 26-18 at the half. The Cavaliers scored eight-straight points in the third quarter to pull within five, 35-30, but Miami finished the period on a 6-1 run and built up a 54-39 advantage with two minutes remaining. A pair of three-pointers from J'Kyra Brown helped cut the deficit to single-digits, 57-49, with 56 seconds remaining, but Miami converted four free throws in the final 13 second to close out the game
- The last time the two teams met in JPJ, Virginia cruised to a 76-56 victory (1/3/16)
- Both Miami head coach Katie Meier and Virginia head coach Joanne Boyle are Duke grads, though they were not teammates. Boyle graduated from Duke in 1985 and Meier received her undergraduate degree in 1989 and her masters as a redshirt senior in 1990. Both Boyle and Meier played in Europe at the same time in the early 1990's with Boyle playing in Luxembourg and Germany and Meier in Belgium.

QUICK HITTERS AND FUN FACTS ABOUT THE HOOS

- Members of the team were included in a Good Morning America feature on AD Carla Williams that ran on February 14. Jocelyn Willoughby and Lauren Moses were both featured in the Robin Roberts Black History Month piece on Williams appointment as the first African-American athletics director of a Power-5 conference school
- Sophomore forward/guard Jocelyn Willoughby was appointed as the non-voting, student-athlete member of the NCAA Division I Women's Basketball Oversight Committee. Willoughby is the lone student-athlete on the 15-member committee with her tenure running through June 2020. The goals of the committee are to advance the game and perception of women's basketball, improve the student-athlete experience and put an emphasis on the personal growth of student athletes. Along with the goals, it will also work to supervise qualifications and/or selection procedures for the NCAA Division I Women's Basketball Championship and provide direction to the NCAA Division I Women's Basketball Rules Committee regarding playing rules
- Willoughby was recently selected to be one of 25 fellows at the University of Virginia's Meriwether Lewis Institute for Citizen Leadership. This is a very prestigious 2.5-year immersive leadership program that brings together a diverse group of UVA students that enroll in a Foundations in Design Thinking class their sophomore year before undertaking a six-week program in the summer before their junior year. As third and fourth year students, the Fellows apply what they've learned to key University issues, participating in independent and small group projects aimed at improving the University
- Aliyah Huland El is majoring in kinesiology and wants to be a pediatrician
- J'Kyra Brown is an accomplished bowler. She took up bowling at four years old and holds several lane records back home at the Rocky Mount Bowling Center. Her all-time best is a 275 and she also has a 248 game. She owns five different bowling balls. The Black Widow is her baby, but she also has a SpongeBob ball that she got when she was 10 that she uses for spares, for straight balls or corner shots
- Dominique Toussaint's dream one-on-one match-up is to go up against Sue Bird. Her favorite sports team is the New York Liberty
- Lauren Moses' brother, Dezman, played for the Green Bay Packers (2012) and the Kansas City Chiefs (2013-15), including seeing action in the 2015 Divisional Playoff against the Patriots
- Felicia Aiyeotan did not start playing basketball until she was 15 as "Most schools just have soccer fields. There weren't basketball courts or gyms at my school because it was a public school. They don't have a lot of resources for that. Where I lived, though, there was an outdoor basketball court. I would go there on the weekends because during the week, I had to go to tutoring. At that time I wasn't fully into basketball. Since it was outdoors, the weather would sometimes mess your schedule up because it would rain." She came to the United States before her freshman year in high school. She spent three years at Neumann Goretti High in Philadelphia (where they were the No. 1 team in the nation her junior year before transferring to Blair Academy in New Jersey for her senior year. Pounded Yam Egusi Soup is her favorite dish from home that her mom makes. "Pounded yam looks like dough, like mashed potatoes and then Egusi soup is made out of melon and vegetables. You can add whatever you want, if you want beef or fish, but it is spicy." She really misses the spice of Nigerian food.
- Aiyeotan is the tallest active player in NCAA women's basketball right now. The next tallest is Sara Hamson of BYU at 6-7. Nancy Mulkey of Rice is also 6-9, but she is a sophomore transfer from Oklahoma and is sitting out the season
- The Cavaliers took a foreign tour this summer, spending seven days in Costa Rica in August, taking on a Canadian team as well as the Costa Rican National Team. It allowed the squad time to practice as well as the experience of getting three exhibition games under their belt. While in Costa Rica, the team went zip lining through a jungle while others went on an ATV tour. Some of them took surfing lessons as well as seeing wildlife that included a river filled with crocodiles. Their favorite part of the trip, however, was a trip to an orphanage, an activity they enjoyed so much, the itinerary of the trip was altered to allow a return visit to see the kids

VIRGINIA RECORD BOOK

1000 POINTS CLUB

1.	2540	Monica Wright (200-10)
2.	2135	Dawn Staley (1989-92)
25.	1122	LaTonya Blue (2002-05)
26.	1080	Breyana Mason (2014-17)
27.	1070	Schuye LaRue (2000-01)
28.	1053	Siedah Williams (2004-07)
29.	1034	Svetlana Volnaya (1999-01)
30.	1028	Sarah Imovbioh (2013-15)
31.	1023	Chelsea Shine (2009-12)
32.	1021	Aliyah Huland El (2015-present)
33.	1003	Lauren Moses (2015-present)
	1003	Jenny Boucek (1993-96)

BLOCKS- CAREER

1.	330	DeMya Walker (1996-99)
2.	152	Heather Burge (1990-93)
3.	139	Jocelyn Logan-Friend (2002-05)
4.	123	Monick Foote (1995-99)
5.	114	Felicia Aiyeotan (2017-present)
6.	110	Tonya Cardoza (1987-91)
7.	108	Heidi Burge (1990-93)
8.	101	Lauren Moses (2015-present)
9.	99	Chrissy Reese (1980-83)
10.	96	Laurie Carter (1984-88)

BLOCKS- SEASON

1.	95	DeMya Walker (1998)
2.	84	DeMya Walker (1997)
3.	83	DeMya Walker (1999)
4.	68	DeMya Walker (1996)
5.	63	Jocelyn Logan-Friend (2005)
6.	60	Felicia Aiyeotan (2018)
7.	56	Chrissy Reese (1980)
8.	54	Felicia Aiyeotan (2017)
9.	49	Heather Burge (1993)
10.	46	Schuye LaRue (2000)

REBOUNDS - CAREER

1.	1221	Wendy Palmer (1993-96)
2.	955	Heather Burge (1990-93)
3.	932	DeMya Walker (1996-99)
4.	932	Cathy Grimes (1982-85)
5.	881	Lyndra Littles (2005-09)
6.	853	Heidi Burge (1990-93)
7.	827	Dawn Bryant (1986-89)
8.	805	Brandi Teamer (2002-05)
9.	793	Sarah Imovbioh (2013-15)
10.	772	Dawn Staley (1990-92)
11.	764	Monica Wright (2006-10)
NR.	711	Lauren Moses (2015-present)

THREE POINTERS - CAREER

1.	220	Tora Suber (1994-97)
2.	196	Brenna McGuire (2004-07)
3.	193	Ataira Franklin (2011-14)
4.	187	Telisha Quarles (1998-02)
5.	181	Anna Prillaman (2001-04)
6.	139	Tammi Reiss (1989-92)
7.	134	Dena Evans (1990-93)
8.	132	Monica Wright (2006-10)
9.	131	Dawn Staley (1989-92)
	131	Mikayala Venson (2015-16)
NR	127	Aliyah Huland El (2015-present)



Jae'Lisa Allen has been a strong contributor for the team on the practice court and in the locker room for the Cavaliers. Jae has had several memorable performances, including scoring five points with three rebounds against Coppin State this season and scoring the bucket that put the Hoos over the century mark against Delaware State her freshman year. The African-American Studies and African Studies major was averaging a career high in minutes this season before being sidelined by an injury.

J'Kyra Brown is the spark off the bench for the Cavaliers. J'Kyra transferred to UVA from East Carolina after her freshman season and then joined the team on the floor in 2014 after sitting out a year and has been a crucial part of the offense ever since. The sharp-shooting guard has hit at least one three pointer in each of the last 18 games and has ranked in the top-10 in the ACC in three-point shooting percentage this season. Her top performance came in the overtime win this year against Indiana when she scored a career-high 24 points.

Aliyah Huland El became the 33rd member of the Virginia 1,000 point club two weeks ago against Louisville. She is also shooting her way up the program's career list for made three-pointers. The kinesiology major is leading the team in scoring this season while putting up career-best numbers. She has had many memorable games in her career including scoring 23 points in last season against Louisville and her double-double last year against Coppin State when she dished out 10 assists to go with 12 points.

Lauren Moses is just the eighth player in Virginia program history to record 100 or more blocked shots in her career. Lauren made an immediate impact on the program, jumping right into the starting lineup in her very first collegiate game. Since then, Moses has become the 34th member of the Virginia 1,000 point club. She also earned a spot on last year's All-ACC Academic Team and has been named to four different All-Tournament teams, including the MVP of the 2015 Cavalier Classic.

Also being honored: Senior managers Breanna Bowman, Casey Driskill and Heren Mekonnen

2017-18 VIRGINIA WOMEN'S BASKETBALL ROSTER
NUMERICAL

NO.	NAME	POS.	HT.	CLASS	HOMETOWN / PREVIOUS SCHOOL
1	Brianna Tinsley	Guard	5-7	Fr.	Madison, Va./St. Anne's-Belfield
2	Jae'Lisa Allen	Forward	6-2	Sr.	Pine Bluff, Ark./White Hall
3	Lauren Moses	Forward	6-2	Sr.	Mount Holly, N.J./Rancocas Valley
4	Dominique Toussaint	Guard	5-9	So.	Staten Island, N.Y./Christ the King
5	Khyasia Caldwell	Guard	5-5	Fr.	Pocono Summit, Pa./Pocono Mountain East
10	J'Kyra Brown	Guard	5-11	Sr.	Rocky Mount, N.C./Rocky Mount HS/East Carolina
13	Jocelyn Willoughby	Guard	6-0	So.	East Orange, N.J./Newark Academy
14	Lisa Jablonowski	Forward	6-3	So.	Ernster, Luxembourg/Lycees des Garcons
20	Amandine Toi	Guard	5-11	Fr.	Paris, France / ISEP Academy
23	Aliyah Huland El	Guard	6-1	Sr.	Randolph, N.J./Randolph
30	Felicia Aiyeotan	Center	6-9	So.	Lagos, Nigeria/Blair Academy (N.J.)
32	Moné Jones	Forward	6-3	Jr.	Durham, N.C./Riverside
35	Shakyna Payne	Forward	6-3	So.	Acworth, Ga./SW Atlanta Christian Academy

ALPHABETICAL

NO.	NAME	POS.	HT.	CLASS	HOMETOWN / PREVIOUS SCHOOL
30	Felicia Aiyeotan	Center	6-9	So.	Lagos, Nigeria/Blair Academy (N.J.)
2	Jae'Lisa Allen	Forward	6-2	Sr.	Pine Bluff, Ark./White Hall
10	J'Kyra Brown	Guard	5-11	Sr.	Rocky Mount, N.C./Rocky Mount HS/East Carolina
5	Khyasia Caldwell	Guard	5-5	Fr.	Pocono Summit, Pa./Pocono Mountain East
23	Aliyah Huland El	Guard	6-1	Sr.	Randolph, N.J./Randolph
4	Lisa Jablonowski	Forward	6-3	So.	Ernster, Luxembourg/Lycees des Garcons
32	Moné Jones	Forward	6-3	So.	Durham, N.C./Riverside
3	Lauren Moses	Forward	6-2	Sr.	Mount Holly, N.J./Rancocas Valley
35	Shakyna Payne	Forward	6-3	So.	Acworth, Ga./SW Atlanta Christian Academy
1	Brianna Tinsley	Guard	5-7	Fr.	Madison, Va./St. Anne's-Belfield
20	Amandine Toi	Guard	5-11	Fr.	Paris, France / ISEP Academy
4	Dominique Toussaint	Guard	5-9	So.	Staten Island, N.Y./Christ the King
13	Jocelyn Willoughby	Guard	6-0	So.	East Orange, N.J./Newark Academy

HEAD COACH: Joanne Boyle (Duke '85), 7th Year at Virginia

ASSISTANT COACH: La'Keshia Frett Meredith (Georgia '97), 5th year at Virginia

ASSISTANT COACH: Katherine Graham (LSU, '11), 2nd year at Virginia

ASSISTANT COACH: Tim Taylor (James Madison, '89), 9th year at Virginia

PRONUNCIATION GUIDE

Felicia Aiyeotan	eye-OH-tahn
Jae'Lisa Allen	JAY-lisa
J'Kyra Brown	Juh-KYE-rah
Khyasia Caldwell	KIE-Asia
Aliyah Huland El	ahh-LEE-uh HEW-land ELLE
Lisa Jablonowski	LEE-zuh YOB-lo-NOW-skee
Shakyna Payne	shuh-KYE-nuh
Amandine Toi	Ah-moe-DEEN TWAH
Dominique Toussaint	too-SAWN

La'Keshia Frett Meredith Lah-KEE-shah

30 FELICIA AIYEOTAN



6-9 • Sophomore • Center • Lagos, Nigeria • Blair Academy (N.J.)

2017-18

- Currently leads the ACC in blocked shots and is 9th in rebounding (2/16)
- Is the tallest active player in NCAA women's basketball right now. The next tallest is Sara Hamson of BYU at 6-7. Nancy Mulkey of Rice is also 6-9, but she is a sophomore transfer from Oklahoma and is sitting out the season
- Made her first career start at Mississippi State (11/10)
- Had her second career double-double against Central Connecticut with 12 points and 10 rebounds (11/12)
- Had eight points with seven rebounds against Georgia (11/16)
- Came off the bench to score 10 points with six rebounds and six blocked shots in the game against Maryland, going 5-of-7 from the field (11/29)
- Had a career-high 14 rebounds with 10 points in 22 minutes against Ohio (12/17)
- Back-to-back double-doubles against Pitt and Syracuse to start ACC play. Added a third double-double against Clemson, giving her three in the first four ACC contests of 2018
- Scored a season-high 15 points with 13 rebounds at Florida State (2/8)

2016-17

- Third in the ACC in blocked shots
- Her 53 blocked shots this season is seventh in the Virginia record book for blocked shots in a single season. Had more blocked shots this season than the entire team did in 2013-14

OTHER

- Is 6-9 with a wing span of 7-3
- Played her senior season at Blair Academy (N.J.), averaging 14.0 points per game. As a junior at Nuemann Goretti High in Philadelphia, Pa., won the national title with the team going 30-0 and finishing as the top-ranked high school team in the country

2017-18 GAME-BY-GAME:

Opponent	GS	FG-FGA	3FG-3FGA	FT-FTA	Off-Def	Total Reb	PF	Points	A	TO	Blk	Stl	Min
at Miss St	*	1-2	0-0	2-4	2-5	7	1	4	0	2	4	0	29
CENT CONN	*	6-11	0-0	0-2	6-4	10	3	12	0	0	1	1	18
GEORGIA	*	3-8	0-0	2-2	2-5	7	1	8	1	2	1	1	29
at Dayton	*	2-6	0-0	1-2	2-4	6	2	5	0	2	2	0	12
HAMPTON		1-2	0-0	0-0	0-3	3	3	2	0	1	3	0	15
HARVARD		2-6	0-0	2-3	6-1	7	3	6	2	0	0	0	15
DUQUESNE		1-1	0-0	0-0	0-5	5	1	2	2	2	3	0	17
MARYLAND		5-7	0-0	0-2	1-5	6	2	10	0	2	6	0	27
UNCG	*	3-8	0-0	2-4	2-7	9	1	8	1	5	6	0	26
at Rutgers	*	3-7	0-0	0-0	2-9	11	1	6	1	2	4	0	37
vs Ohio	*	4-11	0-0	2-4	6-8	14	0	10	0	0	3	0	22
vs Indiana	*	5-8	0-0	0-0	2-1	3	2	10	2	4	0	0	17
MANHATTAN	*	3-5	0-0	1-1	2-7	9	1	7	0	2	1	0	22
PITT	*	5-6	0-0	0-0	4-6	10	0	10	1	2	3	0	24
SYRACUSE	*	6-10	0-0	0-2	2-8	10	1	12	3	3	2	1	28
at NC State	*	2-7	0-0	0-0	2-3	5	4	4	0	2	1	0	21
CLEMSON	*	4-8	0-0	2-3	3-7	10	0	10	2	2	4	1	18
at BC	*	3-9	0-0	0-0	2-2	4	2	6	0	2	1	0	20
at Duke	*	1-3	0-0	0-0	0-6	6	1	2	1	2	1	1	20
VA TECH	*	2-5	0-0	0-0	2-6	8	1	4	0	1	4	0	24
UNC	*	3-5	0-0	0-0	1-4	5	2	6	0	1	1	0	20
at Ga Tech	*	3-4	0-0	2-2	2-3	5	2	8	2	0	5	0	25
LOUISVILLE	*	4-7	0-0	0-1	3-4	7	1	8	0	2	1	0	28
at FSU	*	7-10	0-0	1-1	5-8	13	1	15	1	3	2	0	28
at Va Tech	*	3-8	0-0	0-0	1-3	4	1	6	0	1	1	0	24
NOTRE DAME	*	7-12	0-0	3-6	7-4	11	0	17	1	4	0	0	25
MIAMI													
at Louisville													
at Wake													

SINGLE GAME BESTS

POINTS

Season: 17 vs Notre Dame (2/15)

Career: 23 vs Coppin State (11/13/16)

REBOUNDS

Season: 14 vs Ohio (12/17)

Career: 14 vs Ohio (12/17/17)

FG MADE

Season: 7 (2x)

Career: 10 vs Coppin State (11/13/16)

FG ATTEMPTS

Season: 12 vs Notre Dame (2/15)

Career: 12 (2x) last vs Notre Dame (2/15)

FG PERCENTAGE

Season: 5-of-6 vs Pitt (12/28)

Career: 8-of-9 (.889) vs UIC (12/16/16)

FT MADE

Season: 3

Career: 3

FT ATTEMPTS

Season: 6 vs Notre Dame (2/15)

Career: 6 vs Notre Dame (2/15/18)

ASSISTS

Season: 3 vs Syracuse (12/31)

Career: 3 vs Syracuse (12/31/17)

BLOCKS

Season: 6 (2x), last vs UNCG (12/2)

Career: 6 (multiple)

STEALS

Season:

Career: 2, Nebraska (11/26/16)

Double Doubles:

Season: 7, last vs Notre Dame (2/15)

Career: 8, last vs Notre Dame (2/15)

VIRGINIA CAREER STATISTICS

Year	G-GS	Min/Avg	FG-FGA	Pct.	3FG-A	Pct.	FT-FTA	Pct.	O-D	T	Avg.	Pf-DQ	Ast	TO	Blk	St	Pts	Avg
2016-17	33-0	411/12.5	65-125	.520	0-0	.000	21-32	.656	42-79	121	3.7	28-0	14	39	54	4	151	4.6
2017-18	26-22	591/22.7	89-176	.506	0-0	.000	20-39	.513	67-128	195	7.5	37-0	20	49	60	5	198	7.6
TOTAL	59-22	1002/17.0	154-301	.512	0-0	.000	41-71	.577	109-207	316	5.4	65-0	34	88	114	9	349	5.9

2 JAE'LISA ALLEN



6-2 • Senior • Forward • Pine Bluff, Ark. • White Hall

AT VIRGINIA

2017-18

- Played in five games before being sidelined with an injury

2016-17

- Played a career-high 20 minutes against Coppin State, scoring 5 points with three rebounds

2015-16

- Appeared in nine games, scoring four points
- Went 2-of-2 against NJIT, scoring four points in three minutes
- Played seven minutes against Norfolk State
- Played three minutes against Longwood (11/22)
- Appeared in the second quarter at both Georgia Tech (1/17) and Florida State (1/21)

2014-15

- Appeared in four games
- Made her collegiate debut against Radford (11/16), playing the final four minutes of the game
- Scored her first collegiate points in the final 30 seconds of the Delaware State game, giving the Cavaliers the basket that pushed them to the century mark

2017-18 GAME-BY-GAME

Opponent	GS	FG-FGA	3FG-3FGA	FT-FTA	Off-Def	Total Reb	PF	Points	A	TO	Blk	Stl	Min
at Miss St		DNP											
CCSU		1-2	0-0	1-2	2-0	2	1	3	1	0	1	0	15
GEORGIA		DNP											
at Dayton		DNP											
HAMPTON		DNP											
HARVARD		DNP											
DUQUESNE		DNP											
MARYLAND		DNP											
UNCG		2-4	0-0	0-0	0-0	0	0	4	1	2	0	1	12
at Rutgers		0-1	0-0	0-0	0-0	0	0	0	0	0	0	0	3
vs Ohio		1-1	0-0	0-0	0-2	2	2	2	0	0	0	0	8
vs Indiana		DNP											
MANHATTAN		0-0	0-0	0-0	0-1	1	1	0	0	0	0	0	6
PITT		DNP											
SYRACUSE		INJ											
at NC State		INJ											
CLEMSON		INJ											
at BC		INJ											
at Duke		INJ											
VA TECH		DNP											
UNC		DNP											
at Ga Tech		DNP											
LOUISVILLE		DNP											
at FSU		DNP											
at Va Tech		DNP											
NOTRE DAME		DNP											
MIAMI													
at Louisville													
at Wake													

SINGLE GAME BESTS

POINTS

Season: 4 vs UNCG (12/2)

Career: 5 vs Coppin State (11/13/16)

REBOUNDS

Season:

Career: 3 (2x)

FG MADE

Season:

Career: 2

FG ATTEMPTS

Season:

Career: 4

3 PT FG MADE

Season:

Career:

3 PT FG ATTEMPTS

Season:

Career:

FT MADE

Season:

Career:

FT ATTEMPTS

Season:

Career:

ASSISTS

Season:

Career:

BLOCKS

Season:

Career:

STEALS

Season:

Career:

VIRGINIA CAREER STATISTICS

Year	G-GS	Min/Avg	FG-FGA	Pct.	3FG-A	Pct.	FT-FTA	Pct.	O-D	T	Avg.	Pf-DQ	Ast	TO	Blk	St	Pts	Avg
2014-15	4-0	13/3.3	1-3	.333	0-0	.000	0-0	.000	0-2	2	0.5	3-0	0	0	0	0	2	0.5
2015-16	9-0	24/2.7	2-9	.222	0-0	.000	0-0	.000	4-1	5	0.6	3-0	0	2	0	0	4	0.4
2016-17	16-0	94/5.9	3-13	.231	0-0	.000	4-7	.571	6-5	11	0.7	14-0	2	6	1	2	10	0.6
2017-18	6-0	44/7.3	4-9	.444	0-0	.000	1-2	.500	2-3	5	0.8	4-0	2	2	1	2	9	1.5
TOTAL	35-0	175/5.0	10-34	.294	0-0	.000	5-9	.556	12-11	23	0.7	24-0	4	10	2	4	25	0.7

10 J'KYRA BROWN



5-11 • R-Senior • Guard • Rocky Mount, N.C. • Rocky Mount High School

AT VIRGINIA

2017-18

- Has hit at least one three pointer in 20-straight games (2/15)
- Was in the starting lineup for the season-opener at Mississippi State, the 11th start of her UVA career
- Brought down seven rebounds against Georgia (11/16)
- Scored a team-high 15 points while going 4-of-4 from three-point range against UNCG (12/2)
- Had 13 points at Rutgers, scoring eight of UVA's first 10 points in the contest (12/4)
- Scored a career-high 24 points in the win over Indiana (12/18), going 7-of-11 from the field and 6-of-6 from the freethrow line
- Had a streak of six-straight games scoring in double-digits from Nov. 26 (Duke) to Dec. 18 (Indiana), averaging 15.3 ppg in that span
- Scored 17 points against Notre Dame, only hitting one three-pointer (2/15)

2016-17

- Started the season with a 9-1 assist-to-turnover ratio in the first 3 games
- Made her 1st start of season against UIC, scoring 7pts with 5 assists
- Scored 14 points on 6-of-8 shooting against Md. Eastern Shore (12/21)
- Made her second start of the season at Notre Dame, scoring 11 points in the first half and 14 overall, also dishing five assists and grabbing five steals (1/29)
- Recorded first career double-double (12 pts/10 rebs) in win over Georgia Tech (2/2)
- Scored 16 points in the first half against Wake Forest (2/12)
- Started both games of the WNIT, scoring 14 points in the win at Saint Joseph's, including 9 points in fourth quarter

2017-18 GAME-BY-GAME

Opponent	GS	FG-FGA	3FG-3FGA	FT-FTA	Off-Def	Total Reb	PF	Points	A	TO	Blk	Stl	Min
at Miss St	*	2-8	0-2	0-0	0-4	4	4	4	0	6	0	1	32
CENT CONN	*	3-6	1-4	1-2	0-4	4	0	8	2	3	0	1	15
GEORGIA	*	0-3	0-3	1-2	1-6	7	1	1	2	3	0	1	22
at Dayton		3-12	2-6	0-0	0-5	5	3	8	1	3	0	0	33
HAMPTON		2-6	2-5	0-0	0-3	3	0	6	2	1	0	0	24
HARVARD		1-7	0-4	1-2	0-1	1	2	3	0	1	0	0	24
DUQUESNE		4-9	2-5	5-6	1-3	4	5	15	2	3	0	1	36
MARYLAND		5-10	1-3	0-0	0-1	1	0	11	4	1	0	2	30
UNCG		5-6	4-4	1-2	0-6	6	3	15	4	1	0	0	29
at Rutgers	*	5-11	3-8	0-2	1-5	6	3	13	3	0	0	1	40
vs Ohio		4-6	4-5	2-2	1-4	5	2	14	6	4	0	0	28
vs Indiana		7-11	4-7	6-6	2-2	4	1	24	2	4	0	0	36
MANHATTAN		3-9	1-4	1-1	1-2	3	1	8	4	3	1	2	28
PITT		3-10	3-5	0-0	0-2	2	3	9	1	3	0	0	28
SYRACUSE		4-10	2-6	2-4	2-4	6	0	12	3	2	1	2	27
at NC State		5-9	4-6	4-8	1-4	5	3	18	2	3	0	1	34
CLEMSON		2-5	1-4	0-0	1-0	1	0	5	3	1	0	3	26
at BC		4-8	1-5	3-5	0-7	7	3	12	1	4	0	1	28
at Duke		3-9	1-5	0-0	1-1	2	2	7	2	3	0	1	27
VA TECH		1-6	1-3	2-2	1-5	6	1	5	3	2	0	1	21
UNC		3-6	1-3	2-3	0-3	3	1	9	4	1	0	0	32
at Ga Tech		3-7	2-3	0-0	0-2	2	2	8	3	2	1	1	26
LOUISVILLE		3-7	2-3	0-0	0-2	2	2	8	3	2	1	1	26
at FSU		1-5	1-3	0-0	0-2	2	1	3	2	2	0	0	19
at Va Tech		6-14	3-6	0-0	0-5	5	2	15	0	1	0	3	32
NOTRE DAME		6-15	1-7	4-5	1-3	4	0	17	3	3	0	1	32
MIAMI													
at Louisville													
at Wake													

SINGLE GAME BESTS

POINTS

Season: 24 vs Indiana (12/18)
Career: 24 vs Indiana (12/18/17)

REBOUNDS

Season: 7 (2x) last at BC (1/11)
Career: 10 (3x) last vs. Georgia Tech (2/2)

FG MADE

Season: 7 vs Indiana (12/18)
Career: 7 vs Indiana (12/18/17)

FG ATTEMPTS

Season: 12 at Dayton (11/19)
Career: 14 at Notre Dame (1/29/16)

FG Percentage

Season: 5-6 vs UNCG (12/2)
Career: 5-6 vs UNCG (12/2/17)

3 PT FG MADE

Season: 4 vs UNCG (12/2)
Career: 4 (several)

3 PT FG ATTEMPTS

Season: 8 at Rutgers (12/4)
Career: 9 at Miami (2/9/17)

3 PT FG Percentage

Season: 4-4 vs UNCG (12/2)
Career: 4-4 vs UNCG (12/2/17)

FT MADE

Season: 6 vs Indiana (12/18)
Career: 8 vs Florida State (2/16/17)

FT ATTEMPTS

Season: 8 at NC State (1/4)
Career: 10 vs Florida State (2/16/17)

ASSISTS

Season: 4 (several)
Career: 6 (2x) last at Syracuse (1/2/17)

STEALS

Season: 1 at Rutgers (12/4)
Career: 5 at Notre Dame (1/29/17)

DOUBLE DOUBLES

Season:
Career: 1 vs Georgia Tech (2/2)

AT EAST CAROLINA

Year	G-GS	Min/Avg	FG-FGA	Pct.	3FG-A	Pct.	FT-FTA	Pct.	O-D	T	Avg.	Pf-DQ	Ast	TO	Blk	St	Pts	Avg
2013-14	31-1	341/11.0	63-155	.406	27-81	.333	31-42	.738	21-31	52	1.7	45-0	25	41	9	16	184	5.9
AT VIRGINIA																		
Year	G-GS	Min/Avg	FG-FGA	Pct.	3FG-A	Pct.	FT-FTA	Pct.	O-D	T	Avg.	Pf-DQ	Ast	TO	Blk	St	Pts	Avg
2015-16	33-6	545/16.5	51-168	.304	27-85	.318	37-52	.712	31-61	92	2.8	60-0	30	50	3	23	166	5.0
2016-17	33-4	808/24.5	86-220	.391	48-127	.378	65-91	.714	42-95	137	4.2	64-1	67	73	4	36	285	8.6
2017-18	26-4	736/28.3	89-215	.414	46-119	.387	37-54	.685	14-87	101	3.9-44	1	59	63	3	23	261	10.0
TOTAL	92-14	2089/22.7	226-603	.375	121-331	.366	139-197	.706	87-243	330	3.6	168-2	156	186	10	82	712	7.7

5 KHYASIA CALDWELL



5-5 • Freshman • Guard • Pocono Summit, Pa. • Pocono Mountain East

AT VIRGINIA

2017-18

- Made her collegiate debut at Mississippi State, scoring two points and grabbing a steal in two minutes on the court (11/10)
- Scored four points in four minutes against Manhattan (12/21)
- Will be a two-sport athlete at UVA, also be competing for the track & field team in the spring

HIGH SCHOOL/CLUB

- Four-year varsity letter winner in basketball at Pocono Mountain East High School
- Earned Second Team All-Conference honors her freshman season, tying her school record for single-game rebounding with 23 in one contest
- First Team All-Conference her sophomore and senior seasons
- Junior season was named the Pocono Record Girl's Basketball Player of the Year
- Reached the 1,000 career point mark her senior year while averaging 14 points, 7.4 assists and 9 rebounds per game
- Also competed in track: Three-time PIAA State Champion in the long jump
- Holds school records in four events: the 100 (12.14), 200 (24.54), 400 (57.94) and long jump (20-5), and owns the long jump record in both the Eastern Pennsylvania Conference and District 11

SINGLE GAME BESTS

POINTS

Season: 5 vs CCSU (11/12)

REBOUNDS

Season:

FG MADE

Season:

FG ATTEMPTS

Season:

3 PT FG MADE

Season:

3 PT FG ATTEMPTS

Season:

Career:

FT MADE

Season:

FT ATTEMPTS

Season:

ASSISTS

Season:

BLOCKS

Season:

STEALS

Season:

2017-18 GAME-BY-GAME

Opponent	GS	FG-FGA	3FG-3FGA	FT-FTA	Off-Def	Total Reb	PF	Points	A	TO	Blk	Stl	Min
at Miss St	1-2	0-0	0-0	0-0	0-0	0	0	2	0	0	0	1	2
CENT CONN	2-3	1-2	0-2	1-1	2	3	5	1	0	0	0	0	9
GEORGIA	0-0	0-0	0-0	0-0	0	0	0	0	0	0	0	0	0
at Dayton	0-0	0-0	0-0	0-0	0	0	0	0	0	0	0	0	0+
HAMPTON	DNP												
HARVARD	DNP												
DUQUESNE	0-0	0-0	0-0	0-0	0	2	0	0	0	0	0	0	0+
MARYLAND	DNP												
UNCG	0-0	0-0	0-0	0-0	0	1	0	0	1	0	0	0	5
at Rutgers	0-0	0-0	0-0	0-0	0	0	0	0	0	0	0	0	1
vs Ohio	0-3	0-0	0-0	0-0	0	1	0	0	0	0	0	0	3
vs Indiana	DNP												
MANHATTAN	1-1	0-0	2-2	0-0	0	0	4	0	0	0	0	0	4
PITT	DNP												
SYRACUSE	DNP												
at NC State	DNP												
CLEMSON	1-2	0-0	0-0	0-0	0	1	2	0	0	0	0	0	4
at BC	DNP												
at Duke	DNP												
VA TECH	DNP												
UNC	DNP												
at Ga Tech	DNP												
LOUISVILLE	0-0	0-0	0-0	0-0	0	1	0	0	1	0	0	0	2
at FSU	0-0	0-0	0-0	0-0	0	2	0	0	0	0	0	0	4
at Va Tech	DNP												
NOTRE DAME	DNP												
MIAMI													
at Louisville													
at Wake													

VIRGINIA CAREER STATISTICS

Year	G-GS	Min/Avg	FG-FGA	Pct.	3FG-A	Pct.	FT-FTA	Pct.	O-D	T	Avg.	Pf-DQ	Ast	TO	Blk	St	Pts	Avg
2017-18	12-0	34/2.8	5-11	.455	1-2	.500	2-4	.500	1-1	2	0.2	12-0	1	2	0	1	13	1.1

23 ALIYAH HULAND EL



6-1 • Senior • Guard • Randolph, N.J. • Randolph High School

AT VIRGINIA 2017-18

- Scored the 1,000th point of her career at home against Louisville, becoming the 33rd player in program history to reach the benchmark (2/1)
- Came off the bench to go 5-of-6 from the field for 13 points against Central Connecticut (11/12)
- Had a season-high seven rebounds against Georgia (11/16)
- Made her first start of the season against Hampton, scoring 10 points in the first half (11/21)
- Named to the Cavalier Classic all-tournament team after hitting the game-tying three-pointer against Harvard (11/25) and scoring a team-high 17 points against Duquesne (11/26)
- Grabbed 10 rebounds in the overtime win against Indiana (12/18)
- Scored 19 points in the win over North Carolina, going 5-of-7 for 12 points in the first quarter (1/25)
- Followed her performance against UNC with a 21-point game at Georgia Tech, scoring 10 of those points in the fourth quarter

2016-17

- Had the first double-double of her career with 12 points and 10 assists against Coppin State, the first UVA player to have double-digit assists in a game since Sharneé Zoll had 11 in 2008
- Scored 11 points in the first quarter in the win over Rutgers (11/20)
- Back-to-back 16-point games against Rutgers and St. John's (11/20, 25)
- Made her first five field goal attempts against BC, scoring 12 points in the first 16 minutes (1/15)
- Scored 10 points against NC State, with seven coming in the final quarter (2/26)

2017-18 GAME-BY-GAME:

Opponent	GS	FG-FGA	3FG-3FGA	FT-FTA	Off-Def	Total Reb	PF	Points	A	TO	Blk	Stl	Min
at Miss St		2-6	0-2	2-2	0-0	0	2	6	0	0	0	0	21
CENT CONN		5-6	1-1	2-2	0-1	1	1	13	2	1	1	3	17
GEORGIA		3-4	2-3	1-2	2-5	7	2	9	2	2	1	1	20
at Dayton		3-6	1-2	1-1	1-2	3	3	8	1	1	2	1	27
HAMPTON	*	3-9	2-3	2-2	0-2	2	1	10	2	1	1	2	29
HARVARD	*	2-6	2-5	2-2	2-3	5	2	8	4	4	2	2	26
DUQUESNE	*	5-13	4-10	3-5	2-2	4	3	17	0	1	1	0	23
MARYLAND	*	3-5	1-3	2-2	0-1	1	2	9	1	2	2	0	23
UNCG	*	5-8	3-4	0-0	0-3	3	4	13	2	5	1	1	30
at Rutgers	*	1-4	0-2	1-2	2-2	4	4	3	2	2	0	0	25
vs Ohio	*	8-15	1-2	0-0	3-0	3	2	17	1	2	1	0	25
vs Indiana	*	3-11	1-4	0-0	3-7	10	2	7	1	3	0	0	32
MANHATTAN	*	3-8	0-3	1-1	1-1	2	1	7	2	3	0	2	24
PITT	*	3-7	0-2	4-4	0-2	2	2	10	0	1	1	0	25
SYRACUSE	*	4-8	3-5	4-6	3-2	5	1	15	2	2	0	1	35
at NC State	*	5-11	1-4	2-2	1-3	4	0	13	1	2	0	0	37
CLEMSON	*	4-7	0-2	0-1	1-1	2	0	8	3	2	0	2	25
at BC	*	3-8	1-2	0-0	0-2	2	1	7	2	2	0	1	33
at Duke	*	6-13	2-5	0-0	2-1	3	4	14	3	2	0	2	36
VA TECH	*	5-12	0-3	4-4	0-4	4	1	14	0	2	0	1	30
UNC	*	8-14	3-7	0-0	2-0	2	2	19	2	0	0	1	27
at Ga Tech	*	7-12	3-6	4-4	1-2	3	3	21	1	4	3	1	35
LOUISVILLE	*	3-9	1-4	2-2	1-5	6	3	9	0	3	3	1	28
at FSU	*	4-15	2-8	3-3	3-2	5	4	13	0	1	0	0	31
at Va Tech	*	2-6	0-0	1-2	1-4	5	3	5	2	0	1	1	26
NOTRE DAME	*	1-5	0-1	0-0	1-2	3	0	2	2	1	3	1	21
MIAMI													
at Louisville													
at Wake													

SINGLE GAME BESTS

POINTS

Season: 21 at Georgia Tech (1/28)
Career: 23 vs Louisville (1/5/17)

REBOUNDS

Season: 10 vs Indiana (12/18)
Career: 10 (2x) vs Indiana (12/18/17)

FG MADE

Season: 8 (2x) last vs North Carolina (1/25)
Career: 9 vs Longwood (11/22/15)

FG ATTEMPTS

Season: 15 vs Ohio (12/17)
Career: 15 (2x)

FG SHOOTING

Season: 5-6 (.833) vs CCSU (11/12)
Career: 7-10 (.700) vs NJIT (12/5/15)

3 PT FG MADE

Season: 4 vs Duquesne (11/26)
Career: 4, several

3 PT FG ATTEMPTS

Season: 10 vs Duquesne (11/26)
Career: 10 vs Duquesne (11/26/17)

3 PT FG PERCENTAGE

Season: 3-of-4 vs UNCG (12/2)
Career: 3-of-3 vs Miami (1/3/16)

FT MADE

Season:
Career: 7 at Auburn (11/19/15)

FT ATTEMPTS

Season:
Career: 8 at Auburn (11/19/15)

ASSISTS

Season: 2 (2x) last vs. Georgia (11/16)
Career: 10 vs Coppin State (11/13/16)

BLOCKS

Season: 3 (2x) last vs Louisville (2/1)
Career: 3 (multiple) last vs Louisville (2/1)

STEALS

Season: 3 vs. CCSU (11/12)
Career: 4 vs Longwood (12/16/14)

DOUBLE DOUBLES

Season:
Career: 1 vs Coppin State (11/13/16)

VIRGINIA CAREER STATISTICS

Year	G-GS	Min/Avg	FG-FGA	Pct.	3FG-A	Pct.	FT-FTA	Pct.	O-D	T	Avg.	Pf-DQ	Ast	TO	Blk	St	Pts	Avg
2014-15	31-1	552/17.8	63-189	.333	23-93	.247	24-32	.750	19-34	53	1.7	59-0	29	43	10	24	173	5.6
2015-16	34-10	853/25.1	120-281	.427	35-107	.327	51-63	.810	40-74	114	3.4	90-4	46	94	21	35	326	9.6
2016-17	33-23	750/22.7	87-222	.392	35-113	.310	36-51	.706	29-70	99	3.0	65-0	43	49	19	24	245	7.4
2017-18	26-21	711/27.3	101-228	.443	34-93	.366	41-49	.837	32-59	91	3.5	53-0	38	49	23	24	277	10.7
TOTAL	124-55	2866/23.1	371-920	.403	127-406	.313	152-195	.779	120-237	357	2.9	267-4	156	235	73	107	1021	8.2

14 LISA JABLONOWSKI



6-3 • Sophomore • Wing/Forward • Ernster, Luxembourg • Lycee des Garcons

AT VIRGINIA

2017-18

- Started the game at Dayton (11/19); made her second start of the season at Virginia Tech (2/11)
- Had five assists and six rebounds in the win over North Carolina (1/25) and followed with a five-rebound performance in 11 minutes on the floor at Georgia Tech (1/28)

2016-17

- Moved into the starting lineup for the final nine games of the season
- Made her collegiate debut in the season-opener against Middle Tennessee, scoring four points with four rebounds in 11 minutes
- Had a game-high six rebounds in 13 minutes against Rutgers (11/20)
- Made her first career start against Wake Forest (2/12)
- Had a team-high eight rebounds in the upset win over No. 4 FSU (2/16)

HIGH SCHOOL/CLUB

- Named Sportswoman of the Year, the most prestigious award in Luxembourg, for her performance in the 2014-15 season
- Helped lead her Amicale Steinsel team to the 2016 National Championship of Luxembourg
- Voted to the 2016 Luxembourgish League All-Star Game roster
- Was named the Eurobasket.com Player of the Week (Nov. 9, 2015) after scoring 21 points with nine rebounds and four assists in a victory over Sparta
- A three-time MVP of the U16 and U18 divisions, she helped her team win the Luxembourg Cup in 2014 and guided them to second place finishes in the U14, U16 and U18 championships.

2017-18 GAME-BY-GAME:

Opponent	GS	FG-FGA	3FG-3FGA	FT-FTA	Off-Def	Total Reb	PF	Points	A	TO	Blk	Stl	Min
at Miss St	2-3	1-1	0-0	0-3	3	4	5	0	1	0	0	0	17
CENT CONN	2-3	0-0	0-0	3-3	6	0	4	1	0	0	0	1	18
GEORGIA	0-3	0-0	0-0	0-3	3	1	0	0	2	0	0	0	18
at Dayton *	0-0	0-0	0-0	0-3	3	3	0	2	1	0	0	0	20
HAMPTON	2-3	0-0	0-0	0-3	3	1	4	1	0	0	0	2	20
HARVARD	1-3	0-0	0-2	4-2	6	1	2	1	1	0	1	1	16
DUQUESNE	3-8	0-2	0-0	3-1	4	2	6	2	1	0	0	0	25
MARYLAND	1-2	0-1	0-2	3-1	4	1	2	2	2	0	0	1	25
UNCG	1-2	0-1	0-2	3-1	4	1	2	2	2	0	0	1	25
at Rutgers	1-2	0-0	0-0	1-3	4	1	2	2	1	0	1	1	27
vs Ohio	3-5	0-1	0-0	2-1	3	1	6	1	0	0	0	0	21
vs Indiana	0-0	0-0	2-2	3-2	5	2	2	2	0	1	0	0	22
MANHATTAN	3-8	0-0	0-0	2-2	4	2	6	1	1	0	1	0	20
PITT	2-4	0-0	0-0	2-1	3	0	4	1	1	1	1	2	23
SYRACUSE	1-1	0-0	0-0	0-0	0	1	2	0	0	0	0	0	12
at NC State	1-3	1-2	0-0	1-2	3	1	3	2	1	0	0	0	18
CLEMSON	1-2	0-1	0-0	1-4	5	2	2	1	1	1	0	0	18
at BC	1-4	0-0	0-0	2-3	5	0	2	0	1	1	0	0	19
at Duke	1-1	0-0	0-0	0-1	1	2	2	0	0	0	0	1	11
VA TECH	0-0	0-0	0-0	0-1	1	1	0	3	0	0	0	2	12
UNC	0-1	0-0	0-0	2-4	6	0	0	5	3	1	0	0	16
at Ga Tech	0-2	0-1	0-2	1-4	5	0	0	1	3	0	0	0	11
LOUISVILLE	0-0	0-0	0-0	0-0	0	0	0	0	0	1	0	0	11
at FSU	1-3	0-1	0-0	0-1	1	0	2	0	1	0	0	2	16
at Va Tech *	0-0	0-0	0-0	0-2	2	1	0	1	1	0	0	1	20
NOTRE DAME	1-1	0-0	0-0	0-2	2	0	2	2	0	0	0	0	17
MIAMI													
at Louisville													
at Wake													

SINGLE GAME BESTS

POINTS

Season: 6 vs Duquesne (11/26)

Career: 9 vs Nebraska (11/26)

REBOUNDS

Season: 6 (several)

Career: 8 vs Florida State (2/16)

FG MADE

Season:

Career: 4 vs Nebraska (11/26)

FG ATTEMPTS

Season:

Career: 5 (2x)

3 PT FG MADE

Season:

Career:

3 PT FG ATTEMPTS

Season:

Career: 2

FT MADE

Season:

Career:

FT ATTEMPTS

Season:

Career:

ASSISTS

Season: 5 vs North Carolina (1/25)

Career: 5 vs North Carolina (1/25/18)

BLOCKS

Season:

Career:

STEALS

Season:

Career: 3 (2x) last at Syracuse (01/02)

VIRGINIA CAREER STATISTICS

Year	G-GS	Min/Avg	FG-FGA	Pct.	3FG-A	Pct.	FT-FTA	Pct.	O-D	T	Avg.	Pf-DQ	Ast	TO	Blk	St	Pts	Avg
2016-17	32-9	521/16.3	34-80	.425	4-15	.267	6-17	.353	45-38	83	2.6	27-0	22	29	8	30	78	2.4
2017-18	26-2	466/17.9	26-58	.448	3-13	.231	5-12	.417	28-54	82	3.2	25-0	33	25	6	15	60	2.3
TOTAL	58-11	987/17.0	60-138	.435	7-28	.250	11-29	.379	73-92	165	2.8	52-0	55	54	14	45	138	2.4

32 MONÉ JONES



6-3 • Junior • Forward • Durham, N.C. • Riverside High School

AT VIRGINIA

2017-18

- Missed 10 games, beginning with Hampton (11/21) with a foot injury. Dressed for the Syracuse game (12/31), but did not play. Returned to action against Clemson (1/7)

2016-17

- Missed the first eight games of the season with a leg injury
- Made her season debut against UIC, scoring 3 ptt in 12 minutes (12/16)
- Scored nine points in 18 minutes against MDES (12/21)

SINGLE GAME BESTS

POINTS

Season:

Career: 10 vs Norfolk State (11/16/15)

REBOUNDS

Season:

Career: 7 vs NJIT (12/5/15)

FG MADE

Season:

Career: 3 at MT (11/13/15)

FG ATTEMPTS

Season:

Career: 8 at MT (11/13/15)

3 PT FG MADE

Season:

Career:

3 PT FG ATTEMPTS

Season:

Career:

FT MADE

Season:

Career: 4 vs Norfolk State (11/16/15)

FT ATTEMPTS

Season:

Career: 4, 2x last vs Tulane (11/28/15)

ASSISTS

Season:

Career: 1

BLOCKS

Season:

Career: 2

STEALS

Season:

Career: 3

2017-18 GAME-BY-GAME:

Opponent	GS	FG-FGA	3FG-3FGA	FT-FTA	Off-Def	Total Reb	PF	Points	A	TO	Blk	Stl	Min
at Miss St		0-3	0-0	0-0	0-0	0	1	0	2	1	0	0	19
CENT CONN		3-4	0-0	0-0	0-0	0	4	6	2	0	0	0	16
GEORGIA		0-1	0-0	0-0	0-0	0	0	0	0	2	0	0	8
at Dayton		0-0	0-0	0-0	1-0	1	0	0	1	0	0	0	4
HAMPTON		INJ											
HARVARD		INJ											
DUQUESNE		INJ											
MARYLAND		INJ											
UNCG		INJ											
at Rutgers		INJ											
vs Ohio		INJ											
vs Indiana		INJ											
MANHATTAN		INJ											
PITT		INJ											
SYRACUSE		DNP											
at NC State		DNP											
CLEMSON		0-1	0-0	1-2	0-1	1	0	1	0	0	0	0	9
at BC		0-0	0-0	0-0	0-0	0	0	0	0	0	0	0	4
at Duke		DNP											
VA TECH		0-1	0-0	0-0	0-0	0	0	0	0	0	0	0	3
UNC		0-1	0-0	0-0	0-0	0	0	0	0	0	0	0	7
at Ga Tech		DNP											
LOUISVILLE		0-0	0-0	0-0	0-0	0	0	0	0	0	1	0	11
at FSU		0-1	0-0	1-2	0-0	0	0	1	0	0	0	0	10
at Va Tech		0-0	0-0	0-0	2-0	2	0	0	1	0	0	0	7
NOTRE DAME		0-1	0-0	0-0	1-0	1	0	0	0	0	0	0	1
MIAMI													
at Louisville													
at Wake													

VIRGINIA CAREER STATISTICS

Year	G-GS	Min/Avg	FG-FGA	Pct.	3FG-A	Pct.	FT-FTA	Pct.	O-D	T	Avg.	Pf-DQ	Ast	TO	Blk	St	Pts	Avg
2015-16	33-1	572/17.3	37-101	.366	0-3	.000	24-32	.750	30-57	87	2.6	69-2	21	43	19	18	98	3.0
2016-17	25-0	243/9.7	12-38	.316	4-12	.333	12-15	.800	8-13	21	0.8	20-1	3	13	2	5	40	1.6
2017-18	12-0	99/8.3	3-13	.231	0-0	.000	2-4	.500	4-1	5	0.4	5-0	6	3	1	0	8	0.7
TOTAL	70-1	914/13.1	52-152	.342	4-15	.267	38-51	.745	42-71	113	1.6	94-3	30	59	22	23	146	2.1

3 LAUREN MOSES



6-2 • Senior • Forward • Mount Holly, N.J. • Rancocas High School

AT VIRGINIA

2017-18 SEASON

- Became the 34th member of the UVA 1,000 point club with 5:48 remaining in the fourth quarter of the Notre Dame game (2/15)
- Became the eighth player in program history to block 100 shots in her career at Virginia Tech (2/11)
- Changed jersey number to three for senior season, after wearing 21 for her first three years
- Named to the Cavalier Classic all-tournament team after getting a double-double of 13 points and 10 rebounds against Harvard (11/25), her second time earning all-tourney honors at the Cav Classic after also doing so in 2015
- Scored a then-season-high 14 points in the win over Indiana (12/18) only to top it the next game with a 16-point performance against Manhattan (12/21). She started the game against the Jaspers making six of her first seven field goal attempts, scoring her first 14 points in 14 minutes on the floor
- Scored 11 points (going 5-of-7 from the floor) with seven rebounds in the win over Virginia Tech. Had an important and-one and took a crucial charge in the final two minutes (1/21)
- Just missed a double-double with 14 points and 9 rebounds against North Carolina (1/25)

2016-17 SEASON

- ACC All-Academic Team
- Named to the South Point Shootout All-Tournament Team after scoring 19 points in the win over Nebraska (11/26)

2017-18 GAME-BY-GAME

Opponent	GS	FG-FGA	3FG-3FGA	FT-FTA	Off-Def	Total Reb	PF	Points	A	TO	Blk	Stl	Min
at Miss St	*	1-6	0-0	0-0	1-2	3	1	2	1	0	1	2	18
CENT CONN	*	4-6	0-0	1-2	3-3	6	0	9	2	1	1	3	17
GEORGIA	*	2-4	0-0	1-2	0-0	0	1	5	1	3	0	1	19
at Dayton		3-12	0-0	1-1	3-2	5	1	7	0	2	0	2	27
HAMPTON	*	4-7	0-0	1-2	1-4	5	4	9	0	1	1	2	25
HARVARD	*	4-11	0-0	5-8	6-4	10	2	13	0	1	1	2	28
DUQUESNE	*	1-8	0-0	1-2	5-1	6	0	3	1	0	1	0	23
MARYLAND	*	0-3	0-0	3-4	6-5	11	3	3	2	3	2	1	29
UNCG		INJ											
at Rutgers		INJ											
vs Ohio		2-2	0-0	3-4	3-2	5	2	7	0	3	1	0	13
vs Indiana		4-8	0-0	6-8	0-0	0	3	14	1	2	1	5	29
MANHATTAN		7-9	0-0	2-2	2-2	4	3	16	0	2	0	1	21
PITT		1-3	0-0	2-2	5-2	7	2	4	0	1	0	2	19
SYRACUSE		2-7	0-1	1-2	1-1	2	2	5	1	3	1	3	20
at NC State		3-6	0-0	3-5	1-2	3	5	9	0	2	0	0	20
CLEMSON		5-8	0-0	1-3	2-1	3	1	11	1	0	0	1	19
at BC		3-7	0-0	0-0	3-0	3	1	6	1	2	0	1	22
at Duke		0-2	0-0	0-0	2-1	3	5	0	1	1	0	0	16
VA TECH		5-7	0-0	1-1	2-5	7	1	11	1	2	0	0	20
UNC		5-13	0-0	4-5	2-7	9	3	14	1	1	0	3	22
at Ga Tech		3-6	0-0	0-0	0-5	5	3	6	0	0	3	1	19
LOUISVILLE		1-4	0-0	0-2	1-2	3	2	2	0	1	0	0	16
at FSU		2-6	0-0	1-2	2-2	4	5	5	1	0	0	1	16
at Va Tech		3-4	0-0	2-2	2-1	3	4	8	1	1	1	0	13
NOTRE DAME		2-6	0-0	5-6	1-3	4	2	9	3	2	1	0	20
MIAMI													
at Louisville													
at Wake													

SINGLE GAME BESTS

POINTS

Season: 16 vs Manhattan (12/21)
Career: 27 at Richmond (11/16/16)

REBOUNDS

Season: 11 vs Maryland (11/29)
Career: 15 at Boston College (02/14/16)

FG MADE

Season: 4
Career: 9 (2x) last vs Louisville (1/5/17)

FG ATTEMPTS

Season: 12 at Dayton (11/19)
Career: 17 at Miami (2/9/17)

FG SHOOTING

Season: 7-of-9 vs Manhattan (12/21)
Career: 7-of-8 vs Coppin St (12/28/15)

FT MADE

Season: 6 vs Indiana (12/18)
Career: 8 at Wake Forest (1/10/16)

FT ATTEMPTS

Season: 8 vs Indiana (12/18)
Career: 13 at Wake Forest (1/10/16)

FT PERCENTAGE

Season:
Career: 9-9 at Richmond (11/16)

ASSISTS

Season:
Career: 4 (2x) last at Richmond (11/16/16)

BLOCKS

Season:
Career: 3 (4x)

STEALS

Season: 5 vs Indiana (12/18)
Career: 6 at Duke (2/4/16)

DOUBLE DOUBLES

Season: 1 vs Harvard (11/25)
Career: 9, last vs Harvard (11/25)

VIRGINIA CAREER STATISTICS

Year	G-GS	Min/Avg	FG-FGA	Pct.	3FG-A	Pct.	FT-FTA	Pct.	O-D	T	Avg.	Pf-DQ	Ast	TO	Blk	St	Pts	Avg
2014-15	31-30	731/23.6	77-183	.421	0-1	.000	35-66	.530	66-111	177	5.7	95-5	26	64	34	26	189	6.1
2015-16	34-34	969/28.5	128-293	.437	0-1	.000	65-115	.565	101-135	236	6.9	104-5	33	72	24	52	321	9.4
2016-17	33-33	874/26.5	134-281	.477	0-0	.000	47-75	.627	67-120	187	5.7	93-3	35	65	28	43	315	9.5
2017-18	24-7	491/20.5	67-155	.432	0-1	.000	44-65	.677	54-57	111	4.6	56-3	19	34	15	31	178	7.4
TOTAL	122-104	3065/25.1	406-912	.445	0-3	.000	191-321	.595	288-423	711	5.8	348-16	113	235	101	152	1003	8.2

35 SHAKYNA PAYNE



6-3 • R-Sophomore • Forward • Acworth, Ga. • SW Atlanta Christian Academy

AT VIRGINIA 2017-18

- Scored her first career points against Central Connecticut (11/12)
- Grabbed three rebounds against CCSU (11/12) and Ohio (12/17)

2016-17

- Made her collegiate debut in the South Point Shootout game against Nebraska, playing seven minutes

2015-16

- Missed the entire season with a leg injury

HIGH SCHOOL

- Played four years of varsity basketball, playing three years at Etowah before finishing her senior year at Southwest Atlanta Christian Academy
- Was an honorable mention All-County player in 2011 before earning second-team honors in 2012 and then being named to the first-team in 2013
- 2014 Atlanta Journal Constitution All-State Class A Second Team
- Scored over 1,100 points in her prep career, averaging 12.6 points per game as a junior and 14.2 points with 7.3 rebounds per game her senior season
- Also played two years of varsity volleyball at Etowah as a middle blocker

SINGLE GAME BESTS

POINTS

Season: 4 vs CCSU (11/12)

REBOUNDS

Season: 3 (2x) last vs Ohio (12/17)

FG MADE

Season:

FG ATTEMPTS

Season:

3 PT FG MADE

Season:

3 PT FG ATTEMPTS

Season:

FT MADE

Season:

FT ATTEMPTS

Season:

ASSISTS

Season:

BLOCKS

Season:

STEALS

Season:

2017-18 GAME-BY-GAME

Opponent	GS	FG-FGA	3FG-3FGA	FT-FTA	Off-Def	Total Reb	PF	Points	A	TO	Blk	Stl	Min
at Miss St		DNP											
CENT CONN		2-2	0-0	0-0	0-3	3	3	4	0	2	0	0	13
GEORGIA		DNP											
at Dayton		DNP											
HAMPTON		DNP											
HARVARD		DNP											
DUQUESNE		DNP											
MARYLAND		DNP											
UNCG		0-1	0-0	0-0	0-0	0	1	0	0	0	0	0	3
at Rutgers		DNP											
vs Ohio		0-1	0-0	1-2	2-1	3	1	1	0	1	0	0	3
vs Indiana		DNP											
MANHATTAN		0-1	0-0	0-0	0-0	0	1	0	0	1	0	1	4
PITT		DNP											
SYRACUSE		DNP											
at NC State		DNP											
CLEMSON		0-1	0-0	0-0	0-0	0	0	0	0	0	0	0	5
at BC		DNP											
at Duke		DNP											
VA TECH		DNP											
UNC		DNP											
at Ga Tech		DNP											
LOUISVILLE		0-0	0-0	0-0	0-0	0	1	0	0	0	0	0	2
at FSU		DNP											
at Va Tech		DNP											
NOTRE DAME		DNP											
MIAMI													
at Louisville													
at Wake													

VIRGINIA CAREER STATISTICS

Year	G-GS	Min/Avg	FG-FGA	Pct.	3FG-A	Pct.	FT-FTA	Pct.	O-D	T	Avg.	Pf-DQ	Ast	TO	Blk	St	Pts	Avg
2015-16	INJURED																	
2016-17	5-0	19/3.8	0-4	.000	0-0	.000	0-2	.000	0-2	2	0.4	1-0	0	1	1	0	0	0.0
2017-18	6-0	30/5.0	2-6	.333	0-0	.000	1-2	.500	2-4	6	1.0	7-0	0	4	0	1	5	0.8
TOTAL	11-0	49/4.5	2-10	.200	0-0	.000	1-4	.250	2-6	8	0.7	8-0	0	5	1	1	5	0.5

1 BRIANNA TINSLEY



5-7 • Freshman • Guard • Madison, Va. • St. Anne's-Belfield

AT VIRGINIA

2017-18

- Made her collegiate debut at Mississippi State, grabbing two rebounds in her first two minutes on the floor. Finished the game with seven points and two rebounds (11/10)
- Made her first career start at Dayton (11/19)
- Scored a season-high 10 points against North Carolina (1/25); followed with eight points and a season-high five rebounds at Georgia Tech (1/28)

HIGH SCHOOL/CLUB

- Two-time Scrimmage Play area Player of the Year
- Three-time First Team All-Central Virginia Team
- Three-time First Team VISAA Division I All-State
- Four-time All-LIS selection
- Competed in ASSIST Women's 2017 National All-American Senior High School Basketball All Star Game
- Averaged 15.2 points, 3.9 assists, 3.9 steals and 3.4 rebounds per game in her four-year career, averaging 17.8 points her senior season
- Also ran track, 200m Conference/State Champion
- 100m Conference/State Runner Up

SINGLE GAME BESTS

POINTS

Season: 8 vs Manhattan (12/21)

REBOUNDS

Season: 5 at Georgia Tech (1/28)

FG MADE

Season: 4 vs North Carolina (1/25)

FG ATTEMPTS

Season: 8 vs Indiana (12/18)

3 PT FG MADE

Season:

3 PT FG ATTEMPTS

Season: 5 vs Harvard (11/25)

FT MADE

Season: 2

FT ATTEMPTS

Season: 4

ASSISTS

Season: 5 vs Ohio (12/17)

BLOCKS

Season:

STEALS

Season:

2017-18 GAME-BY-GAME

Opponent	GS	FG-FGA	3FG-3FGA	FT-FTA	Off-Def	Total Reb	PF	Points	A	TO	Blk	Stl	Min
at Miss St		2-4	1-1	2-2	0-2	2	1	7	1	4	0	0	18
CENT CONN		1-8	1-3	0-0	2-2	4	1	3	3	1	0	0	23
GEORGIA		1-1	1-1	0-0	0-1	1	1	3	1	2	0	1	15
at Dayton	*	0-5	0-1	0-0	0-1	1	0	0	1	0	0	0	11
HAMPTON	*	3-5	0-1	0-0	0-1	1	2	6	0	5	1	1	23
HARVARD	*	0-6	0-5	1-2	0-1	1	0	1	0	0	0	1	17
DUQUESNE	*	1-1	1-1	0-0	0-2	2	2	3	3	1	0	0	19
MARYLAND	*	0-3	0-1	0-0	0-2	2	2	0	2	1	0	2	16
UNCG	*	1-3	0-2	2-4	0-1	1	3	4	3	1	0	1	22
at Rutgers	*	1-2	1-1	2-2	0-1	1	3	5	0	3	0	0	20
vs Ohio	*	1-6	1-4	0-0	0-3	3	1	3	5	3	0	0	28
vs Indiana	*	2-8	1-4	0-0	0-4	4	1	5	4	3	0	0	21
MANHATTAN	*	3-4	1-2	1-2	0-1	1	0	8	2	2	0	1	19
PITT	*	2-5	1-3	0-0	0-1	1	0	5	1	1	0	0	14
SYRACUSE	*	1-5	1-3	2-2	3-0	3	2	5	1	0	0	2	17
at NC State	*	1-2	1-2	2-2	1-0	1	2	5	2	2	0	1	19
CLEMSON	*	2-5	1-3	0-0	0-1	1	1	5	1	1	0	0	23
at BC	*	2-3	0-1	1-1	0-0	0	4	5	1	2	0	0	20
at Duke	*	2-4	2-2	0-0	1-2	3	1	6	3	4	0	1	29
VA TECH	*	1-5	1-3	0-0	0-1	1	1	3	0	1	0	0	22
UNC	*	4-7	2-4	0-0	0-2	2	2	10	3	0	0	1	28
at Ga Tech	*	2-4	1-2	3-4	0-5	5	1	8	1	5	0	0	17
LOUISVILLE	*	1-6	0-4	2-2	0-2	2	1	4	1	6	0	2	27
at FSU	*	1-2	1-2	0-0	0-0	0	0	3	0	1	0	0	10
at Va Tech	*	1-2	0-1	0-0	1-1	2	3	2	0	3	0	0	14
NOTRE DAME	*	1-4	1-1	3-4	0-1	1	4	6	1	1	0	0	22
MIAMI													
at Louisville													
at Wake													

VIRGINIA CAREER STATISTICS

Year	G-GS	Min/Avg	FG-FGA	Pct.	3FG-A	Pct.	FT-FTA	Pct.	O-D	T	Avg.	Pf-DQ	Ast	TO	Blk	St	Pts	Avg
2017-18	26-23	514/19.8	37-110	.336	20-58	.345	21-27	.778	8-38	46	1.8	39-0	40	53	1	14	115	4.4

4 DOMINIQUE TOUSSAINT



5-9 • Sophomore • Guard • Staten Island, N.Y. • Christ the King

AT VIRGINIA 2017-18

- Opened the season by scoring a team-high 17 points at Mississippi State (11/10) and followed with another 17-point game against Central Connecticut (11/12)
- Scored a team-high 18 points against Georgia (11/16)
- Scored five baskets and had six assists in the win over Hampton (11/21)
- Scored 12 points with six rebounds and six assists at Florida State (2/8)

2016-17

- ACC All-Freshman Team
- Third among ACC freshmen in points per game (9.5)
- Was in the starting lineup for her collegiate debut, scoring 16 points with five rebounds against Middle Tennessee (11/11)
- Was named to the Cavalier Classic All-Tournament Team after scoring a team-high 17 points in the finale against Dayton (12/29)
- Named the ACC Rookie of the Week (Feb. 6) after scoring a team-high 16 points in the Cavaliers' overtime win against Georgia Tech, scoring UVA's final eight points of the first quarter, keying the Cavaliers to a 19-14 lead at the first break. Toussaint added another 10 points against Duke, leading the Cavaliers in scoring for the second-straight game
- Hit the game-tying three-pointer at the buzzer to send the Syracuse game into overtime (1/5)
- Scored 16 points in the victory at Clemson (1/19)
- Scored career-high 19 points, incl. 12 in OT, in the win over Wake (2/12)
- Led the team in scoring in the upset of No. 4 FSU with 14 points, eight coming in the fourth quarter
- Scored 10 pts with 5 reb in ACC Tourney win over Wake (3/2)

HIGH SCHOOL/CLUB

- 2016 Miss New York Basketball, 2016 Gatorade New York State Girls' Bas-

2017-18 GAME-BY-GAME

Opponent	GS	FG-FGA	3FG-3FGA	FT-FTA	Off-Def	Total Reb	PF	Points	A	TO	Blk	Stl	Min
at Miss St	*	5-10	1-3	6-7	2-4	6	4	17	3	8	0	1	24
CENT CONN	*	6-14	3-7	2-2	1-1	2	1	17	3	0	0	3	18
GEORGIA	*	6-18	2-5	4-7	1-2	3	1	18	5	3	0	1	36
at Dayton	*	3-13	1-3	2-2	0-2	2	4	9	4	0	0	1	35
HAMPTON	*	5-11	1-6	3-6	0-3	3	2	14	6	3	0	2	34
HARVARD	*	2-12	1-3	0-0	0-3	3	2	5	2	2	0	0	37
DUQUESNE	*	5-12	1-3	0-0	0-2	2	3	11	2	3	0	0	27
MARYLAND	*	8-18	2-5	0-1	0-2	2	3	18	2	6	0	1	35
UNCG	*	4-7	1-3	2-2	0-4	4	2	11	1	3	0	1	26
at Rutgers	*	0-4	0-1	0-0	0-0	0	2	0	1	1	0	0	9
vs Ohio	*	5-9	3-6	0-0	0-6	6	3	13	5	5	0	2	26
vs Indiana	*	4-10	1-5	3-5	0-3	3	3	12	4	5	0	3	39
MANHATTAN	*	2-5	0-2	1-2	0-4	4	1	5	5	1	0	2	30
PITT	*	4-17	2-8	6-6	0-4	4	1	16	7	1	0	3	36
SYRACUSE	*	3-10	1-5	2-2	0-5	5	4	9	6	3	0	2	32
at NC State	*	4-9	2-5	1-2	0-4	4	5	11	1	1	0	0	20
CLEMSON	*	4-8	2-5	0-0	0-3	3	3	10	5	1	0	1	25
at BC	*	5-8	2-3	0-0	0-2	2	2	12	7	2	0	0	22
at Duke	*	2-8	2-8	0-0	0-0	0	4	6	3	3	0	0	24
VA TECH	*	5-15	2-7	2-2	0-3	3	1	14	3	4	0	1	37
UNC	*	4-6	3-5	2-2	0-4	4	3	13	5	2	0	0	24
at Ga Tech	*	2-5	0-0	0-0	0-3	3	5	4	2	8	1	0	31
LOUISVILLE	*	2-7	0-2	0-2	1-1	2	2	4	2	4	0	1	25
at FSU	*	4-13	1-4	3-4	0-6	6	2	12	6	4	0	2	36
at Va Tech	*	5-17	0-3	5-6	2-3	5	3	15	2	1	0	0	33
NOTRE DAME	*	5-13	1-5	0-0	0-2	2	3	11	1	2	0	1	33
MIAMI													
at Louisville													
at Wake													

VIRGINIA CAREER STATISTICS

Year	G-GS	Min/Avg	FG-FGA	Pct.	3FG-A	Pct.	FT-FTA	Pct.	O-D	T	Avg.	Pf-DQ	Ast	TO	Blk	St	Pts	Avg
2016-17	31-30	808/26.1	113-288	.392	25-82	.305	44-59	.746	19-82	101	3.3	77-2	74	96	4	42	295	9.5
2017-18	26-25	754/29.0	104-279	.373	35-112	.313	44-60	.733	7-76	83	3.2	69-2	93	76	1	28	287	11.0
TOTAL	57-55	1562/27.4	217-567	.383	60-194	.309	88-119	.739	26-158	184	3.2	146-4	167	172	5	70	582	10.2

SINGLE GAME BESTS

POINTS

Season: 18 (2x) last vs Maryland (11/29)
Career: 19 vs Wake Forest (2/12/17)

REBOUNDS

Season: 6 vs CCSU (11/12)
Career: 9 at Richmond (11/16/16)

FG MADE

Season: 8 vs Maryland (11/29)
Career: 8 vs Maryland (11/29/18)

FG ATTEMPTS

Season: 18 (2x)
Career: 18 (2x)

3 PT FG MADE

Season: 3 (several)
Career:

3 PT FG ATTEMPTS

Season: 8 vs Pitt (12/28)
Career: 8 (2x)

FT MADE

Season: 6 (2x) last vs Pitt (12/28)
Career: 6 (2x)

FT ATTEMPTS

Season: 8 (several)
Career: 8 (several)

FT PERCENTAGE

Season: 6-6 vs Pitt (12/28)
Career: 6-6 vs Pitt (12/28/17)

ASSISTS

Season: 7 (2x) last at BC (1/11)
Career: 7 (2x) last at BC (1/11/18)

BLOCKS

Season:
Career: 2

STEALS

Season: 3 vs CCSU (11/12)
Career: 4 at BGSU (12/4/16)

13 JOCELYN WILLOUGHBY



6-0 • Sophomore • Forward/Guard • East Orange, N.J. • Newark Academy

AT VIRGINIA

2017-18

- Scored a team-high 19 points in the win over Central Connecticut and followed that with a 17-point performance against Georgia (11/16)
- Scored 11 points in 22 minutes against UNCG, going 5-of-7 from the field (12/2)
- Led team with 14 points at Rutgers (12/4)
- Scored 18 points on 7-of-9 shooting with 11 rebounds for her first double-double of the season at BC (1/11); followed that with a second straight double-double at Duke with 11 points and 10 rebounds
- Scored eight points with 10 rebounds (including six o-boards) at FSU (2/8)

2016-17

- ACC All-Freshman Team; ACC All-Academic Team
- Second among ACC freshmen in rebounding (6.2 per game) and leads the conference rookies in steals per game (1.7 per game, 55 overall)
- Third among ACC freshmen in scoring at 9.2 points per game
- Became the first freshman to lead UVA in rebounding since Brandi Teamer in 2002 and the first freshman guard to do so since Chrissy Reese in 1980
- Only player on the 2016-17 team to have two 20-point games in the season

HIGH SCHOOL/CLUB

- 2016 Gatorade New Jersey Girl's Basketball Player of the Year

SINGLE GAME BESTS

POINTS

Season: 19 vs CCSU (11/12)

Career: 25 at Saint Joseph's (3/17/17)

REBOUNDS

Season: 11 at BC (1/11)

Career: 11 (2x) last at BC (1/11)

FG MADE

Season: 8 vs CCSU (11/12)

Career: 10 at Saint Joseph's (3/17/17)

FG ATTEMPTS

Season: 14 at Rutgers (12/4)

Career: 14 (2x) last at Rutgers (12/4/17)

3 PT FG MADE

Season: 2

3 PT FG ATTEMPTS

Season: 4

FT MADE

Season: 6 at NC State (1/4)

Career: 12 vs Dayton (12/29/16)

FT ATTEMPTS

Season: 6 at NC State (1/4)

Career: 14 vs Dayton (12/29/16)

FT PERCENTAGE

Season: 6-6 at NC State (1/4)

Career: 12-of-14 (.857) vs Dayton (12/29/16)

ASSISTS

Season:

Career: 4 at Notre Dame (1/29/17)

BLOCKS

Season:

Career: 3 vs UMBC (12/28/16)

STEALS

Season:

Career: 6 at Georgia (12/19/16)

DOUBLE DOUBLES

Season: 2 last at Duke (1/14)

Career: 4 last at Duke (1/14/18)

2017-18 GAME-BY-GAME:

Opponent	GS	FG-FGA	3FG-3FGA	FT-FTA	Off-Def	Total Reb	PF	Points	A	TO	Blk	Stl	Min
at Miss St	*	3-4	0-0	0-0	0-6	6	4	6	0	1	0	1	20
CENT CONN	*	8-13	1-1	2-3	1-3	4	0	19	2	1	0	1	21
GEORGIA	*	6-10	1-1	4-5	0-2	2	5	17	0	2	1	2	33
at Dayton	*	4-13	1-3	0-0	3-2	5	4	9	1	5	0	5	31
HAMPTON	*	6-9	1-1	2-2	2-4	6	5	15	0	1	0	1	30
HARVARD	*	4-11	2-4	2-4	7-1	8	3	12	1	4	1	2	37
DUQUESNE	*	3-10	0-1	0-0	0-4	4	5	6	2	2	0	2	30
MARYLAND	*	4-10	0-0	0-0	1-6	7	3	8	1	3	0	3	34
UNCG	*	5-7	1-1	0-0	0-2	2	3	11	1	0	0	0	22
at Rutgers	*	5-14	2-4	2-2	0-2	2	2	14	1	3	0	1	38
vs Ohio	*	3-6	0-1	2-2	0-2	2	4	8	1	2	0	0	29
vs Indiana	*	3-6	0-1	2-2	0-2	2	4	8	1	2	0	0	29
MANHATTAN	*	3-8	0-0	0-0	2-2	4	2	6	1	1	0	1	20
PITT	*	0-5	0-0	4-6	3-6	9	1	4	0	3	0	2	31
SYRACUSE	*	2-6	1-2	3-4	1-0	1	2	8	0	3	0	4	29
at NC State	*	2-7	0-2	6-6	0-3	3	3	10	2	1	0	2	31
CLEMSON	*	5-9	2-3	4-4	0-5	5	1	16	0	3	0	1	28
at BC	*	7-9	2-3	2-2	1-10	11	3	18	3	1	0	0	32
at Duke	*	4-11	3-5	0-0	1-9	10	1	11	1	3	1	0	37
VA TECH	*	3-6	0-1	4-4	0-8	8	4	10	0	1	0	2	31
UNC	*	4-12	0-3	1-1	1-3	4	1	9	2	1	0	3	29
at Ga Tech	*	1-2	0-0	4-4	0-3	3	2	6	1	3	1	2	30
LOUISVILLE	*	3-8	0-0	0-0	2-2	4	3	6	1	1	0	0	19
at FSU	*	3-11	0-1	2-2	6-4	10	4	8	2	3	0	0	30
at Va Tech	*	5-9	2-3	1-2	1-3	4	3	13	4	1	0	2	31
NOTRE DAME	*	2-7	1-1	0-0	2-3	5	1	5	0	2	0	1	29
MIAMI													
at Louisville													
at Wake													

VIRGINIA CAREER STATISTICS

Year	G-GS	Min/Avg	FG-FGA	Pct.	3FG-A	Pct.	FT-FTA	Pct.	O-D	T	Avg.	Pf-DQ	Ast	TO	Blk	St	Pts	Avg
2016-17	33-33	987/29.9	109-288	.378	8-39	.205	98-132	.742	71-133	204	6.2	110-8	55	94	13	55	324	9.8
2017-18	26-26	755/29.0	97-220	.441	20-41	.488	45-53	.849	34-98	132	5.1	69-3	29	51	4	38	259	10.0
TOTAL	59-59	1742/29.5	206-508	.406	28-80	.350	143-185	.773	105-231	336	5.7	179-11	84	145	17	93	583	9.9

**2017-18 Virginia Women's Basketball
Virginia Combined Team Statistics (as of Feb 15, 2018)
All games**

RECORD:	OVERALL	HOME	AWAY	NEUTRAL
ALL GAMES	16-10	10-5	4-5	2-0
CONFERENCE	9-4	5-2	4-2	0-0
NON-CONFERENCE	7-6	5-3	0-3	2-0

#	Player	gp-gs	min	avg	Total		3-Point		F-Throw		Rebounds				pf	dq	a	to	blk	stl	pts	avg
					fg-fga	fg%	3fg-fga	3fg%	ft-fa	ft%	off	def	tot	avg								
04	Dominique Toussaint	26-25	754	29.0	104-279	.373	35-112	.313	44-60	.733	7	76	83	3.2	69	2	93	76	1	28	287	11.0
23	Aliyah Huland El	26-21	711	27.3	101-228	.443	34-93	.366	41-49	.837	32	59	91	3.5	53	0	38	49	23	24	277	10.7
10	J'Kyra Brown	26-4	736	28.3	89-215	.414	46-119	.387	37-54	.685	14	87	101	3.9	44	1	59	63	3	23	261	10.0
13	Jocelyn Willoughby	26-26	755	29.0	97-220	.441	20-41	.488	45-53	.849	34	98	132	5.1	69	3	29	51	4	38	259	10.0
30	Felicia Aiyeotan	26-22	591	22.7	89-176	.506	0-0	.000	20-39	.513	67	128	195	7.5	37	0	20	49	60	5	198	7.6
03	Lauren Moses	24-7	491	20.5	67-155	.432	0-1	.000	44-65	.677	54	57	111	4.6	56	3	19	34	15	31	178	7.4
01	Brianna Tinsley	26-23	514	19.8	37-110	.336	20-58	.345	21-27	.778	8	38	46	1.8	39	0	40	53	1	14	115	4.4
14	Lisa Jablonowski	26-2	466	17.9	26-58	.448	3-13	.231	5-12	.417	28	54	82	3.2	25	0	33	25	6	15	60	2.3
02	Jae'Lisa Allen	6-0	44	7.3	4-9	.444	0-0	.000	1-2	.500	2	3	5	0.8	4	0	2	2	1	2	9	1.5
05	Khyasia Caldwell	12-0	34	2.8	5-11	.455	1-2	.500	2-4	.500	1	1	2	0.2	12	0	1	2	0	1	13	1.1
35	Shakyna Payne	6-0	30	5.0	2-6	.333	0-0	.000	1-2	.500	2	4	6	1.0	7	0	0	4	0	1	5	0.8
32	Mone Jones	12-0	99	8.3	3-13	.231	0-0	.000	2-4	.500	4	1	5	0.4	5	0	6	3	1	0	8	0.7
Team											47	60	107					9				
Total.....		26	5225		624-1480	.422	159-439	.362	263-371	.709	300	666	966	37.2	420	9	340	420	115	182	1670	64.2
Opponents.....		26	5225		576-1507	.382	166-547	.303	264-378	.698	316	596	912	35.1	417	-	297	404	67	212	1582	60.8

TEAM STATISTICS	VA	OPP	Date	Opponent	Score	Att.
SCORING	1670	1582	11/10/17	at Mississippi State	L 53-68	6811
Points per game	64.2	60.8	11/12/17	CENTRAL CONNECTICUT	W 103-59	3306
Scoring margin	+3.4	-	11/16/17	GEORGIA	L 61-64	3170
FIELD GOALS-ATT	624-1480	576-1507	11/19/17	at Dayton	L 46-61	1866
Field goal pct	.422	.382	11/21/17	HAMPTON	W 66-62	2546
3 POINT FG-ATT	159-439	166-547	11/25/17	HARVARD	W 50-48	2838
3-point FG pct	.362	.303	11/26/17	DUQUESNE	L 63-74	2846
3-pt FG made per game	6.1	6.4	11/29/17	MARYLAND	L 59-60	3082
FREE THROWS-ATT	263-371	264-378	12/02/17	UNCG	W 68-50	2642
Free throw pct	.709	.698	12/2/17	at Rutgers	L 43-52	1368
F-Throws made per game	10.1	10.2	12/17/17	vs Ohio	W 77-59	200
REBOUNDS	966	912	12/18/17	vs Indiana	Wot 82-72	150
Rebounds per game	37.2	35.1	12/21/17	MANHATTAN	W 69-47	2383
Rebounding margin	+2.1	-	* 12/28/17	PITTSBURGH	W 62-50	2822
ASSISTS	340	297	* 12/31/17	SYRACUSE	W 68-63	2979
Assists per game	13.1	11.4	* 1/4/18	at NC State	W 73-63	1801
TURNOVERS	420	404	* 01/07/18	CLEMSON	W 70-41	3995
Turnovers per game	16.2	15.5	* 1/11/18	at Boston College	W 68-57	1065
Turnover margin	-0.6	-	* 1-14-18	at #16/18 Duke	L 48-55	3856
Assist/turnover ratio	0.8	0.7	* 01/21/18	VIRGINIA TECH	W 61-52	4212
STEALS	182	212	* 01/25/18	NORTH CAROLINA	W 82-70	2971
Steals per game	7.0	8.2	* 1/28/18	at Georgia Tech	W 62-56	1601
BLOCKS	115	67	* 02/01/18	LOUISVILLE	L 41-77	2877
Blocks per game	4.4	2.6	* 02/08/18	at Florida State	L 62-77	2843
ATTENDANCE	45707	24294	* 02/11/18	at Virginia Tech	W 64-62	2733
Home games-Avg/Game	15-3047	9-2660	* 02/15/18	NOTRE DAME	L 69-83	3038
Neutral site-Avg/Game	-	2-175				

* - Conference game

Score by Periods	1st	2nd	3rd	4th	OT	Totals
Virginia	434	412	386	421	17	1670
Opponents	390	370	399	416	7	1582

**2017-18 Virginia Women's Basketball
Virginia Combined Team Statistics (as of Feb 15, 2018)
Conference games only**

RECORD:	OVERALL	HOME	AWAY	NEUTRAL
ALL GAMES	9-4	5-2	4-2	0-0
CONFERENCE	9-4	5-2	4-2	0-0
NON-CONFERENCE	0-0	0-0	0-0	0-0

#	Player	gp-gs	min	avg	Total		3-Point		F-Throw		Rebounds				pf	dq	a	to	blk	stl	pts	avg
					fg-fga	fg%	3fg-fga	3fg%	ft-fa	ft%	off	def	tot	avg								
23	Aliyah Huland El	13-12	389	29.9	55-127	.433	16-49	.327	24-28	.857	16	30	46	3.5	24	0	18	22	11	12	150	11.5
04	Dominique Toussaint	13-13	378	29.1	49-136	.360	18-60	.300	21-26	.808	3	40	43	3.3	38	2	50	36	1	11	137	10.5
10	J'Kyra Brown	13-0	359	27.6	45-111	.405	22-59	.373	19-29	.655	7	41	48	3.7	19	0	27	30	2	14	131	10.1
13	Jocelyn Willoughby	13-13	387	29.8	41-102	.402	11-24	.458	31-35	.886	18	59	77	5.9	29	0	16	26	2	19	124	9.5
30	Felicia Aiyetan	13-13	305	23.5	50-94	.532	0-0	.000	8-15	.533	34	64	98	7.5	16	0	11	25	26	3	108	8.3
03	Lauren Moses	13-0	242	18.6	35-79	.443	0-1	.000	20-30	.667	24	32	56	4.3	36	3	11	16	6	12	90	6.9
01	Brianna Tinsley	13-13	262	20.2	21-54	.389	12-31	.387	13-15	.867	6	16	22	1.7	22	0	15	27	0	7	67	5.2
14	Lisa Jablonowski	13-1	209	16.1	9-23	.391	1-6	.167	0-2	.000	9	25	34	2.6	8	0	17	14	5	8	19	1.5
05	Khyasia Caldwell	3-0	10	3.3	1-2	.500	0-0	.000	0-0	.000	0	0	0	0.0	4	0	0	1	0	0	2	0.7
32	Mone Jones	8-0	52	6.5	0-5	.000	0-0	.000	2-4	.500	3	1	4	0.5	0	0	1	0	1	0	2	0.3
35	Shakyna Payne	2-0	7	3.5	0-1	.000	0-0	.000	0-0	.000	0	0	0	0.0	1	0	0	0	0	0	0	0.0
Team											22	32	54					7				
Total.....		13	2600		306-734	.417	80-230	.348	138-184	.750	142	340	482	37.1	197	5	166	204	54	86	830	63.8
Opponents.....		13	2600		303-762	.398	76-241	.315	124-185	.670	146	302	448	34.5	208	-	149	185	27	102	806	62.0

TEAM STATISTICS	VA	OPP	Date	Opponent	Score	Att.
SCORING	830	806	* 12/28/17	PITTSBURGH	w 62-50	2822
Points per game	63.8	62.0	* 12/31/17	SYRACUSE	w 68-63	2979
Scoring margin	+1.8	-	* 1/4/18	at NC State	w 73-63	1801
FIELD GOALS-ATT	306-734	303-762	* 01/07/18	CLEMSON	w 70-41	3995
Field goal pct	.417	.398	* 1/11/18	at Boston College	w 68-57	1065
3 POINT FG-ATT	80-230	76-241	* 1-14-18	at #16/18 Duke	L 48-55	3856
3-point FG pct	.348	.315	* 01/21/18	VIRGINIA TECH	w 61-52	4212
3-pt FG made per game	6.2	5.8	* 01/25/18	NORTH CAROLINA	w 82-70	2971
FREE THROWS-ATT	138-184	124-185	* 1/28/18	at Georgia Tech	w 62-56	1601
Free throw pct	.750	.670	* 02/01/18	LOUISVILLE	L 41-77	2877
F-Throws made per game	10.6	9.5	* 02/08/18	at Florida State	L 62-77	2843
REBOUNDS	482	448	* 02/11/18	at Virginia Tech	w 64-62	2733
Rebounds per game	37.1	34.5	* 02/15/18	NOTRE DAME	L 69-83	3038
Rebounding margin	+2.6	-	* - Conference game			
ASSISTS	166	149				
Assists per game	12.8	11.5				
TURNOVERS	204	185				
Turnovers per game	15.7	14.2				
Turnover margin	-1.5	-				
Assist/turnover ratio	0.8	0.8				
STEALS	86	102				
Steals per game	6.6	7.8				
BLOCKS	54	27				
Blocks per game	4.2	2.1				
ATTENDANCE	22894	13899				
Home games-Avg/Game	7-3271	6-2316				
Neutral site-Avg/Game	-	0-0				

Score by Periods	1st	2nd	3rd	4th	Totals
Virginia	226	201	208	195	830
Opponents	199	185	212	210	806

Official Basketball Box Score -- Game Totals -- Final Statistics Virginia vs Mississippi State 11/10/17 8:20 p.m. at Starkville, Miss. (Humphrey Coliseum)

Virginia 53 • 0-1

#	Player		Total		3-Ptr		Rebounds		PF	TP	A	TO	Blk	Stl	Min	
			FG	FGA	FG	FGA	Off	Def								Tot
03	Lauren Moses	f	1-6	0-0	0-0	1	2	3	1	2	1	0	1	2	18	
30	Felicia Aiyetotan	c	1-2	0-0	2-4	2	5	7	1	4	0	2	4	0	29	
04	Dominique Toussaint	g	5-10	1-3	6-7	2	4	6	4	17	3	8	0	1	24	
10	J'Kyra Brown	g	2-8	0-2	0-0	0	4	4	4	4	0	6	0	1	32	
13	Jocelyn Willoughby	g	3-4	0-0	0-0	0	6	6	4	6	0	1	0	1	20	
01	Brianna Tinsley		2-4	1-1	2-2	0	2	2	1	7	1	4	0	0	18	
05	Khyasia Caldwell		1-2	0-0	0-0	0	0	0	0	2	0	0	0	1	2	
14	Lisa Jablonowski		2-3	1-1	0-0	0	3	3	4	5	0	1	0	0	17	
23	Aliyah Huland El		2-6	0-2	2-2	0	0	0	2	6	0	0	0	0	21	
32	Mone Jones		0-3	0-0	0-0	0	0	0	1	0	2	1	0	0	19	
Team							2	1	3							
Totals				19-48	3-9	12-15	7	27	34	22	53	7	23	5	6	200
1st - FG %:			4-15	26.7%	2nd: 5-14	35.7%	3rd: 4-9	44.4%	4th: 6-10	60.0%	Game: 19-48		39.6%	Deadball		
3FG %:			0-3	0.0%	1-2	50.0%	2-4	50.0%	0-0	0.0%	3-9		33.3%	Rebounds		
FT %:			2-2	100.0%	2-4	50.0%	4-4	100.0%	4-5	80.0%	12-15		80.0%	3		

Mississippi State 68 • 1-0

#	Player		Total	3-Ptr	Rebounds											
			FG	FGA	FT	FTA	Off	Def	Tot	PF	TP	A	TO	Blk	Stl	Min
15	Teaira McCowan	c	3-10	0-0	1-2	4	6	10	3	7	1	4	2	1	30	
01	Blair Schaefer	g	0-5	0-4	0-0	1	0	1	2	0	2	1	0	1	18	
02	Morgan William	g	1-4	0-1	0-0	1	5	6	3	2	8	0	0	2	29	
11	Roshunda Johnson	g	6-15	4-10	2-3	0	0	0	3	18	2	3	1	3	28	
35	Victoria Vivians	g	8-15	3-9	3-3	2	5	7	3	22	2	4	1	1	37	
04	Amesha Williams	g	2-5	0-0	0-0	1	4	5	1	4	0	2	2	3	15	
10	Jazzmun Holmes	g	0-1	0-0	2-2	0	0	0	2	2	1	2	2	3	11	
20	Nyah Tate	g	0-0	0-0	0-0	0	0	0	0	0	0	0	0	0	1	
21	Jonika Garvin	g	0-0	0-0	0-0	0	0	0	0	0	0	0	0	0	1	
23	Bre'Amber Scott	g	0-0	0-0	0-0	0	0	0	0	0	0	1	0	0	1	
55	Chloe Bibby	g	5-8	2-3	1-1	2	1	3	1	13	0	0	0	0	29	
Team							2	1	3							
Totals			25-63	9-27	9-11	13	22	35	18	68	16	17	8	14	200	
1st - FG %:			4-13	30.8%	2nd: 7-21	33.3%	3rd: 8-15	53.3%	4th: 6-14	42.9%	Game: 25-63		39.7%	Deadball		
3FG %:			2-6	33.3%	1-9	11.1%	5-8	62.5%	1-4	25.0%	9-27		33.3%	Rebounds		
FT %:			4-4	100.0%	4-5	80.0%	1-2	50.0%	0-0	0.0%	9-11		81.8%	0		

Officials: Dee Kantner, Mark Zentz, Carla Fountain
Technical fouls: Virginia-None. Mississippi State-None.
Attendance: 6811

Score by periods	1st	2nd	3rd	4th	Total
Virginia	10	13	14	16	53
Mississippi State	14	19	21	14	68

Last FG - VA 4th-00:22, MS 4th-01:21.
Largest lead - VA by 2 1st-09:34, MS by 22 4th-07:34.
VA led for 02:43, MS led for 36:06. Game was tied for 01:11.

Score tied - 2 times.
Lead changed - 3 times.



Official Basketball Box Score -- Game Totals -- Final Statistics Central Connecticut vs Virginia 11/12/17 2 p.m. at Charlottesville, Va.



Central Connecticut 59 • 0-2

#	Player		Total		3-Ptr		Rebounds		PF	TP	A	TO	Blk	Stl	Min
			FG-FGA	FG-FGA	FT-FTA	Off	Def	Tot							
10	Andi Lydon	f	1-5	0-4	1-2	2	2	4	4	3	1	0	0	0	24
33	Ashley Berube	c	0-5	0-0	1-2	0	6	6	1	1	1	3	1	0	24
04	Kiana Patterson	g	6-9	5-7	2-3	0	2	2	2	19	4	5	0	0	27
12	Sydney Hines	g	3-10	1-7	2-2	0	0	0	0	9	0	1	0	0	19
42	Morgan Johnson	g	2-6	2-6	2-0	1	3	4	1	8	0	2	0	0	26
02	Taylor Goode	g	2-4	1-2	0-0	0	2	2	1	5	0	2	0	1	11
14	Ashley Forker	g	1-3	1-3	1-2	1	2	3	0	4	0	3	0	0	17
15	Emma McCamus	g	1-2	0-1	0-0	0	0	0	0	2	1	0	0	1	7
22	Ashley Chin	g	0-2	0-1	0-0	2	0	2	0	0	2	4	0	0	15
23	Brianna Jacobs	g	1-6	0-1	0-0	2	0	2	4	2	2	0	0	0	12
25	Denisha Gardener	g	0-2	0-0	6-10	4	2	6	1	6	0	2	0	0	13
32	Tiffany Slicklein	g	0-1	0-1	0-0	0	0	0	0	0	0	0	0	0	5
Team															2
Totals			17-55		10-33		15-23		14 21 35		14 59		11 22 1		
1st - FG %:			5-20 25.0%		2nd: 6-12 50.0%		3rd: 1-11 9.1%		4th: 5-12 41.7%		Game: 17-55 30.9%		Deadball		Rebounds
3FG %:			2-9 22.2%		1-2 50.0%		1-7 14.3%		2-3 66.7%		8-18 44.4%				
FT %:			1-2 50.0%		4-6 66.7%		0-0 0.0%		6-9 66.7%		15-23 65.2%				

Virginia 103 • 1-1

#	Player	Total			3-Ptr		Rebounds		PF	TP	A	TO	Blk	Stl	Min			
		FG	FGA	FG%	FG	FGA	Off	Def										
03	Lauren Moses	f	4-6	0-0	1-2	3	3	6	0	9	2	1	1	3	17			
30	Felicia Aiyetotan	c	6-11	0-0	0-2	6	4	10	3	12	0	0	1	1	18			
04	Dominique Toussaint	g	6-14	3-7	2-2	1	1	2	1	17	3	0	0	3	18			
10	J'Kyra Brown	g	3-6	1-4	1-2	0	4	4	0	8	2	3	0	1	15			
13	Jocelyn Willoughby	g	8-13	1-1	2-3	1	3	4	0	19	2	1	0	1	21			
01	Brianna Tinsley	g	1-8	1-3	0-0	2	2	4	1	3	1	0	0	0	23			
02	Jae'Lisa Allen	g	1-2	0-0	1-2	2	0	2	1	3	1	0	1	0	15			
05	Khyasia Caldwell	g	2-3	1-2	0-2	1	1	2	3	5	1	0	0	0	9			
14	Lisa Jablonowski	g	2-3	0-0	0-0	3	3	6	0	4	1	0	0	1	18			
23	Aliyah Huland El	g	5-6	1-1	2-2	0	1	1	1	13	2	1	1	1	37			
32	Mone Jones	g	3-4	0-0	0-0	0	0	0	4	6	2	0	0	0	16			
35	Shakyna Payne	g	2-2	0-0	0-0	0	3	3	3	4	0	2	0	0	13			
Team								3										
Totals			43-78		8-18		9-17		19	28	47	17	103	19	9	4	13	200
1st - FG %:			14-23	60.9%	2nd: 12-19	63.2%	3rd: 9-20	45.0%	4th: 8-16	50.0%	Game: 43-78	55.1%	Deadball		Rebounds			
3FG %:			2-4	50.0%	4-8	50.0%	0-3	0.0%	2-3	66.7%	8-18	44.4%						
FT %:			2-3	66.7%	3-7	42.9%	4-5	80.0%	0-2	0.0%	9-17	52.9%						

Officials: Billy Smith, Mark Resch, Dawn Marsh
Technical fouls: Central Connecticut-None. Virginia-None.
Attendance: 3306

Score by periods	1st	2nd	3rd	4th	Total
Central Connecticut	13	21	7	18	59
Virginia	32	31	22	18	103

Last FG - CCSU 4th-01:20, VA 4th-02:34.
Largest lead - CCSU None, VA by 51 4th-06:32.
CCSU led for 00:00, VA led for 39:52. Game was tied for 00:08.

Score tied - 0 times.
Lead changed - 0 times.



Official Basketball Box Score -- Game Totals -- Final Statistics Georgia vs Virginia 11/16/17 7 p.m. at JPJ Arena, Charlottesville, Va.



Georgia 64 • 2-0

#	Player	Total		3-Ptr		Rebounds	
---	--------	-------	--	-------	--	----------	--

Official Basketball Box Score -- Game Totals -- Final Statistics

Hampton vs Virginia

11/21/17 7 p.m. at JPJ Arena, Charlottesville, Va.

Hampton 62 • 1-2

#	Player		Total	3-Ptr	Rebounds											
			FG	FGA	FT	FTA	Off	Def	Tot	PF	TP	A	TO	Blk	Stl	Min
04	BROWN, Jephany	f	1-5	1-4	2-2	0	1	1	2	5	0	0	0	0	1	16
21	SAYLE, Mikayla	f	3-8	0-0	1-2	2	3	5	1	7	0	0	0	0	0	30
01	JAMES, DeJane	g	4-12	2-5	3-5	5	1	6	1	13	4	4	0	1	36	
02	FINNEY-SMITH, Monna	g	6-14	5-11	0-0	3	6	9	3	17	2	1	1	0	40	
03	STARR, Allina	g	3-11	1-2	2-4	4	3	7	3	9	2	1	0	3	40	
10	WILLIS, K'lynn		2-6	2-5	0-0	0	2	2	4	6	3	4	0	2	17	
14	BATES, Ashley		2-5	0-1	1-2	2	1	3	0	5	0	2	0	2	21	
Team						4	3	7			1					
Totals			21-61	11-28	9-15	20	20	40	14	62	11	13	1	9	200	
1st - FG %:			5-14	35.7%	2nd: 5-12	41.7%	3rd: 7-15	46.7%	4th: 4-20	20.0%	Game: 21-61	34.4%	Deadball			
3FG %:			3-6	50.0%	1-5	20.0%	4-8	50.0%	3-9	33.3%	11-28	39.3%	Rebounds			
FT %:			1-2	50.0%	1-2	50.0%	4-5	80.0%	3-6	50.0%	9-15	60.0%	2			

Virginia 66 • 2-3

#	Player	Total		3-Ptr		Rebounds			PF	TP	A		TO	Blk	Stl	Min
		FG-FGA	FG-FGA	FT-FTA	FT-FTA	Off	Def	Tot			TO	Blk				
03	Lauren Moses	f	4-7	0-0	1-2	1	4	5	4	9	0	1	1	2	25	
01	Brianna Tinsley	g	3-5	0-1	0-0	0	1	1	2	6	0	5	1	1	23	
04	Dominique Toussaint	g	5-11	1-6	3-6	0	3	3	2	14	6	3	0	2	34	
13	Jocelyn Willoughby	g	6-9	1-1	2-2	2	4	6	5	15	0	1	0	1	30	
23	Aliyah Huland El	g	3-9	2-3	2-2	0	2	2	1	10	2	1	1	2	29	
10	J'Kyra Brown		2-6	2-5	0-0	0	3	3	0	6	2	1	0	0	24	
14	Lisa Jablonowski		2-3	0-0	0-0	0	3	3	1	4	1	0	0	2	20	
30	Felicia Aiyetotan		1-2	0-0	0-0	0	3	3	3	2	0	1	3	0	15	
Team						5	1	6								
Totals			26-52	6-16	8-12	8	24	32	18	66	11	13	6	10	200	
1st - FG %:		6-14	42.9%	2nd: 7-12	58.3%	3rd: 8-14	57.1%	4th: 5-12	41.7%	Game: 26-52	50.0%	Deadball				
3FG %:		1-3	33.3%	3-6	50.0%	0-2	0.0%	2-4	50.0%	6-16	37.5%	Rebounds				
FT %:		3-4	75.0%	3-4	75.0%	0-0	0.0%			8-12	66.7%	2				

Officials: Bryan Enterline, Edward Sidlasky, Angel Stanton
 Technical fouls: Hampton-None. Virginia-None.
 Attendance: 2546
 UVA: 13 fouled out at 3:47 (IV)

Score by periods	1st	2nd	3rd	4th	Total
Hampton	14	12	22	14	62
Virginia	16	20	16	14	66

Last FG - HAMW 4th-00:17, VA 4th-00:37.
 Largest lead - HAMW by 3 1st-09:08, VA by 15 2nd-03:05.
 HAMW led for 04:02. VA led for 33:37. Game was tied for 02:21.

Score tied - 4 times.
 Lead changed - 5 times.

Official Basketball Box Score -- Game Totals -- Final Statistics

Harvard vs Virginia

11/25/17 2:00 pm at JPJ Arena, Charlottesville, Va.

Harvard 48 • 3-3

#	Player	Total		3-Ptr		Rebounds			PF	TP	A		TO	Blk	Stl	Min
		FG-FGA	FG-FGA	FT-FTA	FT-FTA	Off	Def	Tot			TO	Blk				
13	Boehm, Jeannie	f	4-7	0-0	0-0	0	0	0	5	8	0	2	4	1	28	
03	Benzan, Katie	g	4-7	3-6	0-0	0	7	7	1	11	2	3	0	2	35	
11	Porter, Kirby	g	0-2	0-1	0-0	0	3	3	0	0	2	2	0	0	15	
20	Raster, Madeline	g	4-10	1-4	2-2	0	4	4	1	11	2	2	0	1	36	
31	Rooks, Taylor	g	3-8	0-0	2-2	1	2	3	3	8	1	2	1	0	26	
00	Redford, Nani		1-2	0-1	2-4	1	2	3	0	4	0	1	0	0	8	
14	Barta, Mackenzie		0-1	0-1	0-0	0	0	0	1	0	0	0	0	0	3	
21	Tworek, Grace		1-2	0-1	0-0	1	0	1	0	2	0	0	0	0	7	
22	Stuhreyer, Maddie		0-1	0-0	0-0	0	0	0	2	0	0	0	1	0	6	
24	Bush, Jadyn		1-3	0-0	0-0	0	2	2	3	2	0	2	0	1	13	
25	Skinner, Sydney		0-4	0-2	2-2	0	1	1	5	2	2	5	0	2	23	
Team						5	3	8			1					
Totals			18-47	4-16	8-10	11	24	35	21	48	9	20	6	7	200	
1st - FG %:		3-13	23.1%	2nd: 5-14	35.7%	3rd: 5-10	50.0%	4th: 5-10	50.0%	Game: 18-47	38.3%	Deadball				
3FG %:		1-4	25.0%	1-8	12.5%	1-2	50.0%	3-6	50.0%	5-21	23.8%	Rebounds				
FT %:		0-0	0.0%	2-4	50.0%	1-2	50.0%	0-0	0.0%	8-10	80.0%	2				

Virginia 50 • 3-3

#	Player	Total		3-Ptr		Rebounds			PF	TP	A		TO	Blk	Stl	Min
		FG-FGA	FG-FGA	FT-FTA	FT-FTA	Off	Def	Tot			TO	Blk				
03	Lauren Moses	f	4-11	0-0	5-8	6	4	10	2	13	0	1	1	2	28	
13	Jocelyn Willoughby	f	4-11	2-4	2-4	7	1	8	3	12	1	4	1	2	37	
01	Brianna Tinsley	g	0-6	0-5	1-2	0	1	1	0	1	0	0	0	1	17	
04	Dominique Toussaint	g	2-12	1-3	0-0	0	3	3	2	5	2	2	0	0	37	
23	Aliyah Huland El	g	2-6	2-5	2-2	2	3	5	2	8	4	4	2	2	26	
10	J'Kyra Brown		1-7	0-4	1-2	0	1	1	2	3	0	1	0	0	24	
14	Lisa Jablonowski		1-3	0-0	0-2	4	2	6	1	2	1	1	0	1	16	
30	Felicia Aiyetotan		2-6	0-0	2-3	6	1	7	3	6	2	0	0	0	15	
Team						2	2	4								
Totals			16-62	5-21	13-23	27	18	45	15	50	10	13	4	8	200	
1st - FG %:		2-15	13.3%	2nd: 5-20	25.0%	3rd: 3-15	20.0%	4th: 6-12	50.0%	Game: 16-62	25.8%	Deadball				
3FG %:		0-5	0.0%	1-6	16.7%	1-4	25.0%	3-6	50.0%	5-21	23.8%	Rebounds				
FT %:		3-6	50.0%	5-7	71.4%	0-0	0.0%	5-10	50.0%	13-23	56.5%	5				

Officials: Lawson Newton, Jeffrey Smith, Felicia Young
 Technical fouls: Harvard-None. Virginia-None.
 Attendance: 2838
 Cavalier Classic Tournament - Presented by DoubleTree by Hilton
 Harvard #13 fouled out with 1:35 remaining;
 Harvard #25 fouled out with 00:01 remaining

Score by periods	1st	2nd	3rd	4th	Total
Harvard	7	13	17	11	48
Virginia	7	16	7	20	50

Last FG - HARV 4th-04:16, VA 4th-00:51.
 Largest lead - HARV by 9 4th-09:40, VA by 6 2nd-00:31.
 HARV led for 17:39. VA led for 13:34. Game was tied for 08:47.

Score tied - 6 times.
 Lead changed - 8 times.

Official Basketball Box Score -- Game Totals -- Final Statistics

Duquesne vs Virginia

11/26/17 3:30 p.m. at JPJ Arena, Charlottesville, Va.

Duquesne 74 • 5-2

#	Player		Total		3-Ptr		Rebounds			PF	TP	A				Min
			FG-FGA	FG-FGA	FT-FTA	Off	Def	Tot	To			Blk	Stl			
10	CANNON, Paige	f	3-6	0-1	2-2	6	9	15	4	8	3	1	1	0	33	
42	LASS, Kadri-Ann	f	5-14	1-3	0-0	2	3	5	3	11	2	3	1	0	32	
02	OMOGROSSO, Chassidy	g	7-14	3-8	8-10	0	4	4	2	25	2	1	0	2	40	
03	VOJINOVIC, Julijana	g	6-18	4-9	6-6	1	4	5	4	22	1	3	1	1	38	
22	RICHARDSON, Conor	g	2-5	1-2	3-4	1	2	3	5	8	2	2	1	2	31	
14	KUTTORG, Eniko		0-1	0-0	0-0	2	2	4	0	0	1	1	0	0	9	
21	BAZZELAK, Libby		0-0	0-0	0-0	1	1	2	0	0	0	1	0	0	11	
23	TULONEN, Helmi		0-0	0-0	0-0	0	0	0	0	0	0	1	0	0	6	
Team						2	2	4			1					
			23-58	9-23	19-22	15	27	42	18	74	11	14	4	5	200	
1st - FG %:			6-18	33.3%	2nd: 4-17	23.5%	3rd: 8-12	66.7%	4th: 5-11	45.5%	Game: 23-58	39.7%	Deadball			
3FG %:			3-6	50.0%	1-6	16.7%	4-7	57.1%	1-4	25.0%	9-23	39.1%	Rebounds			
FT %:			2-2	100.0%	3-4	75.0%	0-0	0.0%	14-16	87.5%	19-22	86.4%				

Official Basketball Box Score -- Game Totals -- Final Statistics

UNCG vs Virginia

12/02/17 6 p.m. at JPJ Arena, Charlottesville, Va.

UNCG 50 • 4-4

#	Player	Total		3-Ptr		Rebounds			PF	TP	A TO Blk Stl				Min
		FG-FGA	FG-FGA	FT-FTA	FT-FTA	Off	Def	Tot			A	TO	Blk	Stl	
23	Te'ja Twitty	f	2-3	0-0	3-4	1	2	3	2	7	1	2	0	0	26
25	Ije Ajemba	c	3-14	0-0	2-2	2	4	6	3	8	1	1	0	0	34
02	Alexus Willey	g	2-5	1-3	2-4	1	2	3	2	7	1	1	0	1	27
05	Brandi Fier	g	1-6	0-2	0-0	0	1	1	1	2	2	3	0	1	30
35	Nadine Soliman	g	6-16	2-8	1-2	1	3	4	1	15	1	2	0	1	34
00	D.J. Howard	g	0-0	0-0	0-0	0	0	0	0	0	0	0	0	0	5
03	Alexis Pitchford	g	2-5	1-1	0-0	0	0	0	0	5	0	1	0	1	14
04	Mangela Ngandjui	g	2-2	0-0	0-0	0	1	1	1	4	0	0	1	0	11
11	Amesha Miller	g	0-1	0-0	2-2	0	0	0	0	2	0	0	0	0	6
12	Cece Crudup	g	0-0	0-0	0-0	0	0	0	0	0	0	1	0	0	7
21	Aneka Yelverton	g	0-2	0-1	0-0	0	1	1	0	0	0	0	0	1	7
23	Dijana Milisic	g	0-0	0-0	0-0	0	0	0	1	0	0	1	0	0	3
Team						5	2	7			2				
Totals			18-54	4-15	10-14	10	16	26	11	50	6	14	1	8	200
1st - FG %:		5-17	29.4%	2nd: 4-13	30.8%	3rd: 5-13	38.5%	4th: 4-11	36.4%	Game: 18-54	33.3%	Deadball			
3FG %:		4-9	44.4%	2nd: 0-2	0.0%	3rd: 0-3	0.0%	4th: 0-1	0.0%	Game: 4-15	26.7%	Rebounds			
FT %:		0-0	0.0%	2nd: 1-2	50.0%	3rd: 1-4	25.0%	4th: 0-1	0.0%	Game: 10-14	71.4%	Rebounds			

Virginia 68 • 4-5

#	Player	Total		3-Ptr		Rebounds			PF	TP	A TO Blk Stl				Min
		FG-FGA	FG-FGA	FT-FTA	FT-FTA	Off	Def	Tot			A	TO	Blk	Stl	
13	Jocelyn Willoughby	f	5-7	1-1	0-0	0	2	2	3	11	1	0	0	0	22
30	Felicia Aiyetean	c	3-8	0-0	2-4	2	7	9	1	8	1	5	6	0	26
01	Brianna Tinsley	g	1-3	0-2	2-4	0	1	1	3	4	3	1	0	1	22
04	Dominique Toussaint	g	4-7	1-3	2-2	0	4	4	2	11	1	3	0	1	26
23	Aliyah Huland El	g	5-8	3-4	0-0	0	3	3	4	13	2	5	1	1	30
02	Jae'Lisa Allen	g	2-4	0-0	0-0	0	0	0	0	4	1	2	0	1	12
05	Khyasia Caldwell	g	0-0	0-0	0-0	0	0	0	1	0	0	1	0	0	5
10	J'Kyra Brown	g	5-6	4-4	1-2	0	6	6	3	15	4	1	0	0	29
14	Lisa Jablonowski	g	1-2	0-1	0-2	3	1	4	1	2	2	2	0	1	25
35	Shakyna Payne	g	0-1	0-0	0-0	0	0	0	1	0	0	0	0	0	3
Team						2	4	6							
Totals			26-46	9-15	7-14	7	28	35	19	68	15	20	7	5	200
1st - FG %:		6-13	46.2%	2nd: 8-11	72.7%	3rd: 6-13	46.2%	4th: 6-9	66.7%	Game: 26-46	56.5%	Deadball			
3FG %:		2-4	50.0%	2nd: 0-3	0.0%	3rd: 1-4	25.0%	4th: 3-4	75.0%	Game: 9-15	60.0%	Rebounds			
FT %:		4-6	66.7%	2nd: 0-0	0.0%	3rd: 0-0	0.0%	4th: 3-8	37.5%	Game: 7-14	50.0%	Rebounds			

Officials: Bryan Brunette, Jennifer Rezac, Timothy Bryant
 Technical fouls: UNCG-None. Virginia-Jae'Lisa Allen.
 Attendance: 2642

Score by periods	1st	2nd	3rd	4th	Total
UNCG	14	9	13	14	50
Virginia	18	19	13	18	68

Last FG - UNCG 4th-01:51, VA 4th-00:17.
 Largest lead - UNCG by 1 1st-06:10, VA by 19 4th-05:15.
 UNCG led for 00:54. VA led for 38:44. Game was tied for 00:22.

Score tied - 1 time.
 Lead changed - 2 times.

Official Basketball Box Score -- Game Totals -- Final Statistics

Virginia vs Rutgers

12/2/17 6 p.m. at Piscataway, N.J. - The RAC

Virginia 43 • 4-6

#	Player	Total		3-Ptr		Rebounds			PF	TP	A TO Blk Stl				Min
		FG-FGA	FG-FGA	FT-FTA	FT-FTA	Off	Def	Tot			A	TO	Blk	Stl	
13	Jocelyn Willoughby	f	5-14	2-4	2-2	0	2	2	2	14	1	3	0	1	38
30	Felicia Aiyetean	c	3-7	0-0	0-0	2	9	11	1	6	1	2	4	0	37
01	Brianna Tinsley	g	1-2	1-1	2-2	0	1	1	3	5	0	3	0	0	20
10	J'Kyra Brown	g	5-11	3-8	0-2	1	5	6	3	13	3	0	0	1	40
23	Aliyah Huland El	g	1-4	0-2	1-2	2	2	4	4	3	2	2	0	0	25
02	Jae'Lisa Allen	g	0-1	0-0	0-0	0	0	0	0	0	0	0	0	0	3
04	Dominique Toussaint	g	0-4	0-1	0-0	0	0	0	2	0	1	1	0	0	9
05	Khyasia Caldwell	g	0-0	0-0	0-0	0	0	0	1	0	0	0	0	0	1
14	Lisa Jablonowski	g	1-2	0-0	0-0	1	3	4	1	2	2	1	0	1	27
Team						0	1	1							
Totals			16-45	6-16	5-8	6	23	29	17	43	10	12	4	3	200
1st - FG %:		5-11	45.5%	2nd: 1-9	11.1%	3rd: 4-11	36.4%	4th: 6-14	42.9%	Game: 16-45	35.6%	Deadball			
3FG %:		2-4	50.0%	2nd: 1-3	33.3%	3rd: 2-4	50.0%	4th: 1-5	20.0%	Game: 6-16	37.5%	Rebounds			
FT %:		0-0	0.0%	2nd: 1-2	50.0%	3rd: 1-2	50.0%	4th: 2-4	50.0%	Game: 5-8	62.5%	Rebounds			

Rutgers 52 • 8-2

#	Player	Total		3-Ptr		Rebounds			PF	TP	A TO Blk Stl				Min
		FG-FGA	FG-FGA	FT-FTA	FT-FTA	Off	Def	Tot			A	TO	Blk	Stl	
35	Stasha Carey	f	2-5	1-2	4-6	4	5	9	2	9	0	2	0	3	29
40	Victoria Harris	c	2-3	0-0	1-2	4	2	6	2	5	1	0	1	2	25
03	Tyler Scaife	g	8-17	1-4	5-5	1	3	4	2	22	2	0	3	1	29
10	Kathleen Fitzpatrick	g	0-0	0-0	0-0	1	0	1	0	0	0	1	0	0	5
12	Khadiaza Sanders	g	1-4	0-2	0-0	1	5	6	4	2	5	1	0	0	25
01	Jazlynd Rollins	g	2-9	0-1	2-4	0	2	2	2	6	0	0	0	0	18
04	Kate Hill	g	0-1	0-1	0-0	0	0	0	0	0	0	0	0	0	9
05	Ciani Cryor	g	0-4	0-2	0-0	0	1	1	0	0	1	4	0	3	13
11	Nigia Greene	g	2-6	1-4	1-4	0	3	3	1	6	2	0	0	0	21
15	Caitlin Jenkins	g	1-1	0-0	0-0	1	0	1	2	2	0	0	0	0	15
31	Tekia Mack	g	0-2	0-2	0-0	0	0	0	0	0	1	0	0	0	11
Team						2	3	5							
Totals			18-52	3-18	13-21	14	24	38	15	52	12	8	4	9	200
1st - FG %:		3-12	25.0%	2nd: 6-18	33.3%	3rd: 5-12	41.7%	4th: 4-10	40.0%	Game: 18-52	34.6%	Deadball			
3FG %:		1-6	16.7%	2nd: 2-6	33.3%	3rd: 0-4	0.0%	4th: 0-2	0.0%	Game: 3-18	16.7%	Rebounds			
FT %:		4-4	100.0%	2nd: 1-2	50.0%	3rd: 2-2	100.0%	4th: 6-13	46.2%	Game: 13-21	61.9%	Rebounds			

Officials: Dee Kanter, Cameron Inouye, Frank Statorore
 Technical fouls: Virginia-None. Rutgers-None.
 Attendance: 1368

Score by periods	1st	2nd	3rd	4th	Total
Virginia	12	5	11	15	43
Rutgers	11	15	12	14	52

Last FG - VA 4th-01:16, RU 4th-02:46.
 Largest lead - VA by 1 1st-01:07, RU by 11 3rd-07:56.
 VA led for 00:48. RU led for 38:24. Game was tied for 00:48.

Score tied - 0 times.
 Lead changed - 4 times.

Official Basketball Box Score -- Game Totals -- Final Statistics

Virginia vs Ohio

12/17/17 3:30 PM at Student Life Center, West Palm Beach, FL

Virginia 77 • 5-6

#	Player		Total		3-Ptr		Rebounds					PF	TP	A TO Blk Stl				Min
			FG-FGA	FG-FGA	FT-FTA	Off	Def	Tot	A	TO	Blk			Stl				
30	Felicia Aiyetean	f	4-11	0-0	2-4	6	8	14	0	10	0	0	3	0	22			
01	Brianna Tinsley	g	1-6	1-4	0-0	0	3	3	1	3	5	3	0	0	28			
04	Dominique Toussaint	g	5-9	3-6	0-0	0	6	6	3	13	5	5	0	2	26			
13	Jocelyn Willoughby	g	2-3	0-0	0-0	0	3	3	0	4	2	0	0	0	23			
23	Aliyah Huland El	g	8-15	1-2	0-0	3	0	3	2	17	1	2	1	0	25			
02	Jae'Lisa Allen	g	1-1	0-0	0-0	0	2	2	2	2	0	0	0	0	8			
03	Lauren Moses	g	2-2	0-0	3-4	3	2	5	2	7	0	3	1	0	13			
05	Khyasia Caldwell	g	0-3	0-0	0-0	0	0	0	1	0	0	0	0	0	3			
10	J'Kyra Brown	g	4-6	4-5	2-2	1	4	5	2	14	6	4	0	0	28			
14	Lisa Jablonowski	g	3-5	0-1	0-0	2	1	3	1	6	1	0	0	0	21			
35	Shakyna Payne	g	0-1	0-0	1-2	2	1	3	1	1	0	1	0	0	3			
Team						3	1	4										
Totals				30-62	9-18	8-12	20	31	51	15	77	20	18	5	2	200		
1st 3FG %: 8-15 53.3%			2nd: 6-16 37.5%			3rd: 10-15 66.7%			4th: 6-16 37.5%			Game: 30-62 48.4%			Deadball Rebounds 9-12 50.0%			
FT %: 0-0 0.0%			2-2 100.0%			4-6 66.7%			2-4 50.0%			8-12 66.7%						



Official Basketball Box Score -- Game Totals -- Final Statistics
Manhattan vs Virginia
12/21/17 7 p.m. at JPJ Arena, Charlottesville, Va.



Manhattan 47 • 3-8

#	Player	Total		3-Ptr		Rebounds			PF	TP	A TO Blk Stl				Min
		FG-FGA	FG-FGA	FT-FTA	FT-FTA	Off	Def	Tot			A	TO	Blk	Stl	
35	Grimme, Kayla	f	7-17	1-5	0-0	1	3	4	4	15	0	2	1	0	31
22	Warley, Courtney	c	2-4	0-0	2-2	0	2	2	4	6	1	2	0	2	22
13	Morgan, Lizahya	g	2-8	0-6	0-0	0	3	3	1	4	2	2	0	1	25
14	Williams, Taylor	g	1-2	1-1	0-0	1	1	2	0	3	1	0	0	0	15
15	Tatum, Amani	g	2-10	2-8	0-0	3	5	8	3	6	5	6	0	6	37
02	Cajou, Gabby		1-6	1-3	0-0	0	2	2	1	3	2	5	0	0	32
03	O'Reilly, KellyAnne		0-0	0-0	0-0	0	0	0	0	0	0	1	0	0	1
04	Bedecker, Emma		0-0	0-0	0-0	0	0	0	0	0	0	0	0	0	1
10	Makela, Sini		0-1	0-0	0-0	0	1	1	1	0	0	1	0	1	8
12	Hoier, Julie		0-0	0-0	0-0	0	0	0	0	0	0	0	0	0	7
20	Pendergrass, Nyala		0-0	0-0	0-0	0	0	0	0	0	0	0	0	0	1
23	Smith, Alex		4-7	0-0	2-2	2	1	3	4	10	0	1	1	0	16
30	Guiton, Mikki		0-0	0-0	0-0	0	0	0	0	0	0	0	0	0	4
Team						6	0	6			1				
Totals			19-55	5-23	4-4	13	18	31	18	47	11	21	2	10	200

1st - FG %:	4-13	30.8%	2nd: 7-15	46.7%	3rd: 5-16	31.3%	4th: 3-11	27.3%	Game: 19-55	34.5%	Deadball
3FG %:	1-7	14.3%	2-4	50.0%	1-2	50.0%	1-6	16.7%	5-23	21.7%	Rebounds
FT %:	0-0	0.0%	0-0	0.0%	0-0	0.0%	4-4	100.0%	4-4	100.0%	0

Virginia 69 • 7-6

#	Player	Total		3-Ptr		Rebounds			PF	TP	A TO Blk Stl				Min
		FG-FGA	FG-FGA	FT-FTA	FT-FTA	Off	Def	Tot			A	TO	Blk	Stl	
30	Felicia Aiyetotan	c	3-5	0-0	1-1	2	7	9	1	7	0	2	1	0	22
01	Brianna Tinsley	g	3-4	1-2	1-2	0	1	1	0	8	2	2	0	1	19
04	Dominique Toussaint	g	2-5	0-2	1-2	0	4	4	1	5	1	1	0	2	30
13	Jocelyn Willoughby	g	3-8	0-0	0-0	2	2	4	2	6	1	1	0	1	20
23	Aliyah Huland El	g	3-8	0-3	1-1	1	1	2	1	7	2	3	0	2	24
02	Jae'Lisa Allen		0-0	0-0	0-0	0	1	1	1	0	0	0	0	0	6
03	Lauren Moses		7-9	0-0	2-2	2	2	4	3	16	0	2	0	1	21
05	Khyasia Caldwell		1-1	0-0	2-2	0	0	0	0	4	0	0	0	0	4
10	J'Kyra Brown		3-9	1-4	1-1	1	2	3	1	8	4	3	1	2	28
14	Lisa Jablonowski		2-3	1-2	3-4	0	3	3	0	8	2	0	0	1	22
35	Shakyna Payne		0-1	0-0	0-0	0	0	0	1	0	0	1	0	1	4
Team						1	0	1							
Totals			27-53	3-13	12-15	9	23	32	11	69	16	15	2	11	200

1st - FG %:	9-13	69.2%	2nd: 9-19	47.4%	3rd: 4-12	33.3%	4th: 5-9	55.6%	Game: 27-53	50.9%	Deadball
3FG %:	0-0	0.0%	3-9	33.3%	0-2	0.0%	0-2	0.0%	3-13	23.1%	Rebounds
FT %:	0-0	0.0%	4-5	80.0%	1-2	50.0%	7-8	87.5%	12-15	80.0%	2

Officials: Bruce Morris, Talisa Green, Nic Cappel
 Technical fouls: Manhattan-None. Virginia-None.
 Attendance: 2383

Score by periods	1st	2nd	3rd	4th	Total
Manhattan	9	16	11	11	47
Virginia	18	25	9	17	69

Points	In	Off	2nd	Fast	Bench
MANW	16	8	4	0	13
VA	28	8	4	0	36

Last FG - MANW 4th-03:01, VA 4th-00:32.
 Largest lead - MANW None, VA by 24 4th-00:32.
 MANW led for 00:00, VA led for 38:47. Game was tied for 00:51.

Score tied - 0 times.
 Lead changed - 0 times.



Official Basketball Box Score -- Game Totals -- Final Statistics
Syracuse vs Virginia
12/31/17 2 p.m. at JPJ Arena, Charlottesville, Va.



Syracuse 63 • 12-3, 0-2 ACC

#	Player	Total		3-Ptr		Rebounds			PF	TP	A TO Blk Stl				Min
		FG-FGA	FG-FGA	FT-FTA	FT-FTA	Off	Def	Tot			A	TO	Blk	Stl	
04	Tiana Mangakahia	*	7-21	5-13	1-2	1	3	4	2	20	8	12	0	3	37
11	Gabrielle Cooper	*	2-10	2-9	2-2	0	6	6	4	8	1	2	0	2	38
22	Amaya Finklea-Guity	*	3-6	0-0	1-2	1	2	3	2	7	1	3	2	1	32
32	Miranda Drummond	*	2-6	1-4	1-2	3	4	7	3	6	1	3	0	1	29
45	Digna Strautmane	*	3-8	1-3	3-3	1	2	3	3	10	0	0	0	2	30
01	Raven Fox		1-1	1-1	0-0	0	2	2	0	3	1	1	0	0	8
23	Isis Young		2-4	2-3	0-0	1	0	1	2	6	1	2	0	0	16
34	Abby Grant		0-0	0-0	0-0	0	0	0	0	0	0	0	0	0	1
44	Jasmine Nwajei		1-1	1-1	0-0	2	0	2	1	3	0	0	0	0	9
Team						6	3	9							
Totals			21-57	13-34	8-11	15	22	37	17	63	13	23	2	9	200

1st - FG %:	6-16	37.5%	2nd: 7-11	63.6%	3rd: 4-16	25.0%	4th: 4-14	28.6%	Game: 21-57	36.8%	Deadball
3FG %:	4-8	50.0%	2-4	50.0%	3-9	33.3%	2-9	22.2%	13-34	38.2%	Rebounds
FT %:	1-1	100.0%	1-2	50.0%	4-6	66.7%	2-2	100.0%	8-11	72.7%	1

Virginia 68 • 9-6, 2-0 ACC

#	Player	Total		3-Ptr		Rebounds			PF	TP	A TO Blk Stl				Min
		FG-FGA	FG-FGA	FT-FTA	FT-FTA	Off	Def	Tot			A	TO	Blk	Stl	
01	Brianna Tinsley	*	1-5	1-3	2-2	3	0	3	2	5	1	0	0	2	17
04	Dominique Toussaint	*	3-10	1-5	2-2	0	5	5	4	9	6	3	0	2	32
13	Jocelyn Willoughby	*	2-6	1-2	3-4	1	0	1	2	8	0	3	0	4	29
23	Aliyah Huland El	*	4-8	3-5	4-6	3	2	5	1	15	2	2	0	1	35
30	Felicia Aiyetotan	*	6-10	0-0	0-2	2	8	10	1	12	3	3	2	1	28
03	Lauren Moses		2-7	0-1	1-2	1	1	2	2	5	1	3	1	3	20
10	J'Kyra Brown		4-10	2-6	2-4	2	4	6	0	12	3	2	1	2	27
14	Lisa Jablonowski		1-1	0-0	0-0	0	0	0	1	2	0	0	0	0	12
Team						3	3	6							
Totals			23-57	8-22	14-22	15	23	38	13	68	16	16	4	15	200

1st - FG %:	5-17	29.4%	2nd: 7-17	41.2%	3rd: 7-14	50.0%	4th: 4-9	44.4%	Game: 23-57	40.4%	Deadball
3FG %:	1-8	12.5%	2-5	40.0%	3-4	75.0%	2-5	40.0%	8-22	36.4%	Rebounds
FT %:	0-0	0.0%	5-6	83.3%	3-4	75.0%	6-12	50.0%	14-22	63.6%	5

Officials: Joseph Vazily, Thomas Danaher, Mark Berger
 Technical fouls: Syracuse-None. Virginia-None.
 Attendance: 2979

Score by periods	1st	2nd	3rd	4th	Total
Syracuse	17	19	15	12	63
Virginia	11	21	20	16	68

Points	In	Off	2nd	Fast	Bench
SU	16	22	8	0	12
VA	20	24	11	4	19

Last FG - SU 4th-00:38, VA 4th-01:05.
 Largest lead - SU by 9 2nd-09:55, VA by 6 1st-04:53.
 SU led for 19:48, VA led for 14:33. Game was tied for 05:39.

Score tied - 5 times.
 Lead changed - 12 times.

Official Basketball Box Score -- Game Totals -- Final Statistics
Pittsburgh vs Virginia
12/28/17 7 p.m. at JPJ Arena, Charlottesville, Va.

Pittsburgh 50 • 7-6, 0-1 ACC

#	Player	Total		3-Ptr		Rebounds			PF	TP	A TO Blk Stl				Min
		FG-FGA	FG-FGA	FT-FTA	FT-FTA	Off	Def	Tot			A	TO	Blk	Stl	
01	Danielle Garven	f	2-4	0-0	1-1	0	4	4	0	5	0	1	2	1	21
32	Kalista Walters	c	3-8	0-0	0-0	3	7	10	3	6	1	1	1	4	40
03	Jasmine Whitney	g	2-9	1-1	3-4	0	3	3	2	8	2	3	1	2	36
08	Kauai Bradley	g	1-4	1-3	0-0	2	5	7	4	3	3	6	0	1	31
12	Yacine Diop	g	2-12	0-2	0-0	1	1	2	2	4	1	2	0	1	20
10	Cassidy Walsh		0-0	0-0	0-0	0	0	0	1	0	0	0	0	0	4
13	Kyla Nelson		3-8	1-4	0-0	1	1	2	3	7	2	2	0	0	22
20	Pika Rodriguez		6-10	5-8	0-0	0	0	0	3	17	1	0	0	1	26
Team						2	2	4							
Totals			19-55	8-18	4-5	9	23	32	18	50	10	15	4	10	200

1st - FG %:	3-13	23.1%	2nd: 5-14	35.7%	3rd: 4-16	25.0%	4th: 7-12	58.3%	Game: 19-55	34.5%	Deadball
3FG %:	1-2	50.0%	3-6	50.0%	3-9	33.3%	1-1	100.0%	8-18	44.4%	Rebounds
FT %:	1-2	50.0%	1-1	100.0%	0-0	0.0%	2-2	100.0%	4-5	80.0%	1

Virginia

Official Basketball Box Score -- Game Totals -- Final Statistics Clemson vs Virginia 01/07/18 2 p.m. at JPJ Arena, Charlottesville, Va.

Clemson 41 • 10-6, 0-3 ACC

#	Player	Total	3-Ptr		Rebounds											
		FG	FGA	FT	FTA	Off	Def	Tot	PF	TP	A	To	Blk	Stl	Min	
24	Ivy Atkism	f	1-3	0-0	0-0	0	2	2	3	2	0	0	0	0	16	
44	Kobi Thornton	f	3-9	0-0	0-0	0	2	2	5	6	0	3	0	1	26	
55	Tylar Bennett	f	1-1	0-0	0-1	2	3	5	3	2	0	2	1	0	30	
05	Danielle Edwards	g	3-12	1-5	1-2	1	4	5	2	8	4	3	1	2	32	
33	Alexis Carter	g	6-12	0-0	0-2	0	3	3	0	12	3	3	0	0	36	
01	Destiny Thomas		2-4	1-1	0-0	1	2	3	0	5	0	1	0	0	23	
02	Jenise Strover		1-2	0-0	0-0	0	1	1	1	2	0	1	0	0	4	
15	Jaia Alexander		2-7	0-1	0-2	1	2	3	0	4	1	3	0	2	20	
20	Sirah Diarra		0-0	0-0	0-0	0	2	2	2	0	0	2	0	0	13	
Team						3	1	4			1					
Totals			19-50	2-7	1-7	8	22	30	16	41	8	19	2	5	200	
1st - FG %:		6-13	46.2%	2nd:	3-10	30.0%	3rd:	5-9	55.6%	4th:	5-18	27.8%	Game:	19-50	38.0%	Deadball
3FG %:		1-2	50.0%		1-2	50.0%		0-1	0.0%		0-2	0.0%		2-7	28.6%	Rebounds
FT %:		0-1	0.0%		0-2	0.0%		1-2	50.0%		0-2	0.0%		1-7	14.3%	3

Virginia 70 • 11-6, 4-0 ACC

#	Player		Total		3-Ptr		Rebounds			PF	TP	A			Blk	Stl	Min
			FG	FGA	FT	FTA	Off	Def	Tot			Off	Def	Tot			
13	Jocelyn Willoughby	f	5-9	2-3	4-4	0	5	5	1	16	0	3	0	1	28		
30	Felicia Aiyetean	c	4-8	0-0	2-3	3	7	10	0	10	2	2	4	1	18		
01	Brianna Tinsley	g	2-5	1-3	0-0	0	1	1	1	5	1	1	0	0	23		
04	Dominique Toussaint	g	4-8	2-5	0-0	0	3	3	3	10	5	1	0	1	25		
23	Aliyah Huland El	g	4-7	0-2	0-1	1	1	2	0	8	3	2	0	2	25		
03	Lauren Moses		5-8	0-0	1-3	2	1	3	1	11	1	0	0	1	19		
05	Khyasia Caldwell		1-2	0-0	0-0	0	0	0	1	2	0	0	0	0	4		
10	J'Kyra Brown		2-5	1-4	0-0	1	0	1	0	5	3	1	0	3	26		
14	Lisa Jablonowski		1-2	0-1	0-0	1	4	5	2	2	1	1	1	0	18		
32	Mone Jones		0-1	0-0	1-2	0	1	1	0	1	0	0	0	0	9		
35	Shakyna Payne		0-1	0-0	0-0	0	0	0	0	0	0	0	0	0	5		
Team						2	3	5									
Totals				28-56	8-13	10	26	36	9	70	16	11	5	9	200		
1st FG %:			7-19	36.8%	2nd: 7-13	53.8%	3rd: 7-12	58.3%	4th: 7-12	58.3%	Game: 28-56		50.0%	Deadball			
3FG %:			0-6	0.0%	1-4	25.0%	3-5	60.0%	2-3	66.7%	6-18		33.3%	Rebounds			
FT %:			2-4	50.0%	2-2	100.0%	0-2	0.0%	4-5	80.0%	8-13		61.5%	1			

Officials: Dan Outlaw, Kevin Sparrock, Kristi Vera
Technical fouls: Clemson-None. Virginia-TEAM.
Attendance: 3995
CU: 44 fouled out at 5:11 (IV)

Score by periods					In Paint	Off T/O	2nd Chance	Fast Break	Bench
1st	2nd	3rd	4th	Total					
Clemson	13	7	11	10	41				
Virginia	16	17	17	20	70				

Last FG - CU 4th-00:55, VA 4th-01:54.
Largest lead - CU None, VA by 31 4th-03:36.
CU led for 00:00. VA led for 39:38. Game was tied for 00:22.

Official Basketball Box Score -- Game Totals -- Final Statistics VA vs Boston College 1/11/18 7:00 P.M. at CONTE FORUM, CHESTNUT HILL, MA

VA 68 • 12-6 (5-0 ACC)

#	Player		Total		3-Ptr		Rebounds			PF	TP	A	TO	Blk	Stl	Min
			FG	FGA	FT	FTA	Off	Def	Tot							
30	Felicia Aiyetean	c	3-9	0-0	0-0	2	2	4	2	6	0	2	1	0	20	
01	Brianna Tinsley	g	2-3	0-1	1-1	0	0	0	4	5	1	2	0	0	20	
04	Dominique Toussaint	g	5-8	2-3	0-0	0	2	2	2	12	7	2	0	0	22	
13	Jocelyn Willoughby	g	7-9	2-3	2-2	1	10	11	3	18	3	1	0	0	32	
23	Aliyah Huland El	g	3-8	1-2	0-0	0	2	2	1	7	2	2	0	1	33	
03	Lauren Moses		3-7	0-0	0-0	3	0	3	1	6	1	2	0	1	22	
10	J'Kyra Brown		4-8	1-5	3-5	0	7	7	3	12	1	4	0	1	28	
14	Lisa Jablonowski		1-4	0-0	0-0	2	3	5	0	2	0	1	1	0	19	
32	Mone Jones		0-0	0-0	0-0	0	0	0	0	0	0	0	0	0	4	
Team						1	0	1								
Totals			28-56	6-14	6-8	9	26	35	16	68	15	16	2	3	200	
1st - FG %:			7-16	43.8%	2nd: 10-16	62.5%	3rd: 6-12	50.0%	4th: 5-12	41.7%	Game: 28-56	50.0%	Deadball			
3FG %:			1-3	33.3%	3-4	75.0%	1-3	33.3%	1-4	25.0%	6-14	42.9%	Rebounds			
FT %:			0-0	0.0%	0-1	0.0%	3-3	100.0%	3-4	75.0%	6-8	75.0%		1		

Boston College 57 • 6-10 (1-2 ACC)

#	Player		Total		3-Ptr		Rebounds			PF	TP	A TO			Blk	Stl	Min	
			FG	FGA	FG	FGA	FT	FTA	Off			Def	Tot	Off				Def
02	Georgia Pineau	f	3	6	0	1	1	2	0	3	3	2	7	2	6	1	2	28
11	Emma Guy	f	4	8	0	0	4	6	3	5	8	3	12	0	0	0	1	30
03	Andie Anastos	g	1	1	1	1	0	0	0	1	1	1	3	2	3	0	0	31
04	Taylor Ortlepp	g	4	12	2	8	0	0	0	1	1	0	10	4	1	0	2	36
23	Milan Bolden-Morris	g	5	11	4	10	0	0	0	1	1	3	14	2	0	0	0	37
21	Martina Mosetti		2	6	2	5	1	2	1	6	7	4	7	2	3	0	1	27
31	Sydney Lowery		1	4	0	2	2	2	0	0	0	0	4	1	1	0	0	11
Team									0	3	3				1			
Totals			20	48	9	27	8	12	4	20	24	13	57	13	15	1	6	200
1st - FG %:			4-11	36.4%	2nd:	4-11	36.4%	3rd:	8-14	57.1%	4th:	4-12	33.3%	Game:	20-48	41.7%	Deadball	
3FG %:			1-7	14.3%		1-4	25.0%		3-6	50.0%		4-10	40.0%		9-27	33.3%	Rebounds	
FT %:			2-4	50.0%		1-2	50.0%		3-4	75.0%		2-2	100.0%		8-12	66.7%		2

Officials: Joseph Vaszily, Jenn Rezac, Metta Roberts
Technical fouls: VA-None. Boston College-None.
Attendance: 1065

Score by periods					In Paint	Off T/O	2nd Chance	Fast Break	Bench
1st	2nd	3rd	4th	Total					
VA	15	23	16	14	68				
Boston College	11	10	22	14	57				

Last FG - VA 4th-02:12, BC 4th-00:14.
Largest lead - VA by 17 2nd-00:43, BC by 5 1st-07:30.
VA led for 34:36. BC led for 04:21. Game was tied for 01:03.

Score tied - 1 time.
Lead changed - 1 time.

Official Basketball Box Score -- Game Totals -- Final Statistics Virginia vs #16/18 Duke 1-14-18 3:02 PM at Durham, N.C. (Cameron Indoor Stadium)

Virginia 48 • 12-7 (5-1 ACC)

#	Player		Total		3-Ptr		Rebounds			PF	TP	A		Blk	Stl	Min
			FG	FGA	FT	FTA	Off	Def	Tot			Off	Def			
30	Felicia Aiyetean	c	1-3	0-0	0-0	0	6	6	1	2	1	2	1	1	20	
01	Brianna Tinsley		2-4	2-2	0-0	1	2	3	1	6	3	4	0	1	29	
04	Dominique Toussaint	g	2-8	2-8	0-0	0	0	0	4	6	3	3	0	0	24	
13	Jocelyn Willoughby		4-11	3-5	0-0	1	9	10	1	11	1	3	1	0	37	
23	Aliyah Huland El	g	6-13	2-5	0-0	2	1	3	4	14	3	2	0	2	36	
03	Lauren Moses		0-2	0-0	0-0	2	1	3	5	0	1	1	0	0	16	
10	J'Kyra Brown		3-9	1-5	0-0	1	1	2	2	7	2	3	0	1	27	
14	Lisa Jablonowski		1-1	0-0	0-0	0	1	1	2	2	0	0	0	1	11	
	Team					2	2	4								
Totals			19-51	10-25	0-0	9	23	32	20	48	14	19	2	6	200	
1st - FG %:			7-10	70.0%	2nd: 2-11	18.2%	3rd: 5-13	38.5%	4th: 5-17	29.4%	Game: 19-51	37.3%	Deadball			
3FG %:			4-6	66.7%	1-3	33.3%	3-5	60.0%	2-11	18.2%	10-25	40.0%	Rebounds			
FT %:			0-0	0.0%	0-0	0.0%	0-0	0.0%	0-0	0.0%	0-0	0.0%				

#16/18 Duke 55 • 14-4 (3-2 ACC)

#	Player	Total		3-Ptr		Rebounds			PF	TP	A TO	
---	--------	-------	--	-------	--	----------	--	--	----	----	------	--



Official Basketball Box Score -- Game Totals -- Final Statistics
North Carolina vs Virginia
01/25/18 7 p.m. at JPJ Arena, Charlottesville, Va.

North Carolina 70 • 14-7, 4-4 ACC

#	Player	Total		3-Ptr		Rebounds			PF	TP	A TO Blk Stl				Min
		FG-FGA	FT-FTA	FG-FGA	FT-FTA	Off	Def	Tot			A	TO	Blk	Stl	
30	Jaelynn Murray	f	0-0	0-0	0-0	0	2	2	0	0	0	1	0	1	11
44	Janelle Bailey	c	9-20	0-0	3-4	5	2	7	4	21	0	1	0	0	38
01	Taylor Koenen	g	6-10	1-3	1-2	3	5	8	4	14	4	2	0	3	40
10	Jamie Cherry	g	6-14	2-6	0-0	0	3	3	4	14	4	4	0	0	40
22	Paris Kea	g	6-14	1-5	5-6	0	5	5	0	18	3	1	0	1	38
04	Jocelyn Jones	g	0-4	0-0	0-0	1	2	3	1	0	0	0	0	0	12
11	Emily Sullivan	g	0-0	0-0	0-0	0	0	0	1	0	0	0	0	0	2
15	Olivia Smith	g	0-1	0-1	0-0	0	0	0	0	0	1	1	0	0	2
20	Leah Church	g	1-1	1-1	0-0	0	2	2	1	3	0	1	0	0	17
Team						0	4	4							
Totals			28-66	5-16	9-12	9	25	34	15	70	12	10	0	5	200

1st - FG %:	6-18	33.3%	2nd: 6-15	40.0%	3rd: 8-15	53.3%	4th: 8-18	44.4%	Game: 28-66	42.4%	Deadball
3FG %:	1-3	33.3%	1-2	50.0%	1-4	25.0%	2-7	28.6%	5-16	31.3%	Rebounds
FT %:	5-6	83.3%	1-2	50.0%	1-2	50.0%	2-2	100.0%	9-12	75.0%	2,1

Virginia 82 • 14-7, 7-1 ACC

#	Player	Total		3-Ptr		Rebounds			PF	TP	A TO Blk Stl				Min
		FG-FGA	FT-FTA	FG-FGA	FT-FTA	Off	Def	Tot			A	TO	Blk	Stl	
13	Jocelyn Willoughby	f	4-12	0-3	1-1	1	3	4	1	9	2	1	0	3	29
30	Felicia Aiyetean	c	3-5	0-0	0-0	1	4	5	2	6	0	1	1	0	20
01	Brianna Tinsley	g	4-7	2-4	0-0	0	2	2	2	10	3	0	0	1	28
04	Dominique Toussaint	g	4-6	3-5	2-2	0	4	4	3	13	5	2	0	0	24
23	Aliyah Huland El	g	8-14	3-7	0-0	2	0	2	2	19	2	0	0	1	27
03	Lauren Moses	g	5-13	0-0	4-5	2	7	9	3	14	1	1	0	3	22
10	J'Kyra Brown	g	4-7	1-3	2-2	0	3	3	1	11	0	3	0	0	27
14	Lisa Jablonowski	g	0-1	0-0	0-0	2	4	6	0	0	5	3	1	0	16
32	Mone Jones	g	0-1	0-0	0-0	0	0	0	0	0	0	0	0	0	7
Team						0	3	3							
Totals			32-66	9-22	9-10	8	30	38	14	82	18	11	2	8	200

1st - FG %:	11-21	52.4%	2nd: 7-17	41.2%	3rd: 8-14	57.1%	4th: 6-14	42.9%	Game: 32-66	48.5%	Deadball
3FG %:	3-5	60.0%	3-9	33.3%	2-5	40.0%	1-3	33.3%	9-22	40.9%	Rebounds
FT %:	2-2	100.0%	3-3	100.0%	4-5	80.0%	0-0	0.0%	9-10	90.0%	1

Officials: Billy Smith, Karen Preato, Jules Gallien
Technical fouls: North Carolina-None. Virginia-None.
Attendance: 2971

Score by periods	1st	2nd	3rd	4th	Total
North Carolina	18	14	18	20	70
Virginia	27	20	22	13	82

Last FG - NC 4th-01:20, VA 4th-00:32.
Largest lead - NC None, VA by 21 3rd-03:34.
NC led for 00:00. VA led for 39:39. Game was tied for 00:04.

Score tied - 0 times.
Lead changed - 0 times.

Points	In	Off	2nd	Fast	Bench
NC	28	13	12	0	3
VA	36	14	7	4	25

Official Basketball Box Score -- Game Totals -- Final Statistics
Virginia vs Georgia Tech
1/28/18 1:00 pm at Atlanta, Ga. (McCamish Pavilion)

Virginia 62 • 15-7, 8-1 ACC

#	Player	Total		3-Ptr		Rebounds			PF	TP	A TO Blk Stl				Min
		FG-FGA	FT-FTA	FG-FGA	FT-FTA	Off	Def	Tot			A	TO	Blk	Stl	
30	Felicia Aiyetean	c	3-4	0-0	2-2	2	3	5	2	8	2	0	5	0	25
01	Brianna Tinsley	g	2-4	1-2	3-4	0	5	5	1	8	1	5	0	0	17
04	Dominique Toussaint	g	2-5	0-0	0-0	0	3	3	5	4	2	8	1	0	31
13	Jocelyn Willoughby	g	1-2	0-0	4-4	0	3	3	2	6	1	3	1	2	30
23	Aliyah Huland El	g	7-12	3-6	4-4	1	2	3	3	21	1	4	3	1	35
03	Lauren Moses	g	3-6	0-0	0-0	0	5	5	3	6	0	0	3	1	19
10	J'Kyra Brown	g	3-6	1-3	2-3	0	3	3	1	9	4	1	0	0	32
14	Lisa Jablonowski	g	0-2	0-1	0-2	1	4	5	0	0	1	3	0	0	11
Team						1	3	4							
Totals			21-41	5-12	15-19	5	31	36	17	62	12	26	13	4	200

1st - FG %:	8-12	66.7%	2nd: 2-10	20.0%	3rd: 5-12	41.7%	4th: 6-7	85.7%	Game: 21-41	51.2%	Deadball
3FG %:	1-1	100.0%	0-2	0.0%	1-5	16.7%	3-3	100.0%	5-12	41.7%	Rebounds
FT %:	2-4	50.0%	2-2	100.0%	4-5	80.0%	7-8	87.5%	15-19	78.9%	3,2

Georgia Tech 56 • 13-9, 2-7 ACC

#	Player	Total		3-Ptr		Rebounds			PF	TP	A TO Blk Stl				Min
		FG-FGA	FT-FTA	FG-FGA	FT-FTA	Off	Def	Tot			A	TO	Blk	Stl	
11	Edeferioka	f	2-5	0-0	1-2	4	5	9	3	5	1	3	1	3	34
13	Lorela Cubaj	f	0-2	0-0	0-0	0	1	1	4	0	1	0	0	1	12
24	Chanin Scott	g	2-5	0-0	0-0	2	0	2	1	4	1	0	0	1	17
33	Francesca Pan	g	6-22	0-6	4-5	3	0	3	4	16	2	4	0	1	27
41	Kierra Fletcher	g	3-9	0-0	1-1	2	6	8	2	7	3	1	0	1	28
00	Imani Tilford	g	2-6	0-0	0-0	1	0	1	2	4	1	0	0	4	20
01	Kaylan Pugh	g	2-9	0-2	2-2	2	2	4	1	6	0	1	0	0	17
12	Breanna Brown	g	0-1	0-0	0-2	0	0	0	1	0	0	0	0	0	5
21	Zaire O'Neil	g	5-12	0-0	4-8	2	1	3	3	14	3	3	1	2	29
55	Antonia Peresson	g	0-1	0-1	0-0	0	0	0	2	0	1	0	0	0	11
Team						4	0	4							
Totals			22-72	0-9	12-20	20	15	35	23	56	13	12	2	13	200

1st - FG %:	5-18	27.8%	2nd: 7-14	50.0%	3rd: 4-19	21.1%	4th: 6-21	28.6%	Game: 22-72	30.6%	Deadball
3FG %:	0-2	0.0%	0-1	0.0%	0-2	0.0%	0-4	0.0%	0-9	0.0%	Rebounds
FT %:	2-4	50.0%	3-3	100.0%	5-9	55.6%	2-4	50.0%	12-20	60.0%	5,1

Officials: Maj Forsberg, Jennifer Rezac, Daryl Humphrey
Technical fouls: Virginia-None. Georgia Tech-None.
Attendance: 1601

Score by periods	1st	2nd	3rd	4th	Total
Virginia	19	6	15	22	62
Georgia Tech	12	17	13	14	56

Last FG - VA 4th-05:17, GT 4th-00:04.
Largest lead - VA by 13 4th-05:17, GT by 6 3rd-01:21.
VA led for 24:16. GT led for 11:22. Game was tied for 04:22.

Score tied - 6 times.
Lead changed - 9 times.

Points	In	Off	2nd	Fast	Bench
VA	22	5	5	7	15
GT	30	24	14	4	24

Official Basketball Box Score -- Game Totals -- Final Statistics
Louisville vs Virginia
02/01/18 7 p.m. at JPJ Arena, Charlottesville, Va.

Louisville 77 • 23-1, 9-1 ACC

#	Player	Total		3-Ptr		Rebounds			PF	TP	A TO Blk Stl				Min
		FG-FGA	FT-FTA	FG-FGA	FT-FTA	Off	Def	Tot			A	TO	Blk	Stl	
02	HINES-ALLEN, Myisha	*	5-10	0-0	0-0	1	10	11	1	10	2	1	0	2	27
03	FUEHRING, Sam	*	0-4	0-2	0-0	1	3	4	4	0	1	0	0	2	25
11	CARTER, Arica	*	5-8	1-4	0-0	4	1	5	2	11	4	1	0	0	30
23	JONES, Jazmine	*	3-7	0-0	4-4	2	4	6	1	10	1	0	0	5	29
25	DURR, Asia	*	9-18	1-3	2-2	0	1	1	0	21	0	0	0	0	30
01	EVANS, Dana	*	1-7	0-2	0-0	0	1	1	1	2	6	2	0	2	23
10	ZAMBROTTA, Sydney	*	1-2	1-2	0-0	0	0	0	2	3	0	1	0	0	5
21	SHOOK, Kylee	*	3-6	1-2	0-0	0	2	2	0	7	0	0	0	0	8
24	LAEMMLE, Jessica	*	0-0	0-0	0-0	0	0	0	1	0	0	0	0	0	3
33	DUNHAM, Bianca	*	5-9	0-0	3-4	4	1	5	1	13	0	2	0	1	20
Team						6	4	10							
Totals			32-71	4-15	9-10	18	27	45	13	77	14	8	0	12	200

1st - FG %:	7-19	36.8%	2nd: 6-17	35.3%	3rd: 10-17	58.8%	4th: 9-18	50.0%	Game: 32-71	45.1%	Deadball
3FG %:	0-2	0.0%	0-3	0.0%	2-4	50.0%	2-6	33.3%	4-15	26.7%	Rebounds
FT %:	1-2	50.0%	4-4	100.0%	2-2	100.0%	2-2	100.0%	9-10	90.0%	1

Virginia 41 • 15-8, 8-2 ACC

#	Player		Total		3-Ptr		Rebounds			PF	TP	A TO Blk Stl				Min
			FG-FGA	FG-FGA	FT-FTA	Off	Def	Tot	A			TO	Blk	Stl		
13	Jocelyn Willoughby	f	3-8	0-0	0-0	2	2	4	3	6	1	1	0	0	19	
30	Felicia Aiyetean	f	4-7	0-0	0-1	3	4	7	1	8	0	2	1	0	28	
01	Brianna Tinsley	g	1-6	0-4	2-2	0	2	2	1	4	1	6	0	2	27	
04	Dominique Toussaint	g	2-7	0-2	0-2	1	1	2	2	4	2	4	0	1	25	
23	Aliyah Hulan	g	3-9	1-4	2-2	1	5	6	3	9	0	3	3	1	28	
03	Lauren Moses		1-4	0-0	0-2	1	2	3	2	2	0	1	0	0	16	
05	Khyasia Caldwell		0-0	0-0	0-0	0	0	0	1	0	0	1	0	0	2	
10	J'Kyra Brown		3-7	2-3	0-0	0	2	2	2	8	3	2	1	1	26	
14	Lisa Jablonowski		0-1	0-1	0-0	0	0	0	0	0	1	2	1	0	16	
32	Mone Jones		0-0	0-0	0-0	0	0	0	0	0	0	0	1	0	11	
35	Shakyna Payne		0-0	0-0	0-0	0	0	0	1	0	0	0	0	0	2	
	Team					0	2	2								
	Totals		17-49	3-14	4-9	8	20	28	16	41	8	22	7	5	200	



Official Basketball Box Score -- Game Totals -- Final Statistics
Virginia vs Virginia Tech
02/11/18 2:00 PM at Cassell Coliseum, Blacksburg, Va.

**Virginia 64 • 16-9, 9-3**

#	Player	Total		3-Ptr	Rebounds			PF	TP	A TO Blk Stl				Min
		FG-FGA	FG-FGA	FT-FTA	Off	Def	Tot			A	TO	Blk	Stl	
01	Brianna Tinsley	* 1-2	0-1	0-0	1	1	2	3	2	0	3	0	0	14
04	Dominique Toussaint	* 5-17	0-3	5-6	2	3	5	3	15	2	1	0	0	33
13	Jocelyn Willoughby	* 5-9	2-3	1-2	1	3	4	3	13	4	1	0	2	31
14	Lisa Jablonowski	* 0-0	0-0	0-0	0	2	2	1	0	1	1	0	1	20
30	Felicia Aiyetotan	* 3-8	0-0	0-0	1	3	4	1	6	0	1	1	0	24
03	Lauren Moses	3-4	0-0	2-2	2	1	3	4	8	1	1	1	0	13
10	J'Kyra Brown	6-14	3-6	0-0	0	5	5	2	15	0	1	0	3	32
23	Aliyah Huland El	2-6	0-0	1-2	1	4	5	3	5	2	0	1	1	26
32	Mone Jones	0-0	0-0	0-0	2	0	2	0	0	1	0	0	0	7
Team					4	0	4			1				
Totals		25-60	5-13	9-12	14	22	36	20	64	11	10	3	7	200
1st - FG %: 8-18 44.4% 2nd: 8-18 44.4% 3rd: 7-14 50.0% 4th: 2-10 20.0% Game: 25-60 41.7% Deadball Rebounds 2														
3FG %: 3-7 42.9% 2-3 66.7% 0-3 0.0% 0-0 0.0% 5-13 38.5% 9-12 75.0%														
FT %: 2-2 100.0% 0-0 0.0% 3-4 75.0% 4-6 66.7%														

Virginia Tech 62 • 16-9, 5-7

#	Player	Total		3-Ptr	Rebounds			PF	TP	A TO Blk Stl				Min
		FG-FGA	FG-FGA	FT-FTA	Off	Def	Tot			A	TO	Blk	Stl	
01	Taylor Emery	* 13-20	3-6	3-3	0	1	1	2	32	2	2	0	2	37
10	Kendyl Brooks	* 3-5	3-5	0-0	0	2	2	4	9	0	3	0	1	35
11	Regan Magarity	* 2-9	0-4	0-0	3	5	8	1	4	5	4	3	1	40
23	Rachel Camp	* 4-9	0-3	4-8	3	6	9	4	12	2	1	1	1	36
25	Alexis Jean	* 0-4	0-3	0-0	1	2	3	1	0	0	1	1	0	18
02	Aisha Sheppard	1-2	1-2	1-2	0	0	0	2	4	1	1	0	0	14
20	Michelle Berry	0-2	0-0	1-2	2	6	8	2	1	1	1	0	0	20
Team					0	0	0							
Totals		23-51	7-23	9-15	9	22	31	16	62	11	13	5	5	200
1st - FG %: 4-14 28.6% 2nd: 4-10 40.0% 3rd: 7-13 53.8% 4th: 8-14 57.1% Game: 23-51 45.1% Deadball Rebounds 3														
3FG %: 0-6 0.0% 1-4 25.0% 3-8 37.5% 3-5 60.0% 7-23 30.4% 9-15 60.0%														
FT %: 2-2 100.0% 2-4 50.0% 0-0 0.0% 5-9 55.6%														

Officials: Jules Gallien, Kevin Sparrock, Talisa Green
Technical fouls: Virginia-None. Virginia Tech-None.
Attendance: 2733
Commonwealth Clash Game

Score by periods	1st	2nd	3rd	4th	Total
Virginia	21	18	17	8	64
Virginia Tech	10	11	17	24	62

Last FG - VA 4th-00:38, VT 4th-02:06.

Largest lead - VA by 23 3rd-05:00, VT by 3 4th-01:41.

VA led for 36:50. VT led for 01:28. Game was tied for 01:42.

Points	In	Off	2nd	Fast
VA	20	16	23	2
VT	16	10	4	5

Score tied - 1 time.
Lead changed - 2 times.



Official Basketball Box Score -- Game Totals -- Final Statistics
Notre Dame vs Virginia
02/15/18 7 p.m. at JPJ Arena, Charlottesville, Va.

**Notre Dame 83 • 24-2, 12-1 ACC**

#	Player	Total		3-Ptr	Rebounds			PF	TP	A TO Blk Stl				Min
		FG-FGA	FG-FGA	FT-FTA	Off	Def	Tot			A	TO	Blk	Stl	
23	Jessica Shepard	f 7-10	0-0	1-2	0	8	8	4	15	0	2	0	1	31
33	Kathryn Westbeld	f 1-1	0-0	4-4	1	3	4	2	6	2	1	0	2	29
03	Marina Mabrey	g 6-11	4-6	0-0	1	2	3	1	16	1	1	1	0	39
05	Jackie Young	g 5-11	0-1	1-1	0	2	2	0	11	8	3	0	1	39
24	Arike Ogunbowale	g 11-20	1-3	4-4	0	8	8	2	27	3	2	0	2	35
02	Kaitlin Cole	0-0	0-0	0-0	0	0	0	0	0	0	0	0	0	1
20	Nicole Benz	0-1	0-1	0-0	0	0	0	0	0	0	0	0	0	1
21	Kristina Nelson	3-5	0-0	2-2	2	1	3	4	8	0	5	1	0	13
32	Danielle Patterson	0-1	0-0	0-0	1	1	2	2	0	0	0	0	0	11
40	Maureen Butler	0-0	0-0	0-0	0	0	0	0	0	0	0	0	0	1
Team					1	1	2			1				
Totals		33-60	5-11	12-13	6	26	32	15	83	14	15	2	6	200

1st - FG %: 12-18 66.7% 2nd: 8-13 61.5% 3rd: 9-15 60.0% 4th: 4-14 28.6% Game: 33-60 55.0% Deadball Rebounds 0

3FG %: 1-4 25.0% 1-2 50.0% 3-3 100.0% 0-2 0.0% 5-11 45.5%

FT %: 2-2 100.0% 2-2 100.0% 0-0 0.0% 8-9 88.9% 12-13 92.3%

Virginia 69 • 16-10, 9-4 ACC

#	Player	Total		3-Ptr	Rebounds			PF	TP	A TO Blk Stl				Min
		FG-FGA	FG-FGA	FT-FTA	Off	Def	Tot			A	TO	Blk	Stl	
30	Felicia Aiyetotan	c 7-12	0-0	3-6	7	4	11	0	17	1	4	0	0	25
01	Brianna Tinsley	g 1-4	1-1	3-4	0	1	1	4	6	1	1	0	0	22
04	Dominique Toussaint	g 5-13	1-5	0-0	0	2	2	3	11	1	2	0	1	33
13	Jocelyn Willoughby	g 2-7	1-1	0-0	2	3	5	1	5	0	2	0	1	29
23	Aliyah Huland El	g 1-5	0-1	0-0	1	2	3	0	2	2	1	3	1	21
03	Lauren Moses	2-6	0-0	5-6	1	3	4	2	9	3	2	1	0	20
10	J'Kyra Brown	6-15	1-7	4-5	1	3	4	0	17	3	3	0	1	32
14	Lisa Jablonowski	1-1	0-0	0-0	0	2	2	0	2	2	0	0	0	17
32	Mone Jones	0-1	0-0	0-0	1	0	1	0	0	0	0	0	0	1
Team					3	2	5							
Totals		25-64	4-15	15-21	16	22	38	10	69	13	15	4	4	200

1st - FG %: 5-18 27.8% 2nd: 7-17 41.2% 3rd: 6-15 40.0% 4th: 7-14 50.0% Game: 25-64 39.1% Deadball Rebounds 3

3FG %: 0-3 0.0% 2-6 33.3% 1-3 33.3% 1-3 33.3% 4-15 26.7%

FT %: 1-2 50.0% 0-2 0.0% 8-9 88.9% 6-8 75.0% 15-21 71.4%

Officials: Mark Hardcastle, Carla Fountain, Norma Jones

Technical fouls: Notre Dame-None. Virginia-None.

Attendance: 3038

Score by periods	1st	2nd	3rd	4th	Total
Notre Dame	27	19	21	16	83
Virginia	11	16	21	21	69

Last FG - ND 4th-02:57, VA 4th-00:12.

Largest lead - ND by 25 3rd-05:52, VA None.

ND led for 39:13. VA led for 00:00. Game was tied for 00:47.

Points	In	Off	2nd	Fast
ND	42	26	0	18
VA	30	11	10	8

Score tied - 0 times.
Lead changed - 0 times.

RECORD:	OVERALL	HOME	AWAY	NEUTRAL
ALL GAMES	16-10	10-5	4-5	2-0
CONFERENCE	9-4	5-2	4-2	0-0
NON-CONFERENCE	7-6	5-3	0-3	2-0

Date	UVA. Rank	Opponent	Score	W/L	Rec.	ACC	Attend.	High Scorer	High Reb.	Opp. High Scr
11/10	RV	at #7 Mississippi St	68-53	L	0-1	0-0	6811	Toussaint 17	Aiyeotan 7	Vivians 22
11/12	RV	CENTRAL CONN	103-59	W	1-1	0-0	3306	Willoughby 19	Aiyeotan 10	Patterson 19
11/16	RV	GEORGIA	64-61	L	1-2	0-0	3170	Toussaint 18	FA, JB, AHE 7	Robinson 15
11/19	RV	at Dayton	61-46	L	1-3	0-0	1866	DT, JW 9	Aiyeotan 6	Scaife 17
11/21		HAMPTON	66-62	W	2-3	0-0	2546	Willoughby 15	Willoughby 6	Finney-Smith 17
11/25		HARVARD	50-48	W	3-3	0-0	2838	Moses 13	Moses 10	KB, MR 11
11/26		DUQUESNE	74-63	L	3-4	0-0	2846	Huland EI 17	Moses 6	Omogrosso 25
11/29		#15 MARYLAND	60-59	L	3-5	0-0	3082	Toussaint 18	Moses 11	SJ, KC 13
12/02		UNCG	68-50	W	4-5	0-0	2642	Brown 15	Aiyeotan 9	Soliman 15
12/04		at Rutgers	52-43	L	4-6	0-0	1368	Willoughby 14	Aiyeotan 11	Scaife 22
12/17		vs Ohio	77-59	W	5-6	0-0	200	Huland EI 17	Aiyeotan 14	Burke 14
12/18		vs Indiana	82-72	WOT	6-6	0-0	150	Brown 24	Huland EI 10	Buss 28
12/21		MANHATTAN	69-47	W	7-6	0-0	2383	Moses 16	Aiyeotan 9	Grimme 15
12/28		PITT	62-50	W	8-6	1-0	2822	Toussaint 16	Aiyeotan 10	Rodriguez 17
12/31		RV SYRACUSE	68-63	W	9-6	2-0	2979	Huland EI 15	Aiyeotan 10	Mangakahia 20
01/04		RV NC State	73-63	W	10-6	3-0	1801	Brown 18	FA/FB 5	Hawkins 14
01/07		CLEMSON	70-41	W	11-6	4-0	3995	Willoughby 16	Aiyeotan 10	Carter 12
01/11		at BC	68-57	W	12-6	5-0	1065	Willoughby 18	Willoughby 11	Bolden-Morris 14
01/14		at #16 Duke	55-48	L	12-7	5-1	3856	Huland EI 14	Willoughby 10	Brown 14
01/21		VIRGINIA TECH	61-52	W	13-7	6-1	4212	AHE, DT 14	JW, FA 8	Emery 18
01/25	RV	NORTH CAROLINA	82-70	W	14-7	7-1	2971	Huland EI 19	Moses 9	Bailey 21
01/28	RV	at Georgia Tech	62-56	W	15-7	8-1	1601	Huland EI 21	FA/BT/LM/LJ 5	Pan 16
02/01	RV	#4 Louisville	77-41	L	15-8	8-2	2877	Huland EI 9	Aiyeotan 7	Durr 21
02/08		at #12 Florida St	77-62	L	15-9	8-3	2843	Aiyeotan 15	Aiyeotan 13	Thomas 20
02/11		at Virginia Tech	64-62	W	16-9	9-3	2733	DT/JB 15	Dt/JB/AHE 5	Emery 32
02/15		#5 NOTRE DAME	83-69	L	16-10	9-4	3038	JB/FA 17	Aiyeotan 11	Ogunbowale 27
02/18		MIAMI								

OPPONENT	AIYEOTAN	ALLEN	BROWN	CALDWELL	HULAND EL	JABLONOWSKI
at Miss St	4-7-0	DNP	4-4-0	2-0-0	6-0-0	5-3-0
CENT CONN	12-10-0	3-2-1	8-4-2	5-2-1	13-1-2	4-6-1
GEORGIA	8-7-1	DNP	1-7-2	0-0-0	9-7-2	0-3-0
at Dayton	5-6-0	DNP	8-5-1	0-0-0	8-3-1	0-3-2
HAMPTON	2-3-0	DNP	6-3-2	DNP	10-2-2	4-3-1
HARVARD	6-7-2	DNP	3-1-0	DNP	8-5-4	2-6-1
DUQUESNE	2-5-2	DNP	15-4-2	0-0-0	17-4-0	6-4-2
MARYLAND	10-6-0	DNP	11-1-4	DNP	9-1-1	0-1-0
UNCG	8-9-1	4-0-1	15-6-4	0-0-0	13-3-2	2-4-2
at Rutgers	6-11-1	0-0-0	13-6-3	0-0-0	3-4-2	2-4-2
vs Ohio	10-14-0	2-2-0	14-5-6	0-0-0	17-3-1	6-3-1
vs Indiana	10-3-2	DNP	24-4-2	DNP	7-10-1	2-5-2
MANHATTAN	7-9-0	0-1-0	8-3-4	4-0-0	7-2-2	8-3-2
PITTSBURGH	10-10-1	DNP	9-2-1	DNP	10-2-0	4-3-1
SYRACUSE	12-10-3	INJ	12-6-3	DNP	15-5-2	2-0-0
at NC State	4-5-0	INJ	18-5-2	DNP	13-4-1	3-3-2
CLEMSON	10-10-2	INJ	5-1-3	2-0-0	8-2-3	2-5-1
at Boston College	6-4-0	INJ	12-7-1	DNP	7-2-2	2-5-0
at Duke	2-6-1	INJ	7-2-2	DNP	14-3-3	2-1-0
VIRGINIA TECH	4-8-0	DNP	6-5-3	DNP	14-4-0	0-1-3
UNC	6-5-0	DNP	11-3-0	DNP	19-2-2	0-6-5
at Georgia Tech	8-5-2	DNP	9-3-4	DNP	21-3-1	0-5-1
LOUISVILLE	8-7-0	DNP	8-2-3	0-0-0	9-6-0	0-0-1
at Florida State	15-13-1	DNP	3-2-2	0-0-0	13-5-0	2-1-0
at Virginia Tech	6-4-0	DNP	15-5-0	DNP	5-5-2	0-2-1
NOTRE DAME	17-11-1	DNP	17-4-3	DNP	2-3-2	2-2-2
MIAMI						
at Louisville						
at Wake Forest						

OPPONENT	JONES	MOSES	PAYNE	TINSLEY	TOUSSAINT	WILLOUGHBY
at Miss State	0-0-2	2-3-1	DNP	7-2-1	17-6-3	6-6-0
CENT CONN	6-0-2	9-6-2	4-3-0	3-4-3	17-2-3	19-4-2
GEORGIA	0-0-0	5-0-1	DNP	3-1-1	18-3-5	17-2-0
at Dayton	0-1-1	7-5-0	DNP	0-1-0	9-2-4	9-5-1
HAMPTON	INJ	9-5-0	DNP	6-1-0	14-3-6	15-6-0
HARVARD	INJ	13-10-0	DNP	1-1-0	5-3-2	12-8-1
DUQUESNE	INJ	3-6-1	DNP	3-2-3	11-2-1	6-4-2
MARYLAND	INJ	3-11-2	DNP	0-2-2	18-2-2	8-7-1
UNCG	INJ	INJ	0-0-0	4-1-3	11-4-1	11-2-1
at Rutgers	INJ	INJ	DNP	5-1-0	2-0-0	14-2-1
vs Ohio	INJ	7-5-0	1-3-0	3-3-5	13-6-5	4-3-2
vs Indiana	INJ	14-0-1	DNP	5-4-4	12-3-4	8-2-1
MANHATTAN	INJ	16-4-0	0-0-0	8-1-2	5-4-5	6-4-1
PITTSBURGH	INJ	4-7-0	DNP	5-1-1	16-4-7	4-9-0
SYRACUSE	DNP	5-2-1	DNP	5-3-1	9-5-6	8-1-0
at NC State	DNP	9-3-0	DNP	5-1-2	11-4-1	10-3-2
CLEMSON	1-1-0	11-3-1	0-0-0	5-1-1	10-3-5	16-5-0
at Boston College	0-0-0	6-3-1	DNP	5-0-1	12-2-7	18-11-3
at Duke	DNP	0-3-1	DNP	6-3-3	6-0-3	11-10-1
VIRGINIA TECH	0-0-0	11-7-1	DNP	3-1-0	14-3-3	10-8-0
NORTH CAROLINA	0-0-0	14-9-1	DNP	10-2-3	13-4-5	9-4-2
at Georgia Tech	DNP	6-5-0	DNP	8-5-1	4-3-2	6-3-1
LOUISVILLE	0-0-0	2-3-0	0-0-0	4-2-1	4-2-2	6-4-1
at Florida State	1-0-0	5-4-1	DNP	3-0-0	12-6-6	8-10-2
at Virginia Tech	0-2-1	8-3-1	DNP	2-2-0	15-5-2	13-4-4
NOTRE DAME	0-1-0	9-4-3	DNP	6-1-1	11-2-1	5-5-0
MIAMI						
at Louisville						
at Wake Forest						

	Field Goal %		3-Point FG %		Free Throw Pct.		Rebounds	Turnovers
	Virginia	Opponent	Virginia	Opponent	Virginia	Opponent	UVA-Opp	UVA-Opp
at Miss St	19-48 (.396)	25-63 (.397)	3-9 (.333)	9-27 (.333)	12-15 (.800)	9-11 (.818)	34-35 (-1)	23-17 (+5)
CENTRAL CONN	43-78 (.551)	17-55 (.309)	8-18 (.444)	10-33 (.303)	9-17 (.529)	15-23 (.652)	47-35 (+12)	9-22 (-13)
GEORGIA	21-52 (.404)	26-68 (.382)	6-13 (.462)	5-21 (.238)	13-20 (.650)	7-8 (.875)	35-40 (-5)	21-15 (+6)
at Dayton	18-67 (.269)	21-57 (.368)	5-15 (.333)	5-25 (.200)	5-6 (.833)	14-16 (.875)	35-53 (-18)	15-23 (-8)
HAMPTON	26-52 (.667)	21-61 (.344)	6-16 (.375)	11-28 (.393)	8-12 (.667)	9-15 (.600)	32-40 (-8)	13-13 (E)
HARVARD	16-62 (.258)	18-47 (.383)	5-21 (.238)	4-16 (.250)	13-23 (.565)	8-10 (.800)	45-35 (+10)	13-20 (-7)
DUQUESNE	23-63 (.365)	23-58 (.397)	8-22 (.364)	9-23 (.391)	9-13 (.692)	19-22 (.864)	35-42 (-7)	13-14 (-1)
MARYLAND	25-56 (.446)	23-63 (.365)	4-12 (.333)	5-15 (.333)	5-9 (.556)	9-16 (.563)	37-38 (-1)	21-18 (+3)
UNCG	26-56 (.565)	18-54 (.333)	9-15 (.600)	4-15 (.267)	7-14 (.500)	10-14 (.714)	35-26 (+9)	20-14 (+6)
at Rutgers	16-45 (.356)	18-52 (.346)	6-16 (.375)	3-18 (.167)	5-8 (.625)	13-21 (.619)	29-38 (-9)	12-8 (+4)
vs Ohio	30-62 (.484)	19-55 (.345)	9-18 (.500)	12-39 (.308)	8-12 (.667)	9-14 (.643)	51-22 (+29)	18-12 (+6)
vs Indiana	28-62 (.452)	25-57 (.439)	7-21 (.333)	8-23 (.348)	19-23 (.826)	14-19 (.737)	37-29 (+8)	23-22 (+1)
MANHATTAN	27-53 (.509)	19-55 (.345)	3-13 (.231)	5-23 (.217)	12-15 (.800)	4-4 (1.000)	32-31 (+1)	15-21 (-6)
PITTSBURGH	20-57 (.351)	19-55 (.345)	6-18 (.333)	8-18 (.444)	16-18 (.889)	4-5 (.800)	43-32 (+11)	13-15 (-2)
SYRACUSE	23-57 (.404)	21-57 (.368)	8-22 (.364)	13-34 (.382)	14-22 (.636)	8-11 (.727)	38-37 (-1)	16-23 (-7)
at NC State	23-54 (.426)	22-60 (.367)	9-21 (.429)	6-19 (.316)	18-25 (.720)	13-24 (.542)	38-39 (-1)	15-18 (-3)
CLEMSON	28-56 (.500)	19-50 (.380)	6-18 (.333)	2-7 (.286)	8-13 (.615)	1-7 (.143)	36-30 (+6)	11-19 (-8)
at Boston College	28-56 (.500)	20-48 (.417)	6-14 (.429)	9-27 (.333)	6-8 (.750)	8-12 (.667)	35-24 (+11)	16-15 (+1)
at Duke	19-51 (.373)	17-44 (.386)	10-25 (.400)	5-16 (.313)	0-0 (.000)	16-21 (.762)	32-30 (+2)	19-13 (+6)
VIRGINIA TECH	22-57 (.386)	20-71 (.282)	4-17 (.235)	4-28 (.143)	13-13 (1.000)	8-15 (.533)	41-47 (-6)	14-13 (+1)
UNC	32-66 (.485)	28-66 (.424)	9-22 (.409)	5-16 (.313)	9-10 (.900)	9-12 (.750)	38-34 (+4)	11-10 (+1)
at Georgia Tech	21-41 (.512)	22-72 (.306)	5-12 (.789)	0-9 (.000)	15-19 (.789)	12-20 (.600)	36-35 (+1)	26-12 (+14)
LOUISVILLE	17-49 (.347)	32-71 (.451)	3-14 (.214)	4-15 (.267)	4-9 (.444)	9-10 (.900)	28-45 (-17)	22-8 (+14)
at Florida State	23-66 (.348)	27-57 (.474)	5-19 (.263)	8-18 (.444)	11-14 (.786)	15-20 (.750)	43-32 (+11)	16-11 (+5)
at Virginia Tech	21-60 (.417)	23-51 (.451)	5-13 (.385)	7-23 (.304)	9-12 (.750)	9-15 (.600)	36-31 (+5)	10-13 (-3)
NOTRE DAME	25-64 (.391)	33-60 (.550)	4-15 (.267)	5-11 (.455)	15-21 (.714)	12-13 (.923)	38-32 (+6)	15-15 (E)
MIAMI								
at Louisville								
at Wake Forest								

VIRGINIA
OPPONENT

Bench Points	561 (21.5 ppg)	396 (15.2 ppg)
FG Percentage- Home	374-811 (.461)	340-891 (.381)
FG Percentage- Road	192-488 (.393)	195-504 (.386)
FG Percentage- Neutral	58-124 (.467)	44-112 (.392)
Most Points - Quarter	32 (1st) vs CCSU	28 (1st) vs Ohio
Fewest Points- Quarter	5 (2x) last (2nd) at Duke	6 (2nd) vs Ohio
Most Points at the Half	63 vs CCSU	34 vs Maryland
Fewest Points at the Half	17 at Rutgers	20 (2x) last vs Clemson
Largest Halftime Lead	29 vs CCSU	
Largest Halftime Deficit	21 at Louisville	

VIRGINIA'S RECORD WHEN

Game decided by 10 pts or less	8-4
Leading at halftime	14-1
Trailing at halftime	2-9
Tied at halftime	0-0
Went into overtime	1-0
Leading by 10 or more points	14-1
Shot FG 50% or better	7-0
Shot FG less than 50%	9-9
Shot FG less than 40%	3-8
Shot FG 40% or better	12-2
Holding opponent under 60 pts	10-1
Scoring 30-39 points	0-0
Scoring 40-49 points	0-3
Scoring 50-59 points	1-3
Scoring 60-69 points	8-4
Scoring 70-79 points	4-0
Scoring 80-89 points	2-0
Scoring 90-100 points	0-0
Scoring over 100 points	1-0
Outrebounding opponent	13-3
Being outrebounded	3-7
Tied in rebounding	0-0
Have fewer TOs than opponent	8-2
Committing 15 or less TOs	8-2

SCORING BENCHMARKS
GAMES WITH 20 OR MORE POINTS IN 17-18

J'Kyra Brown	1
Aliyah Huland El	1

GAMES WITH 10 OR MORE POINTS IN 17-18

Dominique Toussaint	18
Aliyah Huland El	13
Jocelyn Willoughby	12
J'Kyra Brown	12
Felicia Aiyeotan	9
Lauren Moses	6
Brianna Tinsley	1

GAMES WITH 10 OR MORE REBOUNDS IN 17-18

Felicia Aiyeotan	8
Jocelyn Willoughby	3
Lauren Moses	2
Aliyah Huland El	1

DOUBLE DOUBLES IN 17-18

Felicia Aiyeotan	7
Jocelyn Willoughby	2
Lauren Moses	1

VIRGINIA HIGHS		OPPONENT HIGHS	
Points	103 vs CCSU.....	83 vs Notre Dame	
FG Made	43 vs CCSU.....	33 vs Notre Dame	
FG Attempts	78 vs CCSU.....	71 vs Louisville	
FG %551 (43-78) vs CCSU.....	.550 (33-60) vs Notre Dame	
3FG Made	10 at Duke.....	13 vs Syracuse	
3FG Attempts	25 at Duke.....	39 vs Ohio	
3 pt %600 (9-15) vs UNCG.....	.455 (5-11) vs Notre Dame	
Free Throws Made	19 vs Indiana.....	19 vs Duquesne	
Free Throw Attempts.....	25 at NC State.....	24 at NC State	
Free Throw %.....	1.000 (13-13) vs VT.....	.923 (12-13) vs Notre Dame	
Rebounds	51 vs Ohio.....	53 at Dayton	
Assists	19 vs CCSU.....	17 vs Georgia	
Steals	13 vs CCSU.....	14 (2x)	
Blocked Shots	13 at Georgia Tech.....	8 at Miss St	
Turnovers	26 at Georgia Tech.....	23 at Dayton	
Fouls	23 (2x) last at NC State.....	23 at Georgia Tech	

VIRGINIA LOWS		OPPONENT LOWS	
Points	41 vs Louisville.....	41 vs Clemson	
FG Made	16 (2x).....	17 vs CCSU	
FG Attempts	45 at Rutgers.....	47 vs Harvard	
FG %.....	.258 (16-62) vs Harvard.....	.309 (17-55) vs CCSU 11/12	
3FG Made	3 (2x) last vs Louisville.....	0 at Georgia Tech	
3FG Attempts	9 at Miss St.....	7 vs Clemson	
3FG %.....	.214 (3-14) vs Louisville.....	.167 (3-18) at Rutgers	
Free Throws Made	0 at Duke.....	1 vs Clemson	
Free Throw Attempts	0 at Duke.....	4 vs Manhattan	
Free Throw %.....	.529 (9-17) vs CCSU.....	.143 (1-7) vs Clemson	
Rebounds	28 vs Louisville.....	30 vs Clemson	
Assists	7 at Miss St.....	5 vs VT	
Steals	3 (2x) last at BC.....	2 vs CCSU	
Blocked Shots	1 at NC State.....	0 vs Louisville	
Turnovers	9 vs CCSU.....	8 at Rutgers	
Fouls	9 (2x) last vs Clemson.....	11 vs UNCG	

VIRGINIA INDIVIDUAL HIGHS		OPPONENT INDIVIDUAL HIGHS	
Points	24 Brown vs Indiana.....	32 Emery at VT	
FG Made	8 (2x) last Huland El vs UNC.....	13 Emery at VT	
FG Attempts	18 Toussaint (2x).....	21 Mangakahia vs Syracuse	
FG %.....	.833 (5-6) (2x) last Aiyetan vs Pitt.....	.700 (7-10) Shepard vs Notre Dame	
3FG Made	4 (2x) last Brown vs UNCG.....	5 (2x)	
3FG Attempts	10 Huland El vs Duquesne.....	13 Mangakahia vs Syracuse	
3FG Percentage	4-4 Brown vs UNCG.....	3-3 Confroy vs Maryland	
FT Made	6 several.....	.714 (5-7) Patterson vs CCSU	
FT Attempts	8 Moses (2x) last vs Indiana.....	8 Omogrosso vs Duquesne	
FT Percentage	6-6 (3x) last Willoughby at NC State.....	10 (2x)	
Rebounds	14 Aiyetan vs Ohio.....	6-6 Vojinovic vs Duquesne	
Assists	7 Toussaint (2x) last at BC.....	15 Cannon vs Duquesne	
Steals	5 (2x) last Moses vs Indiana	9 Cole vs Georgia	
Blocked Shots	6 Aiyetan (2x) last vs UNCG.....	5 Carter vs Louisville	
Turnovers	8 Toussaint (2x) last at Georgia Tech.....	4 Boehm vs Harvard	
		12 Mangakahia vs Syracuse	

VIRGINIA INDIVIDUALS

- **Two UVA players with double-doubles in the same game:** vs Coppin State 11/13/16 (Moses 15-10r, Huland EI 12-10a, Aiyeotan 23-12r)
- **Four players in double figures:** vs North Carolina 1/15/18 (Huland EI 19, Moses 14, Toussaint 13, Brown 11, Tinsley 10)
- **Five Players in double figures:** vs North Carolina 1/15/18 (Huland EI 19, Moses 14, Toussaint 13, Brown 11, Tinsley 10)
- **Six players in double figures:** vs Norfolk State 11/16/15 (Randolph 17, Moses 12, Brown 11, Venson 10, Mason 10, Huland EI 10, Jones 10)
- **Seven players in double figures:** vs Norfolk State 11/16/15 (Randolph 17, Moses 12, Brown 11, Venson 10, Mason 10, Huland EI 10, Jones 10)
- **Zero players in double figures:** vs Louisville, 2/1/18
- **Every Cavalier player scored:** vs CCSU 11/12/17
- **Scored 20 points:** 24, J'Kyra Brown vs Indiana 12/18/17
- **Scored 25 points:** 25, Jocelyn Willoughby at St. Joseph's, 3/17/17
- **Scored 30 points:** 34, Monica Wright vs. Green Bay, 03/21/10
- **Scored 40 points:** **48, Mimi Kennedy at North Carolina, 01/15/98
- **A non-starter scored 20 or more points:** 24, J'Kyra Brown vs Indiana, 12/18/17
- **Two or more Hoos scored 20 or more points in the same game:** vs Coppin State (Willoughby 21, Aiyeotan 23)
- **Perfect from the field (5 attempts):** 7-7, Imovbioh vs Louisville 03/01/15
- **Perfect at FT line (10 attempts):** 11-11, Monica Wright vs North Carolina, 02/15/10
- **Perfect at FT line (9 attempts):** 9-9, Lauren Moses at Richmond 11/16/16
- **Perfect at FT line (8 attempts):** 9-9, Lauren Moses at Richmond 11/16/16
- **Had 20 Free throw attempts:** **20, Brandi Teamer at Wake Forest, 1/6/05
- **Had 15 rebounds:** 15, Lauren Moses at Boston College 2/14/16
- **Had 20 rebounds:** 24, Sarah Imovbioh vs Ohio State 11/14/14
- **Had 10 assists:** 10, Aliyah Huland EI vs Coppin State 11/13/16
- **Had 6 steals:** 6, Jocelyn Willoughby at Georgia 12/19/16
- **Blocked 5 shots:** 6, Felicia Aiyeotan vs Maryland 11/29/17

VIRGINIA TEAM

- **UVA ranked in AP Top 25:** #22, 11/21/12
- **UVA ranked USA Today Top 25:** #22, 3/8/10
- **Played AP No. 1 team:** #1 Duke, L 79-58, 3/2/07
- **Defeated AP No. 1 team:** #1 Maryland, 75-74, 2/11/92
- **Defeated AP Top 10 team:** #4 Florida State 60-51, 2/16/17
- **Defeated AP Top 25 team:** #4 Florida State 60-51, 2/16/17

FIELD GOAL SHOOTING

- **Shot 60 percent:** .623 (33-53) vs Georgia Tech, 3/02/08
- **Shot 70 percent:** **.700 (42-60) at Wake Forest, 1/07/87
- **Made 40-49 field goals:** 40 vs. Coppin State, 11/13/16
- **Made 50 field goals:** **54 vs Cleveland State, 11/29/95
- **Attempted 60-69 FG:** 63 vs vs Nebraska, 11/26/16
- **Attempted 70-79 FG:** 72 vs Coppin State, 11/13/16
- **Attempted 80 FG:** 85 at NC State, 2/10/11

THREE-POINT SHOOTING

- **Shot 50 percent:** .600 (9-15) vs UNCG 12/2/17
- **Shot 60 percent:** .600 (9-15) vs UNCG 12/2/17
- **Shot 70 percent:** .750 (6-8) vs Louisville 03/01/15
- **Shot 80 percent:** .857 (6-7) vs St. John's, 03/19/88
- **Made 10 three-pt. field goals:** 10 at Duke 1/14/18
- **Attempted 20 three-pt. FG:** 22 (made 9) vs North Carolina (1/25/18)
- **UVA failed to make at least one three-pointer:** 0-10 vs. Kansas State, 11/29/13
- **Opponent failed to make at least one three-pointer:** 0-9 at Louisville, 01/18/15

FREE THROW SHOOTING

- **Shot 80 percent:** .900 (9-10) vs North Carolina, 1/25/18
- **Shot 90 percent:** .900 (9-10) vs North Carolina, 1/25/18
- **Shot 100 percent:** 1.000 (13-13) vs Virginia Tech, 1/21/18
- **Made 20 free throws:** 21 vs Pitt 01/24/16
- **Made 30 free throws:** 30 vs. North Carolina, 02/20/14
- **Attempted 0 FT:** at Duke 1/14/18
- **Attempted 30 FT:** 33 vs Louisville 03/01/15
- **Attempted 40 FT:** 44 vs. Indiana, 11/26/09
- **Attempted 50 FT:** **54 at Wake Forest, 01/6/05

SCORING

- **Scored 80 points:** 103 vs CCSU, 11/12/17
- **Scored 90 points:** 103 vs CCSU, 11/12/17
- **Scored 100 points:** 103 vs CCSU, 11/12/17

REBOUNDING

- **Had 50 rebounds:** 50 vs Coppin State 11/13/16
- **Had 60 rebounds:** 63 at Alabama, 12/21/12
- **Had 70 rebounds:** **77 vs. Rider, 12/19/96

ASSISTS

- **Had 20 assists:** 25 vs Coppin State, 11/13/16
- **Had 30 assists:** **37 vs. Cleveland State, 11/29/95

STEALS

- **Had 15 steals:** 15 vs Syracuse, 12/31/17
- **Had 20 steals:** 22 vs UMES, 12/17/13
- **Had 25 steals:** 26 vs. Clemson, 02/12/12
- **UVA forced 30 turnovers:** 31 at Wake, 01/10/16
- **UVA committed 30 turnovers:** 32 at Alabama, 12/21/12

MISCELLANEOUS

- **UVA in OT:** W, 82-72 vs Indiana, 12/18/17
- **UVA in 2OT:** L, 73-70 at Alabama, 12/21/12
- **UVA in 3OT:** W, 105-100 at North Carolina, 01/15/98
- **UVA shot 70% from the floor in a quarter:** .700 (7-10) 1st at Duke 1/14/18
- **UVA shot 60% from the floor in first half:** .619 (26-42) vs CCSU 11/12/17
- **UVA shot 60% from the floor in second half:** .608 (14-23) vs UIC 12/16/16
- **UVA shot less than 20% from floor first half:** .192 (5-26) at Maryland, 12/06/12
- **UVA shot less than 30% from floor first half:** .200 (7-35) vs Harvard, 11/25/17
- **UVA shot less than 30% from floor 2nd half:** .285 (6-21) vs Louisville, 2/1/18
- **UVA scored less than 15 points in first half:** 13 at Florida State, 01/8/06
- **UVA scored less than 15 points in second half:** 14 vs Louisville, 2/1/18
- **UVA held opp to less than 15 points first half:** 14 vs Wake Forest 3/2/17
- **UVA held opp to less than 15 points second half:** 11 vs Virginia Tech, 01/26/17
- **UVA held opp to less than 10 points first half:** 6 vs. Norfolk State, 12/28/12
- **UVA held opponent to less than 30 points:** 23 vs. Norfolk State, 12/28/12

**school record



1

**BRIANNA
TINSLEY**

Freshman • Guard • 5-7
St. Anne's-Belfield
Madison, Va.



2

**JAE'LISA
ALLEN**


Senior • Forward • 6-2
White Hall High
Pine Bluff, Ark.



3

**LAUREN
MOSES**

Senior • Forward • 6-2
Rancocas High
Mount Holly, N.J.



4

**DOMINIQUE
TOUSSAINT**

Sophomore • Guard • 5-9
Christ the King
Staten Island, N.Y.



5

**KHYASIA
CALDWELL**

Freshman • Guard • 5-5
Pocono Mountain East
Pocono Summit, Pa.



10

**J'KYRA
BROWN**

R-Senior • Guard • 5-11
Rocky Mount HS
East Carolina Univ.
Rocky Mount, N.C.



13

**JOCELYN
WILLOUGHBY**

Sophomore • Forward • 6-0
Newark Academy
East Orange, N.J.



14

**LISA
JABLONOWSKI**


Sophomore • Forward • 6-3
Lycee des Garcons
Ernster, Luxembourg



20

**AMANDINE
TOI**


Freshman • Guard • 5-10
INSEP Academy
Paris, France



23

**ALIYAH
HULAND EL**


Senior • Guard • 6-1
Randolph High
Randolph, N.J.



30

**FELICIA
AIYEOTAN**

Center • Sophomore • 6-9
Blair Academy (N.J.)
Lagos, Nigeria



32

**MONÉ
JONES**

Forward • Junior • 6-2
Riverside High
Durham, N.C.



35

**SHAKYNA
PAYNE**

Forward • R-Soph • 6-1
SW Atlanta Christian Acad.
Acworth, Ga.



**JOANNE
BOYLE**

Head Coach
Seventh Season



**TIM
TAYLOR**

Assistant Coach
Ninth Season



**LA'KESHIA
FRETT MEREDITH**

Assistant Coach
Fifth Season



**KATHERINE
GRAHAM**

Assistant Coach
Second Season



**SARAH
HOLSINGER**

Asst. AD/Operations
Seventh Season