

RADFORD HIGHLANDERS



2021-22 MEN'S BASKETBALL GAME NOTES

6 BIG SOUTH REGULAR SEASON TITLES :: 3 BIG SOUTH TOURNAMENT TITLES :: 3 NCAA TOURNAMENTS :: 6 POSTSEASON APPEARANCES

THE MATCH-UP

RADFORD HIGHLANDERS

1-0, 0-0 BIG SOUTH

Head Coach: Darris Nichols, 1st Season

Record at Radford: 1-0 (0-0 Big South)

Career Record: Same



#25 VIRGINIA CAVALIERS

0-1, 0-0 ACC

Head Coach: Tony Bennett, 13th season

Record at UVA: 295-104 (149-64 ACC)

Career Record: Same



2021-22 STAT COMPARISON

84.0	Points Per Game	58.0
55.4	Field Goal Pct.	41.2
50.0	3-Point Pct.	25.0
57.9	Free-Throw Pct.	70.6
35.0	Rebounds Per Game	30.0
14.0	Assists Per Game	11.0
17.0	Turnovers Per Game	14.0
10.0	Steals Per Game	12.0
1.0	Blocks Per Game	4.0

GAME INFORMATION

Date: Friday, Nov. 12

Time: 7:00 p.m., ET

Location: Charlottesville, Va.

Venue: John Paul Jones Arena

Stream: ACC Network Extra

ESPN+: Zealand Shannan (PxP) and Lauren Moses (Analyst)

Radio: WRAD 101.7 FM | WVRU 89.9 FM

Radio Talent: Rick Watson

Online: Portal.stretchinternet.com

Live Stats: RadfordAthletics.com/coverage

SERIES HISTORY

Overall: Virginia leads, 6-0

in Radford: N/A

in Charlottesville: Virginia leads, 6-0

Neutral: N/A

Last Meeting: UVA 54, RU 44 (12/7/10)

Last 10 Matchups: Virginia leads, 6-0

PROJECTED STARTING LINEUP

Starters	Cl.	Pos.	Ht.	Hometown	PPG	RPG	Notes
45 Xavier Lipscomb	So.	G	6-2	Washington, D.C.	5.0	3.0	4.0 spg
11 Camron McNeil	So.	G	6-5	Raleigh, N.C.	17.0	4.0	-
3 Tai'Reon Joseph	So.	G	6-2	Baton Rouge, La.	2.0	0.0	-
5 Rashun Williams	Jr.	F	6-7	Arlington, Ga.	13.0	4.0	3.0 3's per game
22 Lewis Djonkam	R-Sr.	C	6-9	Springfield, Va.	2.0	5.0	-

Key Reserves	Cl.	Pos.	Ht.	Hometown	PPG	RPG	Notes
13 Shaquan Jules	Jr.	F	6-7	Orlando, Fla.	7.0	6.0	-
14 Chyree Walker	R-Sr.	F	6-5	Upper Marlboro, Md.	2.0	0.0	-
15 Bryan Hart	Sr.	G	6-1	Hampton, Va.	10.0	3.0	-
20 Dravon Mangum	R-Jr.	F	6-8	Roxboro, N.C.	13.0	1.0	3.0 3's per game
24 Artese Stapleton	Jr.	G	6-2	Chicago, Ill.	2.0	2.0	-

2021-22 SCHEDULE

OVERALL RECORD: 1-0

Big South: 0-0 | Non-Conference: 1-0

Home: 1-0 | Away: 0-0 | Neutral: 0-0

NOVEMBER (0-0)

Mon.	1	EASTERN Mennonite (Exh.)	W, 83-60
Tue.	9	EMORY & HENRY (ESPN+)	W, 84-72
Fri.	12	at Virginia (ACCNX)	7:00 p.m.
Mon.	15	at Virginia Tech (ACCNX)	7:00 p.m.
Fri.	19	at Furman	7:00 p.m.
Sat.	20	vs. Navy	5:00 p.m.
Wed.	24	WILLIAM & MARY (ESPN+)	6:30 p.m.
Sun.	28	EASTERN KENTUCKY (ESPN+)	4:30 p.m.
Tue.	30	KENTUCKY CHRISTIAN (ESPN+)	6:30 p.m.

DECEMBER (0-0)

Sat.	4	at West Virginia (ESPN+)	4:00 p.m.
Sat.	11	at James Madison (FloHoops)	7:00 p.m.
Mon.	13	at George Washington (ESPN+)	7:00 p.m.
Sat.	18	at Davidson (ESPN+)	1:00 p.m.
Mon.	20	at Akron (ESPN+)	7:00 p.m.
Wed.	29	at UMBC (ESPN+)	7:00 p.m.

JANUARY (0-0)

Sat.	1	AVERETT (ESPN+)	4:30 p.m.
Wed.	5	* at USC Upstate (ESPN+)	6:00 p.m.
Sat.	8	* NORTH CAROLINA A&T (ESPN+)	4:30 p.m.
Wed.	12	* LONGWOOD (ESPN+)	6:30 p.m.
Sat.	15	* at Campbell (ESPN+)	2:00 p.m.
Wed.	19	* HAMPTON (ESPN+)	6:30 p.m.
Sat.	22	* UNC ASHVILLE (ESPN+)	2:00 p.m.
Wed.	26	* at High Point (ESPN+)	7:00 p.m.
Sat.	29	* at Gardner-Webb (ESPN+)	4:30 p.m.

FEBRUARY (0-0)

Wed.	2	* CHARLESTON SOUTHERN (ESPN+)	6:30 p.m.
Sat.	5	* PRESBYTERIAN (ESPN+)	4:30 p.m.
Wed.	9	* at Winthrop (ESPN+)	7:00 p.m.
Sat.	12	* at Hampton (ESPN+)	5:30 p.m.
Wed.	16	* CAMPBELL (ESPN+)	6:30 p.m.
Sat.	19	* HIGH POINT (ESPN+)	2:00 p.m.
Wed.	23	* at Longwood (ESPN+)	7:00 p.m.
Sat.	26	* at North Carolina A&T (ESPN+)	5:00 p.m.

MARCH (0-0)

Wed.	2	\$ BSC First Round	TBA
Fri.	4	\$ BSC Quarterfinals	TBA
Sat.	5	\$ BSC Semifinals	TBA
Sun.	6	\$ BSC Championship Game	TBA

SCHEDULE KEY

All times Eastern, subject to change • TV Networks subject to change

Home games italicized • * - Big South Conference game

\$ - Hercules Tires Big South Championships



▶ QUICK FACTS

GENERAL

Location	Radford, Va.
Founded	1910
Enrollment	10,695
President	Dr. Carolyn Ringer Lepre, Ph.D.
Director of Athletics	Robert Lineburg
Affiliation	NCAA Division I
Conference	Big South
Nickname	Highlanders
Colors	Red (186c), Gray (427c) & White
Arena (Capacity)	Dedmon Center (3,125)

PROGRAM HISTORY

First Season	1974-75
All-Time Record	742-629 (.541)
All-Time Big South Record	311-232 (.573)
Overall Postseason Record	3-7
NCAA Tournament Appearances	3
Last NCAA Tournament Appearance	2017-18
<i>Defeated LIU Brooklyn, Lost to Villanova</i>	
Conference Tournament Titles	3
1997-98, 2008-09, 2017-18	
Big South Regular Season Titles	6
91-92, 99-00, 00-01, 08-09, 18-19, 19-20	
NIT Tournament Appearances	1
^ 19-20 (^Cancelled due to COVID-19)	

COACHING STAFF

Head Coach	Darris Nichols (1st Year)
<i>Alma Mater</i> West Virginia, 2008	
<i>Record at Radford (Career)</i> 1-0 (Same)	
Assistant Coach (Season)	Shane Nichols (1st Year)
<i>Alma Mater</i> Woford, 2008	
Assistant Coach (Season)	Timothy Peete (1st Year)
<i>Alma Mater</i> Tulsa, 2014	
Assistant Coach (Season)	James Haring (1st Year)
<i>Alma Mater</i> West Virginia, 2014	
Director of Operations	Jaren Marino (5th Year)
<i>Alma Mater</i> West Virginia Tech, 2016	

2020-21 REVIEW

Overall Record	15-12
Big South Record (Finish)	12-6 (2nd)
Big South Tournament	Semifinals
<i>Quarterfinals</i>	No. 7 Hampton - W, 67-52
<i>Semifinals</i>	No. 3 Campbell - L, 60-78

2021-22 PREVIEW

Starters Returning/Lost	4/1
Letterwinners Returning/Lost	9/7
Newcomers	6

ATHLETICS COMMUNICATIONS

Asst. Director of Communications	Nate Wise
<i>Office Phone</i> 540-831-6884	
<i>Cell Phone</i> 301-717-0240	
<i>Email</i> nwise5@radford.edu	
Communications Coordinator	Greg Wolfe
Communications Assistant	Cole Barnhill
Communications Assistant	Shelton Moss
Website	RadfordAthletics.com

NUMERICAL ROSTER

NO.	NAME	YR.	POS.	HT.	WT.	HOMETOWN (PREVIOUS SCHOOL)
0	Roshau Black	Jr.	G	6-4	190	Hollywood, Fla. (Seminole State College (OK))
1	Keishon Porter	So.	G	6-4	190	Macclesfield, N.C. (SouthWest Edgecombe HS)
2	Josiah Jeffers	Sr.	G	6-1	170	Burlington, N.C. (The Burlington School)
3	Tai'Reon Joseph	So.	G	6-2	175	Baton Rouge, La. (Austin Peay)
4	Derrick Jones, Jr.	Fr.	G	6-6	170	Charlottesville, Va. (Blue Ridge HS)
5	Rashun Williams	Jr.	F	6-7	220	Arlington, Ga. (South Florida)
10	Joshua Walker	Fr.	F	6-7	200	Hyattsville, Md. (Riverdale Baptist HS)
11	Camron McNeil	So.	G	6-5	185	Raleigh, N.C. (Spartanburg Methodist College)
12	Austin Brown	Sr.	G	6-2	180	Christiansburg, Va. (Christiansburg HS)
13	Shaquan Jules	Jr.	F	6-7	220	Orlando, Fla. (USC Aiken)
14	Chyree Walker	R-Jr.	F	6-5	200	Upper Marlboro, Md. (Delaware)
15	Bryan Hart	Sr.	G	6-1	180	Hampton, Va. (Clayton State)
20	Dravon Mangum	R-So.	F	6-8	200	Roxboro, N.C. (Charlotte)
22	Lewis Djonkam	R-Jr.	C	6-9	245	Springfield, Va. (VCU)
24	Artese Stapleton	Jr.	G	6-2	165	Chicago, Ill. (Lewis University)
45	Xavier Lipscomb	Fr.	G	6-2	195	Washington, D.C. (St. Stephen's & St. Agnes School)

ALPHABETICAL ROSTER

NO.	NAME	YR.	POS.	HT.	WT.	HOMETOWN / HIGH SCHOOL (PREVIOUS)
0	Roshau Black	Jr.	G	6-4	190	Hollywood, Fla. (Seminole State College (OK))
12	Austin Brown	Sr.	G	6-2	180	Christiansburg, Va. (Christiansburg HS)
22	Lewis Djonkam	R-Jr.	C	6-9	245	Springfield, Va. (VCU)
15	Bryan Hart	Sr.	G	6-1	180	Hampton, Va. (Clayton State)
2	Josiah Jeffers	Jr.	G	6-1	170	Burlington, N.C. (The Burlington School)
3	Tai'Reon Joseph	So.	G	6-2	175	Baton Rouge, La. (Austin Peay)
4	Derrick Jones, Jr.	Fr.	G	6-6	170	Charlottesville, Va. (Blue Ridge HS)
13	Shaquan Jules	Jr.	F	6-7	220	Orlando, Fla. (USC Aiken)
45	Xavier Lipscomb	Fr.	G	6-2	195	Washington, D.C. (St. Stephen's & St. Agnes School)
20	Dravon Mangum	R-So.	F	6-8	200	Roxboro, N.C. (Charlotte)
11	Camron McNeil	So.	G	6-5	185	Raleigh, N.C. (Spartanburg Methodist College)
1	Keishon Porter	Fr.	G	6-4	190	Macclesfield, N.C. (SouthWest Edgecombe HS)
24	Artese Stapleton	Jr.	G	6-2	165	Chicago, Ill. (Lewis University)
14	Chyree Walker	R-Jr.	F	6-5	200	Upper Marlboro, Md. (Delaware)
10	Joshua Walker	Fr.	F	6-7	200	Hyattsville, Md. (Riverdale Baptist HS)
5	Rashun Williams	Jr.	F	6-7	220	Arlington, Ga. (South Florida)

STAFF

Head Coach: Darris Nichols
Record at Radford: 1-0 (1st Season)
Overall Record: Same

Assistant Coach: Shane Nichols
Assistant Coach: Timothy Peete
Assistant Coach: James Haring
Director of Operations: Jaren Marino
Director of Player Development: Safet Kastrat
Graduate Manager: Justin Cousin
Athletic Trainer: Chad Hyatt

PRONUNCIATION GUIDE

0	Roshau Black	Row-shawn
1	Keishon Porter	Key-shawn
3	Tai'Reon Joseph	Tay-Ree-On
14	Chyree Walker	Ky-ree
20	Dravon Mangum	Dray-Von Main-gum
22	Lewis Djonkam	Jonk-um
24	Artese Stapleton	Are-teese
	Darris Nichols	Dare-iss
	Jaren Marino	Jair-In (Sounds like Karen with a J)
	Safet Kastrat	Suh-fet Kass-trat

RADFORD ATHLETICS COMMUNICATIONS

Taylor Blue Greg Wolfe Cole Barnhill Shelton Moss	Director of Communications (MBB) Communications Coordinator Communications Assistant Communications Assistant	Email: nwise5@radford.edu Email: gwolfe4@radford.edu Email: cwbarhill@radford.edu Email: ss Moss@radford.edu	@NateWiseSID @wolfeman_99 @N/A @SheltonMoss21
---	---	--	---



TEAM NOTES

SERIES HISTORY: VIRGINIA

- The Highlanders and Cavaliers have gone head-to-head six times, with Virginia earning a 6-0 advantage in the all-time series.
- The first ever meeting took place on Jan. 6, 1988 when UVA bested Radford, 65-56, and the most recent one was on Dec. 7, 2010.
- In that showdown, the Cavaliers took a 54-44 victory in John Paul Jones Arena despite being held to a 27.7 shooting percentage.

SCOUTING THE CAVS

- The 2019 National Champion Virginia Cavaliers have established themselves as one of the most consistently successful programs year-in and year-out, thanks in large part to Head Coach Tony Bennett. The Cavs have reached the NCAA Tournament in each of the last eight years, omitting the 2019-20 Big Dance that was cancelled due to the COVID-19 pandemic.
- Expectations were just as high heading into the 2021-22 campaign, with the ACC preseason poll pegging UVA to finish fourth. They also received nine first-place votes, one of six teams to collect at least one.
- The season didn't start off quite as expected, however, as UVA dropped a 66-58 decision to Navy in its home opener. Heading into their matchup with the Highlanders, the Cavs now find themselves in unfamiliar territory considering they had not begun a season 0-1 since 2012-13. Preseason All-ACC Second Team selection Kihei Clark and company will be locked in on Friday as they look to get back on track.

BIG SOUTH PRESEASON POLL

- Radford was picked to finish fourth in the Big South North Division, garnering 83 points
- The Highlanders also picked up three first-place votes, showing just how wide-open the conference is this season
- No individuals on this year's squad were named to the Preseason All-Big South teams

YOUTHFUL EXUBERANCE

- Radford boasts one of the, if the number one, youngest coaching staff in the nation
- The average age amongst the seven coaches is a mere 30 years old
- Head Coach Darris Nichols is 35 years old and his older brother, Shane Nichols, is the oldest at 37 years old
- Director of Player Development, Safet Kastirat, is the youngest at 23 years of age

NICHOLS BROTHERS: HALL OF FAMERS

- Adding to their growing legacy within the city of Radford, Head Men's Basketball Coach Darris Nichols and his older brother and assistant coach, Shane Nichols, were inducted into the Radford High School Hall of Fame on Saturday, Oct. 2, 2021
- A standout point guard on the Radford boys basketball team, Darris Nichols (Class of 2004) led the Bobcats to four appearances in the Group A tournament and was named the 2004 Timesland Boys Basketball Player of

the Year.

- "Darris Nichols is one of the greatest athletes to ever play at RHS," said Radford University Director of Athletics Robert Lineburg, a 2017 inductee of the RHS Hall of Fame. "He is certainly in the conversation as the best basketball player to ever play for the Bobcats. But what's more important, is he's a Hall of Fame person. His character is beyond reproach and his leadership ability is evident in all he does."
- Shane Nichols (Class of 2002) scored 1,903 points in his career as a Bobcat and was a two-time All-Timesland First Team selection as well as a two-time All-Group A First Team pick.
- "Shane was an outstanding player for us at Wofford and I am thankful we had the opportunity to give him his start in coaching," said current Virginia Tech Head Men's Basketball Coach Mike Young, a 2015 RHS Hall of Fame inductee. "His athletic superlatives and accomplishments are well documented, but those pale in comparison to his qualities as a man, a husband and a father. As is often the case, look no further than his folks, Donna and Bill Nichols, for shining examples of what parenting looks like."

PRIMETIME PERFORMERS

- Radford will have four opportunities to be selected for the Big South ESPNU Wildcard game this season
- Radford boasts an 8-2 record when playing in the ESPNU Wildcard games
- The Highlanders have hosted six of their 10 ESPNU Wildcard match-ups thus far
- Radford won its last matchup on ESPNU on Jan. 4 against Hampton in a 79-66 contest.

ANTI-RACISM PATCH

- With the social injustice issues that have been a topic of 2020, Radford sports an anti-racism patch on their white and red uniforms.
- The team has made the decision to keep the Anti-Racism patch on its uniforms for the 2021-22 season as well
- Chyree Walker: "Being anti-racism is based on a conscious effort and action to provide equitable opportunities for all people on an individual and system level."

JAVONTE GREEN: RADFORD LEGEND

- Former Radford men's basketball star and current NBA player with the Chicago Bulls, Javonte Green, will have his jersey retired at the Radford-Eastern Kentucky game at the Dedmon Center on Sunday, Nov. 28. Green will make the trip to the New River Valley and be in attendance for the 4:30 p.m. tip.
- A member of the Radford program from 2011-15, Green ranks first in program history for career games played (133) and career steals (243) while also ranking second for career points scored (1,911), career field goals made (701), and career rebounds (1,064).
- The Petersburg, Va. native was an All-Big South Conference selection in each of his four years as a Highlander and was named Big South Defensive Player

of the Year in 2014-15. After earning a bachelor's degree from Radford University, he went on to play professionally overseas with stops in Spain, Italy, and Germany.

- In 2019, Green became the first player in program history to sign a contract with an NBA organization when he inked a two-year deal with the Boston Celtics. During the 2020-21 season, he was traded to the Chicago Bulls, re-signed with them in the summer of 2021, and has already become a fan favorite in the Windy City with his energy, defense, and electric slam dunks.

RADFORD'S HIGH-MAJOR/POWER 5 VICTORIES

- | | | |
|------------|------------------|----------------|
| 3/19/2014 | at Oregon State | W, 96-92 |
| 12/7/2014 | at Virginia Tech | W, 68-66 |
| 11/14/2015 | at Georgetown | W, 82-80 (2ot) |
| 11/24/2015 | at Penn State | W, 86-74 |
| 11/14/2018 | at Notre Dame | W, 63-60 |
| 11/30/2018 | at No. 17 Texas | W, 62-59 |
| 11/19/2019 | at Northwestern | W, 67-56 |

NIT CANCELLED

- Following the 2020-21 season, the Radford Men's Basketball program was awarded its first-ever bid to the National Invitation Tournament (NIT). Unfortunately, the tournament was never played due to the ongoing pandemic
- It would've marked Radford's sixth postseason tournament appearance in program history and first major postseason tournament bid since the 2018 NCAA Tournament





DARRIS NICHOLS

HEAD COACH - 1st SEASON

CAREER RECORDS

Overall Record (All Games): 1-0
 Big South Games (regular season): 0-0
 Big South Tournament: 0-0
 At the Dedmon Center: 1-0
 On The Road: 0-0
 Neutral Site Games: 0-0

BIO INFORMATION

Hometown: Radford, Va.
 Wife: Courtnie Nichols
 Education: West Virginia ('14)

FULL BIO

Darris Nichols was named Radford University's eighth men's basketball head coach on April 21, 2021. A Radford, Va., native, Nichols has spent the last six seasons as an assistant coach at the University of Florida.

"Darris Nichols is a star," Lineburg said. "He was an outstanding student-athlete at Radford High School and at West Virginia University. He has climbed the ranks as an assistant coach all the way to the University of Florida in the SEC. At each stop, he has made a tremendous impact. He has played for and worked with some of America's best basketball coaches, which is so important. He is prepared and ready for this moment, and we are thrilled to welcome him home."

"With additional coaching experience at Northern Kentucky, Louisiana Tech and now Florida, Darris has made his mark on both the players he has coached and the programs he has been a part of. His success speaks for itself." President Dr. Brian O Hemphill stated. "What makes Darris unique is his story. As one of ESPN's top 40 coaches under 40, his story is one of hard work and persistence with a continued focus on family. He is someone who never lost sight of where he came from and the Nichols family values, which were instilled in him at an early age."

While at Florida he helped coach the Gators to a 123-75 record that included four straight 20-win seasons. Nichols and the Gators also tallied four straight NCAA Tournament bids.

The 2016-17 season was one of the best, while Nichols was at UF. Florida earned a 27-9 record and reached the Elite Eight of the NCAA Tournament. The Gators finished second in the SEC with a 14-4 record, matching the second-most conference wins in team history. Florida climbed as high as 12th nationally in both the AP and coaches polls and hit No. 3 in RPI and KenPom rankings.

Nichols, a member of Coaches 4 Change, garnered a spot in ESPN.com's 40 Under 40 in the summer of 2020,

rated #17 on the national list that included both head coaches and assistant coaches. He was also rated the #2 assistant coach in the SEC in a Stadium poll of coaches around the league. He has coached three future NBA players at Florida in Dorian Finney-Smith, Devin Robinson and Chris Chiozza.

Prior to his six-year (2015-21) stint at Florida, he was an assistant at Louisiana Tech coaching under Mike White during the 2014-15 season. He helped guide Louisiana Tech to the 2015 Conference USA championship as guard Kenneth "Speedy" Smith garnered C-USA Player of the Year and AP All-American honors. The Bulldogs went 27-9 on the season and advanced to the NIT quarterfinals. The 2014-15 season also produced a 15-3 conference mark and a perfect 17-0 home record.

In one season at Wofford (2013-14), Nichols helped guide the Terriers, who were picked to finish sixth in the league by the coaches, to a 20-win season and a Southern Conference Tournament championship, earning an automatic bid to the NCAA Tournament. In that NCAA Tournament game, Nichols was on the opposite bench from his former head coach, as Beilein's Michigan team topped the 15-seed Wofford. The Terriers finished 20-13, including 11-5 on the SoCon.

Prior to joining Wofford, he spent two seasons as an assistant coach at Northern Kentucky where he helped transition the Norse from Division II to Division I. In 2012-13, Nichols was the defensive coordinator, and the squad ranked second in the Atlantic Sun in scoring defense, while also being two wins shy of tying the record for most ever by a Division I transitional team. In the process, Nichols developed Eshaunte Jones who was named Atlantic Sun all-conference first team. The team finished with an 11-16 mark, including 9-9 in the A-Sun.

In his first year at Northern Kentucky, the team went 23-7, tying the school record for best start in school history (13-0) along the way and participated in the Division II Tournament. The guards, coached by Nichols, led the GLVC conference in 3-point field goal percentage and 3-point field goals made.

Nichols shined as a player in the Big East. A four-year letterwinner at West Virginia under Bob Huggins and John Beilein, Nichols helped the Mountaineers to a 26-11 record and a trip to the 2008 NCAA Sweet 16 his senior season. He scored 993 career points and dished 399 assists, while shooting at a .375 clip from 3-point range. He averaged 10.7 points per game, as well as 3.2 assists per game, as a senior on the way to WVU's Sweet 16 run. He was also a member of the 2007 NIT Championship, 2006 Sweet 16 and 2005 Elite Eight teams and finished his collegiate career as a top five most winningest player in Mountaineer history.

As a junior in 2007, Nichols dished out 4.6 assists per contest and averaged 10.9 points per game as WVU posted a 27-9 record. He led the Big East in assist-to-turnover ratio and was named to the NIT All-Tournament Team. The team reached the NIT final thanks to Nichols' game-winning 3-pointer in the semifinals versus Mississippi State.

Nichols was also twice a recipient of the Big East Academic All-Star and Sportsmanship Award and earned the 2008 Fred Schaus Captain Award for WVU intercollegiate athletics.

After graduation, he played professionally overseas with Atomeromu SE Paks of the Hungarian League's A Division. He returned to his alma mater for one season, working with the basketball staff throughout the season and coordinating summer basketball camps.

Nichols earned his bachelor's degree from West Virginia University in sociology and is married to the former Courtnie McKinney.

WHAT THEY'RE SAYING ABOUT DARRIS NICHOLS....

"Darris is many things. A former great player, a leader, a great teammate, an old soul, a consistent grinder, an ethical worker, a commanding presence on the court and an awesome human being. It's a big-time hire by Radford! He's more than ready to come home."

– Mike White, Florida Men's Basketball Head Coach

"Congratulations to Darris. I'm extremely proud of him. I've always known he was going to be a head coach, basically when he knew all the sets better than I did. I want to wish him good luck, and I'm hoping he'll come to Morgantown and see us, along with his team."

– Bob Huggins, West Virginia Men's Basketball Head Coach

Darris Nichols is a lot of things. He is a wonderful man. He is an excellent basketball coach and will be a terrific ambassador, not only for Radford University basketball but for Radford University as a whole. I've known Darris for many years. I've had the opportunity to work with him back in 2014. His mother and father are exceptional people. I know he's thrilled to have the opportunity to be a Division I men's basketball head coach and do it in a city that he's very familiar with. I'm happy for him and for Radford University. He's going to do an excellent job, and I look forward to following his progress."

– Mike Young, Virginia Tech Men's Basketball Head Coach

"Darris Nichols is a rising star in the world of coaching college basketball. We have remained in close contact from the time he played for us at WVU. He has always had a thirst to learn the game and was one of the smartest players I ever coached. His recruiting skills are exceptional, and he will bring the right people to Radford. Darris really knows the game and how to develop talent too. Student-athletes will love playing for him as well. This is a great match for both Radford University and Darris, and I look forward to following all his success in the years to come."

– John Beilein, Former Richmond, WVU, Michigan, and Cleveland Cavaliers Basketball Head Coach




DARRIS NICHOLS COACHING HISTORY

ON THE BENCH

DARRIS NICHOLS YEAR-BY-YEAR SEASON TOTALS

Season	School	Overall	Conference	Role	Postseason
2011-12	Northern Kentucky			Assistant Coach	
2012-13	Northern Kentucky			Assistant Coach	
2013-14	Wofford			Assistant Coach	
2014-15	Louisiana Tech			Assistant Coach	
2015-16	Florida			Assistant Coach	
2016-17	Florida			Assistant Coach	
2017-18	Florida			Assistant Coach	
2018-19	Florida			Assistant Coach	
2019-20	Florida			Assistant Coach	
2020-21	Florida			Assistant Coach	
2021-22	Radford	1-0	0-0	Head Coach	
Overall		1-0	0-0		



SHANE NICHOLS

Assistant Coach
First Season

- Older brother of Darris Nichols and also a native of Radford, Va./Radford HS grad
- Was an assistant coach at Murray state from 2015-2021
- Helped the Racers win three straight OVC regular season titles (2017-18, 2018-19, 2019-20) and two OVC Tournament titles (2017-18, 2018-19)

- Coached current star for the Memphis Grizzlies, Ja Morant
- Was inducted into the Radford High School Hall of Fame with his brother, Darris, on October 2, 2021
- Played college basketball at Wofford



TIM PEETE

Assistant Coach
First Season

- Was an assistant coach at Missouri Western State University for the 2020-21 season
- Worked as the Director of Player Development for Wes Miller at UIC in 2019-20
- Spent 2018-19 at Cipola College as an assistant coach
- Played college ball at Tulsa, where he played 129

career games and graduated with a degree in business management in 2014



JAMES HARING

Assistant Coach
First Season

- Was most recently the Director of Basketball Operations at Dayton from 2019-2021
- Served as the Coordinator of Basketball Operations at Jacksonville State from 2017-2019
- Was a four-year team manager for Bob Huggin's West Virginia Mountaineers

- Graduated from WVU in 2014 with a degree in sport management



JAREN MARINO

Director of Operations
Fourth Season

- Fourth season at Radford
- Promoted from volunteer to primary DOBO after 2018-19 season
- Was in charge of the strength and condition program and prepared scouting reports for games at Louisburg College
- Also helped with player development and assisted in

travel coordination

- Played at West Virginia Tech from 2011 to 2015 where he was named All-Conference twice



SAFET KASTRAT

Dir. of Player Development
First Season

- Was a special assistant to the head coach at Rider University under Head Coach Kevin Baggett for the last two years
- Also coached boys' basketball at the Hun School of Princeton in Princeton, N.J.



JUSTIN COUSIN

Graduate Manager
First Season

- Played at Radford from 2013-18 and ranks seventh in program history with 127 games played
- Is the son of former Radford men's basketball player Rod Cousin
- Played professionally in New Zealand after graduating from Radford University





2021-22 TEAM STAT RANKS

Statistic	National Rank	Conference Rank	Value	National Leader	Value	Conference Leader	Value
3-pt Field Goal Attempts (281 ranked)	144	7	22	Loyola Chicago	46	Longwood	32
Assist Turnover Ratio (280 ranked)	179	8	0.82	Drexel	12.00	High Point	2.50
Assists Per Game (281 ranked)	105	7	14.0	Furman	34.0	Hampton	31.0
Blocked Shots Per Game (228 ranked)	228	9	1.0	Northern Ill.	14.0	High Point	11.0
Defensive Rebounds per Game (281 ranked)	108	7	28.00	Bryant	53.00	Charleston So.	39.00
Fewest Fouls (281 ranked)	188	7	19	Arkansas	6	Campbell	13
				North Dakota St.	6	UNC Asheville	13
Fewest Turnovers (281 ranked)	218	10	17	Drexel	2	N.C. A&T	5
Field-Goal Percentage (281 ranked)	32	4	55.4	St. John's (NY)	69.2	Campbell	59.6
Field-Goal Percentage Defense (281 ranked)	225	9	47.4	Montana	22.2	Hampton	27.7
Free Throw Attempts (281 ranked)	129	7	19	Charleston So.	39	Charleston So.	39
Free Throws Made (276 ranked)	162	8	11	Lipscomb	31	Charleston So.	27
Free-Throw Percentage (281 ranked)	221	10	57.9	5 teams tied	100.0	Presbyterian	80.0
Offensive Rebounds Per Game (276 ranked)	216	10	7.00	Washington	27.00	High Point	20.00
Personal Fouls Per Game (281 ranked)	188	7	19.0	Arkansas	6.0	Campbell	13.0
				North Dakota St.	6.0	UNC Asheville	13.0
Rebound Margin (281 ranked)	109	6	6.0	Southern Utah	36.0	Charleston So.	22.0
Scoring Defense (281 ranked)	172	7	72.0	Montana	27.0	Campbell	50.0
Scoring Margin (281 ranked)	110	6	12.0	Bryant	68.0	Hampton	50.0
Scoring Offense (281 ranked)	76	6	84.0	Bryant	122.0	Charleston So.	118.0
Steals Per Game (276 ranked)	61	3	10.0	Georgia St.	21.0	Hampton	16.0
Three Pt FG Defense (280 ranked)	132	3	29.6	Montana	5.0	Hampton	15.6
Three-Point Field Goals Per Game (280 ranked)	45	3	11.0	Furman	22.0	Winthrop	13.0
				VMI	22.0		
Three-Point Field-Goal Percentage (281 ranked)	12	2	50.0	UConn	61.5	UNC Asheville	52.6
Total 3-point FGM (280 ranked)	45	3	11	Furman	22	Winthrop	13
				VMI	22		
Total Assists (281 ranked)	105	7	14	Furman	34	Hampton	31
Total Blocks (228 ranked)	228	9	1	Northern Ill.	14	High Point	11
Total Rebounds (281 ranked)	175	8	35	Southern Utah	72	Charleston So.	58
Total Rebounds Per Game (281 ranked)	175	8	35.00	Southern Utah	72.00	Charleston So.	58.00
Total Steals (276 ranked)	61	3	10	Georgia St.	21	Hampton	16
Turnover Margin (258 ranked)	151	7	-1.0	Princeton	23.0	N.C. A&T	13.0
Turnovers Forced (278 ranked)	90	4	16.00	Morgan St.	36.00	Charleston So.	22.00
Turnovers Per Game (281 ranked)	218	10	17.0	Drexel	2.0	N.C. A&T	5.0
Won-Lost Percentage (172 ranked)	1	1	100.0	171 teams tied	100.0	6 teams tied	100.0

GAME-BY-GAME STARTERS

OPPONENT

	1	2	3	4	5
Emory & Henry	Xavier Lipscomb	Josiah Jeffers	Bryan Hart	Rashun Williams	Lewis Djonkam
at Virginia					
at Virginia Tech					
at Furman					
vs. Navy					
William & Mary					
Eastern Kentucky					
Kentucky Christian					
at West Virginia					
at James Madison					
at George Washington					
at Davidson					
at Akron					
at UMBC					
Averett					
at USC Upstate					
North Carolina A&T					
Longwood					
at Campbell					
Hampton					
UNC Asheville					
at High Point					
at Gardner-Webb					
Charleston Southern					
Presbyterian					
at Winthrop					
at Hampton					
Campbell					
High Point					
at Longwood					





2021-22 INDIVIDUAL STAT RANKS

Statistic	Player	National Conference		Value	National Leader	Value	Conference Leader		Value
		Rank	Rank				Value	Value	
3-pt Field Goal Attempts (331 ranked)	Dravon Mangum	210	7	6	Omar Silverio, Hofstra	15	Bryson Mozzone, USC Upstate	10	
	Camron McNeil	331	13	5					
	Rashun Williams	331	13	5					
Assist Turnover Ratio (334 ranked)	Xavier Lipscomb	40	5	4.00	Terrior Murdix, A&M-Corpus Christi	10.00	Pinky Wiley, Hampton	7.00	
	Bryan Hart	89	8	3.00					
Assists Per Game (291 ranked)	Xavier Lipscomb	159	11	4.0	Yuri Collins, Saint Louis	12.0	Russell Dean, Hampton	8.0	
	Bryan Hart	291	18	3.0	Jose Perez, Manhattan	12.0			
Blocked Shots Per Game (218 ranked)	Rashun Williams	218	11	1.00	Chet Holmgren, Gonzaga	7.00	Zach Austin, High Point	4.00	
				7.00	Osun Osunniyi, St. Bonaventure	7.00			
Defensive Rebounds per Game (278 ranked)					Baylor Scheierman, South Dakota St.	14.00	Marcus Watson, N.C. A&T	8.00	
Double Doubles (1 ranked)					85 players tied		1 Dajour Dickens, Hampton	1	
							Emmanuel Izunabor, High Point	1	
Field-Goal Percentage (331 ranked)	Rashun Williams	183	8	62.5	19 players tied	100.0	Leslie Nkereuwem, Longwood	88.9	
	Dravon Mangum	278	12	55.6					
Free Throw Attempts (321 ranked)	Josiah Jeffers	86	5	7	Terrell Burden, Kennesaw St.	19	Sean Price, Charleston So.	11	
	Camron McNeil	248	12	5					
Free Throws Made (322 ranked)	Josiah Jeffers	104	5	5	Jacob Ognacevic, Lipscomb	17	Kalib Clinton, Charleston So.	7	
	Camron McNeil	322	15	3					
Free-Throw Percentage (263 ranked)					164 players tied	100.0	9 players tied	100.0	
Minutes Per Game (350 ranked)					Zach Cooks, Hofstra	45:00	Rayshon Harrison, Presbyterian	36:38	
Offensive Rebounds Per Game (303 ranked)	Shaquan Jules	136	7	3.00	Nate Roberts, Washington	12.00	Emmanuel Izunabor, High Point	5.00	
				2.00	Oscar Tshiebwe, Kentucky	12.00	Justin Whatley, N.C. A&T	5.00	
Points Per Game (309 ranked)	Camron McNeil	191	7	17.0	KJ Williams, Murray St.	32.0	D.J. Burns Jr., Winthrop	30.0	
Rebounds Per Game (254 ranked)					Nate Roberts, Washington	19.0	Dajour Dickens, Hampton	11.0	
					Oscar Tshiebwe, Kentucky	19.0			
Steals Per Game (215 ranked)	Xavier Lipscomb	25	1	4.00	Jacob Gilyard, Richmond	7.00	4 players tied	4.00	
	Josiah Jeffers	59	5	3.00	JD Notae, Arkansas	7.00			
Three-Point Field Goals Per Game (251 ranked)	Dravon Mangum	113	6	3.00	Darius Days, LSU	8.00	Marquis Godwin, Hampton	5.00	
	Rashun Williams	113	6	3.00	Jason Roche, The Citadel	8.00	John-Michael Wright, High Point	5.00	
	Bryan Hart	251	12	2.00					
	Camron McNeil	251	12	2.00					
Three-Point Field-Goal Percentage (250 ranked)	Rashun Williams	76	5	60.0	19 players tied	100.0	Cory Hightower, Winthrop	75.0	
	Dravon Mangum	131	8	50.0					
Total 3-point FGM (251 ranked)	Dravon Mangum	113	6	3	Darius Days, LSU	8	Marquis Godwin, Hampton	5	
	Rashun Williams	113	6	3	Jason Roche, The Citadel	8	John-Michael Wright, High Point	5	
	Bryan Hart	251	12	2					
	Camron McNeil	251	12	2					
Total Assists (291 ranked)	Xavier Lipscomb	159	11	4	Yuri Collins, Saint Louis	12	Russell Dean, Hampton	8	
	Bryan Hart	291	18	3	Jose Perez, Manhattan	12			
Total Blocks (218 ranked)	Rashun Williams	218	11	1	Chet Holmgren, Gonzaga	7	Zach Austin, High Point	4	
					Osun Osunniyi, St. Bonaventure	7			
Total Field Goal Attempts (321 ranked)	Camron McNeil	230	12	12	Tyler Thomas, Sacred Heart	27	D.J. Burns Jr., Winthrop	17	
Total Field Goals Made (188 ranked)	Camron McNeil	188	10	6	D.J. Burns Jr., Winthrop	13	D.J. Burns Jr., Winthrop	13	
					Josip Vrankic, Santa Clara	13			
Total Minutes (350 ranked)					Zach Cooks, Hofstra	45:00	Rayshon Harrison, Presbyterian	36:38	
Total Points (309 ranked)	Camron McNeil	191	7	17	KJ Williams, Murray St.	32	D.J. Burns Jr., Winthrop	30	
Total Rebounds (254 ranked)					Nate Roberts, Washington	19	Dajour Dickens, Hampton	11	
					Oscar Tshiebwe, Kentucky	19			
Total Steals (215 ranked)	Xavier Lipscomb	25	1	4	Jacob Gilyard, Richmond	7	4 players tied	4	
	Josiah Jeffers	59	5	3	JD Notae, Arkansas	7			
Triple Doubles (0 ranked)									

2020-21 BIG SOUTH STANDINGS (FINAL STANDINGS)

WEEKLY HONORS

TEAM	BSC	Pct.	ALL	Pct.	H	A	N	Streak
Winthrop	17-1	0.944	20-1	0.952	8-1	10-0	2-0	W4
Radford	12-6	0.667	14-11	0.560	8-4	6-6	0-1	W1
Campbell	11-6	0.647	15-9	0.625	8-3	5-6	2-0	W7
UNC Asheville	9-5	0.643	10-9	0.526	6-3	4-6	0-0	W1
Longwood	10-10	0.500	11-15	0.423	8-5	3-10	0-0	L1
Gardner-Webb	10-10	0.500	11-14	0.440	7-4	4-10	0-0	W3
Hampton	9-9	0.500	11-13	0.458	5-7	6-6	0-0	W2
High Point	6-11	0.353	9-14	0.391	5-5	4-9	0-0	W1
USC Upstate	5-11	0.313	5-17	0.227	3-8	2-9	0-0	L1
Presbyterian	5-12	0.294	7-14	0.333	5-6	2-8	0-0	L2
Charleston Southern	2-15	0.118	3-18	0.143	1-9	2-8	0-1	W1

N/A



THE LAST TIME...

LAST TIME RADFORD...

Won by 20-29:	vs. Mount Aloysius (74-51) (2/24/21)
Won by 30-39:	vs. USC Upstate (102-66) (2/5/21)
Won by 40+:	vs. Mars Hill (98-50) (12/9/20)
Won by 50+:	vs. Bridgewater College (91-40) (11/12/19)
Lost by 20-29:	vs. Duquesne (71-49) (12/14/19)
Lost by 30-39:	at UNCW (64-100) (12/17/16)
Lost by 40+:	at North Carolina (50-95) (12/4/16)
Won a 1-point game:	vs. JMU (69-68) (11/25/17)
Lost a 1-point game:	at Charleston Southern (52-53) (2/16/19)
Won in OT:	at Campbell (97-91 - 30T) (1/19/21)
Won in OT at home:	vs. Charleston Southern (77-74) (2/1/20)
Won in OT on the road:	at Campbell (97-91 - 30T) (1/19/21)
Won in OT at neutral site:	vs. UC Davis (72-62, OT) (12/23/17) Las Vegas, Nev.
Lost in OT:	at UNC Asheville (68-76) (1/24/21)
Lost in OT at home:	vs. Charleston Southern (81-84) (1/27/18)
Lost in OT on the road:	at UNC Asheville (68-76) (1/24/21)
Lost in OT at neutral site:	Winthrop (58-60, OT) (3/5/13) Conway, S.C.
Played in multiple OTs:	at Campbell (97-91 - 30T) (1/19/21)
Scored less than 50:	vs. Gardner-Webb (49-77) (2/18/21)
Scored less than 40:	at Clemson (38-70) (11/30/1998)
Allowed less than 50:	Charleston So. (68-48) (1/10/21)

Scored 90-99:	at Campbell (97-91 - 30T) (1/19/21)
Scored 100+:	vs. USC Upstate (102-66) (2/5/21)
Allowed 100+:	at UNCW (64-100) (12/17/16)
Won when scoring <50:	at Winthrop (47-46, OT) (1/18/88)
Lost when scoring 75+:	Hampton (78-86) (3/6/20)
Scored 50+ in first half:	vs. USC Upstate (50) (2/5/21)
Scored 50+ in second half:	vs. USC Upstate (52) (2/5/21)
Overcame double-digit deficit:	(16 points) at Campbell (97-91)(1/19/21)
Held 10+ lead and lost:	(17) at UNC Asheville (68-76)(1/24/21)
2+ players with 20+ points:	at Maryland (12/29/18) Travis Fields Jr. (22) and Carlík Jones (20)
5+ players in double figures:	at Campbell (1/19/21) Jeffers (15), Walker (10), Mangum (16), Ali (12), Djonkam (15), Jules (14)
Shot .500-.599 from field:	vs. Mount Aloysius (.529, 27-51) (2/24/21)
Shot .600+ from field:	at Presbyterian (.605, 26-43) (12/30/20)
Shot under .300 from field:	vs. GWU (.298, 14-47) (2/18/21)
Did not make a 3-pointer:	Emory & Henry (0-15) (11/3/10)
Made 15+ 3-pointers:	Mississippi State (15) (12/18/19)
Made 25+ free throws:	Longwood (29) (1/5/19)
Corralled 50+ rebounds:	vs. Mars Hill (50) (12/9/20)
Had 20+ assists:	vs. Mars Hill (25) (12/9/20)
Had 12+ steals:	at Winthrop (16) (1/3/18)
Blocked 10+ shots:	Siena (10) (12/19/14)
Committed 20+ turnovers:	at UNC Asheville (23) (1/24/21)

Committed < 10 turnovers:	vs. USC Upstate (9) (2/5/21)
Forced 20+ turnovers:	vs. Bridgewater College (22) (11/12/19)
Led from tip to final horn:	vs. Hampton (67-52) (3/1/21)
Defeated a ranked opponent:	at #17 Texas (62-59) (11/30/18)
Won 10-14 in a row:	10 wins (2019-20) (1/25/20-2/29/20)
Won 15+ in a row:	19 wins (1978-79) (12/8/78-2/1/79)

LAST TIME A RADFORD PLAYER...

Scored 30+:	Carlík Jones (33) vs. Hampton (3/6/20)
Scored 20-29:	Fah'Mir Ali (20) at Charleston Southern (1/10/21)
Posted a double-double:	Shaquan Jules (15 pts, 10 reb) vs. Hampton (3/1/21)
Led team in pts, rebs, asts:	Carlík Jones (20, 10r, 3a) vs. Winthrop (1/20/20)
Made 10+ field goals:	Carlík Jones (13-of-20) vs. Charleston Southern (2/1/20)
Made 5+ 3-pointers:	Quinton Morton-Robertson (5) vs. USC Upstate (2/5/21)
Made 10+ free throws:	Carlík Jones (10) vs. High Point (1/4/20)
Had 15+ rebounds:	Ed Polite Jr. (15) at Charleston Southern (2/16/19)
Had 10-14 rebounds:	Shaquan Jules (10) vs. Hampton (3/1/21)
Shot 100% from FT line:	Carlík Jones (10-for-10) (min. 10 attempts) High Point (1/4/19)
Shot 100% from field:	Shaquan Jules (7-for-7) (min. 5 attempts) vs. Mount Aloysius (2/24/21)
Had 8+ assists:	Fah'Mir Ali (8) vs. Mount Aloysius (2/24/21)
Had 5+ steals:	Xavier Lipscomb (5) vs. Winthrop (2/12/20)
Had 4+ blocks:	Mawdo Sallah (4) vs. Davis & Elkins (11/6/18)
Hit a GW buzzer-beater:	Carlík Jones 3-pointer (101-98) at Hampton (2/7/19)





SEASON BREAKDOWN

RADFORD'S RECORD WHEN...

Overall	21-22	1-0
Big South		0-0
At home		1-0
On the road		0-0
At neutral sites		0-0
After a win		0-0
After a loss		0-0
In overtime		0-0
vs. ranked opponents		0-0
Winning the opening tip		1-0
Losing the opening tip		0-0
Decided by 3 points or less		0-0
Decided by 4-5 points		0-0
Decided by 6-10 points		0-0
Decided by 11-20 points		1-0
Decided by 21+ points		0-0
Leading at half		1-0
Tied at half		0-0
Trailing at half		0-0
RAD shoots 40% or better		1-0
RAD shoots less than 40%		0-0
RAD out-shoots opponent		1-0
Opp. out-shoots RAD		0-0
Opp. shoots 40% or better		1-0
Opp. shoots less than 40%		0-0
RAD out-rebounds opponent		1-0
Opp. out-rebounds RAD		0-0
Rebounds are tied		0-0
RAD has more FT attempts		1-0
Opp. has more FT attempts		0-0
RAD makes more 3-pointers		1-0
Opp. makes more 3-pointers		0-0
RAD wins turnover battle		0-0
Opp. wins turnover battle		1-0
Turnovers are tied		0-0
RAD scores 100+		0-0
RAD scores 80-99 points		1-0
RAD scores 70-79 points		0-0
RAD scores 60-69 points		0-0
RAD scores 50-59 points		0-0
RAD scores < 50 points		0-0
Opp. scores > 99 points		0-0
Opp. scores 80-99 points		0-0
Opp. scores 70-79 points		1-0
Opp. scores 60-69 points		0-0
Opp. scores 50-59 points		0-0
Opp. scores < 50 points		0-0
Playing on Monday		0-0
Playing on Tuesday		1-0
Playing on Wednesday		0-0
Playing on Thursday		0-0
Playing on Friday		0-0
Playing on Saturday		0-0
Playing on Sunday		0-0
In November		1-0
In December		0-0
In January		0-0
In February		0-0
In March		0-0
Playing during the day		0-0
Playing at night		1-0
Wearing White		1-0
Wearing Red		0-0
Wearing Gray		0-0

Starting Lineups (listed in order of positions, 1-5)

W-L
1-0 | Lipscomb, Jeffers, Hart, Williams, Djonkam

Margin of Victory/Defeat

	1	2	3	4	5	6	7	8	9	10	11-15	16-19	20-24	25+
Wins	-	-	-	-	-	-	-	-	-	-	1	-	-	-
Losses	-	-	-	-	-	-	-	-	-	-	-	-	-	-

Most First Half Points

Radford	-	-
Opponents	-	-

Most Second Half Points

Radford	-	-
Opponents	-	-

Fewest First Half Points

Radford	-	-
Opponents	-	-

Fewest Second Half Points

Radford	-	-
Opponents	-	-

Largest Halftime Lead

Radford	-	-
Opponents	-	-

Largest Margin of Victory

Radford	-	-
Opponents	-	-

MISCELLANEOUS

How 1st Points Were Scored

Layup	-
3-pointer	1
Jumper	-
Dunk	-
Free Throw	-
Tip-in	-

Scored RAD's 1st Points

Bryan Hart	1
------------	---

First Off RAD Bench^

Cam McNeil	1
<i>^Includes multiple players per game</i>	

Points Leaders^

Cam McNeil	1
<i>^Includes multiple players per game</i>	

Rebounds Leaders^

Shaq Jules	1
<i>^Includes multiple players per game</i>	

Assists Leaders^

Xavier Lipscomb	1
<i>^Includes multiple players per game</i>	

Steals Leaders

Xavier Lipscomb	1
-----------------	---

Blocks Leaders^

Rashun Williams	1
<i>^Includes multiple players per game</i>	

10+ Points^

Cam McNeil	1
Rashun Williams	1
Dravon Mangum	1
Josiah Jeffers	1
Bryan Hart	-
<i>^Includes multiple players per game</i>	

20+ Points

-	-
---	---

30+ Points

-	-
---	---

10+ Rebounds

-	-
---	---

15+ Rebounds

-	-
---	---

20+ Rebounds

-	-
---	---

5+ Assists

-	-
---	---

10+ Assists

-	-
---	---

5+ Steals

-	-
---	---

5+ Blocks

-	-
---	---

Double-Doubles Sea Car

-	-
---	---

Games Started Sea Car

Xavier Lipscomb	1	18
Josiah Jeffers	1	8
Bryan Hart	1	26
Rashun Williams	1	8
Lewis Djonkam	1	33

**Starts only at Radford*



2021-22 COMBINED STATS

Game Records

Record	Overall	Home	Away	Neutral
ALL GAMES	1-0	1-0	0-0	0-0
CONFERENCE	0-0	0-0	0-0	0-0
NON-CONFERENCE	1-0	1-0	0-0	0-0

Score by Periods

Team	1st	2nd	OT	TOT
Radford	45	39	0	84
Opponents	29	43	0	72

Team Box Score

No.	Player				Total		3-Point		F-Throw		Rebounds											
		GP-GS	MIN	AVG	FG-FGA	FG%	3FG-3FGA	3FG%	FT-FTA	FT%	OFF	DEF	TOT	AVG	PF	DQ	A	TO	BLK	STL	PTS	AVG
11	MCNEIL, Camron	1-0	22:19	22.3	6-12	.500	2-5	.400	3-5	.600	0	4	4	4.0	3	0	2	4	0	0	17	17.0
5	WILLIAMS, Rashun	1-1	26:41	26.7	5-8	.625	3-5	.600	0-0	.000	1	3	4	4.0	3	0	1	2	1	0	13	13.0
20	MANGUM, Dravon	1-0	21:16	21.3	5-9	.556	3-6	.500	0-0	.000	0	1	1	1.0	0	0	0	1	0	1	13	13.0
2	JEFFERS, Josiah	1-1	23:14	23.2	3-5	.600	0-1	.000	5-7	.714	0	2	2	2.0	2	0	2	3	0	3	11	11.0
15	HART, Bryan	1-1	23:53	23.9	4-7	.571	2-4	.500	0-0	.000	0	3	3	3.0	4	0	3	1	0	1	10	10.0
13	JULES, Shaquan	1-0	13:56	13.9	3-3	1.000	0-0	.000	1-2	.500	3	3	6	6.0	2	0	1	1	0	0	7	7.0
45	LIPSCOMB, Xavier	1-1	28:23	28.4	2-6	.333	1-1	1.000	0-0	.000	0	3	3	3.0	0	0	4	1	0	4	5	5.0
14	WALKER, Chryee	1-0	04:51	4.9	1-2	.500	0-0	.000	0-0	.000	0	0	0	0.0	1	0	0	0	0	0	2	2.0
3	JOSEPH, Tai'Reon	1-0	08:43	8.7	0-1	.000	0-0	.000	2-2	1.000	0	0	0	0.0	0	0	0	1	0	1	2	2.0
22	DJONKAM, Lewis	1-1	17:33	17.5	1-2	.500	0-0	.000	0-3	.000	1	4	5	5.0	4	0	1	1	0	0	2	2.0
24	STAPLETON, Artese	1-0	09:11	9.2	1-1	1.000	0-0	.000	0-0	.000	0	2	2	2.0	0	0	0	2	0	0	2	2.0
Team											2	3	5									
Total		1	200		31-56	.554	11-22	.500	11-19	.579	7	28	35	35.0	19	0	14	17	1	10	84	84.0
Opponents		1	200		27-57	.474	8-27	.296	10-18	.556	6	23	29	29.0	23	0	15	16	3	11	72	72.0

Team Statistics

	RAD	OPP
Scoring	84	72
Points per game	84.0	72.0
Scoring margin	+12.0	-
Field goals-att	31-56	27-57
Field goal pct	.554	.474
3 point fg-att	11-22	8-27
3-point FG pct	.500	.296
3-pt FG made per game	11.0	8.0
Free throws-att	11-19	10-18
Free throw pct	.579	.556
F-Throws made per game	11.0	10.0
Rebounds	35	29
Rebounds per game	35.0	29.0
Rebounding margin	+6.0	-
Assists	14	15
Assists per game	14.0	15.0
Turnovers	17	16
Turnovers per game	17.0	16.0
Turnover margin	-1.0	-
Assist/turnover ratio	0.8	0.9
Steals	10	11
Steals per game	10.0	11.0
Blocks	1	3
Blocks per game	1.0	3.0
Winning streak	1	-
Home win streak	1	-
Attendance	1782	0
Home games-Avg/Game	1-1782	0-0
Neutral site-Avg/Game	-	0-0

Team Results

Date	Opponent		Score	Att.
11/09/2021	Emory & Henry	W	84-72	1782



4 DERRICK JONES, JR.

Freshman :: Guard :: 6-6 :: 170
Charlottesville, Va. :: Blue Ridge HS



SINGLE-GAME HIGHS

PLAYER NOTES

- Jones recently finished up high school playing at both Albemarle and Blue Ridge High School
- He earned multiple awards in 2019 including Player of the Week (twice), first team all-region, and second team all-state
- While playing for Blue Ridge he won two state championships in the VIC (B) region his junior and senior years with the team posting an incredible 50-5 overall record over those two seasons
- During the 2021 season he was named Virginia State Tournament MVP after averaging 19.5 points, 1.6 assists, 8.5 rebounds, and 2 steals per game during the tournament.
- Was a multi-sport athlete also competing in cross country, track and field, baseball, and tennis. In 2021 he was a state champion in the high jump event.

2021-22 GAME-BY-GAME & AVERAGES

CAREER STATISTICS



5 RASHUN WILLIAMS

Junior :: Forward :: 6-7 :: 220
Arlington, Ga. :: South Florida



SINGLE-GAME HIGHS

Statistic	Value	
Points	14	vs Florida Col. 02/19/19
Rebounds	7	at Memphis 02/08/20
Assists	4	vs Alcorn 12/21/18
Steals	2	4 times
Blocks	2	vs IUPUI 11/13/19
FG Made	5	vs Florida Col. 02/19/19, vs Emory & Henry 11/09/21
FG Attempts	10	vs Florida Col. 02/19/19
3FG Made	3	vs Emory & Henry 11/09/21
3FG Attempts	6	vs Wichita St. 03/12/21
FT Made	2	9 times
FT Attempts	6	at Houston 01/26/20

PLAYER NOTES

- Transferred to Radford from South Florida prior to the 2021-22 season
- Made his Highlander debut against Emory & Henry (11/9/21)
- Appeared in 19 games while starting in four last season at USF
- Averaged 3.3 points and 2.2 rebounds per game
- Started the season with a season-high best nine points against Florida College while grabbing five rebounds
- Finished the season strong with another big performance with six rebounds and eight points in the American Conference semifinals against Wichita State

2021-22 GAME-BY-GAME & AVERAGES

CAREER STATISTICS

SEASON	TEAM	GP-GS	MIN/AVG	Field Goals		3-Point		F-Throws		Rebounds				Scoring						
				FG-FGA	FG%	3FG-3FGA	3FG%	FT-FTA	FT%	OFF	DEF	TOT	AVG	PF-FO	A	TO	BLK	STL	PTS	AVG
2018-19	USF	16-0	128/8.0	13-35	.371	4-17	.235	4-4	1.000	5	15	20	1.3	7-0	10	5	3	1	34	2.1
2019-20	USF	27-3	374/13.8	31-73	.425	11-36	.306	11-29	.379	33	31	64	2.4	38-0	4	22	6	10	84	3.1
2020-21	USF	19-4	242/12.7	20-62	.323	14-45	.311	8-11	.727	19	22	41	2.2	17-0	5	8	2	5	62	3.3
2021-22	Rad	1-1	27/26.7	5-8	.625	3-5	.600	0-0	.000	1	3	4	4.0	3-0	1	2	1	0	13	13.0
TOTAL FOR Rad		1-1	27/26.7	5-8	.625	3-5	.600	0-0	.000	1	3	4	4.0	3-0	1	2	1	0	13	13.0
TOTAL		63-8	770/12.2	69-178	.388	32-103	.311	23-44	.523	58	71	129	2.0	65-0	20	37	12	16	193	3.1



10 JOSHUA WALKER

Sophomore :: Forward :: 6-7 :: 200
Upper Marlboro, Md. :: Riverside Batpist HS



SINGLE-GAME HIGHS

Statistic	Value	
Points	3	vs USC Upstate 02/05/21
Rebounds	1	at Charleston So. 01/10/21
FG Made	1	vs USC Upstate 02/05/21
FG Attempts	1	vs USC Upstate 02/05/21
FT Made	1	vs USC Upstate 02/05/21
FT Attempts	1	vs USC Upstate 02/05/21

PLAYER NOTES

- Appeared in two games for the Highlanders as a freshman
- Totaled four minutes in the two games
- Notched his first career field goal with an and-one in the closing minutes against USC Upstate
- Pulled down one rebound at Charleston Southern
- Played at DeMatha (2016-19) and Riverdale Baptist (2019-20) High Schools, both in Maryland
- Played as both a power forward and center
- Helped lead DeMatha to the state semifinals in 2019
- Multi-sport athlete who also competed in track and field, helping lead DeMatha to a state championship in outdoor track in 2019.

2021-22 GAME-BY-GAME & AVERAGES

CAREER STATISTICS

SEASON	TEAM	GP-GS	MIN/AVG	Field Goals		3-Point		F-Throws		Rebounds				Scoring						
				FG-FGA	FG%	3FG-3FGA	3FG%	FT-FTA	FT%	OFF	DEF	TOT	AVG	PF-FO	A	TO	BLK	STL	PTS	AVG
2020-21	Rad	2-0	4/2.1	1-1	1.000	0-0	.000	1-1	1.000	0	1	1	0.5	0-0	0	0	0	0	3	1.5
TOTAL		2-0	4/2.1	1-1	1.000	0-0	.000	1-1	1.000	0	1	1	0.5	0-0	0	0	0	0	3	1.5



11 CAMRON MCNEIL

Sophomore :: Guard :: 6-5 :: 185
 Raleigh, N.C :: Spartanburg Methodist College



SINGLE-GAME HIGHS

Statistic	Value	
Points	17	vs Emory & Henry 11/09/21
Rebounds	4	vs Emory & Henry 11/09/21
Assists	2	vs Emory & Henry 11/09/21
FG Made	6	vs Emory & Henry 11/09/21
FG Attempts	12	vs Emory & Henry 11/09/21
3FG Made	2	vs Emory & Henry 11/09/21
3FG Attempts	5	vs Emory & Henry 11/09/21
FT Made	3	vs Emory & Henry 11/09/21
FT Attempts	5	vs Emory & Henry 11/09/21

PLAYER NOTES

- Transferred to Radford from Spartanburg Methodist College
- Made his Highlander debut against Emory & Henry (Nov. 10, 2021)
- Dropped 17 points in his first Division I game
- Played at Spartanburg Methodist College for one season where he averaged 18.2 points, 6.6 rebounds, and 4.3 assists per game
- He was also named Player of the Week once for the week of March 29th
- McNeil was a consistent shooter all season long finishing at 46.1% from the field, 38.7% from three, and an 81.6% free throw percentage

2021-22 GAME-BY-GAME & AVERAGES

CAREER STATISTICS

SEASON	TEAM	GP-GS	MIN/AVG	Field Goals		3-Point		F-Throws		Rebounds				Scoring						
				FG-FGA	FG%	3FG-3FGA	3FG%	FT-FTA	FT%	OFF	DEF	TOT	AVG	PF	FO	A	TO	BLK	STL	PTS
2021-22	Rad	1-0	22/22.3	6-12	.500	2-5	.400	3-5	.600	0	4	4	4.0	3-0	2	4	0	0	17	17.0
TOTAL		1-0	22/22.3	6-12	.500	2-5	.400	3-5	.600	0	4	4	4.0	3-0	2	4	0	0	17	17.0



12 AUSTIN BROWN

Senior :: Guard :: 6-2 :: 180
Christiansburg, Va. :: Christiansburg HS



SINGLE-GAME HIGHS

PLAYER NOTES

- Made the team through walk-on tryouts prior to the 2021-22 season
- Played previously at Guilford College before becoming a student at Radford University
- Native of Christiansburg, Va. which is located approximately 10 minutes from Radford, Va.

2021-22 GAME-BY-GAME & AVERAGES

CAREER STATISTICS



13 SHAQUAN JULES

Junior :: Forward :: 6-7 :: 235
Orlando, Fla. :: Windermere Prep / USC Aiken



SINGLE-GAME HIGHS

Statistic	Value	
Points	23	vs Young Harris 02/15/20, vs Columbus St. 03/04/20
Rebounds	11	vs Paine 11/25/19
Assists	4	vs Columbus St. 03/04/20
Steals	3	at Georgia College 01/04/20
Blocks	3	4 times
FG Made	9	at Georgia College 12/19/18
FG Attempts	17	vs Lander 02/29/20
3FG Made	1	vs Lander 02/29/20
3FG Attempts	3	vs Lander 02/29/20
FT Made	9	vs Young Harris 02/15/20
FT Attempts	11	vs Young Harris 02/15/20

PLAYER NOTES

- Earned first Division I double-double on March 1, 2021 with 15 points and 10 rebounds
- Made his Division I debut at Virginia Tech and tallied five points and two rebounds in 14 minutes of action
- Scored nine points at East Carolina, shooting a perfect 3-of-3 from the floor and 3-of-4 from the free throw line
- Tallied 12 points at Vanderbilt (5-of-8 shooting)
- Averaged 8.5 points and 4.5 rebounds in his two seasons at USC Aiken
- In the 2019-20 season, played in 31 games with seven starts, averaging 11.5 points and 5.4 rebounds per game, averaging 22.6 minutes per contest
- Attended Windermere Preparatory School in Windermere, Florida, where he was a top-100 prospect in the state
- Averaged 12.8 points and 8.5 rebounds per game as a senior
- Totaled 9.7 points and 5.6 boards his junior season and guided them to a district title

2021-22 GAME-BY-GAME & AVERAGES

CAREER STATISTICS

SEASON	TEAM	GP-GS	MIN/AVG	Field Goals		3-Point		F-Throws		Rebounds				Scoring						
				FG-FGA	FG%	3FG-3FGA	3FG%	FT-FTA	FT%	OFF	DEF	TOT	AVG	PF-FO	A	TO	BLK	STL	PTS	AVG
2018-19	USCA	33-2	449/13.6	77-121	.636	0-0	.000	31-49	.633	42	83	125	3.8	60-0	5	26	29	10	185	5.6
2019-20	USCA	31-7	704/22.7	134-211	.635	1-3	.333	89-118	.754	53	113	166	5.4	71-0	11	43	19	15	358	11.5
2020-21	Rad	27-0	365/13.5	81-116	.698	0-0	.000	37-60	.617	31	77	108	4.0	41-0	2	26	8	5	199	7.4
2021-22	Rad	1-0	14/13.9	3-3	1.000	0-0	.000	1-2	.500	3	3	6	6.0	2-0	1	1	0	0	7	7.0
TOTAL FOR Rad		28-0	379/13.5	84-119	.706	0-0	.000	38-62	.613	34	80	114	4.1	43-0	3	27	8	5	206	7.4
TOTAL		92-9	1532/16.7	295-451	.654	1-3	.333	158-229	.690	129	276	405	4.4	174-0	19	96	56	30	749	8.1



14 CHYREE WALKER

R-Senior :: Forward :: 6-5 :: 200
Upper Marlboro, Md. :: Bullis School (Delaware)



SINGLE-GAME HIGHS

Statistic	Value	
Points	15	at Vanderbilt 12/19/20
Rebounds	14	vs Hampton 01/05/21
Assists	3	vs Wesley 11/17/17, vs William & Mary 01/05/18, vs Hampton 01/05/21
Steals	5	vs Mars Hill 12/09/20
Blocks	1	7 times
FG Made	7	at Vanderbilt 12/19/20
FG Attempts	10	4 times
3FG Made	3	at Mississippi St. 12/18/19
3FG Attempts	4	at Mississippi St. 12/18/19
FT Made	3	at Presbyterian 12/31/20, at UNC Asheville 01/24/21
FT Attempts	6	at William & Mary 02/10/18

PLAYER NOTES

- Notched a career-high 15 points at Vanderbilt and was 7-for-9 from the floor
- Tallied his second double-double vs. Hampton with a career-high 14 rebounds and 13 points
- Made his first start as a Highlander at Virginia Tech and tallied six points and seven rebounds
- Made his Highlander debut against Duquesne on Dec. 14, 2019
- Named to the Big South All-Academic Team for the 2019-20 season
- Transferred to Radford from Delaware prior to the 2018-19 season
- Appeared in 30 games while making 14 starts during his freshman campaign at Delaware in 2017-18

2021-22 GAME-BY-GAME & AVERAGES

CAREER STATISTICS

SEASON	TEAM	GP-GS	MIN/AVG	Field Goals		3-Point		F-Throws		Rebounds				Scoring						
				FG-FGA	FG%	3FG-3FGA	3FG%	FT-FTA	FT%	OFF	DEF	TOT	AVG	PF-FO	A	TO	BLK	STL	PTS	AVG
2017-18	UD	30-14	486/16.2	50-122	.410	5-21	.238	11-31	.355	30	42	72	2.4	51-1	17	25	1	13	116	3.9
2019-20	Rad	22-0	245/11.2	26-52	.500	4-16	.250	12-22	.545	18	42	60	2.7	32-1	5	10	3	7	68	3.1
2020-21	Rad	27-26	704/26.1	76-150	.507	3-10	.300	24-50	.480	55	144	199	7.4	58-1	22	47	3	20	179	6.6
2021-22	Rad	1-0	5/4.9	1-2	.500	0-0	.000	0-0	.000	0	0	0	0.0	1-0	0	0	0	0	2	2.0
TOTAL FOR Rad		50-26	954/19.1	103-204	.505	7-26	.269	36-72	.500	73	186	259	5.2	91-2	27	57	6	27	249	5.0
TOTAL		80-40	1440/18.0	153-326	.469	12-47	.255	47-103	.456	103	228	331	4.1	142-3	44	82	7	40	365	4.6



15 BRYAN HART

Graduate Student :: Guard :: 6-1 :: 180
Hampton, Va. :: Hampton Roads Academy (Clayton State)



SINGLE-GAME HIGHS

Statistic	Value	
Points	30	at Columbus St. 02/19/20
Rebounds	9	vs Tusculum 11/09/19, vs Lenoir-Rhyne 11/20/19
Assists	4	5 times
Steals	3	vs West Ga. 11/16/19, vs Ga. Southwestern 02/12/20
Blocks	1	vs Lenoir-Rhyne 11/20/19, vs Ga. Southwestern 02/12/20, at Georgia College 02/08/20
FG Made	10	vs North Georgia 02/29/20
FG Attempts	21	vs Francis Marion 02/15/20, at North Georgia 01/25/20
3FG Made	5	4 times
3FG Attempts	12	vs West Ga. 11/16/19
FT Made	10	vs Young Harris 02/05/20
FT Attempts	12	vs Young Harris 02/05/20

PLAYER NOTES

- Made his Radford debut at East Carolina (12/5/20)
- Notched a season-best 13 points vs. Mount Aloysius in 13 minutes. Hit a season-best three 3-pointers
- Scored his first points in a Radford uniform vs. Mars Hill (12/9/20)
- Spent one season at Clayton State (2019-20) and three seasons at Lincoln Memorial (2016-19)
- Appeared in 26 games during his one season at Clayton State, starting 23 for the Lakers and averaging 14.7 points, 4.0 rebounds and 2.0 assists per game in 32.3 minutes of action
- Appeared in 13 games during the 2018-19 season at Lincoln Memorial, making two starts for the Railsplitters and averaging 3.4 points and 1.2 rebounds per game in 5.8 minutes of action
- Finished his high school career with more than 1,000 points

2021-22 GAME-BY-GAME & AVERAGES

CAREER STATISTICS

SEASON	TEAM	GP-GS	MIN/AVG	Field Goals		3-Point		F-Throws		Rebounds				Scoring						
				FG-FGA	FG%	3FG-3FGA	3FG%	FT-FTA	FT%	OFF	DEF	TOT	AVG	PF-FO	A	TO	BLK	STL	PTS	AVG
2018-19	LM	13-2	76/5.9	13-28	.464	7-15	.467	11-15	.733	6	9	15	1.2	3-0	2	5	0	1	44	3.4
2019-20	CSU	26-23	843/32.4	122-326	.374	68-176	.386	69-90	.767	21	82	103	4.0	43-0	52	76	3	22	381	14.7
2020-21	Rad	20-0	183/9.2	23-57	.404	14-41	.341	12-13	.923	1	21	22	1.1	13-0	6	6	0	4	72	3.6
2021-22	Rad	1-1	24/23.9	4-7	.571	2-4	.500	0-0	.000	0	3	3	3.0	4-0	3	1	0	1	10	10.0
TOTAL FOR Rad		21-1	207/9.9	27-64	.422	16-45	.356	12-13	.923	1	24	25	1.2	17-0	9	7	0	5	82	3.9
TOTAL		60-26	1127/18.8	162-418	.388	91-236	.386	92-118	.780	28	115	143	2.4	63-0	63	88	3	28	507	8.5



20 DRAVON MANGUM

R-Junior :: Forward :: 6-8 :: 200
Roxboro, N.C. :: Person HS (Charlotte)



SINGLE-GAME HIGHS

Statistic	Value	
Points	17	vs Hampton 01/04/21
Rebounds	10	vs Longwood 11/19/18, vs Hampton 01/04/21
Assists	3	vs James Madison 11/16/18, at Presbyterian 12/30/20
Steals	2	at FIU 01/10/19, vs Norfolk St. 11/28/20, vs Mount Aloysius 02/24/21
Blocks	3	at Wake Forest 12/06/18
FG Made	7	at Campbell 01/19/21
FG Attempts	13	at Campbell 01/19/21
3FG Made	4	at Col. of Charleston 12/01/18
3FG Attempts	7	at Col. of Charleston 12/01/18, vs Winthrop 02/11/21, at Campbell 01/19/21
FT Made	9	vs Oklahoma St. 11/10/18
FT Attempts	10	vs Oklahoma St. 11/10/18

PLAYER NOTES

- Scored a career-high 17 points vs Hampton (1/4/21) and notched a career-high 10 rebounds for his first career double-double
- Made his first start as a Highlander at Virginia Tech and tallied 12 points
- Sat out and redshirted due to NCAA transfer rules (Charlotte)
- Averaged 4.8 points and 2.6 rebounds per game at Charlotte
- Played in the Carolinas All-Star Basketball Classic and the North Carolina East-West All-Star game in 2018
- Finished his high school career with over 1,000 points

2021-22 GAME-BY-GAME & AVERAGES

CAREER STATISTICS

SEASON	TEAM	GP-GS	MIN/AVG	Field Goals		3-Point		F-Throws		Rebounds				Scoring						
				FG-FGA	FG%	3FG-3FGA	3FG%	FT-FTA	FT%	OFF	DEF	TOT	AVG	PF-FO	A	TO	BLK	STL	PTS	AVG
2018-19	CLT	29-13	560/19.3	43-117	.368	16-59	.271	38-60	.633	24	51	75	2.6	58-3	12	35	15	10	140	4.8
2020-21	Rad	26-22	700/26.9	77-190	.405	34-106	.321	56-74	.757	36	71	107	4.1	45-2	16	46	4	11	244	9.4
2021-22	Rad	1-0	21/21.3	5-9	.556	3-6	.500	0-0	.000	0	1	1	1.0	0-0	0	1	0	1	13	13.0
TOTAL FOR Rad		27-22	721/26.7	82-199	.412	37-112	.330	56-74	.757	36	72	108	4.0	45-2	16	47	4	12	257	9.5
TOTAL		56-35	1281/22.9	125-316	.396	53-171	.310	94-134	.701	60	123	183	3.3	103-5	28	82	19	22	397	7.1



22 LEWIS DJONKAM

R-Senior :: Center :: 6-9 :: 245
Springfield, Va. :: West Springfield HS (VCU)



SINGLE-GAME HIGHS

Statistic	Value	
Points	16	vs Mars Hill 12/09/20, at Presbyterian 12/30/20, vs Hampton 01/04/21
Rebounds	11	at James Madison 11/29/20, at Presbyterian 12/31/20
Assists	2	5 times
Steals	4	at Charleston So. 01/09/21
Blocks	2	4 times
FG Made	8	vs Mars Hill 12/09/20
FG Attempts	12	vs USC Upstate 02/04/21
FT Made	6	vs USC Upstate 02/05/21
FT Attempts	6	at Virginia Tech 11/25/20, vs USC Upstate 02/05/21, at Campbell 01/20/21

PLAYER NOTES

- Scored 16 points and shot 80 percent from the floor vs. Mars Hill (12/9/20)
- Tied a career-high 16 points at Presbyterian (12/30/20). Also tallied his second career double-double with 11 rebounds
- Earned his first career double-double at James Madison with 10 points and 11 rebounds
- Averaged 12.7 minutes per game last year and had 66 total rebounds, four steals and four blocks
- Appeared in 20 games at VCU
- Posted averages of 14.7 points and 10.4 rebounds as a senior at West Springfield High School in 2015-16

2021-22 GAME-BY-GAME & AVERAGES

CAREER STATISTICS

SEASON	TEAM	GP-GS	MIN/AVG	Field Goals		3-Point		F-Throws		Rebounds				Scoring						
				FG-FGA	FG%	3FG-3FGA	3FG%	FT-FTA	FT%	OFF	DEF	TOT	AVG	PF-FO	A	TO	BLK	STL	PTS	AVG
2017-18	VCU	20-0	69/3.5	4-11	.364	0-0	.000	6-12	.500	5	3	8	0.4	17-0	2	4	3	2	14	0.7
2019-20	Rad	29-5	370/12.7	37-74	.500	0-0	.000	8-22	.364	33	33	66	2.3	56-2	9	21	4	4	82	2.8
2020-21	Rad	27-27	662/24.5	96-153	.627	0-0	.000	46-79	.582	61	67	128	4.7	56-0	16	28	18	17	238	8.8
2021-22	Rad	1-1	18/17.5	1-2	.500	0-0	.000	0-3	.000	1	4	5	5.0	4-0	1	1	0	0	2	2.0
TOTAL FOR Rad		57-33	1049/18.4	134-229	.585	0-0	.000	54-104	.519	95	104	199	3.5	116-2	26	50	22	21	322	5.6
TOTAL		77-33	1118/14.5	138-240	.575	0-0	.000	60-116	.517	100	107	207	2.7	133-2	28	54	25	23	336	4.4



24 ARTESE STAPLETON

Junior :: Forward :: 6-10 :: 240
Chicago Ill. :: Kenwood HS (Lewis University)



SINGLE-GAME HIGHS

Statistic	Value	
Points	23	vs Ulndy 03/06/21
Rebounds	10	at Mo.-St. Louis 02/27/20, at Lindenwood (MO) 01/09/21
Assists	7	vs Drury 03/07/21
Steals	6	vs Quincy 11/29/20
Blocks	1	4 times
FG Made	10	at Quincy 01/16/20
FG Attempts	19	vs William Jewell 01/11/20
3FG Made	3	vs Ulndy 01/23/21
3FG Attempts	5	vs Ulndy 01/23/21, vs Southern Ind. 03/13/21
FT Made	8	vs McKendree 12/18/20
FT Attempts	10	vs McKendree 12/18/20

PLAYER NOTES

- Transferred to Radford from Lewis University prior to the 2021-22 season
- Made his Highlander debut against Emory & Henry (Nov. 10, 2021)
- Played for the Lewis University Flyers where during his sophomore season he averaged 10.8 points and 3.8 rebounds per game
- Recorded 14 games where he scored double-digit points and against Lindenwood (MO) he pulled down 10 rebounds and scored 20 points for his first career double-double
- Scored a season-high 23 points against Ulndy where he hit a season-high three three-pointers
- Led the team in points (260), made field goals (95), field goals attempted (214), and assists (57) while also recording the second-most amount of steals (28)

2021-22 GAME-BY-GAME & AVERAGES

CAREER STATISTICS

SEASON	TEAM	GP-GS	MIN/AVG	Field Goals		3-Point		F-Throws		Rebounds				Scoring						
				FG-FGA	FG%	3FG-3FGA	3FG%	FT-FTA	FT%	OFF	DEF	TOT	AVG	PF-FO	A	TO	BLK	STL	PTS	AVG
2019-20	Lewis	28-13	648/23.1	109-236	.462	10-39	.256	54-77	.701	33	85	118	4.2	45-0	56	58	3	29	282	10.1
2020-21	Lewis	24-22	572/23.8	95-214	.444	14-35	.400	56-78	.718	25	65	90	3.8	37-0	57	54	1	28	260	10.8
2021-22	Rad	1-0	9/9.2	1-1	1.000	0-0	.000	0-0	.000	0	2	2	2.0	0-0	0	2	0	0	2	2.0
TOTAL FOR Rad	1-0	9/9.2	1-1	1.000	0-0	.000	0-0	.000	0	2	2	2.0	0-0	0	2	0	0	2	2.0	
TOTAL	53-35	1229/23.2	205-451	.455	24-74	.324	110-155	.710	58	152	210	4.0	82-0	113	114	4	57	544	10.3	



45 XAVIER LIPSCOMB

Sophomore :: Guard :: 6-2 :: 195
Washington, D.C. :: St. Stephens & St. Agnes School



SINGLE-GAME HIGHS

Statistic	Value	
Points	14	at UNC Asheville 01/24/21, at UNC Asheville 01/25/21
Rebounds	9	at UNC Asheville 01/24/21
Assists	4	at Charleston So. 01/09/21, vs Emory & Henry 11/09/21
Steals	4	vs Emory & Henry 11/09/21
Blocks	1	vs Gardner-Webb 02/18/21, at UNC Asheville 01/24/21
FG Made	4	at UNC Asheville 01/24/21
FG Attempts	8	vs Mars Hill 12/09/20, at Charleston So. 01/10/21, at UNC Asheville 01/24/21
3FG Made	3	vs Hampton 01/05/21
3FG Attempts	5	vs Hampton 01/05/21, at Charleston So. 01/10/21
FT Made	7	at UNC Asheville 01/25/21
FT Attempts	9	at UNC Asheville 01/24/21

PLAYER NOTES

- Scored a career-best 14 points in back-to-back games vs. UNC Asheville (1/24 & 1/25)
- Earned his first career start vs. Hampton (1/4/2021)
- Notched 13 points vs. Hampton (1/5/21) in his second career start - one day after his first career-start (1/4/21)
- Made his collegiate debut at Virginia Tech and tallied five points in 20 minutes of work
- Three-time IAC champion and 2018 VISAA state champion Was a Washington Post All-Met first team selection
- Selected as the IAC Player of the Year and was a VISAA First Team selection

2021-22 GAME-BY-GAME & AVERAGES

CAREER STATISTICS

SEASON	TEAM	GP-GS	MIN/AVG	Field Goals		3-Point		F-Throws		Rebounds				Scoring						
				FG-FGA	FG%	3FG-3FGA	3FG%	FT-FTA	FT%	OFF	DEF	TOT	AVG	PF-FO	A	TO	BLK	STL	PTS	AVG
2020-21	Rad	27-17	665/24.6	50-120	.417	19-48	.396	60-74	.811	4	79	83	3.1	49-0	44	60	2	12	179	6.6
2021-22	Rad	1-1	28/28.4	2-6	.333	1-1	1.000	0-0	.000	0	3	3	3.0	0-0	4	1	0	4	5	5.0
TOTAL		28-18	694/24.8	52-126	.413	20-49	.408	60-74	.811	4	82	86	3.1	49-0	48	61	2	16	184	6.6



TV/RADIO CHART



0 | ROSHAUN BLACK
6-4 | 190 | Jr. | G
Hollywood, Fla. /
Seminole State College



1 | KEISHON PORTER
6-4 | 200 | So. | G
Macclesfield, N.C.
South West Edgecombe HS



2 | JOSIAH JEFFERS
6-1 | 170 | Sr. | G
Burlington, N.C.
The Burlington School



3 | TAI'REON JOSEPH
6-2 | 175 | So. | G
Baton Rouge, La.
Austin Peay



4 | DERRICK JONES, JR.
6-6 | 170 | Fr. | G
Charlottesville, Va.
Blue Ridge High School



5 | RASHUN WILLIAMS
6-7 | 220 | Jr. | F
Arlington, Ga.
South Florida



10 | JOSHUA WALKER
6-7 | 220 | So. | F
Upper Marlboro, Md.
Riverdale Baptist HS



11 | CAMRON MCNEIL
6-5 | 185 | So. | G
Raleigh, N.C.
Spartanburg Methodist College



12 | AUSTIN BROWN
6-2 | 180 | Sr. | G
Christiansburg, Va.
Christiansburg HS



13 | SHAQUAN JULES
6-7 | 235 | Jr. | F
Orlando, Fla.
USC Aiken



14 | CHYREE WALKER
6-5 | 200 | R-Sr. | F
Upper Marlboro, Md.
Delaware



15 | BRYAN HART
6-1 | 180 | Gr. | G
Hampton, Va.
Clayton State



20 | DRAVON MANGUM
6-8 | 200 | R-Jr. | F
Roxboro, N.C.
Charlotte



22 | LEWIS DJONKAM
6-9 | 245 | R-Sr. | C
Springfield, Va.
VCU




24 | ARTESE STAPLETON
6-2 | 165 | Jr. | G
Chicago, Ill.
Lewis University



45 | XAVIER LIPSCOMB
6-2 | 195 | So. | G
Washington, D.C.
St. Stephen's & St. Agnes School



DARRIS NICHOLS
Head Coach
First Year




SHANE NICHOLS
Assistant Coach
First Year




TIMOTHY PEETE
Assistant Coach
First Year



JAMES HARING
Assistant Coach
First Year



JAREN MARINO
Director of
Operations
Fifth Year



SAFET KASTRAT
Director of
Player Development
First Year



JUSTIN COUSIN
Graduate Assistant
First Year

