



# 2023-24 TIGER BASKETBALL MEMPHIS

## ATHLETICS COMMUNICATIONS CONTACT/INFO:

Kirk Downs

Cell: (662) 322-3275

Email: kcdowns@memphis.edu

## #23 MEMPHIS (8-2) VS. #22 VIRGINIA (9-1)

DEC. 19 • 6:00 P.M. • FEDEXFORUM (18,400) • MEMPHIS, TENN. MEMPHIS.

### BY THE NUMBERS...

1ST

Memphis forward **Nicholas Jourdain** ranks first in the nation in two-point percentage. He has made 82.6 percent of his shot attempts from inside the arc (19-23). If qualified, he would also rank third nationally in offensive rating (156.3), per KenPom.

1

The number of players in the country averaging at least 20.0 points, 6.0 rebounds and 2.0 steals per game this season, **David Jones**. He has four games on the year with at least 20-6-2 and has an AAC-high six games of 20+ points.

4

Memphis is one of only four teams in the nation that have a combined five wins against Q1 and Q2 programs. The others are Purdue, Tennessee and Colorado State.

20

The number of years since Memphis last entered the AP poll in the regular season after not being ranked in the preseason poll.

11-2

Memphis' record against Power Five opponents programs over the last two seasons.

07-08

The last time Memphis defeated three-straight ranked opponents was in the 2007-08 NCAA Tournament.

### SETTING THE SCENE

- Riding high off its third-straight win, the No. 23 Memphis men's basketball team will host No. 22 Virginia on Tuesday in a "Blue Out" at 6 p.m. The game will be televised on ESPN2.
- It will serve as the first ranked-versus-ranked matchup inside FedExForum since March 8, 2014, when the No. 20 Tigers hosted No. 18 SMU.
- Memphis is 8-2 after its 79-77 win against No. 13 Clemson on Saturday.
- The win was the fifth of the season for the Tigers against a Power Five opponent.
- It also marks the best start to a season for Memphis since 2019-20.
- No. 22 Virginia improved to 9-1 after its 56-54 home win against Northeastern on Saturday, despite trailing for more than 32 minutes and having to overcome a 13-point deficit in the second half.
- The series has a short history with only one previous matchup between Memphis and Virginia.
- The two sides met in the second round of the 2014 NCAA Tournament in Raleigh, North Carolina where the Cavaliers won 78-60 to earn their first Sweet 16 berth since 1995.
- Virginia enters Tuesday ranked second in the nation in scoring defense (53.3 ppg) and turnovers per game (8.0). Their 35.9-percent mark in field goal defense stand fourth-best in the country.
- Memphis brings into the matchup an offense that is averaging 79.6 points per game with a plus-5.2 scoring margin.

### TIGERS ON TV/RADIO/WEB

**Broadcast:** ESPN2 (Jay Alter, ppx; Randolph Childress, analyst)

**Radio:** 98.9 The Roar (Dave Woloshin ppx; Matt Dillon, color analyst)

### SCHEDULE/RESULTS (8-2, 0-0 AMERICAN)

#### EXHIBITION PLAY

10.29	LANE COLLEGE (EXH.)	W 106-49
11.2	LEMOYNE-OWEN (EXH.)	W 104-63

#### NOVEMBER (5-1)

6	JACKSON STATE (ESPN+)	W 94-77
10	at Missouri (SECN)	W 70-55
17	ALABAMA STATE (ESPN+)	W 92-75.
22	(1) vs. Michigan (ESPN2)	W 71-67
23	(1) vs. #20 Arkansas (ESPN2)	W 84-79
24	(1) vs. Villanova (ESPN)	L 79-63

#### DECEMBER (3-1)

2	at Ole Miss (ESPN2)	L 80-77
6	at VCU (ESPNU)	W 85-80 (OT)
10	at Texas A&M (ESPN2)	W 81-75
16	CLEMSON (ESPN+)	W 79-77
19	VIRGINIA (ESPN2)	6:00 p.m.
23	VANDERBILT (CBS)	3:00 p.m.
30	AUSTIN PEAY (ESPN+)	6:00 p.m.

#### JANUARY (0-0)

4	at Tulsa* (ESPN+)	7:00 p.m.
7	SMU* (ESPN)	4:00 p.m.
10	UTSA* (ESPN+)	7:00 p.m.
14	at Wichita State* (ESPN2)	Noon
18	SOUTH FLORIDA* (ESPN/2)	6:00 p.m.
21	at Tulane* (ESPN)	2:00 p.m.
28	at UAB* (ESPN)	4:00 p.m.
31	RICE* (ESPN+)	7:00 p.m.

#### FEBRUARY (0-0)

3	WICHITA STATE* (CBS)	Noon
8	at Temple* (ESPN2)	6:00 p.m.
11	TULANE* (ESPN2)	1:00 p.m.
15	at North Texas* (ESPN+)	7:00 p.m.
18	at SMU* (ESPN)	2:00 p.m.
21	CHARLOTTE* (ESPN+)	7:00 p.m.
25	FLORIDA ATLANTIC* (ESPN)	1:00 p.m.
29	at East Carolina* (ESPN2)	6:00 p.m.

#### MARCH (0-0)

3	UAB* (ESPN2)	4:30 p.m.
9	at Florida Atlantic* (CBS)	11:00 a.m.
13-17	(2) AAC Championship	TBD
Home games in <b>blue CAPS</b>		<b>All times CT</b>

\* American Athletic Conference game

(1) Battle 4 Atlantis (Imperial Arena; Nassau, Bahamas)

(2) AAC Tournament (Dickies Arena; Fort Worth, Texas)

### MEMPHIS TIGERS



2023-24 Record	8-2
2023-24 AAC Record	0-0
Ranking (AP/Coaches)	23/23
NCAA Net	34
Last Game	(12/16) W, 79-77 vs. #13 Clemson
Head Coach	Penny Hardaway
Career Record	115-54 (6th Season)
Record at School	115-54 (6th Season)
Leading Scorer	David Jones (20.3 ppg)
Leading Rebounder	David Jones (6.5 rpg)
Leading Assists	Jahvon Quinerly (4.9 apg)

### VIRGINIA CAVALIERS



2023-24 Record	9-1
2023-24 ACC Record	1-0
Ranking (AP/Coaches)	22/20
NCAA NET	23
Last Game	(12/16) W, 56-54 vs. Northeastern
Head Coach	Tony Bennett
Career Record	419-159 (18th Season)
Record at School	350-126 (15th Season)
Leading Scorer	Reece Beekman (12.5 ppg)
Leading Rebounder	Ryan Dunn (6.1 rpg)
Leading Assists	Reece Beekman (5.7 apg)

## 2023-24 MEMPHIS NUMERICAL ROSTER

NO	NAME	POS	HT	WT	YR	EXP	HOMETOWN / LAST SCHOOL
0	Jonathan Pierre	F	6-9	210	Jr.	TR	Hallandale, Fla. / Nova Southeastern (DII)
1	Jayhlon Young	G	6-2	175	R-Jr.	TR	Dallas, Texas / UCF
2	Nicholas Jourdain	F	6-9	220	Jr.	TR	Clifton, N.J. / Temple
3	Jordan Brown	C	6-11	225	R-Sr.	TR	Roseville, Calif. / Louisiana
4	Ashton Hardaway	F	6-8	210	Fr.	HS	Carson, Calif. / Sierra Canyon School
5	Carl Cherenfant	G	6-5	195	Fr.	HS	Pompano Beach, Fla. / Calvary Christian Academy
8	David Jones	F	6-6	210	Sr.	TR	Santo Domingo, Dominican Republic / St. John's
9	Caleb Mills	G	6-5	185	5th	TR	Arden, N.C. / Florida State
10	Jaykwon Walton	G	6-7	206	Sr.	TR	Columbus, Ga. / Wichita State
11	Jahvon Quinerly	G	6-1	175	5th	TR	Hackensack, N.J. / Alabama
15	Noah Stansbury	G	6-0	170	R-Jr.	TR	Bowling Green, Ky. / Western Kentucky
20	Joe Cooper	G	6-1	180	R-Jr.	JC	Memphis, Tenn. / Northwest Mississippi CC
23	Malcolm Dandridge	F	6-9	260	Gr.	4L	Memphis, Tenn. / East HS
25	Jayden Hardaway	G	6-5	207	Gr.	4L	Memphis, Tenn. / IMG Academy
30	JJ Taylor	F	6-8	180	Fr.	HS	Chicago, Ill. / San Ysidro HS

## COACHING &amp; SUPPORT STAFF

**Head Coach** .....Anfernee "Penny" Hardaway (6th Season)  
**Assistant Coach** .....Rick Stansbury (1st Season)  
**Assistant Coach** .....Faragi Phillips (2nd Season)  
**Assistant Coach** .....Andy Borman (2nd Season)  
**Assistant Coach/Dir. of Player Dev.** ..... Jamie Rosser (1st Season)  
**Chief of Staff** ..... Dwight Boyd (6th Season)  
**Director of Basketball Operations** .....Garrett Kelly (2nd Season)

**Director of Scouting** .....Jordan VerHulst (3rd Season)  
**Director of Analytics** ..... Andy Pennington (1st Season)  
**Director of Recruiting** .....Jeremy Kipness (3rd Season)  
**Head Strength Coach** ..... Darby Rich (1st Season)  
**Athletic Trainer** .....Darrell Turner (3rd Season)  
**Equipment Manager** .....Peter Warden (1st Season)  
**Special Assistant to the Head Coach**...Demetrius Dyson (2nd Season)

## PRONUNCIATION GUIDE

**JAYHLON** Young ..... JAY-LUHN  
 Nicholas **JOURDAIN** ..... JOR-DANE  
 Carl **CHERENFANT** ..... SHARE-IN-FONT

**JAYKWON** Walton ..... JAY-KWON  
**JAHVON** Quinerly ..... JUH-VON  
**FARAGI** Phillips .....FUH-RAH-GEE (like the letter G)

## POLL TRACKER

Poll	Associated Press	Coaches
Preseason	RV	RV
Nov. 13	RV	RV
Nov. 20	RV	23
Nov. 27	RV	RV
Dec. 4	RV	RV
Dec. 11	RV	RV
Dec. 18	23	23
Dec. 25	-	-
Jan. 1	-	-
Jan. 8	-	-
Jan. 15	-	-
Jan. 22	-	-
Jan. 29	-	-
Feb. 5	-	-
Feb. 12	-	-
Feb. 19	-	-
Feb. 26	-	-
March 4	-	-
March 11	-	-
March 18	-	-
Final	-	-

## Notes:

- Memphis has been ranked in the AP Poll 23 times in the preseason, 17 times in the final poll, and for 312 total weeks
- Memphis broke into the top-25 last season at No. 24 heading into the NCAA Tournament after defeating No. 1 Houston to win the AAC title.

## MEMPHIS/OPP COMPARISON &amp; MEMPHIS IN 2023-24 AAC/NCAA STATISTICS

Statistic	Memphis (as of 12/18)	AAC	NCAA	Virginia
Record	8-2			9-1
Conference Record	0-0			1-0
NCAA NET	34			23
KenPom.com	33			29
Scoring Offense	79.6	4th	83rd	66.8
Scoring Defense	74.4	10th	254th	53.3
Scoring Margin	+5.2	8th	168th	+13.5
Field Goal Percentage	.455	3rd	154th	.460
Field Goal Pct. Defense	.410	5th	92nd	.359
3-Point Field Goal Pct.	.335	6th	183rd	.374
3-Point FG Pct. Defense	.315	3rd	122nd	.261
Free Throw Percentage	.731	6th	99th	.671
Rebounding Offense	37.2	10th	165th	32.6
Rebounding Defense	38.6	7th	156th	35.5
Rebounding Margin	-1.4	13th	260th	-2.9
Assists per Game	13.0	8th	212th	15.7
Steals per Game	8.6	3rd	58th	8.8
Blocks per Game	4.5	4th	66th	6.0

## MEMPHIS/OPP SERIES INFORMATION

**Overall Series** .....UVA leads 1-0  
     Home ..... n/a  
     Away ..... n/a  
     Neutral..... UVA 1-0  
**Streak** .....UVA W1  
**Last MEM win** ..... n/a

**Hardaway vs. Virginia** .....0-0  
 -  
**Bennett vs. Memphis**..... 1-0  
**Notes on series:**  
 - Only meeting came in the 2nd round of the NCAA Tournament on Mar. 23, 2014 in Raleigh, N.C. (78-60)

- The Tigers are one of the best teams in the nation in taking the ball away, averaging 8.6 steals per game, while also finding a way to get to the free throw line more than 22 times.
- **Jahvon Quinerly** was named to the American Athletic Conference Weekly Honor Roll on Monday after pouring in 17 points, six assists and three steals in Saturday's win. He leads the team with 4.9 assists per game this season and ranks second in scoring (13.7). He has reached double figures six times, including the last three outings.
- Memphis is led offensively by do-it-all forward **David Jones**. The Dominican Republic native produced his fourth-straight game of 20-plus points against Clemson, and is the team's leading scorer (20.3), rebounder (6.5) and theft man (2.3).
- Memphis is No. 34 in the NET rankings through games of Dec. 17 and has another Quadrant 1 opportunity Tuesday. Virginia comes to town ranked No. 23 in the NET with a 3-1 record against Q1 and Q2 teams. .

#### LAST TIME OUT

- Memphis defeated previously undefeated and 13th-ranked Clemson, 79-77, Saturday afternoon in a "White Out" at FedExForum in Memphis.
- The Tigers (8-2) extended their win-streak to three games in front of 15,052 raucous fans and picked up its fifth Power Five win of the season, three of which have come against a ranked opponent.
- Four Tigers were in double figures, led by **David Jones'** 22 points on 6-of-14 shooting.
- **Jahvon Quinerly** added 17 points to go along with a team-high six assists and three steals.
- **Nicholas Jourdain** connected on 5-of-6 field goals en route to 11 points and a team-high two blocks.
- **Jaykwon Walton** made several big plays and finished with 10 points in 28 minutes off the bench.
- Memphis trailed by seven at the break, 39-32, but a swift 13-1 run just four-and-a-half minutes into the second half put the Tigers in front en route to outscoring Clemson 47-38 in the second half.
- Memphis shot 43.3 percent from the field (29-67), made 73.9 percent of its free throws (17-23) and dished out 12 assists while swiping nine steals.
- The Tigers turned the ball over a season-low six times, the fewest in a game since coughing it up just five times against Gonzaga on March 19, 2022 in the NCAA Tournament.

#### WHO ARE WE?

- Memphis is the reigning American Athletic Conference champion after finishing last season 26-9 overall and 13-5 in league play.
- However, **Penny Hardaway's** Tigers are replacing 13 players, including two all-conference first team members, from that squad.
- The sixth-year head coach hit the transfer portal hard in the offseason and brought in a wealth of experience with 10 transfers.

- The Tigers were picked to finish second in the 2023-24 American Athletic Conference Preseason Coaches Poll, just behind 2023 Final Four participant and league newcomer, Florida Atlantic.

#### TIGERS VS. CAVALIERS

- Tuesday is the second meeting between the programs, with UVA leading 1-0.
- The Cavaliers and Tigers met March 23, 2014 in the second round of the NCAA Tournament in Raleigh, North Carolina.
- Virginia won the contest 78-60 to advance to the Sweet 16, its first since 1995.
- **Austin Nichols** led the Tigers with 15 points and **Geron Johnson** added 11.
- Memphis will return a trip to Charlottesville in 2024-25.
- Memphis is 122-90 versus the current structure of the ACC.

#### RANKED VS. RANKED

- Tuesday will mark the first time since March 8, 2014 that there has been a ranked vs. ranked matchup inside FedExForum that includes Memphis.
- On that day, the No. 20 Tigers defeated No. 18 SMU, 67-58.
- Memphis is 3-1 in ranked vs. ranked games inside the Forum since 2010-11.
- They have wins over No. 7 Louisville and No. 23 Gonzaga in 2014.
- The loss came to No. 10 Georgetown in 2010.

#### CLIMBING THE NET

- Memphis is one of only four teams in the nation that have a combined five wins against Q1 and Q2 programs. The others are Purdue, Tennessee and Colorado State.
- They climbed five spots after beating Clemson Saturday and now sit at No. 34 as of Monday.
- Memphis also ranks No. 3 in the nation in RPI with a 0.688 mark.
- Only Purdue (0.735) and Clemson (0.712) are higher.

#### REWINDING THE CLOCK

- Memphis has a chance to do something it hasn't done since 2007-08.
- A win Tuesday would give the Tigers three-straight victories over AP ranked opponents.
- The last time the Tigers did that was in the 2008 NCAA Tournament, knocking off No. 19 Michigan State, No. 6 UCLA and No. 3 Texas en route to a national title game appearance.
- In fact, the last time they defeated just two AP ranked teams in back-to-back games in the regular season was also 2007-08 (G'Town/Ariz).

#### SAY WHAT NOW?

- With Memphis earning its way into No. 23 of the AP poll, it marks the first time since the 2003-04 season that the Tigers were unranked in the preseason only to be ranked at some point in the regular season.
- The Tigers achieved the feat last season, but didn't get into the polls until the week of the NCAA Tournament at No. 24.

### TIGERS BY SITUATION

Category	'23-24	'22-23	'21-22
All Games	8-2	26-9	22-11
Conference Games	0-0	13-5	13-5
Non-Con/Postseason	8-2	13-4	9-6
Home	3-0	13-2	13-2
Away	3-1	7-5	5-6
Neutral Site	2-1	6-2	4-3
vs. Ranked/RV Opp.	5-2	2-4	5-4
vs. Unranked Opp.	3-0	24-5	17-7
Winning the Tip	5-1	17-5	18-9
Losing the Tip	3-1	9-4	4-2
Scoring First	5-0	18-5	15-7
Opponent Scores First	3-2	8-4	7-4
Leading at Halftime	5-1	23-3	19-5
Trailing at Halftime	3-1	1-5	2-6
Tied at Halftime	0-0	2-1	1-0
Leading with 5:00 to Play	6-1	24-3	20-5
Trailing with 5:00 to Play	1-1	2-5	2-6
Tied with 5:00 to Play	1-0	0-1	0-0
in Overtime	1-0	0-2	0-0
Games Decided by 1-3 Pts	1-1	3-6	2-4
Games Decided by 4-10 Pts	4-0	12-3	6-4
Games Decided by 11+ Pts	3-1	11-0	14-3
Shooting 50% or Higher	2-0	14-1	9-1
Shooting 40-49%	6-1	9-7	12-7
Shooting Less Than 40%	0-1	3-1	1-3
Opp. Shooting 50% or Higher	0-0	1-1	0-2
Opp. Shooting 40-49%	4-2	12-7	6-8
Opp. Shooting Less Than 40%	4-0	13-1	16-1
Make More 3FG Than Opp.	7-0	5-2	5-0
Make Fewer 3FG Than Opp.	1-2	15-7	13-9
3FG Made Are Even	0-0	6-0	4-2
Attempt More FT Than Opp.	6-1	14-3	14-4
Attempt Fewer FT Than Opp.	2-0	10-6	7-7
FT Attempts Are Even	0-1	2-0	1-0
More Rebounds Than Opp.	4-1	15-5	19-6
Fewer Rebounds Than Opp.	4-1	9-4	3-3
Rebounds Are Even	0-0	2-0	0-2
More Assists Than Opp.	5-0	19-2	17-4
Fewer Assists Than Opp.	3-2	4-7	2-6
Assists Are Even	0-0	3-0	3-1
Commit More TOs Than Opp.	3-1	7-2	15-7
Commit Fewer TOs Than Opp.	5-0	16-6	6-4
Turnovers Are Even	0-1	3-1	1-0
More Bench Points Than Opp.	4-1	12-4	13-8
Fewer Bench Points Than Opp.	4-1	14-5	7-2
Bench Points Are Even	0-0	0-0	2-1
Scoring 100+ Points	0-0	0-1	0-0
Scoring 90-99 Points	2-0	4-0	3-0
Scoring 80-89 Points	3-0	11-5	9-1
Scoring 70-79 Points	3-1	5-0	6-4
Scoring 60-69 Points	0-1	6-3	4-3
Scoring Fewer Than 60 Points	0-0	0-0	0-3
Allowing 100+ Points	0-0	0-1	0-0
Allowing 90-99 Points	0-0	0-4	0-0
Allowing 80-89 Points	1-1	3-0	2-3
Allowing 70-79 Points	5-1	8-2	3-7
Allowing 60-69 Points	1-0	9-2	12-1
Allowing Fewer Than 60 Points	1-0	6-0	5-0
Following a Win	6-1	16-9	18-5
Following a Loss	1-1	8-0	4-5

## MISCELLANEOUS STATS

10+ Point Games	2023-24	2022-23	Career
Mills	6	25	71
Quinerly	6	17	69
Brown	2	31	64
Jones	10	25	57
Walton	5	21	26
Jourdain	3	9	19
Dandridge	3	1	11
J. Hardaway	-	4	5
Young	-	4	4
A. Hardaway	1	-	1

20+ Point Games	2023-24	2022-23	Career
Brown	-	15	25
Jones	6	3	16
Quinerly	2	4	14
Mills	-	2	13
Walton	-	6	6
Jourdain	-	-	1

30+ Point Games	2023-24	2022-23	Career
Brown	1	2	5
Jones	-	-	1

10+ Rebound Games	2023-24	2022-23	Career
Brown	-	10	22
Jones	2	7	14
Walton	-	3	3
Jourdain	-	1	3
Dandridge	-	-	1
Young	-	1	1

10+ Assist Games	2023-24	2022-23	Career
Quinerly	-	-	1

Double-Doubles	2023-24	2022-23	Career
Brown	-	10	20
Jones	2	-	4
Walton	-	3	3
Jourdain	-	1	2
Dandridge	-	-	1
Young	-	1	1

Games Led UofM in Scoring	2023-24	2022-23	Career
Jones	7	-	7
Dandridge	-	-	2
Walton	1	-	1
Quinerly	1	-	1
A. Hardaway	1	-	1

Games Led UofM in Rebounding	2023-24	2022-23	Career
Jones	7	-	7
Dandridge	2	2	6
Walton	1	-	1
Jourdain	1	-	1
Mills	1	-	1
Brown	1	-	1

Games Led UofM in Assists	2023-24	2022-23	Career
Quinerly	9	-	9
Jones	1	-	1
Mills	1	-	1

Games Led UofM in Steals	2023-24	2022-23	Career
Dandridge	1	2	14
Jones	5	-	5
Young	4	-	4
J. Hardaway	-	-	3
Quinerly	3	-	3
A. Hardaway	1	-	1
Walton	1	-	1

Games Led UofM in Blocked Shots	2023-24	2022-23	Career
Dandridge	6	6	29
Jones	3	-	3
Walton	2	-	2
Brown	2	-	2

## HARDAWAY SAT THREE

- Head coach Penny Hardaway was sidelined the first three games of the regular season.
- An NCAA infractions panel handed down the suspension for recruiting violations two years ago.
- The penalty follows a negotiated resolution in December that allowed the school to resolve the case and begin probation.

## PARTY LIKE 2018

- The last time the Tigers hosted consecutive Top-25 opponents at home was Jan. 27 and Feb. 6 of 2018 against Cincinnati and Wichita State.

## ROAD WARRIORS

- The Tigers have four wins against Power Five programs this season away from their home floor.
- Memphis has wins at Missouri and #21 Texas A&M, and neutral court victories over Michigan and #20 Arkansas.
- Over the last two seasons, they are 8-2 against P5 teams away from home.

## DAVID IS 'HIM'

- **David Jones** is the ONLY player in the nation that is averaging at least 20.0 points, 6.0 rebounds and 2.0 steals per game.
- Four games this season he has recorded 20-6-2.
- Jones has led the Tigers in scoring seven times this season, and has posted an AAC-high six games with 20+ points, including 4-straight.

## HOME COURT ADVANTAGE

- The Tigers have won 22 of their last 24 games at FedExForum and are 72-11 at home under head coach **Penny Hardaway**.
- The last two losses at home have been by a combined three points - Tulane (1), #1 Houston (2).
- Six of the 11 defeats in Hardaway's tenure have finished as one-possession games.

## JOURDAIN'S JOURNEY

- Nicholas Jourdain has been incredibly efficient this season
- He ranks 1st in the nation in 2-point percentage with an 82.6-percent mark.
- He's 19-of-23 from inside the arc after going 5-of-6 Saturday against Clemson.
- He also ranks 3rd nationally in offensive rating (156.3) according to KenPom.

## MILLSVILLE

- After asking to be removed from the starting lineup in order to provide a spark off the bench, **Caleb Mills** posted his two best games of the season at VCU and Texas A&M.
- The Florida State transfer averaged 15.0 points and 3.5 rebounds in those two games.
- He has also shot 61.5 percent overall (8-13) and a team-high 80.0 percent from deep (4-5).
- He is the team's third-leading scorer this season at 9.2 points and has reached double figures in 6-of-10 games.

## THREE'S COMPANY

- Memphis is one of only three programs in the nation to have won at least 18 games in each of the last 24 seasons starting in 2000-01 . (Gonzaga, Kansas, Memphis).

## CURRENT MEMPHIS STREAKS

<b>All Games</b>	<b>W3</b>
Last Loss:	12/2/23 at Ole Miss (80-77)
<b>At FedExForum</b>	<b>W3</b>
Last Loss:	3/5/23 vs. #1 Houston (67-65)
<b>On the Road</b>	<b>W2</b>
Last Loss:	12/2/23 at Ole Miss (80-77)
<b>Neutral Sites</b>	<b>L1</b>
Last Win:	11/23/23 vs. #20 Arkansas (84-79)
<b>vs. Ranked Opponents</b>	<b>W3</b>
Last Loss:	3/17/23 vs. #25 FAU (66-65)
<b>Non-Conference (Home)</b>	<b>W10</b>
Last Loss:	12/10/21 vs. Murray State (74-72)
<b>Non-Conference (Road/Neutral)</b>	<b>W2</b>
Last Loss:	12/2/23 at Ole Miss (80-77)
<b>American Athletic Conference</b>	<b>W3</b>
Last Loss:	3/5/23 vs. #1 Houston (67-65)
<b>American Athletic Conference (Home)</b>	<b>L1</b>
Last Win:	2/26/23 vs. Cincinnati (76-73)
<b>American Athletic Conference (Road)</b>	<b>W2</b>
Last Loss:	2/19/23 at #2 Houston (72-64)
<b>Games Allowing 75 or Fewer Points</b>	<b>-1</b>
Last With:	12/10/23 at Texas A&M (81-75)
<b>Games with a 15-Point Scorer</b>	<b>4</b>
Last Without:	11/24/23 vs. Villanova (Jones-13)
<b>Games with an =/+ Assist-to-TO Ratio</b>	<b>-5</b>
Last With:	11/23/23 vs. #20 Arkansas (14-13)
<b>Games with Rebounding Advantage/Even</b>	<b>-1</b>
Last With:	12/10/23 at Texas A&M (37-35)
<b>Games with More Free Throw Attempts</b>	<b>3</b>
Last Without:	12/2/23 at Ole Miss (15-15)
<b>When Scoring 80+ Points</b>	<b>W11</b>
Last Loss:	2/4/23 vs. Tulane (90-89/OT)
<b>When Scoring 90+ Points</b>	<b>W5</b>
Last Loss:	1/11/22 at UCF (107-104/2OT)
<b>When Scoring 100+ Points</b>	<b>L1</b>
Last Win:	11/16/19 vs. Alcorn St. (102-156)

## MR. 1000

- **David Jones** continued his torrid pace to open the season with a game-high 23 points at VCU.
- On his first bucket in the second half, Jones reached 1,000 points for his career.
- He scored 451 at DePaul and 409 at St. John's.

## 35 AND 5

- David Jones became only the second player in Division I over the last 25 years to have 35+ points and 5+ steals in a road or neutral-site victory over an AP Top 25 team with his career-high 36 points against Arkansas in the Bahamas.
- Stephen Curry in the 2008 NCAA Tournament against Gonzaga was the other.
- Jones' previous career high was 33 points against Louisville on Dec. 10, 2021 while at DePaul.
- David has been named to the AAC Honor Roll twice this season and earned a spot on the Battle 4 Atlantis All-Tournament team.



## ON THE ROAD AGAIN

- As of Thursday, Memphis was one of only 4 teams in the nation that has seven or more total wins this season, but with just two or fewer of those coming at home.
- Long Beach State, Delaware and Cornell also.

## STREAK NO MORE

- Memphis had gone 35-straight games with at least one 15-point scorer before ending the streak against Villanova.
- David Jones led the team with 13 points.
- The last time Memphis didn't have someone score 15 points in a game was against Stanford on Nov. 27, 2022.

## BROWN'S COMPANY

- Jordan Brown** is one of just six active players in Division I that has 1400 points, 700 rebounds and 100 blocks for their career.
- Joining the big man on the list is Armando Bacot (UNC), Hunter Dickinson (Kansas), Zach Edey (Purdue), Johni Broome (Auburn) and Josh Oduro (Providence).
- If you add 100 assists to that line, Brown is one of only four to have those numbers (Oduro, Bacot, Dickinson).

## ALL WE DO IS WIN

- Memphis owns the 7th-longest active winning seasons streak in Division I at 23.
- Kansas (40), Arizona (39), Gonzaga (32), Duke (28), Michigan State (27) and Xavier (27) are the only teams with more.
- The 1999-2000 was the last season where they finished under .500, going 15-16 overall.
- The 2007-08 was vacated by the NCAA after finishing 38-2, which would make it 24-straight seasons with a winning mark.

## WHERE'S WALTON?

- Jaykwon Walton** was expected to provide a scoring punch to an already loaded Tiger squad.
- Through the first five games of the season, he was averaging 12.0 points and shooting 50% from the floor (22-44).
- The last five games, however, have been a different story.
- Walton is averaging just 6.4 points while shooting an abysmal 22.5 percent (9-40).
- He had 9 made triples in the first five games, but is just 1-18 from deep in the last five (.055)

## JQ IN HIS GROOVE

- Alabama transfer **Jahvon Quinerly** has begun to find his groove of late.
- He's second on the team in scoring (13.7) and leads the team in assists (4.9).
- He posted games of 20pt-4reb-6ast game at VCU and a season-high 24pt-4reb-5ast game at Texas A&M.
- It marked just the second time in his career that JQ recorded back-to-back games of 20+ points.
- The other was Jan. 29-Feb.1, 2022 against No. 4 Baylor and No.1 Auburn.

## QUINERLY DIMES

- Jahvon Quinerly** leads the team with 4.9 assists per game.
- That is a career high for him and the 2nd highest total for a Tiger in Penny Hardaway's six-year tenure (Kendric Davis - 5.4).
- He has 4+ assists in 9 of 10 games and 5+ in six.
- Last season at Bama, he had 12 games with 5+ dimes.

## EXPERIENCED TIGERS

- Memphis has an average of 2.61 years of Division I experience on its roster.
- That ranks them 39th nationally according to KenPom.com.
- Memphis has 944 games of combined collegiate experience on its roster among 14 players.
- Eight of those have played 50-plus games in their career with five of them having at least 100 games under their belt.
- Jahvon Quinerly** has the most at 133.

## IN THE NET

- Penny Hardaway and the Tigers have bounced back after dropping two-straight and opening the first NET rankings at No. 70.
- With their wins at VCU and Texas A&M and against Clemson, the Tigers have climbed to No. 34 as of Monday.
- Memphis is 2-2 against Q1 despite wins over Missouri, Michigan and No. 20 Arkansas.
- The Tigers are 3-0 against Q2.

## TIGER DEFENSE

- Defense has been a staple under Penny Hardaway, with his teams always ranking near the top of the nation in defensive categories.
- In his six seasons when Memphis has held an opponent to 60 points or less, the Tigers are 40-3.
- They have won 20-straight games in the stretch.
- His defense this season ranks 5th in the AAC in field goal percentage defense (41.0), 4th in blocked shots (4.5) and 3rd in steals (8.6).

## 50 A MAGIC NUMBER

- Shooting better than 50.0 percent in games seems to be a great indicator of success for the Tigers in recent years.
- The Tigers have won 57 of the last 58 games when shooting better than 50.0% from the floor.
- That stretch includes a streak of 47-straight games before falling 107-104 in 2OT at UCF on Jan. 11, 2023 where they shot 50.7%.
- The streak started after shooting 54.4 percent (31-57) in an 87-74 loss at Cincinnati on Feb. 23, 2017.
- The Tigers were 14-1 last season when reaching the 50-percent mark.

## THREE'S FOR ASH

- Ashton Hardaway's** 5 three-pointers against Michigan were the most by a Memphis freshman since Boogie Ellis hit 6 against Illinois-Chicago in 2019.
- He is the first Tiger since at least 2010-11 to make 5 triples in a game while playing less than

## AWARDS &amp; HONORS

2023-24  
PRESEASONJahvon Quinerly

- Preseason All-AAC First Team
- Bob Cousy Award Watch List

Jordan Brown

- Preseason All-AAC Second Team
- Kareem Abdul-Jabbar Award Watch List

Carl Cherenfant

- Preseason AAC Co-Rookie of the Year

JJ Taylor

- Preseason AAC Co-Rookie of the Year

## IN-SEASON

David Jones

- Oscar Robertson National POW (12/12)
- AAC Player of the Week (12/11)
- AAC Weekly Honor Roll (11/27)
- AAC Weekly Honr Roll (11/20)

## ELITE SCORER

- Memphis lost one of its best single-season performances in program history when **Kendric Davis** walked out the door.
- He finished last season ranked No. 2 all-time in single season program history with 744 total points scored in 2022-23.

1.	762	Dajuan Wagner	2001-02
2.	744	<b>Kendric Davis</b>	<b>2022-23</b>
3.	729	Penny Hardaway	1992-93
4.	724	Chris Douglas-Roberts	2007-08
5.	721	Larry Finch	1972-73
6.	708	Jeremiah Martin	2015-16
7.	688	Keith Lee	1984-85
8.	669	Larry Finch	1971-72
9.	665	Elliot Perry	1990-91
10.	636	Rodney Carney	2005-06

## A LOOK AT THE SCHEDULE

- Memphis' 2023-24 schedule features 11 possible opponents ranked inside the top-55 in KenPom's preseason rankings.
- The Tigers will face potentially nine Power Five programs in the non-conference schedule. They would all be in an 11-game stretch.
- Memphis will travel to three SEC campuses (Missouri, Ole Miss, Texas A&M) and will host games against the ACC (Clemson, Virginia) and SEC (Vanderbilt).
- They will also travel to the Battle 4 Atlantis for Feast Week with the opening matchup set to be against Michigan.

20 minutes (18).

- Memphis has only had two players in the last two seasons to make 5+ three-pointers in a game (Ashton vs. Michigan / Kendrick Davis at UCF in 2022-23).

### ABOUT MEMPHIS

- Memphis put up big wins in exhibition play with a 106-49 win over Lane College and a 104-63 win against Le Moyne-Owen College.
- It marked the first time since Nov. 2002 that the Tigers have scored 100+ in back-to-back games, regardless of regular season or exhibition play.
- Memphis is coming off a 26-9 season in which it won the program's first AAC Championship with a 75-65 victory over No. 1 Houston.
- Memphis returns just two players - **Malcolm Dandridge** and **Jayden Hardaway** - from last season. They accounted for 9.7 percent of last season's scoring, 4% of assists and 8% of rebounding.
- The Tigers welcome 13 newcomers, including 2022-23 SEC Co-Sixth Man of the Year **Jahvon Quinerly** and reigning Lou Henson Award winner **Jordan Brown**.
- In August, Memphis went 2-1 in three exhibition contests in Dominican Republic.
- **Jaykwon Walton** led the team with 16.3 points per game, while Brown averaged 15.6 points and 7.0 rebounds.
- Quinerly paced Memphis with 6.7 assists per contest.
- This week marks Memphis' second time participating in the Battle 4 Atlantis, as the Tigers took home a 7th-place finish in 2012 after defeating Northern Iowa, 52-47, in the final game.

### WATCH THESE TIGERS

- **Jahvon Quinerly** was named last month to the Bob Cousy Award Watch List as one of the nation's top-20 point guards entering the 2023-24 campaign.
- **Jordan Brown** was named to the Kareem Abdul-Jabbar Watch List as one of the nation's top-20 centers in Division I entering the season.
- Only six teams in the country had a player on the Bob Cousy and Kareem Abdul-Jabbar Watch Lists...of those six, Memphis is the only team to not be ranked in the preseason top 25.
- #1 Kansas, #5 UConn, #9 Creighton, #14 North Carolina and #15 Kentucky are the others.

### BIG MEMPHIS

- Under **Penny Hardaway**, defense has been a staple for the Tigers and this season is no exception.
- The Tigers ranked in the top-40 last season in steals per game (24th - 8.6), FG % defense (18th - 40.1%) and blocks (38th - 4.5).
- Memphis held six opponents under 60 points and were 15-2 when holding teams to under 70.
- The Tigers were 26-4 when teams scored 89 or fewer.
- They were 0-5 when an opponent reached 90.

### WINNINGEST TIGER HEAD COACHES

#### By Total Victories

Rk.	Head Coach	Years	Seasons	Record (Pct.)
1.	Larry Finch	1986-97	11	220-130 (.629)
2.	John Calipari	2000-09	9	214-67 (.762)
3.	Zach Curlin	1924-48	23	173-184 (.485)
4.	Josh Pastner	2009-16	7	167-73 (.696)
5.	Dana Kirk	1979-86	7	158-58 (.731)
6.	<b>Penny Hardaway</b>	<b>2018-Pres.</b>	<b>6</b>	<b>114-54 (.678)</b>
7.	Bob Vanatta	1956-62	6	109-34 (.762)
8.	Wayne Yates	1974-79	5	93-49 (.655)
9.	Eugene Lambert	1951-56	5	87-45 (.659)
10.	Gene Bartow	1970-74	4	83-32 (.722)

### SIGNING DAY UPDATE

- Memphis announced the addition of prep standout - Jared Harris - who will join the program for the 2024-25 season.
- Harris is rated a 4-star and ranks No. 86 overall in the nation according to the On3 consensus ranking.
- Last season at Silsbee High School, he averaged 18.6 points, 5.4 rebounds, 4.2 assists and 2.0 steals in 37 games.
- Guided his squad to the 4A regional final and was named a Beaumont Enterprise First-Team Super Gold selection as well as a Co-MVP of District 19-4A.
- Competed for the Houston Superstars AAU program.
- Chose Memphis over offers from Alabama, Arkansas, Illinois, Kansas, LSU, Mississippi State and Texas A&M.

### LIKE FATHER, LIKE SON

- The Tigers have a unique relationship on their bench in 2023-24.
- **Penny Hardaway** is in his sixth year as Tiger head coach, and on the squad is his two sons, graduate senior **Jayden** and freshman **Ashton**.
- The Hardaways are one of 23 father-son tandems in NCAA Division I basketball this season.
- Memphis, however, is one of only two schools that has two sons on the roster (Boise State).
- There are three coaches sons on the Tigers squad as assistant coach Rick Stansbury also has a son playing, Noah.
- The following shows the father-son tandems (coach-player) in NCAA Division I basketball in 2023-24:

**Alabama State:** Tony Madlock (TJ)  
**Arizona State:** Bobby Hurley (Bobby)  
**Boise State:** Leon Rice (Kade & Max)  
**Charlotte:** Aaron Fearne (Tyler)  
**UConn:** Dan Hurley (Andrew)  
**Dayton:** Anthony Grant (Makai)  
**Drake:** Darian DeVries (Tucker)  
**Illinois-Chicago:** Luke Yaklich (Griffin)  
**Iowa:** Fran McCaffery (Patrick)  
**Lehigh:** Brett Reed (Brendan)  
**Liberty:** Ritchie McCay (Gabriel)  
**Long Beach State:** Dan Monson (Maddow)  
**Louisville:** Kenny Payne (Alexander)  
**Memphis:** **Penny Hardaway (Jayden & Ashton)**  
**Michigan:** Juwan Howard (Jace)  
**Michigan State:** Tom Izzo (Steven)  
**Nebraska:** Fred Hoiberg (Sam)

**Northern Iowa:** Ben Jacobson (Hunter)  
**Oklahoma:** Porter Moser (Jacob)  
**Southern Miss:** Jay Ladner (Luke)  
**USC Upstate:** Dave Dickerson (Dave III)  
**VCU:** Ryan Odom (Connor)  
**Wisconsin:** Greg Card (Issac)

### READY FOR A 3-PEAT

- Memphis is looking for another strong season under **Penny Hardaway**.
- The Tigers are searching for their 3rd-straight NCAA Tournament bid for the first time since 4-straight trips from 2011-2014.
- The Tigers are also looking for their 3rd-straight top-2 finish in the AAC for the first time.

### ANOTHER 10-SPOT IN CONFERENCE

- Memphis reached the 10-win mark in AAC play for the sixth-straight year.
- The Tigers have earned 10 AAC wins in all five seasons under head coach **Penny Hardaway**.
- Last year's 10-win conference season was also the Tigers' 20th of the 2000s.

### LARRY FINCH PLAZA

On Oct. 28, 2021, the University of Memphis dedicated **Larry Finch Plaza** outside the Laurie-Walton Family Basketball Center.

Finch coached **Penny Hardaway** while the latter was a standout on the court in the early 1990s, which followed Finch's own acclaimed playing career in the early 1970s.

Called "one of the 10 most influential Memphians of all time" by Mayor Jim Strickland, Finch was credited with helping to reunite the City when he played for then-Memphis State after graduating from Melrose High School in Orange Mound following the assassination of Dr. Martin Luther King Jr.





## PENNY HARDAWAY HEAD COACH OVERALL RECORD

115-54 (6th Season)

### RECORD AT MEMPHIS

115-54 (6th Season)

### POSTSEASON APPS.


2 - NCAA, 2 - NIT

### HARDAWAY YEAR-BY-YEAR RECORD

Season	W-L	Notes
2023-24 Memphis	5-2	(suspended 1st 3)
2022-23 Memphis	26-9	NCAA 1st Round
2021-22 Memphis	22-11	NCAA 2nd Round
2020-21 Memphis	20-8	NIT Champions
2019-20 Memphis	20-10*	COVID-19 season
2018-19 Memphis	22-14	NIT 2nd Round

### HARDAWAY: THE TIMELINE

A former prep standout at Treadwell High, he averaged 36.6 points and 10.1 rebounds as a senior in 1990 and was named *Parade*



*Magazine* National High School Player of the Year.

A two-time All-American and two-time Great Midwest Conference Player of the Year, Hardaway averaged 22.8 points, 8.5 rebounds, 6.4 assists and 2.4 steals in 1992-93.

Hardaway remains the only Memphis player to have two career

triple-doubles and his 1,319 points (in only two seasons) rank 17th on the school's career scoring list. The 729 points he scored during the 1992-93 season are the most by a junior in Tigers history.

In his two seasons, Hardaway led the team to a 43-23 record – including eight wins over nationally ranked schools -- and directed the Tigers to two NCAA Tournament appearances, including an Elite Eight trip in 1992.

After his junior year, Hardaway declared for the NBA Draft and began a 14-year pro career with the Orlando Magic (1993-99), the Phoenix Suns (1999-2004), the New York Knicks (2004-06) and the Miami Heat (2007).

The No. 3 pick in the 1993 NBA Draft, Hardaway quickly rose to stardom with the Magic. He averaged 16.6 points, 6.6 assists and 5.4 rebounds in his first season and was named to the NBA All-Rookie Team.

During the 1994-95 season, he averaged 20.9 points and 7.2 assists, started the NBA All-Star Game and was named to the All-NBA First Team, while leading Orlando to the NBA Finals against the Houston Rockets. Hardaway averaged 25.5 points and eight assists in the series.



After the 1995-96 season, he played on the U.S. Olympic basketball team that won a gold medal in Atlanta, Ga.




Hardaway had a successful run at East High School, which won state titles in 2016, 2017 and 2018. With Hardaway as head coach, the Mustangs defeated Whitehaven High for the 2018 Class AAA championship.



Hardaway returned to his alma mater and becomes the school's 19th head coach and the third former Tiger player to hold the position.

Hardaway was inked to a six-year, \$16.5 million extension on Oct. 12, 2022, which takes him through April 15, 2028.

## MEMPHIS & THE ASSOCIATION



The Memphis Tigers have had significant success in the Draft in recent seasons. After **James Wiseman (PK2)** and **Precious Achiuwa (PK15)** were selected in the first round in the 2020 NBA Draft, **Jalen Duren (PK13)** followed suit in the 2022 Draft.

- Duren was the 16th Tiger selected in the first round and the 53rd Tiger selected overall, while Josh Minott was taken No. 45 in the second round.
- Besides 2020, the last and only other time Memphis had two NBA first rounders was in 2006 (Rodney Carney, No. 16 to Chicago; Shawne Williams, No. 17 to Indiana).
- Memphis, Kentucky, and North Carolina are the only schools to have players selected each of Nos. 1-7 in NBA Draft history.
- After coaching Wiseman, Tigers head coach **Penny Hardaway** is the only NCAA head coach to have been picked in the top three of the NBA Draft and have been the college head coach of a player taken in the top three.

The Memphis Tigers coaching staff brings a wealth of NBA experience and connections to the bench:

### Penny Hardaway • 14 seasons

- Orlando, Phoenix, N.Y. Knicks, Miami
- Four-time NBA All-Star
- Two-time All-NBA first team
- NBA All-Rookie Team (1994)
- Helped lead the Magic to the NBA Finals in his sophomore season in 1995, ultimately losing to the Houston Rockets
- Career scoring average of 15.2 points per game



## FEDEXFORUM THE HOME OF THE TIGERS

The 2023-24 season marks the 20th for the Tigers in their home arena, FedExForum, which officially opened in September 2004. Located just a few feet off Beale Street on historic Highway 61, FedExForum rises to extend the heart of the Memphis entertainment district.

Memphis plays its home contests in the 18,400-seat arena, which served as host for 2019 American Athletic Conference Championship. It also will be the site for the 2024 NCAA Tournament First and Second Rounds. Since it opened in 2004, FedExForum has hosted six Conference USA Tournaments, three NCAA Men's South Regionals (2009, 2014, 2017), two American Athletic Conference Tournaments (2014, 2019) and one NCAA Women's South Regional (2010).

At 135 feet high, FedExForum provides a backdrop for historic Beale Street. The 805,850 square-foot arena, covering 13.8 acres, features five levels as well as state-of-the-art locker rooms and facilities for sports teams, as well as an exceptional dining and entertainment experiences for its patrons.

**Capacity:** 18,400

**Open House:** Sept. 6, 2004

**First Event:** Usher concert, Sept. 17, 2004

**First Memphis Tiger event:** Midnight Madness, Oct. 15, 2004

**First Memphis exhibition game:** vs. Christian Brothers, Nov. 6, 2004 (81-70, W)

**First Memphis regular season game:** vs. Savannah State, Coaches vs. Cancer, Nov. 11, 2004 (102-40, W)

**Memphis record at FedExForum:** 303-53 (.851 winning percentage)



## LAURIE-WALTON FAMILY BASKETBALL CENTER OPENED NOV. 17, 2017

Memphis men's basketball moved into its new practice facility, the Laurie-Walton Family Basketball Center, Nov. 17, 2017. It is a comprehensive, 62,000-square-foot training facility on the University's Park Avenue Campus.

This stand-alone facility encompasses offices, locker rooms, 3,250-square-foot weight room, training facilities, two NCAA regulation courts, as well as spaces for student-athletes to study, train, eat and develop.



In addition, the history of Memphis basketball is showcased via a large atrium in the grand lobby known as Traditions Hall, a 7,300-square-foot area that will double as a museum designed to be an interactive celebration of Tigers basketball for the general public.

The new practice facilities, part of the University's "Time to Shine" capital campaign, represent a major commitment from the University and Memphis community to compete at the highest level.



## TIGERS ON THE WEB

For game notes, rosters, statistics and other information on Memphis Tigers basketball, go to the University of Memphis athletics website at [www.GoTigersGo.com](http://www.GoTigersGo.com).

## TIGERS ON THE RADIO

All Memphis basketball games are broadcast on the Tigers' network flagship station, 98.9 THE ROAR OF MEMPHIS. Dave Woloshin calls the play-by-play, while Matt Dillon serves as the color analyst. Dillon and Jeff Brightwell host the pre- and postgame shows.

98.9 THE ROAR OF MEMPHIS also broadcasts **Penny Hardaway's** weekly radio show, which originates from Brookhaven Pub in Memphis and also airs on Facebook Live. Brightwell serves as host of the weekly call-in show. The Hardaway radio weekly call-in show begins in December and is scheduled for most Mondays throughout the season.

## PENNY HARDAWAY TELEVISION SHOW

Head coach **Penny Hardaway's** weekly television coach's show is televised every Sunday night at 10:30 p.m. CT during the season by ActionNews 5 in Memphis. The show begins in late November. Dave Woloshin and Matt Infield serve as the show's hosts.



## 2023-24 UOFM GAME HIGHS

DATE	OPPONENT	SCORE	ATTENDANCE	POINTS	REBOUNDS	ASSISTS	OPP. HIGH PTS
11/6	JACKSON STATE	W 94-77	10,912	Walton (19)	Mills (7)	Quinerly (4)	Ken Evans (18)
11/10	@ [RV] Missouri	W 70-55	15,061	Quinerly (18)	Jones (10)	Quinerly (5)	Sean East II (14)
11/17	ALABAMA STATE	W 92-75	11,289	Jones (22)	Jones (10)	Quinerly (4)	CJ Hines (19)
11/22	(1) vs. [RV] Michigan	W 71-67	752	A. Hardaway (17)	Brown (5)	Quinerly (8)	Olivier Nkamhoua (18)
11/23	(1) vs. #20 Arkansas	W 84-79	982	Jones (36)	Jones (4)	Quinerly (4)	Khalif Battle (21)
11/24	(1) vs. [RV] Villanova	L 63-79	1201	Jones (13)	Jones (7)	Jones/Mills (2)	TJ Bamba (13)
12/2	@ [RV] Ole Miss	L 80-77	9,416	Jones (22)	Jones/Jourdain (7)	Quinerly (6)	Jaylen Murray (22)
12/6	@ VCU	W 85-80 (OT)	7,637	Jones (23)	Jones (8)	Quinerly (6)	Toibu Lawal (16)
12/10	@ #21 Texas A&M	W 81-75	9,565	Jones (29)	Jones/Dandridge/Walton (7)	Quinerly (5)	Manny Obaseki (21)
12/16	#13 CLEMSON	W 79-77	15,052	Jones (22)	Dandridge (9)	Quinerly (6)	PJ Hall (21)
12/19	#22 VIRGNIA						

\* American Athletic Conference game

(1) Battle 4 Atlantis (Imperial Arena; Atlantis, Bahamas)

## 2022-23 GAME-BY-GAME COMPARISON

DATE	OPPONENT	FGM-A/%	3FG-A/%	FTM-A/%	OR-DR-TOT	PF	AST	TO	STL	BK	PTS
11/6	Memphis	34-67/.507	11-28/.393	15-23/.652	10-24-34	14	21	16	15	4	94
	Jackson State	29-63/.460	10-30/.333	9-12/.750	11-26-37	19	13	23	7	6	77
11/10	Memphis	27-63/.429	7-20/.350	9-16/.563	11-36-47	20	16	10	7	6	70
	at Missouri	18-57/.316	6-30/.200	13-17/.765	6-29-35	17	8	12	9	4	55
11/17	Memphis	32-61/.525	11-25/.440	17-23/.739	15-35-50	14	12	18	7	7	92
	Alabama State	27-86/.314	10-26/.385	11-15/.733	25-17-42	22	11	8	12	3	75
11/22	Memphis	25-57/.439	10-24/.417	11-16/.688	6-22-28	19	11	11	9	8	71
	Michigan (1)	24-61/.393	8-24/.333	11-17/.647	19-31-50	19	12	18	5	5	67
11/23	Memphis	26-53/.491	8-24/.333	24-30/.800	9-15-24	20	14	13	10	7	84
	#20 Arkansas (1)	26-55/.473	7-18/.389	20-27/.741	13-20-33	25	7	18	4	2	79
11/24	Memphis	20-57/.351	7-25/.280	16-23/.696	9-27-36	17	7	11	5	2	63
	Villanova (1)	26-61/.426	13-35/.371	14-18/.778	10-31-41	19	14	10	3	3	79
12/2	Memphis	31-73/.425	3-18/.167	12-15/.800	16-26-42	17	12	13	9	5	77
	at Ole Miss	29-64/.453	11-22/.500	11-15/.733	10-29-39	14	19	13	6	10	80
12/6	Memphis	27-57/.474	8-21/.381	23-29/.793	13-26-39	21	10	18	7	2	85
	at VCU	29-69/.420	7-29/.241	15-21/.714	17-20-37	21	13	12	8	2	80
12/6	Memphis	25-52/.481	9-22/.409	22-29/.759	11-26-37	20	15	16	8	2	81
	at Texas A&M	25-64/.391	6-33/.182	19-24/.792	16-19-35	21	13	12	13	1	75
12/10	Memphis	29-67/.433	4-26/.154	17-23/.739	11-24-35	14	12	6	9	2	79
	Clemson	30-61/.492	7-23/.304	10-15/.667	8-29-37	20	20	15	3	4	77
12/19	Memphis Virginia										

\* American Athletic Conference game

(1) Battle 4 Atlantis (Imperial Arena; Atlantis, Bahamas)

2023-24 SPECIALTY STATS

DATE	OPPONENT	OFF TO	IN PAINT	SECOND CHANCE	FAST BREAK	BENCH	LARGEST LEAD	BEST RUN	GAME LEAD CHANGES	GAME TIES
11/6	Memphis Jackson State	26	46	15	20	34	21 (2nd, 2:46)	10 (1st, 11:14)	2	3
		12	26	12	17	19	6 (1st, 12:20)	8 (1st, 16:52)		
11/10	Memphis at Missouri	10	38	12	7	23	17 (2nd, 4:57)	10 (2nd, 13:33)	5	3
		6	20	3	7	17	14 (1st, 6:45)	9 (1st, 10:28)		
11/17	Memphis Alabama State	11	40	10	12	24	22 (2nd, 1:43)	9 (2nd, 8:49)	0	0
		13	22	18	16	26	NONE	7 (1st, 5:12)		
11/22	Memphis Michigan (1)	21	20	4	5	32	16 (2nd, 16:46)	8 (1st, 1:53)	3	3
		13	20	15	4	10	2 (1st, 18:59)	6 (2nd, 15:11)		
11/23	Memphis #20 Arkansas (1)	27	32	14	15	22	10 (2nd, 4:54)	7 (1st, 14:24)	14	9
		10	30	14	4	26	5 (1st, 5:20)	6 (1st, 16:04)		
11/24	Memphis Villanova (1)	15	24	10	7	18	NONE	21 (2nd, 4:29)	0	0
		16	24	8	8	23	35 (2nd, 10:07)	12 (1st, 0:52)		
12/2	Memphis at Ole Miss	13	50	18	12	35	11 (2nd, 18:49)	10 (1st, 15:33)	6	3
		16	30	10	9	9	7 (1st, 18:06)	7 (1st, 18:06)		
12/6	Memphis at VCU	11	36	12	3	27	5 (1st OT, 0:31)	9 (1st, 6:05)	8	11
		12	40	18	8	39	10 (1st, 11:58)	7 (1st, 16:36)		
12/10	Memphis at Texas A&M	14	24	11	6	21	14 (2nd, 3:54)	9 (1st, 0:01)	4	5
		16	34	13	9	41	3 (1st, 11:20)	8 (2nd, 17:19)		
12/16	Memphis Clemson	17	44	14	11	25	5 (2nd, 15:29)	10 (2nd, 16:53)	9	6
		10	42	4	9	5	10 (1st, 3:23)	9 (1st, 6:21)		
12/19	Memphis Virginia									

\* American Athletic Conference game  
(1) Battle 4 Atlantis (Imperial Arena; Atlantis, Bahamas)



## 2023-24 GAME-BY-GAME STARTING LINEUPS

DATE	OPPONENT	G	G	G/F	F	C/F	RECORD <sup>^</sup>
11/6	JACKSON STATE	Quinerly	Walton	Jones	Jourdain	Dandridge	1-0 (1)
11/10	@ Missouri	Quinerly	Walton	Jones	Jourdain	Dandridge	2-0
11/17	ALABAMA STATE	Quinerly	Mills	Walton	Jones	Brown	1-0 (2)
11/22	(1) vs. Michigan	Quinerly	Mills	Walton	Jones	Brown	2-0
11/23	(1) vs. #20 Arkansas	Quinerly	Mills	Walton	Jones	Brown	3-0
11/24	(1) vs. Villanova	Quinerly	Mills	Walton	Jones	Brown	3-1
12/2	@ Ole Miss	Quinerly	Mills	Walton	Jones	Brown	3-2
12/6	@ VCU	Quinerly	A. Hardaway	Jones	Jourdain	Dandridge	1-0 (3)
12/10	@ Texas A&M	Quinerly	A. Hardaway	Jones	Jourdain	Dandridge	2-0
12/16	CLEMSON	Quinerly	A. Hardaway	Jones	Jourdain	Dandridge	3-0
12/19	VIRGINIA						

<sup>^</sup> denotes running count of Memphis' record with listed lineup

() number of different lineups

\* American Athletic Conference game

(1) Battle 4 Atlantis (Nassau, Bahamas \ Imperial Arena)

## 2023-24 GAME-BY-GAME HIGHLIGHTS

**NOV. 6, 2023 | MEMPHIS 94, JACKSON STATE 77 | MEMPHIS, TENN.**

- Memphis shot 50.9 percent from the floor as a team (34-67) and led for over 35 minutes of game time.
- Jaykwon Walton led five Tigers in double figures behind a game-high 19 points to go along with five rebounds and three steals, while shooting 7-of-11 from the field. David Jones added 15 points, a pair of rebounds and three assists.
- The Tigers were sluggish out of the gate, turning the ball over 10 times in the first 11 minutes and falling behind by as many as six. Midway through the first half, Walton nailed a triple to spark a 10-0 run and put Memphis in front for good.
- The Tigers won their 21st-straight home opener and sixth-straight season opener, while collecting 21 assists and forcing 23 Jackson State miscues.
- The Tigers had 15 steals in the win, with Walton, Quinerly and Jayhlon Young each swiping three.

**NOV. 10, 2023 | MEMPHIS 70, MISSOURI 55 | COLUMBIA, MO.**

- The Memphis Tigers trailed Missouri by 14 late in the first half but stormed back and earned a 70-55 road win Friday night in Columbia, Missouri.
- Memphis struggled to find any rhythm throughout much of the first half, falling behind 29-15 with 6:45 to play in the opening period. From that moment on, the Tigers outscored Missouri 55-26 the rest of the way.
- Jahvon Quinerly led Memphis with 18 points, eight rebounds, five assists and three steals, while David Jones pulled down his first double-double as a Tiger with 10 points and 10 rebounds. Jaykwon Walton hit three triples and scored 13 points, while Jordan Brown added 12 points and five boards off the bench.
- Memphis locked down the home Tigers with its patented defense in the final 20 minutes, limiting Missouri to just 5-of-26 (19.2 %) from the floor. Memphis shot 51.6 percent in the second half and outscored Missouri 44-22.
- Memphis outscored Missouri 38-20 in the paint, 12-0 on second-chance points and 23-17 off the bench.

**NOV. 17, 2023 | MEMPHIS 92, ALABAMA STATE 75 | MEMPHIS, TENN.**

- Memphis took care of business Friday at FedExForum, defeating Alabama State 92-75 behind David Jones' 22-point, 10-rebound effort.
- Jones recorded his second-straight double-double to lead four Tigers in double figures.
- Jahvon Quinerly posted another big game with 16 points, eight rebounds and a team-high four assists, while Jaykwon Walton poured in 12 points, seven boards, three dimes and two blocks. Caleb Mills earned his first start in a Memphis uniform and turned in 10 points and three assists.
- Memphis shot 52.5 percent from the floor (32-61) and led by as many as 22 with less than two minutes remaining in the game.
- The Tigers connected on a season-high 11 three-pointers and drained 17-of-23 at the free throw line.
- Memphis outscored ASU 40-22 in the paint and won the battle on the boards, 50-42.

**NOV. 22, 2023 | MEMPHIS 71, MICHIGAN 67 | NASSAU, BAHAMAS (BATTLE 4 ATLANTIS)**

- Behind 17 points from freshman Ashton Hardaway and a defensive effort that forced 18 turnovers, the Memphis Tigers defeated Michigan in the Battle 4 Atlantis opener, 71-67.
- In 18 minutes of action, Hardaway shot 6-of-9 overall and connected on five three-pointers. David Jones finished with 11 points, four rebounds, two assists and knocked down six crucial free throws in the final minute to seal the win.
- Caleb Mills added 10 points, four rebounds and put a Michigan defender on his back with a crossover in the first half that is likely to be talked about the rest of the season. Point guard Jahvon Quinerly nearly posted a double-double with nine points and a season-high eight assists.
- Memphis held Michigan, a team putting up 91.5 points per game entering the night, to 24.5 points below its season average. The 18 turnovers from the Wolverines are a season high and their 39.3-percent mark from the field was a season low. They held Michigan scoreless for multiple four-minute-long periods in the first 20 minutes and forced 13 of the 18 miscues.
- The Tigers scored 21 points off those turnovers and led by as many as 16 in the second half. Memphis shot 43.9 percent overall (25-57) and drained 41.7 percent from long distance (10-24).

**NOV. 23, 2023 | MEMPHIS 84, #20 ARKANSAS 79 | NASSAU, BAHAMAS (BATTLE 4 ATLANTIS)**

- David Jones lit up No. 20 Arkansas for a career-high 36 points to lead the Memphis Tigers to the championship game of the Battle 4 Atlantis with an 84-79 victory over the Razorbacks on Thanksgiving night in the Bahamas.
- Jones finished 10-of-14 from the floor, drilled four triples, converted on 12-of-14 trips to the free throw line and swiped five steals to prove to the nation that he was the best player on the court, at least for the night.
- Junior forward Nicholas Jourdain played 21 minutes off the bench but made a number of plays that will not show up in the box score. The ones that will, however, are 12 points, three rebounds, two blocks and a 5-for-5 night from the floor.
- Jaykwon Walton also added 11 points, three boards and a pair of assists in 27 minutes.
- Memphis led by as many as 10 points late in the second half, forcing 18 Arkansas turnovers and holding the Razorbacks to just four fastbreak points.
- The Tigers shot 49.1 percent overall (26-53) and connected on a season-high 24-of-30 at the stripe.

**NOV. 23, 2023 | VILLANOVA 79, MEMPHIS 63 | NASSAU, BAHAMAS (BATTLE 4 ATLANTIS)**

- Memphis struggled from the floor early and found itself in too big of a hole to overcome as the Tigers fell 79-63 to Villanova in the championship game at the Battle 4 Atlantis.
- Villanova opened the game by hitting six three-pointers in the first eight minutes, while Memphis couldn't get anything to fall. Villanova opened the game with a 16-2 lead and held the Tigers to single digits before finally reaching 10 on a free throw at the 5:17 mark.
- The Wildcats used a 12-0 run late in the half to take a 44-16 advantage into the intermission. Memphis got just 4-of-27 shots (14.8%) to fall in the opening period, including 1-of-12 from deep (8.3%). Villanova, on the other hand, made 15 total field goals with eight of them being triples. It was a completely lopsided first half on the box score.
- With Memphis trailing by 35 (67-35) with 8:58 to play, Penny Hardaway turned up the defensive pressure with a full-court press and got Villanova out of sorts. After a five-second call, over the next five minutes, the Tigers went on a 21-0 run where they forced Villanova into five turnovers and got 15 combined points from Quinerly and David Jones.
- At the 3:42 mark, Jones buried a triple to cut the deficit to 13, but that was as close as the Tigers got. Villanova closed the game on a 10-3 run to help close things out.
- Memphis shot a season-low 35.1 percent from the floor after hitting 20-of-57 shots. Nova scored 16 points off 11 UM turnovers.

**2023-24 GAME-BY-GAME HIGHLIGHTS****DEC. 2, 2023 | OLE MISS 80, MEMPHIS 77 | OXFORD, MISS.**

- Memphis fell to Ole Miss, 80-77, in Oxford in front of a sold-out crowd. Memphis led for 33:27, but could not close out the win as the Rebels rallied late to hand the Tigers their second loss of the season.
- David Jones tallied 22 points (9-of-17), seven rebounds and a pair of assists to lead Memphis in the loss. Nicholas Jourdain added 10 points and pulled down seven boards while Malcolm Dandridge put up 13 points and collected four rebounds.
- After falling behind 7-0 in the first two minutes, Memphis went on a 19-2 run to gain control en route to taking a 37-30 lead into the half.
- Ole Miss went on to shoot 55.9 percent in the second half and after retaking the lead midway through the period, neither team would lead by more than two possessions the rest of the way.
- The Rebels got a tough bucket from Jaylen Murray to regain the lead for good with 18 seconds to play, before Jahvon Quinerly heaved a last-second game-tying three in the final seconds that missed the rim.
- Memphis shot 42.5 percent for the game (31-73) and had just 12 assists on its 31 field goals. The Tigers were hampered by shooting 16.7 percent from three-point range (3-18).
- Ole Miss was 11-for-22 from distance (.500), and the Rebels were led by Murray's 22 points and nine assists. Memphis native Matthew Murrell added 20 points, six rebounds and five dimes.

**DEC. 6, 2023 | MEMPHIS 85, VCU 80 (OT) | RICHMOND, VA.**

- Memphis got back to its winning ways Wednesday night, defeating VCU 85-80 in overtime at the Siegel Center.
- David Jones led the way with 23 points, eight rebounds and four steals, while Jahvon Quinerly posted 20 points and six assists. Caleb Mills added a season-high 17 points off the bench in 29 minutes.
- The Tigers struggled from the floor to begin the night, hitting just four of their first 16 shots over the first 11-plus minutes. The Rams, on the other hand, converted on 8-of-10 field goals to take a 36-32 lead at the break.
- Jaykwon Walton came off the bench to start the overtime period and came up with a huge triple in the first possession. The sides went back-and-forth before Memphis came away with clutch stops and sealed the 85-80 win at the free throw line.
- Memphis shot 47.4 percent for the game (27-57) and nailed 38.1 percent from long distance (8-21). The Tigers drained 23-of-29 at the charity stripe, their second-highest total of the season.
- Memphis' victory marked the first overtime win since Feb. 29, 2020 at Tulane and David Jones reached 1,000 points for his career.

**DEC. 10, 2023 | MEMPHIS 81, #21 TEXAS A&M 75 | COLLEGE STATION, TEXAS**

- Memphis picked up a statement win with an 81-75 victory over No. 21/19 Texas A&M Sunday afternoon in College Station. It is the first true road win over a ranked opponent for Memphis since 2022 at Houston.
- The Tigers now have three wins over SEC opponents this season, including two against AP ranked squads.
- David Jones led the Tigers with 29 points and seven rebounds, while Jahvon Quinerly added 24 points and a team-high five assists.
- Caleb Mills also finished in double figures with 13 points, 11 of which came in the second half.
- Jones ripped off 14-straight points in the middle of the first half to help the Tigers to a 38-29 lead at the break. He and Quinerly combined for 30 of the team's 38 points.
- Jones, Quinerly and Mills scored 34 of the 43 points in the second half and helped Memphis build a 14-point lead with less than three minutes to play. The Tigers shot 48.1 percent from the field, converting on 25-of-52 shot attempts. They also hit 9-of-22 from deep (40.9%) and 22-of-29 at the charity stripe (75.9%).
- Memphis' defense limited the Aggies to just 39.1 percent shooting (25-64) and locked them down from long range. Texas A&M made just 6-of-33 three-pointers Sunday after making 14 – which tied for the second most in school history – against DePaul on Wednesday.

**DEC. 16, 2023 | MEMPHIS VS. #13 CLEMSON | MEMPHIS, TENN.**

- Memphis defeated previously undefeated and 13th-ranked Clemson, 79-77, Saturday afternoon in a "White Out" at FedExForum in Memphis.
- The Tigers (8-2) extended their win-streak to three games in front of 15,052 raucous fans and picked up its fifth Power Five win of the season, three of which have come against a ranked opponent.
- Four Tigers were in double figures, led by David Jones' 22 points on 6-of-14 shooting. Jahvon Quinerly added 17 points to go along with a team-high six assists and three steals. Nicholas Jourdain connected on 5-of-6 field goals en route to 11 points and a team-high two blocks.
- Jaykwon Walton made several big plays and finished with 10 points in 28 minutes off the bench.
- Memphis trailed by seven at the break, 39-32, but a swift 13-1 run just four-and-a-half minutes into the second half put the Tigers in front en route to outscoring Clemson 47-38 in the second half.
- Memphis shot 43.3 percent from the field (29-67), made 73.9 percent of its free throws (17-23) and dished out 12 assists while swiping nine steals.
- The Tigers turned the ball over a season-low six times, the fewest in a game since coughing it up just five times against Gonzaga on March 19, 2022 in the NCAA Tournament.

**DEC. 19, 2023 | MEMPHIS VS. #22 VIRGINIA | MEMPHIS, TENN.**

- Memphis and Virginia tips off at 6 p.m. Tuesday on ESPN2 in the second meeting ever between the programs. The Cavaliers come to town ranked No. 22 in the AP Poll.



## 2023-24 HIGH-LOWS

## Memphis - Game Highs

POINTS	94	Jackson St. (11/06/2023)
	92	Alabama St. (11/17/2023)
	85	at VCU (12/06/2023)
	84	vs Arkansas (N) (11/23/2023)
	81	at Texas A&M (12/10/2023)
FIELD GOALS MADE	34	Jackson St. (11/06/2023)
	32	Alabama St. (11/17/2023)
FIELD GOAL ATTEMPTS	73	at Ole Miss (12/02/2023)
	67	Clemson (12/16/2023)
	67	Jackson St. (11/06/2023)
FIELD GOAL PERCENTAGE	.525 (32-61)	Alabama St. (11/17/2023)
	.507 (34-67)	Jackson St. (11/06/2023)
3 PT FG MADE	11	Alabama St. (11/17/2023)
	11	Jackson St. (11/06/2023)
3 PT FG ATTEMPTS	28	Jackson St. (11/06/2023)
	26	Clemson (12/16/2023)
3 PT FG PERCENTAGE	.440 (11-25)	Alabama St. (11/17/2023)
	.417 (10-24)	vs Michigan (N) (11/22/2023)
FREE THROWS MADE	24	vs Arkansas (N) (11/23/2023)
	23	at VCU (12/06/2023)
FREE THROW ATTEMPTS	30	vs Arkansas (N) (11/23/2023)
	29	at Texas A&M (12/10/2023)
	29	at VCU (12/06/2023)
FREE THROW PERCENTAGE	.800 (24-30)	vs Arkansas (N) (11/23/2023)
	.800 (12-15)	at Ole Miss (12/02/2023)
REBOUNDS	50	Alabama St. (11/17/2023)
	47	at Missouri (11/10/2023)
ASSISTS	21	Jackson St. (11/06/2023)
	16	at Missouri (11/10/2023)
STEALS	15	Jackson St. (11/06/2023)
	10	vs Arkansas (N) (11/23/2023)
BLOCKED SHOTS	8	vs Michigan (N) (11/22/2023)
	7	vs Arkansas (N) (11/23/2023)
	7	Alabama St. (11/17/2023)
TURNOVERS	18	at VCU (12/06/2023)
	18	Alabama St. (11/17/2023)
FOULS	21	at VCU (12/06/2023)
	20	at Texas A&M (12/10/2023)
	20	vs Arkansas (N) (11/23/2023)
	20	at Missouri (11/10/2023)

## 2023-24 HIGH-LOWS

## Opponent - Game Highs

POINTS	80		at VCU (12/06/2023)
	80		at Ole Miss (12/02/2023)
	79		vs Villanova (N) (11/24/2023)
	79		vs Arkansas (N) (11/23/2023)
	77		Clemson (12/16/2023)
	77		Jackson St. (11/06/2023)
FIELD GOALS MADE	30		Clemson (12/16/2023)
	29		at VCU (12/06/2023)
	29		at Ole Miss (12/02/2023)
	29		Jackson St. (11/06/2023)
FIELD GOAL ATTEMPTS	86		Alabama St. (11/17/2023)
	69		at VCU (12/06/2023)
FIELD GOAL PERCENTAGE	.492	(30-61)	Clemson (12/16/2023)
	.473	(26-55)	vs Arkansas (N) (11/23/2023)
3 PT FG MADE	13		vs Villanova (N) (11/24/2023)
	11		at Ole Miss (12/02/2023)
3 PT FG ATTEMPTS	35		vs Villanova (N) (11/24/2023)
	33		at Texas A&M (12/10/2023)
3 PT FG PERCENTAGE	.500	(11-22)	at Ole Miss (12/02/2023)
	.389	(7-18)	vs Arkansas (N) (11/23/2023)
FREE THROWS MADE	20		vs Arkansas (N) (11/23/2023)
	19		at Texas A&M (12/10/2023)
FREE THROW ATTEMPTS	27		vs Arkansas (N) (11/23/2023)
	24		at Texas A&M (12/10/2023)
FREE THROW PERCENTAGE	.792	(19-24)	at Texas A&M (12/10/2023)
	.778	(14-18)	vs Villanova (N) (11/24/2023)
REBOUNDS	50		vs Michigan (N) (11/22/2023)
	42		Alabama St. (11/17/2023)
ASSISTS	20		Clemson (12/16/2023)
	19		at Ole Miss (12/02/2023)
STEALS	13		at Texas A&M (12/10/2023)
	12		Alabama St. (11/17/2023)
BLOCKED SHOTS	10		at Ole Miss (12/02/2023)
	6		Jackson St. (11/06/2023)
TURNOVERS	23		Jackson St. (11/06/2023)
	18		vs Arkansas (N) (11/23/2023)
	18		vs Michigan (N) (11/22/2023)
FOULS	25		vs Arkansas (N) (11/23/2023)
	22		Alabama St. (11/17/2023)

## 2023-24 HIGH-LOWS

## Memphis - Game Lows

<b>POINTS</b>	63 70 71 77 79		vs Villanova (N) (11/24/2023) at Missouri (11/10/2023) vs Michigan (N) (11/22/2023) at Ole Miss (12/02/2023) Clemson (12/16/2023)
<b>FIELD GOALS MADE</b>	20 25 25		vs Villanova (N) (11/24/2023) at Texas A&M (12/10/2023) vs Michigan (N) (11/22/2023)
<b>FIELD GOAL ATTEMPTS</b>	52 53		at Texas A&M (12/10/2023) vs Arkansas (N) (11/23/2023)
<b>FIELD GOAL PERCENTAGE</b>	.351 .425	(20-57) (31-73)	vs Villanova (N) (11/24/2023) at Ole Miss (12/02/2023)
<b>3 PT FG MADE</b>	3 4		at Ole Miss (12/02/2023) Clemson (12/16/2023)
<b>3 PT FG ATTEMPTS</b>	18 20		at Ole Miss (12/02/2023) at Missouri (11/10/2023)
<b>3 PT FG PERCENTAGE</b>	.154 .167	(4-26) (3-18)	Clemson (12/16/2023) at Ole Miss (12/02/2023)
<b>FREE THROWS MADE</b>	9 11		at Missouri (11/10/2023) vs Michigan (N) (11/22/2023)
<b>FREE THROW ATTEMPTS</b>	15 16 16		at Ole Miss (12/02/2023) vs Michigan (N) (11/22/2023) at Missouri (11/10/2023)
<b>FREE THROW PERCENTAGE</b>	.563 .652	(9-16) (15-23)	at Missouri (11/10/2023) Jackson St. (11/06/2023)
<b>REBOUNDS</b>	24 28		vs Arkansas (N) (11/23/2023) vs Michigan (N) (11/22/2023)
<b>ASSISTS</b>	7 10		vs Villanova (N) (11/24/2023) at VCU (12/06/2023)
<b>STEALS</b>	5 7 7 7		vs Villanova (N) (11/24/2023) at VCU (12/06/2023) Alabama St. (11/17/2023) at Missouri (11/10/2023)
<b>BLOCKED SHOTS</b>	2 2 2 2		Clemson (12/16/2023) at Texas A&M (12/10/2023) at VCU (12/06/2023) vs Villanova (N) (11/24/2023)
<b>TURNOVERS</b>	6 10		Clemson (12/16/2023) at Missouri (11/10/2023)
<b>FOULS</b>	14 14 14		Clemson (12/16/2023) Alabama St. (11/17/2023) Jackson St. (11/06/2023)



## 2023-24 HIGH-LOWS

## Opponent - Game Lows

POINTS	55	at Missouri (11/10/2023)
	67	vs Michigan (N) (11/22/2023)
	75	at Texas A&M (12/10/2023)
	75	Alabama St. (11/17/2023)
	77	Clemson (12/16/2023)
	77	Jackson St. (11/06/2023)
FIELD GOALS MADE	18	at Missouri (11/10/2023)
	24	vs Michigan (N) (11/22/2023)
FIELD GOAL ATTEMPTS	55	vs Arkansas (N) (11/23/2023)
	57	at Missouri (11/10/2023)
FIELD GOAL PERCENTAGE	.314 (27-86)	Alabama St. (11/17/2023)
	.316 (18-57)	at Missouri (11/10/2023)
3 PT FG MADE	6	at Texas A&M (12/10/2023)
	6	at Missouri (11/10/2023)
3 PT FG ATTEMPTS	18	vs Arkansas (N) (11/23/2023)
	22	at Ole Miss (12/02/2023)
3 PT FG PERCENTAGE	.182 (6-33)	at Texas A&M (12/10/2023)
	.200 (6-30)	at Missouri (11/10/2023)
FREE THROWS MADE	9	Jackson St. (11/06/2023)
	10	Clemson (12/16/2023)
FREE THROW ATTEMPTS	12	Jackson St. (11/06/2023)
	15	Clemson (12/16/2023)
	15	at Ole Miss (12/02/2023)
	15	Alabama St. (11/17/2023)
FREE THROW PERCENTAGE	.647 (11-17)	vs Michigan (N) (11/22/2023)
	.667 (10-15)	Clemson (12/16/2023)
REBOUNDS	33	vs Arkansas (N) (11/23/2023)
	35	at Texas A&M (12/10/2023)
	35	at Missouri (11/10/2023)
ASSISTS	7	vs Arkansas (N) (11/23/2023)
	8	at Missouri (11/10/2023)
STEALS	3	Clemson (12/16/2023)
	3	vs Villanova (N) (11/24/2023)
BLOCKED SHOTS	1	at Texas A&M (12/10/2023)
	2	at VCU (12/06/2023)
	2	vs Arkansas (N) (11/23/2023)
TURNOVERS	8	Alabama St. (11/17/2023)
	10	vs Villanova (N) (11/24/2023)
FOULS	14	at Ole Miss (12/02/2023)
	17	at Missouri (11/10/2023)

## 2023-24 HIGH-LOWS

## Memphis - Individual Game Highs

POINTS	36		David Jones vs Arkansas (N) (11/23/2023)
	29		David Jones at Texas A&M (12/10/2023)
	24		Jahvon Quinerly at Texas A&M (12/10/2023)
	23		David Jones at VCU (12/06/2023)
	22		David Jones vs Clemson (12/16/2023)
	22		David Jones at Ole Miss (12/02/2023)
	22		David Jones vs Alabama St. (11/17/2023)
FIELD GOALS MADE	10		David Jones vs Arkansas (N) (11/23/2023)
	9		David Jones at Ole Miss (12/02/2023)
FIELD GOAL ATTEMPTS	19		David Jones at VCU (12/06/2023)
	17		David Jones at Texas A&M (12/10/2023)
	17		David Jones at Ole Miss (12/02/2023)
FIELD GOAL PERCENTAGE (min 5 made)	1.000	(5-5)	Nick Jourdain vs Arkansas (N) (11/23/2023)
	1.000	(5-5)	Malcolm Dandridge vs Jackson St. (11/06/2023)
3 PT FG MADE	5		David Jones at Texas A&M (12/10/2023)
	5		Ashton Hardaway vs Michigan (N) (11/22/2023)
3 PT FG ATTEMPTS	9		David Jones at Texas A&M (12/10/2023)
	8		David Jones at Ole Miss (12/02/2023)
	8		David Jones vs Arkansas (N) (11/23/2023)
3 PT FG PERCENTAGE (min 2 made)	1.000	(2-2)	Caleb Mills at VCU (12/06/2023)
	1.000	(2-2)	Nick Jourdain vs Arkansas (N) (11/23/2023)
FREE THROWS MADE	12		David Jones vs Arkansas (N) (11/23/2023)
	10		David Jones at VCU (12/06/2023)
FREE THROW ATTEMPTS	14		David Jones vs Arkansas (N) (11/23/2023)
	12		David Jones vs Clemson (12/16/2023)
	12		David Jones at VCU (12/06/2023)
FREE THROW PERCENTAGE (min 3 made)	1.000	(8-8)	David Jones at Texas A&M (12/10/2023)
	1.000	(6-6)	Jahvon Quinerly vs Arkansas (N) (11/23/2023)
	1.000	(4-4)	Jahvon Quinerly vs Clemson (12/16/2023)
	1.000	(4-4)	Jahvon Quinerly at VCU (12/06/2023)
	1.000	(4-4)	David Jones vs Alabama St. (11/17/2023)
	1.000	(4-4)	Jayden Hardaway vs Jackson St. (11/06/2023)
	1.000	(3-3)	Jahvon Quinerly at Ole Miss (12/02/2023)
	1.000	(3-3)	Caleb Mills vs Alabama St. (11/17/2023)
REBOUNDS	10		David Jones vs Alabama St. (11/17/2023)
	10		David Jones at Missouri (11/10/2023)
ASSISTS	8		Jahvon Quinerly vs Michigan (N) (11/22/2023)
	6		Jahvon Quinerly vs Clemson (12/16/2023)
	6		Jahvon Quinerly at VCU (12/06/2023)
	6		Jahvon Quinerly at Ole Miss (12/02/2023)
STEALS	5		David Jones vs Arkansas (N) (11/23/2023)
	4		David Jones at VCU (12/06/2023)
BLOCKED SHOTS	3		Malcolm Dandridge at Ole Miss (12/02/2023)
	3		Malcolm Dandridge vs Arkansas (N) (11/23/2023)
TURNOVERS	6		Jaykwon Walton at Texas A&M (12/10/2023)
	6		David Jones at VCU (12/06/2023)
FOULS	5		Malcolm Dandridge at Texas A&M (12/10/2023)
	5		Malcolm Dandridge at VCU (12/06/2023)
	5		Caleb Mills vs Arkansas (N) (11/23/2023)

## 2023-24 HIGH-LOWS

## Opponent - Individual Game Highs

<b>POINTS</b>	22		Jaylen Murray at Ole Miss (12/02/2023)
	21		PJ Hall vs Clemson (12/16/2023)
	21		Manny Obaseki at Texas A&M (12/10/2023)
	21		Khalif Battle vs Arkansas (N) (11/23/2023)
	20		Matthew Murrell at Ole Miss (12/02/2023)
<b>FIELD GOALS MADE</b>	9		PJ Hall vs Clemson (12/16/2023)
	8		Chauncey Wiggins vs Clemson (12/16/2023)
	8		Toibu Lawal at VCU (12/06/2023)
	8		Chase Adams vs Jackson St. (11/06/2023)
<b>FIELD GOAL ATTEMPTS</b>	20		Antonio "TJ" Madlock vs Alabama St. (11/17/2023)
	19		PJ Hall vs Clemson (12/16/2023)
<b>FIELD GOAL PERCENTAGE (min 5 made)</b>	.727	(8-11)	Toibu Lawal at VCU (12/06/2023)
	.714	(5-7)	Ian Schieffelin vs Clemson (12/16/2023)
<b>3 PT FG MADE</b>	6		Matthew Murrell at Ole Miss (12/02/2023)
	5		CJ Hines vs Alabama St. (11/17/2023)
<b>3 PT FG ATTEMPTS</b>	9		Wade Taylor IV at Texas A&M (12/10/2023)
	9		Caleb Grill at Missouri (11/10/2023)
	9		Coltie Young vs Jackson St. (11/06/2023)
<b>3 PT FG PERCENTAGE (min 2 made)</b>	.857	(6-7)	Matthew Murrell at Ole Miss (12/02/2023)
	.750	(3-4)	Khalif Battle vs Arkansas (N) (11/23/2023)
<b>FREE THROWS MADE</b>	8		Khalif Battle vs Arkansas (N) (11/23/2023)
	7		Ken Evans vs Jackson St. (11/06/2023)
<b>FREE THROW ATTEMPTS</b>	11		Khalif Battle vs Arkansas (N) (11/23/2023)
	8		Ken Evans vs Jackson St. (11/06/2023)
<b>FREE THROW PERCENTAGE (min 3 made)</b>	1.000	(6-6)	Allen Flanigan at Ole Miss (12/02/2023)
	1.000	(5-5)	Anthony Robinson II at Missouri (11/10/2023)
	1.000	(4-4)	Jaylen Murray at Ole Miss (12/02/2023)
	1.000	(4-4)	Olivier Nkamhoua vs Michigan (N) (11/22/2023)
	1.000	(4-4)	Tamar Bates at Missouri (11/10/2023)
<b>REBOUNDS</b>	14		Andersson Garcia at Texas A&M (12/10/2023)
	12		Tarris Reed Jr. vs Michigan (N) (11/22/2023)
<b>ASSISTS</b>	9		Jaylen Murray at Ole Miss (12/02/2023)
	8		Wade Taylor IV at Texas A&M (12/10/2023)
<b>STEALS</b>	4		Wade Taylor IV at Texas A&M (12/10/2023)
	4		Caleb Grill at Missouri (11/10/2023)
<b>BLOCKED SHOTS</b>	4		Jaemyn Brakefield at Ole Miss (12/02/2023)
	4		Tarris Reed Jr. vs Michigan (N) (11/22/2023)
<b>TURNOVERS</b>	6		Keijuan Johnson vs Jackson St. (11/06/2023)
	5		PJ Hall vs Clemson (12/16/2023)
	5		Wade Taylor IV at Texas A&M (12/10/2023)
	5		Keiveon Hunt vs Jackson St. (11/06/2023)
	5		Ken Evans vs Jackson St. (11/06/2023)
<b>FOULS</b>	5		Toibu Lawal at VCU (12/06/2023)
	5		Khalif Battle vs Arkansas (N) (11/23/2023)
	5		Will Tschetter vs Michigan (N) (11/22/2023)
	5		Olivier Nkamhoua vs Michigan (N) (11/22/2023)





## 2023-24 BOX SCORES

## GM 5: NOV. 23, 2023 | MEMPHIS 84, #20 ARKANSAS 79

NCAA

Official Basketball Box Score - Final

Arkansas at Memphis

11/23/23 Atlanta, Paradise Island

2023 Bad Boy Movers Battle 4 Atlantis

Game Time: 5:00 PM  
Game Duration: 2:27  
Attendance: 982

Officials: Gary Maxwell, Mike Roberts, Marquis Pettigrew

Arkansas - 79

Record: 4-2

NO. Name	Min	FG M-A	3P M-A	FT M-A	Rebounds OR DR TOT	Fouls PF FO	TP	AS	TO	ST	Blocks BS BA	+/-			
2 Trevon Brazile	F 39:04	5-10	1-3	2-2	7	3	10	4	2	13	1	3	2	0	-7
15 Makhi Mitchell	F 16:39	2-2	0-0	0-1	0	2	2	4	4	4	1	2	0	2	0
4 Davonte Davis	G 37:37	5-14	3-7	2-2	0	3	3	3	1	15	1	3	0	0	-5
6 Layden Blocker	G 26:46	3-5	0-0	3-4	3	0	3	4	2	9	1	0	0	0	-7
12 Tramon Mark	G 26:01	4-9	0-2	4-5	0	1	1	3	4	12	0	1	1	0	-1
0 Khalif Battle	29:55	5-8	3-4	8-11	0	2	2	5	21	0	4	1	0	2	-5
3 El Ellis	13:14	0-3	0-2	0-0	0	1	1	0	0	3	2	0	0	0	-1
8 Chandler Lawson	10:36	2-4	0-0	1-2	1	2	3	2	5	0	0	0	0	0	-1
5 Joseph Pinion	00:08	0-0	0-0	0-0	0	0	0	0	0	0	0	0	0	0	1
Team					2	6	8			0	3				
Totals		26-55	7-18	20-27	13	20	33	25	20	79	7	18	4	2	-5

Technical Fouls: Davis 1<sup>st</sup> 8:07 Brazile 1<sup>st</sup> 4:52 Blocker 2<sup>nd</sup> 4:54

Shooting By Period

1 <sup>st</sup> FG%	11-26	42.3%
3PT%	4-10	40.0%
FT%	11-14	78.6%
2 <sup>nd</sup> FG%	15-29	51.7%
3PT%	3-8	37.5%
FT%	9-13	69.2%
GM FG%	26-55	47.3%
3PT%	7-18	38.9%
FT%	20-27	74.1%

Dead Ball Rebounds: 7.0

Memphis - 84

Record: 5-0

NO. Name	Min	FG M-A	3P M-A	FT M-A	Rebounds OR DR TOT	Fouls PF FO	TP	AS	TO	ST	Blocks BS BA	+/-			
3 Jordan Brown	F 12:09	2-2	0-0	1-2	0	0	0	2	3	5	0	3	0	0	-10
8 David Jones	F 32:33	10-14	4-8	12-14	1	3	4	1	7	36	2	2	5	0	5
9 Caleb Mills	G 22:25	1-5	1-1	1-2	0	3	3	5	1	4	1	0	0	0	1
10 Jaykwon Walton	G 27:22	4-8	1-4	2-3	2	1	3	1	2	11	2	3	1	1	-8
11 Jahvon Quinerly	G 27:32	0-6	0-5	0-6	0	0	1	2	4	6	4	0	0	0	1
1 Jaykwon Young	18:11	1-2	0-0	2-3	0	0	0	1	2	4	3	0	1	0	6
2 Nick Jourdain	20:31	5-5	2-2	0-0	2	1	3	2	1	12	0	1	0	2	19
23 Malcolm Dandridge	12:06	1-5	0-0	0-0	0	1	1	2	0	2	1	1	1	3	0
4 Ashton Hardaway	10:44	1-1	0-0	0-0	0	1	1	3	1	2	1	1	1	0	9
25 Jayden Hardaway	14:15	1-4	0-3	0-0	0	0	0	1	1	2	0	1	0	0	-3
5 Carl Cherenfant	02:12	0-1	0-1	0-0	0	1	1	0	0	0	1	1	0	0	-2
Team					4	3	7			0	0				
Totals		26-53	8-24	24-30	9	15	24	20	22	84	14	13	10	7	5

Technical Fouls: Team 2<sup>nd</sup> 2:07

Shooting By Period

1 <sup>st</sup> FG%	15-32	46.9%
3PT%	5-15	33.3%
FT%	7-9	77.8%
2 <sup>nd</sup> FG%	11-21	52.4%
3PT%	3-9	33.3%
FT%	17-21	81%
GM FG%	26-53	49.1%
3PT%	8-24	33.3%
FT%	24-30	80.0%

Dead Ball Rebounds: 4.1

	ARK	MEM	Points from Turnovers	ARK	MEM	Period by Period Scoring			
Biggest lead	5 (1 <sup>st</sup> 5:20)	10 (2 <sup>nd</sup> 4:54)	Turnovers	10	27	1st	2nd	TOT	
Best Scoring Run	6 (1 <sup>st</sup> 16:04)	7 (1 <sup>st</sup> 14:24)	Paint	30	32	ARK	37	42	79
Lead Changes	14		Second Chance	14	14	MEM	42	42	84
Times Tied	9		Fast Breaks	4	15				
Time with Lead	06:31	30:00	Bench	26	22				

## GM 6: NOV. 23, 2023 | VILLANOVA 79, MEMPHIS 63

Official Basketball Box Score - Final

Memphis at Villanova

11/24/23 Atlanta, Paradise Island

2023 Bad Boy Movers Battle 4 Atlantis - Championship Game

Game Time: 3:30 PM

Game Duration: 2:01

Attendance: 1,201

Officials: Tony Padilla, Bert Smith, Paul Seale

Memphis - 63

Record: 5-1

NO. Name	Min	FG M-A	3P M-A	FT M-A	Rebounds OR DR TOT	Fouls PF PD	TP	AS	TO	ST	Blocks BS BA	+/-			
3 Jordan Brown	F 08:31	0-3	0-0	1-2	1	4	5	2	1	1	0	2	0	1	-10
8 David Jones	F 33:25	6-12	1-5	0-0	2	5	7	1	0	13	2	1	1	0	-9
9 Caleb Mills	G 27:22	3-9	1-3	3-4	1	4	5	2	3	10	2	1	0	0	1
10 Jaykwon Walton	G 26:46	1-9	0-5	7-8	0	2	2	1	5	9	1	0	0	0	-16
11 Jahvon Quinerly	G 24:10	3-7	2-4	4-5	0	1	1	1	2	12	1	3	1	0	-18
23 Malcolm Dandridge	15:04	1-2	0-0	1-3	0	2	2	4	5	3	0	1	0	1	0
25 Jayden Hardaway	08:20	0-1	0-0	0-0	0	1	1	0	0	0	0	1	1	0	-13
2 Nick Jourdain	20:08	1-1	0-0	0-0	2	1	3	4	1	2	1	0	0	0	1
1 Jaykhon Young	15:20	2-2	1-1	0-0	2	0	2	0	0	5	0	2	2	0	-9
4 Ashton Hardaway	16:24	3-9	2-6	0-1	0	1	1	2	1	8	0	0	0	0	-11
0 Jonathan Pierre	03:19	0-1	0-1	0-0	0	1	1	0	0	0	0	0	0	0	-1
5 Carl Cherenfant	01:11	0-1	0-0	0-0	0	0	0	0	0	0	0	0	0	0	0
Team					1	5	6			0	0				
Totals		20-57	7-25	16-23	9	27	36	17	18	63	7	11	5	2	-18

Technical Fouls: NONE

Shooting By Period

1 <sup>st</sup> FG%	4-27	14.8%
3PT%	1-12	8.3%
FT%	7-9	77.8%
2 <sup>nd</sup> FG%	16-30	53.3%
3PT%	6-13	46.2%
FT%	9-14	64.3%
GM FG%	20-57	35.1%
3PT%	7-25	28.0%
FT%	16-23	69.6%

Dead Ball Rebounds: 4-0

Villanova - 79

Record: 6-1

NO. Name	Min	FG M-A	3P M-A	FT M-A	Rebounds OR DR TOT	Fouls PF PD	TP	AS	TO	ST	Blocks BS BA	+/-				
23 Tyler Burton	F 20:26	3-7	2-3	3-4	3	6	9	2	2	11	2	0	2	1	13	
43 Eric Dixon	F 20:48	4-8	0-2	3-4	1	7	8	2	4	11	1	1	0	1	26	
0 TJ Bamba	G 25:58	5-13	3-9	0-1	0	3	3	1	13	2	0	0	1	0	13	
2 Mark Armstrong	G 24:26	3-8	0-2	4-5	0	2	2	3	10	0	2	0	0	0	15	
5 Justin Moore	G 25:41	3-5	3-5	2-2	1	2	3	1	11	2	0	0	0	0	23	
13 Hakim Hart	23:10	2-6	1-5	2-2	1	1	2	1	3	7	0	3	0	0	7	
15 Jordan Longino	17:48	3-6	2-4	0-0	1	3	4	3	1	8	5	0	1	0	-5	
14 Lance Ware	18:23	1-2	0-0	0-0	2	2	1	1	2	2	1	0	0	0	9	
1 Brendan Hausen	16:28	2-6	2-6	0-0	0	3	3	1	0	6	0	2	0	0	-4	
4 Chris Arcidiacono	04:14	0-0	0-0	0-0	0	0	0	3	1	0	0	0	0	0	-7	
21 Nnanna Njoku	02:38	0-0	0-0	0-0	1	0	1	2	0	0	0	0	0	0	-10	
Team					2	4	2			0	1					
Totals		26-61	13-35	14-18	10	31	41	19	17	79	14	10	3	3	2	16

Technical Fouls: Bench 2<sup>nd</sup>; 4:40

Shooting By Period

1 <sup>st</sup> FG%	15-34	44.1%
3PT%	8-19	42.1%
FT%	6-7	85.7%
2 <sup>nd</sup> FG%	11-27	40.7%
3PT%	5-16	31.3%
FT%	8-11	72.7%
GM FG%	26-61	42.6%
3PT%	13-35	37.1%
FT%	14-18	77.8%

Dead Ball Rebounds: 2-0

MEM

VIL

Biggest lead

0 (1<sup>st</sup> 20:00)

35 (2<sup>nd</sup> 10:07)

Best Scoring Run

21 (2<sup>nd</sup> 4:29)

12 (1<sup>st</sup> 0:52)

Lead Changes

21

12

Times Tied

0

0

Time with Lead

00:00

38:57

Points from

MEM

VIL

Turnovers

15

16

Paint

24

24

Second Chance

10

8

Fast Breaks

7

8

Bench

18

23


Period by Period Scoring

	1st	2nd	TOT
MEM	16	47	63
VIL	44	35	79


Game Notes: 1H 9:21 - Official Review, Call Stands. ●

2023-24 BOX SCORES

GM 9: DEC. 10, 2023 | MEMPHIS 81, #21 TEXAS A&M 75

		Official Basketball Box Score - Final <b>Memphis at Texas A&amp;M</b> 12/10/23 Reed Arena, Bryan-College Station 2023-24 Men's Basketball										Game Time: 3:00 PM Game Duration: 2:23 Attendance: 9,565	
Memphis - 81		Record: 7-2										Officials: Don Daly, K.B. Burdett Jr., Vladimir Voyard-Tadal	
NO.	Name	Min	FG M-A	3P M-A	FT M-A	Rebounds OR DR TOT	Fouls PF FD	TP	AS	TO	ST	Blocks BS BA	+/-
2	Nick Jourdain	F 28:37	2-4	0-1	0-0	2 1 3	3 1	4	2	1	0	0 0	8
4	Ashton Hardaway	F 14:24	0-2	0-2	0-0	0 3 3	1 1	0	2	0	2	0 0	11
8	David Jones	F 34:32	8-17	5-9	8-8	1 6 7	2 4	29	0	3	2	2 0	6
23	Malcolm Dandridge	C 11:36	1-1	0-0	1-2	2 5 7	5 1	3	1	2	0	0 0	8
11	Jahvon Quinerly	G 34:10	8-13	2-5	6-8	1 3 4	2 6	24	5	1	1	0 0	2
9	Caleb Mills	23:33	4-7	2-3	3-4	1 2 3	4 2	13	1	3	1	0 0	-10
10	Jaykwon Walton	30:29	1-6	0-2	3-5	3 4 7	3 5	5	2	6	1	0 1	0
1	Jaylon Young	09:05	1-2	0-0	1-2	1 0 1	0 1	3	2	0	1	0 0	3
25	Jaydon Hardaway	09:48	0-0	0-0	0-0	0 0 0	0 0	0	0	0	0	0 0	8
0	Jonathan Pierre	03:46	0-0	0-0	0-0	0 0 0	0 0	0	0	0	0	0 0	-6
Team						0 2 2		0		0			
Totals			25-52	9-22	22-29	11 26 37	20 21	81	15	16	8	2 1	6
Technical Fouls: NONE													
Texas A&M - 75		Record: 7-3										Shooting By Period	
NO.	Name	Min	FG M-A	3P M-A	FT M-A	Rebounds OR DR TOT	Fouls PF FD	TP	AS	TO	ST	Blocks BS BA	+/-
10	Wildens Leveque	F 08:46	1-3	0-0	0-0	3 1 4	1 2	2	0	0	0	0 1	-8
15	Henry Coleman III	F 27:28	2-5	0-0	2-2	1 5 6	1 1	6	2	1	2	0 0	0
2	Hayden Helner	G 21:28	3-9	3-7	0-0	0 0 0	3 1	9	0	2	0	0 0	-1
4	Wade Taylor IV	G 34:37	3-14	0-9	3-4	1 1 2	4 2	9	8	5	4	0 0	5
23	Tyrece Radford	G 24:07	3-9	0-5	2-2	1 1 2	2 1	8	1	0	0	0 1	-9
11	Andersson Garcia	26:11	1-2	0-1	4-6	7 7 14	4 4	6	2	2	2	1 0	0
0	Jace Carter	18:58	3-7	1-5	2-2	1 1 2	2 2	9	0	1	2	0 0	-13
13	Solomon Washington	17:11	2-2	0-0	1-2	1 1 2	2 2	5	0	0	3	0 0	-3
35	Manny Obaseki	21:13	7-13	2-6	5-6	0 1 1	2 5	21	0	1	0	0 0	-1
Team						1 1 2		0		0			
Totals			25-64	16-33	19-24	16 19 35	21 20	75	13	12	13	1 2	-6
Technical Fouls: NONE													
		MEMP		TAMU		Points from		MEMP		TAMU		Period by Period Scoring	
Biggest lead		14 (2 <sup>nd</sup> 3:54)		3 (1 <sup>st</sup> 11:20)		Turnovers		14		16			
Best Scoring Run		9 (1 <sup>st</sup> 0:01)		8 (2 <sup>nd</sup> 17:19)		Paint		24		34			
Lead Changes		4				Second Chance		11		13		MEMP	
Times Tied		5				Fast Breaks		6		9			
Time with Lead		35:15		01:50		Bench		21		41		TAMU	
								29		46		75	

GM 10: DEC. 16, 2023 | MEMPHIS 79, #13 CLEMSON 77

		Official Basketball Box Score - Final <b>Clemson at Memphis</b> 12/16/23 FedExForum, Memphis 2023-24 Men's Basketball										Game Time: 2:00 PM Game Duration: 2:07 Attendance: 15,052	
Clemson - 77		Record: 9-1										Officials: Terry Oglesby, Tony Greene, Lee Cassel	
NO.	Name	Min	FG M-A	3P M-A	FT M-A	Rebounds OR DR TOT	Fouls PF FD	TP	AS	TO	ST	Blocks BS BA	+/-
4	Ian Schiefelin	F 29:19	5-7	1-1	0-2	2 9 11	4 2	11	6	1	0	0 0	3
21	Chauncey Wiggins	F 33:50	8-12	3-6	0-0	2 5 7	2 0	19	2	2	0	0 1	3
24	PJ Hall	F 34:45	9-19	0-4	3-4	1 2 3	3 5	21	2	5	2	3 1	0
1	Chase Hunter	G 26:29	3-11	1-4	6-7	1 1 2	1 5	13	1	1	0	1 0	-11
11	Joseph Girard III	G 37:17	3-8	2-6	0-0	0 9 9	4 1	8	4	2	0	0 0	7
0	Josh Beadle	02:12	0-1	0-1	0-0	0 0 0	1 0	0	0	0	0	0 0	-7
10	RJ Godfrey	04:53	1-1	0-0	0-0	0 0 0	3 0	2	0	2	0	0 0	-10
2	Dillon Hunter	29:51	1-2	0-1	1-2	1 3 4	2 1	3	5	0	1	0 0	4
33	Bas Leyte	01:24	0-0	0-0	0-0	0 0 0	0 0	0	0	1	0	0 0	1
Team						1 0 1		0		1			
Totals			30-61	7-23	10-15	8 29 37	20 14	77	20	15	3	4 2	-2
Technical Fouls: NONE													
Memphis - 79		Record: 8-2										Shooting By Period	
NO.	Name	Min	FG M-A	3P M-A	FT M-A	Rebounds OR DR TOT	Fouls PF FD	TP	AS	TO	ST	Blocks BS BA	+/-
2	Nick Jourdain	F 21:43	5-6	1-2	0-0	3 1 4	4 2	11	0	1	1	2 0	0
4	Ashton Hardaway	F 05:59	0-1	0-1	0-0	0 0 0	1 0	0	0	0	0	0 0	-8
8	David Jones	F 32:50	6-14	1-5	9-12	2 4 6	2 6	22	2	1	1	0 0	2
23	Malcolm Dandridge	C 19:29	2-8	0-0	0-0	1 8 9	2 0	4	1	1	2	0 1	0
11	Jahvon Quinerly	G 32:48	1-6	1-6	4-4	0 2 2	0 2	17	6	1	3	0 1	8
9	Caleb Mills	29:05	1-6	0-4	2-5	1 4 5	0 7	4	0	1	1	0 0	-5
10	Jaykwon Walton	27:31	4-12	0-6	2-2	1 2 3	4 1	10	2	1	0	0 0	-1
1	Jaylon Young	16:33	3-3	1-1	0-0	2 2 4	1 2	7	1	0	1	0 0	5
25	Jaydon Hardaway	14:02	2-3	0-1	0-0	0 0 0	0 0	4	0	0	0	0 0	11
Team						1 1 2		0		0			
Totals			29-67	4-26	17-23	11 24 35	14 20	79	12	6	9	2 4	2
Technical Fouls: NONE													
		CLE		MEM		Points from		CLE		MEM		Period by Period Scoring	
Biggest lead		10 (1 <sup>st</sup> 3:23)		5 (2 <sup>nd</sup> 15:29)		Turnovers		10		17			
Best Scoring Run		9 (1 <sup>st</sup> 6:21)		10 (2 <sup>nd</sup> 16:53)		Paint		42		44			
Lead Changes		9				Second Chance		4		14		CLE	
Times Tied		6				Fast Breaks		9		11			
Time with Lead		22:22		14:16		Bench		5		25		MEM	
								32		47		79	

GM 11: DEC. 19, 2023 | MEMPHIS VS. #22 VIRGINIA


OVERALL STATS

Game Records

Record	Overall	Home	Away	Neutral
ALL GAMES	8-2	3-0	3-1	2-1
CONFERENCE	0-0	0-0	0-0	0-0
NON-CONFERENCE	8-2	3-0	3-1	2-1

Score by Periods

Team	1st	2nd	OT	TOT
Memphis	354	429	13	796
Opponents	345	391	8	744

Team Box Score

No.	Player				Total		3-Point		F-Throw		Rebounds													
		GP-GS	MIN	AVG	FG-FGA	FG%	3FG-3FGA	3FG%	FT-FTA	FT%	OFF	DEF	TOT	AVG	PF	DQ	A	TO	BLK	STL	PTS	AVG		
8	JONES, David	10-10	316:36	31.7	63-140	.450	25-65	.385	52-65	.800	19	46	65	6.5	15	0	13	26	6	23	203	20.3		
11	QUINERLY, Jahvon	10-10	309:41	31.0	44-97	.454	14-46	.304	35-40	.875	3	31	34	3.4	19	0	49	21	1	12	137	13.7		
9	MILLS, Caleb	10-5	266:09	26.6	28-71	.394	8-24	.333	28-38	.737	6	32	38	3.8	25	1	15	10	3	8	92	9.2		
10	WALTON, Jaykwon	10-7	271:20	27.1	31-84	.369	10-39	.256	20-28	.714	10	30	40	4.0	22	0	18	19	6	10	92	9.2		
3	BROWN, Jordan	7-5	95:06	13.6	18-35	.514	0-0	.000	7-14	.500	11	16	27	3.9	14	0	1	9	3	3	43	6.1		
2	JOURDAIN, Nick	10-5	186:16	18.6	25-34	.735	6-11	.545	4-6	.667	19	20	39	3.9	24	0	6	4	8	1	60	6.0		
23	DANDRIDGE, Malcolm	10-5	149:09	14.9	25-42	.595	0-0	.000	8-16	.500	13	30	43	4.3	29	2	4	14	14	6	58	5.8		
1	YOUNG, Jayhlon	10-0	123:09	12.3	15-29	.517	3-7	.429	4-7	.571	7	11	18	1.8	7	0	10	11	0	15	37	3.7		
4	HARDAWAY, Ashton	10-3	120:22	12.0	13-34	.382	8-22	.364	0-1	.000	0	10	10	1.0	13	0	8	6	3	4	34	3.4		
25	HARDAWAY, Jayden	10-0	130:17	13.0	10-25	.400	2-11	.182	8-10	.800	2	7	9	0.9	5	0	3	3	0	2	30	3.0		
0	PIERRE, Jonathan	6-0	36:14	6.0	4-13	.308	2-7	.286	0-0	.000	2	2	4	0.7	0	0	2	1	0	1	10	1.7		
30	TAYLOR, JJ	2-0	03:36	1.8	0-0	.000	0-0	.000	0-0	.000	0	1	1	0.5	0	0	0	0	0	0	0	0.0		
5	CHERENFANT, Carl	5-0	14:16	2.9	0-2	.000	0-1	.000	0-0	.000	1	1	2	0.4	2	0	0	2	1	1	0	0.0		
15	STANSBURY, Noah	2-0	02:48	1.4	0-1	.000	0-0	.000	0-2	.000	0	0	0	0.0	1	0	1	1	0	0	0	0.0		
Team											18	24	42					5						
Total		10	2025		276-607	.455	78-233	.335	166-227	.731	111	261	372	37.2	176	3	130	132	45	86	796	79.6		
Opponents		10	2025		263-641	.410	85-270	.315	133-181	.735	135	251	386	38.6	196	4	130	141	40	70	744	74.4		

Team Statistics

	MEM	OPP
Scoring	796	744
Points per game	79.6	74.4
Scoring margin	+5.2	-
Field goals-att	276-607	263-641
Field goal pct	.455	.410
3 point fg-att	78-233	85-270
3-point FG pct	.335	.315
3-pt FG made per game	7.8	8.5
Free throws-att	166-227	133-181
Free throw pct	.731	.735
F-Throws made per game	16.6	13.3
Rebounds	372	386
Rebounds per game	37.2	38.6
Rebounding margin	-1.4	-
Assists	130	130
Assists per game	13.0	13.0
Turnovers	132	141
Turnovers per game	13.2	14.1
Turnover margin	+0.9	-
Assist/turnover ratio	1.0	0.9
Steals	86	70
Steals per game	8.6	7.0
Blocks	45	40
Blocks per game	4.5	4.0
Winning streak	3	-
Home win streak	3	-
Attendance	37253	41679
Home games-Avg/Game	3-12418	4-10420
Neutral site-Avg/Game	-	3-978

Team Results

Date	Opponent		Score	Att.
11/06/2023	Jackson St.	W	94-77	10912
11/10/2023	at Missouri	W	70-55	15061
11/17/2023	Alabama St.	W	92-75	11289
11/22/2023	vs Michigan	W	71-67	752
11/23/2023	vs Arkansas	W	84-79	982
11/24/2023	vs Villanova	L	63-79	1201
12/02/2023	at Ole Miss	L	77-80	9416
12/06/2023	at VCU	Wot	85-80	7637
12/10/2023	at Texas A&M	W	81-75	9565
12/16/2023	Clemson	W	79-77	15052



**JONATHAN PIERRE**  
**F | 6-9 | 210 | JR. | TR**  
**HALLANDALE, FLA.**  
**HALLANDALE HS / NOVA SOUTHEASTERN (DII)**

2023-24 GAME-BY-GAME

Date	Opponent	GS	Min	FG/A	PCT.	3FG/A	PCT	FT/A	PCT	OFF	DEF	TOTAL	AVG	PF	AST	TO	BLK	STL	PTS	AVG
Nov. 6	Jackson State	-	9	1-3	.333	0-1	.000	0-0	.000	0	1	1	1.0	0	2	0	0	0	2	2.0
Nov. 10	@ Missouri	-	5	0-3	.000	0-1	.000	0-0	.000	1	0	1	1.0	0	0	1	0	0	0	1.0
Nov. 17	Alabama State	-	7	2-4	.500	2-3	.667	0-0	.000	0	0	0	0.7	0	0	0	0	1	6	2.7
Nov. 22	vs. Michigan	-	-	-	-	-	-	-	-	-	-	-	-	-	-	-	-	-	-	-
Nov. 23	vs. #20 Arkansas	-	-	-	-	-	-	-	-	-	-	-	-	-	-	-	-	-	-	-
Nov. 24	vs. Villanova	-	3	0-1	.000	0-1	.000	0-0	.000	1	2	3	0.8	0	2	1	0	1	8	2.0
Dec. 2	at Ole Miss	-	-	-	-	-	-	-	-	-	-	-	-	-	-	-	-	-	-	-
Dec. 6	at VCU	-	8	1-2	.500	0-1	.000	0-0	.000	1	0	1	0.8	0	0	0	0	0	2	2.0
Dec. 10	at Texas A&M	-	4	0-0	.000	0-0	.000	0-0	.000	0	0	0	0.7	0	0	0	0	0	0	1.7
Dec. 16	Clemson	-	-	-	-	-	-	-	-	-	-	-	-	-	-	-	-	-	-	-
Dec. 19	Virginia																			
Dec. 23	Vanderbilt																			
Dec. 30	Austin Peay																			
Jan. 4	at Tulsa																			
Jan. 7	SMU																			
Jan. 10	UTSA																			
Jan. 14	at Wichita State																			
Jan. 18	South Florida																			
Jan. 21	at Tulane																			
Jan. 28	at UAB																			
Jan. 31	Rice																			
Feb. 3	Wichita State																			
Feb. 8	at Temple																			
Feb. 11	Tulane																			
Feb. 15	at North Texas																			
Feb. 18	at SMU																			
Feb. 21	Charlotte																			
Feb. 25	Florida Atlantic																			
Feb. 29	at East Carolina																			
March 3	UAB																			
March 9	at Florida Atlantic																			
March 13	AAC																			
March 14	AAC																			
March 15	AAC																			
March 16	AAC																			
March 17	AAC																			

PIERRE'S SEASON/CAREER HIGHS

	SEASON			CAREER			AMERICAN ATHLETIC CONFERENCE		
POINTS	6	Alabama St. (11/17/23)	27	Florida Memorial (12/13/22)	-				
FG	2	Alabama St. (11/17/23)	10	2x, last vs. Tampa (1/11/23)	-				
FGA	4	Alabama St. (11/17/23)	18	Tampa (1/11/23)	-				
3FG	2	Alabama St. (11/17/23)	5	2x, last vs. Cal St. B'Din (3/23/23)	-				
3FGA	3	Alabama St. (11/17/23)	9	Alabama-Huntsville (3/14/23)	-				
FT	-		8	2x, last vs. Lynn (1/21/23)	-				
FTA	-		9	Barry (1/7/23)	-				
REBS	1	4x, last at VCU (12/6/23)	12	Tampa (2/18/23)	-				
AST	2	Jackson State (11/6/23)	10	Rollins (2/18/23)	-				
BLK	-		2	3x, last vs. Embry-Riddle (3/5/23)	-				
STL	1	Alabama St. (11/17/23)	2	8x	-				
MINS	9	Jackson State (11/6/23)	-		-				

CAREER STATISTICS

				Field Goals		3-Point		F-Throws		Rebounds										Scoring	
SEASON	TEAM	GP-GS	MIN/AVG	FG-FGA	FG%	3FG-3FGA	3FG%	FT-FTA	FT%	OFF	DEF	TOT	AVG	PF-FO	A	TO	BLK	STL	PTS	AVG	
2021-22	Nova	27-0	322/11.9	37-94	.394	24-71	.338	14-16	.875	10	32	42	1.6	21-0	19	15	3	10	112	4.1	
2022-23	Nova	35-21	809/23.1	174-348	.500	64-160	.400	93-113	.823	39	144	183	5.2	75-2	114	61	16	24	505	14.4	
2023-24	Mem	6-0	36/6.0	4-13	.308	2-7	.286	0-0	.000	2	2	4	0.7	0-0	2	1	0	1	10	1.7	
TOTAL FOR Mem		6-0	36/6.0	4-13	.308	2-7	.286	0-0	.000	2	2	4	0.7	0-0	2	1	0	1	10	1.7	
TOTAL		68-21	1167/17.2	215-455	.473	90-238	.378	107-129	.829	51	178	229	3.4	96-2	135	77	19	35	627	9.2	



1

JAYHLON YOUNG  
G | 6-2 | 175 | R-JR. | TR  
DALLAS, TEXAS  
GARLAND HS / UCF

2023-24 GAME-BY-GAME

Date	Opponent	GS	Min	FG/A	PCT.	3FG/A	PCT	FT/A	PCT	OFF	DEF	TOTAL	AVG	PF	AST	TO	BLK	STL	PTS	AVG
Nov. 6	Jackson State	-	12	2-5	.400	1-2	.500	0-0	.000	0	0	0	0.0	1	2	1	0	3	5	5.0
Nov. 10	@ Missouri	-	6	1-3	.333	0-0	.000	0-0	.000	0	2	2	1.0	1	0	1	0	0	2	3.5
Nov. 17	Alabama State	-	12	0-2	.000	0-2	.000	0-0	.000	1	1	2	1.3	1	1	4	0	3	0	2.3
Nov. 22	vs. Michigan	-	11	2-2	1.000	0-0	.000	1-2	.500	0	2	2	1.5	0	0	1	0	1	5	3.0
Nov. 23	vs. #20 Arkansas	-	18	1-2	.500	0-0	.000	2-3	.667	0	0	0	1.2	1	3	0	0	1	4	3.2
Nov. 24	vs. Villanova	-	15	2-2	1.000	1-1	1.000	0-0	.000	2	0	2	1.3	0	0	2	0	2	5	3.5
Dec. 2	at Ole Miss	-	14	2-6	.333	0-1	.000	0-0	.000	1	1	2	1.4	0	1	1	0	3	4	3.6
Dec. 6	at VCU	-	9	1-2	.500	0-0	.000	0-0	.000	0	3	3	1.6	2	0	1	0	0	2	3.4
Dec. 10	at Texas A&M	-	9	1-2	.500	0-0	.000	1-2	.000	1	0	1	1.6	0	2	0	0	1	3	3.3
Dec. 16	Clemson	-	17	3-3	1.000	1-1	1.000	0-0	.000	2	2	4	1.8	1	1	0	0	1	7	3.7
Dec. 19	Virginia																			
Dec. 23	Vanderbilt																			
Dec. 30	Austin Peay																			
Jan. 4	at Tulsa																			
Jan. 7	SMU																			
Jan. 10	UTSA																			
Jan. 14	at Wichita State																			
Jan. 18	South Florida																			
Jan. 21	at Tulane																			
Jan. 28	at UAB																			
Jan. 31	Rice																			
Feb. 3	Wichita State																			
Feb. 8	at Temple																			
Feb. 11	Tulane																			
Feb. 15	at North Texas																			
Feb. 18	at SMU																			
Feb. 21	Charlotte																			
Feb. 25	Florida Atlantic																			
Feb. 29	at East Carolina																			
March 3	UAB																			
March 9	at Florida Atlantic																			
March 13	AAC																			
March 14	AAC																			
March 15	AAC																			
March 16	AAC																			

YOUNG'S SEASON/CAREER HIGHS

	SEASON				CAREER				AMERICAN ATHLETIC CONFERENCE			
POINTS	7	vs. Clemson (12/16/23)	17	Florida State (11/11/22)								
FG	3	vs. Clemson (12/16/23)	6	Florida State (11/11/22)								
FGA	6	at Ole Miss (12/2/23)	10	Florida State (11/11/22)								
3FG	1	3x, last vs. Clemson (12/16/23)	3	Tarleton State (12/11/22)								
3FGA	2	2x, last Alabama St. (11/17/23)	6	Tarleton State (12/11/22)								
FT	2	vs. #20 Arkansas (11/23/23)	4	2x, last vs. USF (2/22/23)								
FTA	3	vs. #20 Arkansas (11/23/23)	6	USF (2/22/23)								
REBS	4	vs. Clemson (12/16/23)	10	SMU (1/8/23)								
AST	3	vs. #20 Arkansas (11/23/23)	6	3x, last vs. Santa Clara (11/20/22)								
BLK			1	2x, last vs. Santa Clara (11/20/22)								
STL	3	3x, last at Ole Miss (12/2/23)	3	4x, last at Ole Miss (12/2/23)								
MINS	18	vs. #20 Arkansas (11/23/23)										

2022-23 (UCF)

- Played in 33 of UCF's 34 games, earning a start in 12 of them and playing in a total of 632 minutes
- Averaged 4.5 points, 2.2 rebounds and 2.0 assists per game
- Shot 37.3% from the field (44-for-118) and 35.8% from the three-point line (19-for-53)
- Scored a career-high 17 points in just his second game as a Knight (vs. Florida State, 11/11/22)
- Earned his first career double-double at home against SMU (1/8/23), scoring 11 points and earning 10 rebounds
- Tallied a career-high six assists three times (11/20/22 vs. Santa Clara, 11/23/22 vs. Evansville, 1/8/23 vs. SMU)
- Earned a career-high three steals at South Florida (1/21/23)
- Had four games with double-digit points scoring 17 vs. Florida State on 11/11/22, 15 vs. Tarleton on 12/11/22, 11 vs. SMU on 1/8/23 and 10 at Memphis 2/16/23)

2021-22 (BATON ROUGE CC)

- Started in 25 games for the Bears
- Averaged 15.9 points, 6.9 rebounds and 3.0 assists
- Shot 47.6 percent from the field and 33.6 percent from three-point range

2020-21 (BATON ROUGE CC)

- On the season, played and started in 16 of the Bears' 23 games
- Tallied 13.1 points, 4.8 rebounds and 2.6 assists per contest while shooting 39.2 percent from the field
- Played and started in 10 conference games for the Bears, scoring 122 points with 50 rebounds, 29 assists, 19 steals and six blocks during conference play
- Best game of the season came in the team's last game on April 1, where he posted 25 points on 6-of-14 shooting from beyond the arc and 9-of-22 overall. He added three rebounds, two steals and a block
- On the season, tallied 14 or more points in seven contests
- 

2019-20 (GRAMBLING STATE)

- Did not see game action during the 2019-20 season, earning a red-shirt

HIGH SCHOOL

- Attended Garland High school where he played basketball for head coach Randy Love
- Was a member of the Owls 1000-point club
- Was a two-time First Team All-District member and Offensive Player of the Year

PERSONAL

- Hometown is Dallas, Texas
- Is the son of Stacy Manning and Monika Bridges
- Has three brothers, K'i Monte Rose, KeiDren Rose and Tahj Murphy
- Favorite athlete is Kylie Irving, and his favorite pro team is the Brooklyn Nets
- Person he admires the most is his mother

CAREER STATISTICS

				Field Goals		3-Point		F-Throws		Rebounds									Scoring	
SEASON	TEAM	GP-GS	MIN/AVG	FG-FGA	FG%	3FG-3FGA	3FG%	FT-FTA	FT%	OFF	DEF	TOT	AVG	PF-FO	A	TO	BLK	STL	PTS	AVG
2022-23	UCF	33-12	633/19.2	44-118	.373	19-53	.358	40-49	.816	13	58	71	2.2	49-1	65	46	2	23	147	4.5
2023-24	Mem	10-0	123/12.3	15-29	.517	3-7	.429	4-7	.571	7	11	18	1.8	7-0	10	11	0	15	37	3.7
TOTAL FOR Mem		10-0	123/12.3	15-29	.517	3-7	.429	4-7	.571	7	11	18	1.8	7-0	10	11	0	15	37	3.7
TOTAL		43-12	756/17.6	59-147	.401	22-60	.367	44-56	.786	20	69	89	2.1	56-1	75	57	2	38	184	4.3





2

NICHOLAS JOURDAIN

F | 6-9 | 220 | JR | TR

CLIFTON, N.J.

COVENANT COLLEGE PREP / TEMPLE

2023-24 GAME-BY-GAME

Date	Opponent	GS	Min	FG/A	PCT.	3FG/A	PCT	FT/A	PCT	OFF	DEF	TOTAL	AVG	PF	AST	TO	BLK	STL	PTS	AVG
Nov. 6	Jackson State	1	13	3-4	.750	1-2	.500	1-2	.500	3	1	4	4.0	0	2	0	0	0	8	8.0
Nov. 10	@ Missouri	1	14	0-2	.000	0-1	.000	0-0	.000	1	5	6	5.0	2	1	0	1	0	0	4.0
Nov. 17	Alabama State	-	11	2-2	1.000	0-0	.000	1-2	.500	2	3	5	5.0	0	0	1	1	0	5	4.3
Nov. 22	vs. Michigan	-	17	1-2	.500	1-1	1.000	0-0	.000	0	2	2	4.3	2	0	0	1	0	3	4.0
Nov. 23	vs. #20 Arkansas	-	21	5-5	1.000	2-2	1.000	0-0	.000	2	1	3	4.0	2	0	1	2	0	12	5.6
Nov. 24	vs. Villanova	-	20	1-1	1.000	0-0	.000	0-0	.000	2	1	3	3.8	4	1	0	0	0	2	5.0
Dec. 2	at Ole Miss	-	20	4-5	.800	0-1	.000	2-2	1.000	4	3	7	4.3	4	0	0	0	0	10	5.7
Dec. 6	at VCU	1	21	2-3	.667	1-1	1.000	0-0	.000	0	2	2	4.0	3	0	0	1	0	5	5.6
Dec. 10	at Texas A&M	1	29	2-4	.500	0-1	.000	0-0	.000	2	1	3	3.9	3	2	1	0	0	4	5.4
Dec. 16	Clemson	1	22	5-6	.833	1-2	.500	0-0	.000	3	1	4	3.9	4	0	1	2	1	11	6.0
Dec. 19	Virginia																			
Dec. 23	Vanderbilt																			
Dec. 30	Austin Peay																			
Jan. 4	at Tulsa																			
Jan. 7	SMU																			
Jan. 10	UTSA																			
Jan. 14	at Wichita State																			
Jan. 18	South Florida																			
Jan. 21	at Tulane																			
Jan. 28	at UAB																			
Jan. 31	Rice																			
Feb. 3	Wichita State																			
Feb. 8	at Temple																			
Feb. 11	Tulane																			
Feb. 15	at North Texas																			
Feb. 18	at SMU																			
Feb. 21	Charlotte																			
Feb. 25	Florida Atlantic																			
Feb. 29	at East Carolina																			
March 3	UAB																			
March 9	at Florida Atlantic																			
March 13	AAC																			
March 14	AAC																			
March 15	AAC																			
March 16	AAC																			

JOURDAIN'S SEASON/CAREER HIGHS

	SEASON				CAREER				AMERICAN ATHLETIC CONFERENCE			
POINTS	12	vs. #20 Arkansas (11/23/23)	23	at Tulsa (1/12/22)								
FG	5	2x, last vs. Clemson (12/16/23)	9	at Tulsa (1/12/22)								
FGA	5	2x, last at Ole Miss (12/2/23)	17	at Tulsa (1/12/22)								
3FG	2	vs. #20 Arkansas (11/23/23)	2	6x, last vs. Arkansas (11/23/23)								
3FGA	2	3x, last vs. Clemson (12/16/23)	7	at Tulsa (1/12/22)								
FT	2	at Ole Miss (12/2/23)	6	2x, last vs. Memphis (1/15/23)								
FTA	2	3x, last at Ole Miss (12/2/23)	9	Cincinnati (1/25/22)								
REBS	7	at Ole Miss (12/2/23)	12	2x, last vs. SMU (2/16/22)								
AST	2	2x, last at Texas A&M (12/10/23)	4	at Tulsa (2/19/23)								
BLK	2	2x, last vs. Clemson (12/16/23)	5	Clemson (11/18/21)								
STL	1	vs. Clemson (12/16/23)	3	USC (11/13/21)								
MINS	29	at Texas A&M (12/10/23)										

2022-23 (TEMPLE)

- Started a career-best 19-of-32 games for the Owls where he averaged 6.3 points and 4.5 rebounds in 23.1 minutes each time out
- Scored double figures in nine games
- Opened the season with 10 points, seven rebounds and a season-high four blocked shots against Wagner
- Best game of the season came against Memphis in Philadelphia on Jan. 15 with season highs of 16 points and 10 rebounds while shooting 5-of-11 overall and with three blocks
- Led Temple with 35 blocked shots (1.09/game) and 54 offensive rebounds, while finishing second on the team shooting 50.0 percent from the field (74-148).

2021-22 (TEMPLE)

- Played in 29 games, starting 18
- Led team in blocks with 49 and his 1.7 blocks per game ranked second in AAC
- Second on team in rebounding at 5.3 rpg (19th AAC)
- Also averaged 6.6 ppg and 0.8 steals and scored in double figures seven times
- Fourth in the AAC in offensive rebounds (2.4 pg)
- Posted first career double-double, 15 points and career-high 12 rebounds in home win over Tulsa
- Career highs of 23 points and 36 minutes at Tulsa
- Scored 16 points in win over ECU and made huge defensive play at UCF forcing jump ball with 13 seconds to play which led to Owls win
- Scored 12 points against Houston, making 2-of-4 from 3-pt range
- Eight rebounds and four blocks in OT win at Vanderbilt
- Grabbed game-high nine rebounds in each of first two games
- Career high five blocks, most by an Owl since Obi Enechionya rejected six vs. South Carolina (11/30/17)

2020-21 (TEMPLE)

- Played in 13 games, starting three times
- Averaged 11.0 mpg, 2.6 ppg, 1.8 rpg
- Started final three contests, all against USF, averaging 7.0 points and 3.5 rebounds
- Set career-highs with eight points, four rebounds in 26 minutes in first outing
- Made 7-of-13 shots from the field and 5-of-7 from long range in the three starts
- Played 18 minutes and dished three assists while tallying four points at Tulsa
- Scored four points at Wichita State
- Played 12 minutes against NJIT, scoring two points and grabbing three rebounds
- Scored two points in loss to Tulane (1/31)

HIGH SCHOOL

- Earned all-tournament accolades at the National Prep School Invitational, averaging 19 points, 11 rebounds, three steals and three blocks per game in his one season at Covenant
- Also played at Immaculate Conception High in Montclair, N.J.

CAREER STATISTICS

				Field Goals		3-Point		F-Throws		Rebounds										Scoring	
SEASON	TEAM	GP-GS	MIN/AVG	FG-FGA	FG%	3FG-3FGA	3FG%	FT-FTA	FT%	OFF	DEF	TOT	AVG	PF-FO	A	TO	BLK	STL	PTS	AVG	
2020-21	Temple	13-3	142/10.9	12-24	.500	5-7	.714	5-9	.556	10	13	23	1.8	15-0	4	6	10	1	34	2.6	
2021-22	Temple	29-18	689/23.8	65-178	.365	12-61	.197	50-73	.685	69	84	153	5.3	92-8	23	33	49	22	192	6.6	
2022-23	Temple	32-19	738/23.1	74-148	.500	8-36	.222	45-66	.682	54	90	144	4.5	85-4	36	48	35	15	201	6.3	
2023-24	Mem	10-5	186/18.6	25-34	.735	6-11	.545	4-6	.667	19	20	39	3.9	24-0	6	4	8	1	60	6.0	
TOTAL FOR Mem		10-5	186/18.6	25-34	.735	6-11	.545	4-6	.667	19	20	39	3.9	24-0	6	4	8	1	60	6.0	
TOTAL		84-45	1755/20.9	176-384	.458	31-115	.270	104-154	.675	152	207	359	4.3	216-12	69	91	102	39	487	5.8	



3

**JORDAN BROWN**  
C | 6-11 | 225 | R-SR. | TR  
ROSEVILLE, CALIF.  
PROLIFIC PREP / LOUISIANA

HONORS

- 2023-24 AAC Preseason Second Team
- 2023-24 Kareem Abdul-Jabbar Award Preseason Watch List
- 2022-23 Lou Henson Award Winner
- 2022-23 Sun Belt First Team & Tournament MVP
- 2022-23 NABC District 23 First Team
- 2021-22 Lou Henson Award Midseason Watch List
- 2021-22 Sun Belt Second Team & All-Tournament Team
- 2021-22 NABC District 23 First Team
- 2021-22 Sun Belt Player of the Week (Dec. 14)
- 2021-22 Sun Belt Preseason Third Team
- 2020-21 Pac-12 Sixth Man of the Year
- 2018-19 Mountain West Preseason Freshman of the Year
- 2018-19 Karl Malone Preseason Watch List

2022-23 (LOUISIANA)

- Made 33 starts as a junior while leading the team in scoring (19.3) and rebounding (8.6) per game
- Went 246-of-431 from the floor for a league-leading 57.1 shooting percentage
- Finished third in the Sun Belt Conference in scoring, sixth in rebounding and seventh in blocked shots (1.2)
- Ranked 18th in the nation in field goals made and 36th in shooting percentage
- One of only three players in Division I to average at least 19.0 points, 8.0 rebounds and 1.0 block per game while shooting 57.0 percent from the field (Zach Edey, Purdue & Trayce Jackson-Davis, Indiana)
- Went 141-of-230 from the free throw line (.613)
- Led the SBC and ranked 14th in the nation in free throw attempts
- Finished the season with 10 double-doubles, the 5th-most in the conference and 55th in the country
- Reached 20+ points in 15 games and twice eclipsed 30+ points

2021-22 (LOUISIANA)

- Made 24 starts and totaled 27 appearances
- Led the team and ranked sixth in the Sun Belt with 15.3 points per game
- Led the Ragin' Cajuns and ranked third in the conference with 8.6 rebounds per game
- Finished the season third in the Sun Belt with 1.1 blocked shots per game
- One of just 36 players in the nation this season to have multiple 15+ point and 15+ rebound performances
- Was efficient offensively ranking second in the conference at 51.6 percent from the floor including .462 (12-26) from beyond the arc
- Recorded double-doubles on six occasions and scored 20+ points in 7 games
- Scored a season-high 31 points (12-20 fg.), grabbed eight rebounds and added two blocks in the Sun Belt Tournament quarterfinal victory over Texas State (March 5)

2019-21 (ARIZONA)

- Named the Pac-12 Sixth Man of the Year as voted on by the league's coaches, the first Wildcat to ever receive the award
- Averaged 9.4 points, 5.2 rebounds and 0.9 blocks per game in 26 appearances with 12 starts
- Shot 56 percent from the floor and was a 60-percent shooter from the free throw line for the Wildcats
- Redshirted in 2019-20 after transferring from Nevada

2018-19 (NEVADA)

- Named the Mountain West Preseason Freshman of the Year and was name to the Karl Malone Award Preseason Watch List
- Appeared in 33 games and made one start for the Wolfpack
- Averaged 3.0 points, 2.1 rebounds and shot 50.7 percent from the floor in his lone season at Nevada

PRIOR TO MEMPHIS/PERSONAL

- A consensus five-star recruit at Prolific Prep in Napa, California where he averaged 23.5 points and 13.1 rebounds per game
- McDonald's All-American, played in the 2017 game and finished with 26 points and eight rebounds
- Won gold medals with USA Basketball on the U16 FIBA Americas team and U17 World Championship teams
- Born Dec. 4, 1999 in Roseville, California
- Father played at Louisiana and later played professionally

CAREER STATISTICS

2023-24 GAME-BY-GAME																				
Date	Opponent	GS	Min	FG/A	PCT.	3FG/A	PCT	FT/A	PCT	OFF	DEF	TOTAL	AVG	PF	AST	TO	BLK	STL	PTS	AVG
Nov. 6	Jackson State	-	21	5-7	.714	0-0	.000	1-3	.333	3	2	5	5.0	2	1	1	2	1	11	11.0
Nov. 10	@ Missouri	-	17	6-10	.600	0-0	.000	0-0	.000	2	3	5	5.0	2	0	1	0	2	12	11.5
Nov. 17	Alabama State	1	18	3-8	.375	0-0	.000	2-4	.500	3	3	6	5.3	2	0	1	0	0	8	10.3
Nov. 22	vs. Michigan	1	12	1-3	.333	0-0	.000	2-3	.667	2	3	5	5.3	2	0	1	0	0	4	8.8
Nov. 23	vs. #20 Arkansas	1	12	2-2	1.000	0-0	.000	1-2	.500	0	0	0	4.2	2	0	3	0	0	5	8.0
Nov. 24	vs. Villanova	1	9	0-3	.000	0-0	.000	1-2	.500	1	4	5	4.3	2	0	2	1	0	1	6.8
Dec. 2	at Ole Miss	1	7	1-2	.500	0-0	.000	0-0	.000	0	1	1	3.9	2	0	0	0	0	2	6.1
Dec. 6	at VCU	-	-	-	-	-	-	-	-	-	-	-	-	-	-	-	-	-	-	-
Dec. 10	at Texas A&M	-	-	-	-	-	-	-	-	-	-	-	-	-	-	-	-	-	-	-
Dec. 16	Clemson	-	-	-	-	-	-	-	-	-	-	-	-	-	-	-	-	-	-	-
Dec. 19	Virginia																			
Dec. 23	Vanderbilt																			
Dec. 30	Austin Peay																			
Jan. 4	at Tulsa																			
Jan. 7	SMU																			
Jan. 10	UTSA																			
Jan. 14	at Wichita State																			
Jan. 18	South Florida																			
Jan. 21	at Tulane																			
Jan. 28	at UAB																			
Jan. 31	Rice																			
Feb. 3	Wichita State																			
Feb. 8	at Temple																			
Feb. 11	Tulane																			
Feb. 15	at North Texas																			
Feb. 18	at SMU																			
Feb. 21	Charlotte																			
Feb. 25	Florida Atlantic																			
Feb. 29	at East Carolina																			
March 3	UAB																			
March 9	at Florida Atlantic																			
March 13	AAC																			
March 14	AAC																			
March 15	AAC																			
March 16	AAC																			

BROWN'S SEASON/CAREER HIGHS						
	SEASON		CAREER		AMERICAN ATHLETIC CONFERENCE	
POINTS	12	at Missouri (11/10/23)	37	Louisiana College (12/12/22)		
FG	6	at Missouri (11/10/23)	16	Louisiana College (12/12/22)		
FGA	10	at Missouri (11/10/23)	23	SMU (11/22/22)		
3FG			2	2x, last vs. South Ala. (1/20/22)		
3FGA			3	2x, last vs. Centenary (11/7/22)		
FT	2	2x, last vs. Michigan (11/22/23)	9	2x, last at Coastal Car. (12/29/22)		
FTA	4	Alabama St. (11/17/23)	13	2x, last vs. Marshall (2/4/23)		
REBS	6	Alabama St. (11/17/23)	20	Marshall (2/4/23)		
AST	1	Jackson State (11/6/23)	6	at South Ala. (1/14/23)		
BLK	2	Jackson State (11/6/23)	6	at Houston (12/14/21)		
STL	2	at Missouri (11/10/23)	3	2x, last at Arkansas St. (1/19/23)		
MIN	21	Jackson State (11/6/23)				

				Field Goals		3-Point		F-Throws		Rebounds										Scoring	
SEASON	TEAM	GP-GS	MIN/AVG	FG-FGA	FG%	3FG-3FGA	3FG%	FT-FTA	FT%	OFF	DEF	TOT	AVG	PF-FO	A	TO	BLK	STL	PTS	AVG	
2018-19	Nevada	33-1	332/10.1	40-79	.506	0-1	.000	20-32	.625	16	54	70	2.1	35-0	15	24	16	10	100	3.0	
2020-21	UA	26-12	509/19.6	93-166	.560	0-1	.000	58-97	.598	41	94	135	5.2	61-1	15	26	23	12	244	9.4	
2021-22	LA	27-24	779/28.8	162-314	.516	12-26	.462	78-126	.619	81	151	232	8.6	53-1	31	63	31	22	414	15.3	
2022-23	LA	33-33	1049/31.8	246-431	.571	4-16	.250	141-230	.613	81	203	284	8.6	95-5	58	94	39	22	637	19.3	
2023-24	Mem	6-4	88/14.7	17-33	.515	0-0	.000	7-14	.500	11	15	26	4.3	12-0	1	9	3	3	41	6.8	
TOTAL FOR Mem		6-4	88/14.7	17-33	.515	0-0	.000	7-14	.500	11	15	26	4.3	12-0	1	9	3	3	41	6.8	
TOTAL		125-74	2757/22.1	558-1023	.545	16-44	.364	304-499	.609	230	517	747	6.0	256-7	120	216	112	69	1436	11.5	



4

ASHTON HARDAWAY  
F | 6-8 | 210 | FR. | HS  
CARSON, CALIF.  
SIERRA CANYON SCHOOL

2023-24 GAME-BY-GAME

Date	Opponent	GS	Min	FG/A	PCT.	3FG/A	PCT	FT/A	PCT	OFF	DEF	TOTAL	AVG	PF	AST	TO	BLK	STL	PTS	AVG
Nov. 6	Jackson State	-	10	0-1	.000	0-1	.000	0-0	.000	0	1	1	1.0	1	3	0	0	1	0	0.0
Nov. 10	@ Missouri	-	3	0-0	.000	0-0	.000	0-0	.000	0	0	0	0.5	0	0	1	0	0	0	0.0
Nov. 17	Alabama State	-	9	1-3	.333	0-1	.000	0-0	.000	0	1	1	0.7	0	1	2	1	0	2	0.7
Nov. 22	vs. Michigan	-	18	6-9	.667	5-9	.556	0-0	.000	0	2	2	1.0	2	0	1	1	0	17	4.8
Nov. 23	vs. #20 Arkansas	-	11	1-1	1.000	0-0	.000	0-0	.000	0	1	1	1.0	3	1	1	1	1	2	4.2
Nov. 24	vs. Villanova	-	16	3-9	.333	2-6	.333	0-1	.000	0	1	1	1.0	2	0	0	0	0	8	4.8
Dec. 2	at Ole Miss	-	14	2-6	.333	1-2	.500	0-0	.000	0	1	1	1.0	1	0	0	0	0	5	4.9
Dec. 6	at VCU	1	20	0-2	.000	0-2	.000	0-0	.000	0	0	0	0.9	2	1	1	0	0	0	4.3
Dec. 10	at Texas A&M	1	14	0-2	.000	0-2	.000	0-0	.000	0	3	3	1.1	1	2	0	0	2	0	3.8
Dec. 16	Clemson	1	6	0-1	.000	0-1	.000	0-0	.000	0	0	0	1.0	0	0	0	0	0	0	3.4
Dec. 19	Virginia																			
Dec. 23	Vanderbilt																			
Dec. 30	Austin Peay																			
Jan. 4	at Tulsa																			
Jan. 7	SMU																			
Jan. 10	UTSA																			
Jan. 14	at Wichita State																			
Jan. 18	South Florida																			
Jan. 21	at Tulane																			
Jan. 28	at UAB																			
Jan. 31	Rice																			
Feb. 3	Wichita State																			
Feb. 8	at Temple																			
Feb. 11	Tulane																			
Feb. 15	at North Texas																			
Feb. 18	at SMU																			
Feb. 21	Charlotte																			
Feb. 25	Florida Atlantic																			
Feb. 29	at East Carolina																			
March 3	UAB																			
March 9	at Florida Atlantic																			
March 13	AAC																			
March 14	AAC																			
March 15	AAC																			
March 16	AAC																			

HARDAWAY'S SEASON/CAREER HIGHS

	SEASON			CAREER			AMERICAN ATHLETIC CONFERENCE		
POINTS	17	vs. Michigan (11/22/23)		17	vs. Michigan (11/22/23)				
FG	6	vs. Michigan (11/22/23)		6	vs. Michigan (11/22/23)				
FGA	9	2x, last vs. Villanova (11/24/23)		9	2x, last vs. Villanova (11/24/23)				
3FG	5	vs. Michigan (11/22/23)		5	vs. Michigan (11/22/23)				
3FGA	7	vs. Michigan (11/22/23)		7	vs. Michigan (11/22/23)				
FT									
FTA	1	vs. Villanova (11/24/23)		1	vs. Villanova (11/24/23)				
REBS	3	at Texas A&M (12/10/23)		3	at Texas A&M (12/10/23)				
AST	3	Jackson State (11/6/23)		3	Jackson State (11/6/23)				
BLK	1	3x, last vs. #20 Ark (11/23/23)		1	3x, last vs. #20 Ark (11/23/23)				
STL	2	at Texas A&M (12/10/23)		2	at Texas A&M (12/10/23)				
MINS	20	at VCU (12/6/23)		20	at VCU (12/6/23)				

CAREER STATISTICS

				Field Goals		3-Point		F-Throws		Rebounds										Scoring	
SEASON	TEAM	GP-GS	MIN/AVG	FG-FGA	FG%	3FG-3FGA	3FG%	FT-FTA	FT%	OFF	DEF	TOT	AVG	PF-FO	A	TO	BLK	STL	PTS	AVG	
2023-24	Mem	10-3	120/12.0	13-34	.382	8-22	.364	0-1	.000	0	10	10	1.0	13-0	8	6	3	4	34	3.4	
TOTAL		10-3	120/12.0	13-34	.382	8-22	.364	0-1	.000	0	10	10	1.0	13-0	8	6	3	4	34	3.4	



5

**CARL CHERNFANT**  
G | 6-5 | 195 | FR. | HS  
POMPANO BEACH, FLA.  
CALVARY CHRISTIAN ACADEMY

2023-24 GAME-BY-GAME

Date	Opponent	GS	Min	FG/A	PCT.	3FG/A	PCT	FT/A	PCT	OFF	DEF	TOTAL	AVG	PF	AST	TO	BLK	STL	PTS	AVG
Nov. 6	Jackson State	-	3	0-0	.000	0-0	.000	0-0	.000	0	0	0	0.0	1	0	0	0	0	0	0.0
Nov. 10	@ Missouri	-	-	-	-	-	-	-	-	-	-	-	-	-	-	-	-	-	-	-
Nov. 17	Alabama State	-	2	0-0	.000	0-0	.000	0-0	.000	1	0	1	0.5	1	0	0	1	0	0	0.0
Nov. 22	vs. Michigan	-	-	-	-	-	-	-	-	-	-	-	-	-	-	-	-	-	-	-
Nov. 23	vs. #20 Arkansas	-	2	0-1	.000	0-1	.000	0-0	.000	0	1	1	0.7	0	0	1	0	1	0	0.0
Nov. 24	vs. Villanova	-	1	0-1	.000	0-0	.000	0-0	.000	0	0	0	0.5	0	0	0	0	0	0	0.0
Dec. 2	at Ole Miss	-	-	-	-	-	-	-	-	-	-	-	-	-	-	-	-	-	-	-
Dec. 6	at VCU	-	6	0-0	.000	0-1	.000	0-0	.000	1	1	2	0.4	2	0	2	1	1	0	0.0
Dec. 10	at Texas A&M	-	-	-	-	-	-	-	-	-	-	-	-	-	-	-	-	-	-	-
Dec. 16	Clemson	-	-	-	-	-	-	-	-	-	-	-	-	-	-	-	-	-	-	-
Dec. 19	Virginia																			
Dec. 23	Vanderbilt																			
Dec. 30	Austin Peay																			
Jan. 4	at Tulsa																			
Jan. 7	SMU																			
Jan. 10	UTSA																			
Jan. 14	at Wichita State																			
Jan. 18	South Florida																			
Jan. 21	at Tulane																			
Jan. 28	at UAB																			
Jan. 31	Rice																			
Feb. 3	Wichita State																			
Feb. 8	at Temple																			
Feb. 11	Tulane																			
Feb. 15	at North Texas																			
Feb. 18	at SMU																			
Feb. 21	Charlotte																			
Feb. 25	Florida Atlantic																			
Feb. 29	at East Carolina																			
March 3	UAB																			
March 9	at Florida Atlantic																			
March 13	AAC																			
March 14	AAC																			
March 15	AAC																			
March 16	AAC																			

CHEREFANT'S SEASON/CAREER HIGHS

	SEASON				CAREER				AMERICAN ATHLETIC CONFERENCE			
POINTS												
FG												
FGA	1	2x, last vs. Villanova (11/24/23)			1	2x, last vs. Villanova (11/24/23)						
3FG												
3FGA	1	vs. #20 Arkansas (11/23/23)			1	vs. #20 Arkansas (11/23/23)						
FT												
FTA												
REBS	1	2x, last vs. #20 Ark (11/23/23)			1	2x, last vs. #20 Ark (11/23/23)						
AST												
BLK	1	vs. Alabama State (11/17/23)			1	vs. Alabama State (11/17/23)						
STL	1	vs. #20 Arkansas (11/23/23)			1	vs. #20 Arkansas (11/23/23)						
MINS	6	at VCU (12/6/23)			6	at VCU (12/6/23)						

CAREER STATISTICS

				Field Goals		3-Point		F-Throws		Rebounds										Scoring	
SEASON	TEAM	GP-GS	MIN/AVG	FG-FGA	FG%	3FG-3FGA	3FG%	FT-FTA	FT%	OFF	DEF	TOT	AVG	PF-FO	A	TO	BLK	STL	PTS	AVG	
2023-24	Mem	5-0	14/2.9	0-2	.000	0-1	.000	0-0	.000	1	1	2	0.4	2-0	0	2	1	1	0	0.0	
TOTAL		5-0	14/2.9	0-2	.000	0-1	.000	0-0	.000	1	1	2	0.4	2-0	0	2	1	1	0	0.0	



8

DAVID JONES  
F | 6-6 | 210 | SR. | TR  
SANTO DOMINGO, DOMINICAN REPUBLIC  
TEAYS VALLEY CHRISTIAN / ST. JOHN'S

2023-24 GAME-BY-GAME

Date	Opponent	GS	Min	FG/A	PCT.	3FG/A	PCT	FT/A	PCT	OFF	DEF	TOTAL	AVG	PF	AST	TO	BLK	STL	PTS	AVG
Nov. 6	Jackson State	1	25	5-12	.417	4-7	.571	1-2	.500	0	2	2	2.0	1	2	5	0	1	15	15.0
Nov. 10	@ Missouri	1	28	4-14	.286	2-5	.400	0-3	.000	1	9	10	6.0	3	3	1	0	1	10	12.5
Nov. 17	Alabama State	1	26	7-12	.583	4-7	.571	4-4	1.000	3	7	10	7.3	1	0	3	1	3	22	15.7
Nov. 22	vs. Michigan	1	31	2-9	.222	1-4	.250	6-7	.857	2	2	4	6.5	1	0	3	1	2	11	14.5
Nov. 23	vs. #20 Arkansas	1	33	10-14	.714	4-8	.500	12-14	.857	1	3	4	6.0	1	2	2	0	5	36	18.8
Nov. 24	vs. Villanova	1	33	6-12	.500	1-5	.200	0-0	.000	2	5	7	6.2	1	2	1	0	1	13	17.8
Dec. 2	at Ole Miss	1	34	9-17	.529	2-8	.250	2-3	.667	2	5	7	6.3	2	2	1	1	3	22	18.4
Dec. 6	at VCU	1	40	6-19	.316	1-7	.143	10-12	.833	5	3	8	6.5	1	0	6	1	4	23	19.0
Dec. 10	at Texas A&M	1	35	8-17	.471	5-9	.556	8-8	1.000	1	6	7	6.6	2	0	3	2	2	29	20.1
Dec. 16	Clemson	1	33	6-14	.429	1-5	.200	9-12	.750	2	4	6	6.5	2	2	1	0	1	22	20.3
Dec. 19	Virginia																			
Dec. 23	Vanderbilt																			
Dec. 30	Austin Peay																			
Jan. 4	at Tulsa																			
Jan. 7	SMU																			
Jan. 10	UTSA																			
Jan. 14	at Wichita State																			
Jan. 18	South Florida																			
Jan. 21	at Tulane																			
Jan. 28	at UAB																			
Jan. 31	Rice																			
Feb. 3	Wichita State																			
Feb. 8	at Temple																			
Feb. 11	Tulane																			
Feb. 15	at North Texas																			
Feb. 18	at SMU																			
Feb. 21	Charlotte																			
Feb. 25	Florida Atlantic																			
Feb. 29	at East Carolina																			
March 3	UAB																			
March 9	at Florida Atlantic																			
March 13	AAC																			
March 14	AAC																			
March 15	AAC																			
March 16	AAC																			

JONES' SEASON/CAREER HIGHS

	SEASON				CAREER				AMERICAN ATHLETIC CONFERENCE			
POINTS	36	vs. #20 Arkansas (11/23/23)	36	vs. #20 Arkansas (11/23/23)	0							
FG	10	vs. #20 Arkansas (11/23/23)	15	at Louisville (12/10/21)	0							
FGA	19	at VCU (12/6/23)	25	Syracuse (11/23/22)	0							
3FG	5	at Texas A&M (12/10/23)	5	3x, last at Texas A&M (12/10/23)	0							
3FGA	9	at Texas A&M (12/10/23)	15	Syracuse (11/23/22)	0							
FT	12	vs. #20 Arkansas (11/23/23)	12	vs. #20 Arkansas (11/23/23)	0							
FT	14	vs. #20 Arkansas (11/23/23)	14	vs. #20 Arkansas (11/23/23)	0							
REBS	10	2x, last Alabama St. (11/17/23)	17	Coppin State (11/10/21)	0							
AST	3	at Missouri (11/10/23)	10	Georgetown (2/9/22)	0							
BLK	2	at Texas A&M (12/10/23)	3	4x	0							
STL	5	vs. #20 Arkansas (11/23/23)	5	2x, last vs. #20 Ark. (11/23/23)	0							
MINS	40	at VCU (12/6/23)	-		0							

2022-23 (ST. JOHN'S)

- Made 31 appearances, 17 of which were starts
- Ranked second on team with 13.2 points and 6.8 rebounds per game while posting a squad-best 42 made 3-pointers
- Rattled off 25 double-digit scoring performances with three 20-point showings
- Logged seven double-doubles
- Chipped in 11.7 points and 6.3 boards per contest in conference play
- Scored a game-high 21 points and grabbed 10 boards against Merrimack (Nov. 7)
- Posted second-straight 20-point outing against Lafayette (Nov.12)
- Had 15 points and eight boards against Nebraska (Nov. 17)
- Registered 18 points, 13 rebounds and six assists against Syracuse (Nov. 22)
- Recorded a game-high 20 points with 12 rebounds and four steals against New Hampshire (Dec. 10)
- Racked up a team-high 19 points and 10 boards to go with a pair of assists against No. 22/25 Xavier (Dec. 28)

2021-22 (DEPAUL)

- Ranked ninth in the BIG EAST averaging 14.5 points per game
- Reached double figures 21 times in 28 appearances, 27 of which were starts
- Scored 20 or more points seven times, including a 30-point showing
- Shot 44.5 percent from the floor and 29.7 percent from deep
- Led the team and ranked 10th in the league in rebounding with 7.4 boards per contest
- Posted five double-doubles, including the first triple-double in DePaul history
- Paced the Blue Demons with 47 steals
- Ranked 12th in the BIG EAST with 1.0 blocks per game
- A three-time BIG EAST Weekly Honor Roll selection... posted 23 points and a career-high 17 boards in the Blue Demons' season opener against Coppin State (Nov. 10)
- Scored 22 points in a win of Rutgers in the Gavitt Tipoff Games (Nov. 18)
- Had 19 points and nine rebounds in DePaul's lone non-conference loss to Loyola Chicago (Dec. 4)
- Tallied 33 points and 14 boards in a road win at Louisville (Dec. 10)

2020-21 (DEPAUL)

- Joined the Blue Demons in early February
- Made nine appearances, averaging 5.1 points in 14.3 minutes per game
- Scored a season-high 10 points in his second collegiate outing against Providence (Feb. 13)
- Netted nine points in a road win at St. John's (Feb. 20)
- Posted eight points on 4-of-5 shooting against Georgetown (Feb. 27)

HIGH SCHOOL

- Attended Teays Valley Christian School in West Virginia
- A four-star recruit according to Rivals
- A three-star recruit and the no. 144 prospect in his class according to the 247Sports composite rankings
- Played for Boo Williams on the AAU circuit
- Boasts extensive international experience playing for the Dominican Republic
- Averaged 11.8 points and 8.6 rebounds at the 2016 Centrobasket U15 Championship, an event in which his team finished second, Jones averaged 19.0 points and 6.2 rebounds at the 2017 FIBA U16 Americas Championship in Argentina, including a 34-point, 10-rebound performance against Puerto Rico led by St. John's teammate Andre Curbelo, whose 21.8 point-per-game average led the tournament
- Anchored the Dominican team to a Centrobasket U17 Championship, averaging 8.2 points and 7.4 boards per outing
- Joined up with St. John's teammate Joel Soriano at the FIBA U18 Americas Championship in Canada, avearging 10.0 points in six appearances, including 18 points against Puerto Rico and 12 against the United States

PRIOR TO MEMPHIS/PERSONAL

- David Apolinar Jones Garcia
- Son of Rafaela Garcia and David Apolinar Jones
- Has three siblings: Flor Elena, Flor Jelissa and Rafael David
- Chose St. John's to be around the Latino community in New York and to play alongside his former international teammate, Joel Soriano
- Lists his father as the person he admires most and LeBron James as his favorite athlete
- Wears No. 8 because of his father's birthday - Dec. 8. His father passed away early in 2023 from cardiac arrest

CAREER STATISTICS

				Field Goals		3-Point		F-Throws		Rebounds									Scoring	
SEASON	TEAM	GP-GS	MIN/AVG	FG-FGA	FG%	3FG-3FGA	3FG%	FT-FTA	FT%	OFF	DEF	TOT	AVG	PF-FO	A	TO	BLK	STL	PTS	AVG
2020-21	DePaul	9-1	132/14.7	21-55	.382	1-14	.071	3-5	.600	9	15	24	2.7	15-0	4	6	2	4	46	5.1
2021-22	DePaul	28-27	834/29.8	158-355	.445	35-118	.297	54-78	.692	51	157	208	7.4	60-0	68	66	29	47	405	14.5
2022-23	SJU	31-17	798/25.7	158-403	.392	42-143	.294	51-65	.785	72	139	211	6.8	68-1	49	58	12	39	409	13.2
2023-24	Mem	10-10	317/31.7	63-140	.450	25-65	.385	52-65	.800	19	46	65	6.5	15-0	13	26	6	23	203	20.3
TOTAL FOR Mem		10-10	317/31.7	63-140	.450	25-65	.385	52-65	.800	19	46	65	6.5	15-0	13	26	6	23	203	20.3
TOTAL		78-55	2081/26.7	400-953	.420	103-340	.303	160-213	.751	151	357	508	6.5	158-1	134	156	49	113	1063	13.6





9

CALEB MILLS  
G | 6-5 | 185 | 5TH | TR  
ARDEN, N.C.  
ASHEVILLE CHRISTIAN ACADEMY / FLORIDA STATE

2023-24 GAME-BY-GAME

Date	Opponent	GS	Min	FG/A	PCT.	3FG/A	PCT	FT/A	PCT	OFF	DEF	TOTAL	AVG	PF	AST	TO	BLK	STL	PTS	AVG
Nov. 6	Jackson State	-	22	3-9	.333	1-5	.200	3-4	.750	0	7	7	7.0	2	2	0	1	2	10	10.0
Nov. 10	@ Missouri	-	33	2-5	.400	0-1	.000	4-5	.800	3	1	4	5.5	2	2	1	1	0	8	9.0
Nov. 17	Alabama State	1	24	3-5	.600	1-2	.500	3-3	1.000	0	2	2	4.3	2	3	0	0	0	10	9.3
Nov. 22	vs. Michigan	1	27	5-12	.417	0-3	.000	0-0	.000	0	4	4	4.3	3	1	2	1	1	10	9.5
Nov. 23	vs. #20 Arkansas	1	22	1-5	.200	1-1	1.000	1-2	.500	0	3	3	4.0	5	1	0	0	0	4	8.4
Nov. 24	vs. Villanova	1	27	3-9	.333	1-3	.333	3-4	.750	1	4	5	4.2	2	2	1	0	0	10	8.7
Dec. 2	at Ole Miss	1	29	2-7	.286	0-0	.000	2-3	.667	0	1	1	3.7	2	1	2	0	2	6	8.3
Dec. 6	at VCU	-	29	4-6	.667	2-2	1.000	7-8	.875	0	4	4	3.8	3	2	0	0	1	17	9.4
Dec. 10	at Texas A&M	-	23	4-7	.571	2-3	.667	3-4	.750	1	2	3	3.7	4	1	3	0	1	13	9.8
Dec. 16	Clemson	-	29	1-6	.167	0-4	.000	2-5	.400	1	4	5	3.8	0	0	1	0	1	4	9.2
Dec. 19	Virginia																			
Dec. 23	Vanderbilt																			
Dec. 30	Austin Peay																			
Jan. 4	at Tulsa																			
Jan. 7	SMU																			
Jan. 10	UTSA																			
Jan. 14	at Wichita State																			
Jan. 18	South Florida																			
Jan. 21	at Tulane																			
Jan. 28	at UAB																			
Jan. 31	Rice																			
Feb. 3	Wichita State																			
Feb. 8	at Temple																			
Feb. 11	Tulane																			
Feb. 15	at North Texas																			
Feb. 18	at SMU																			
Feb. 21	Charlotte																			
Feb. 25	Florida Atlantic																			
Feb. 29	at East Carolina																			
March 3	UAB																			
March 9	at Florida Atlantic																			
March 13	AAC																			
March 14	AAC																			
March 15	AAC																			
March 16	AAC																			

MILLS' SEASON/CAREER HIGHS

		SEASON		CAREER	AMERICAN ATHLETIC CONFERENCE
POINTS	17	at VCU (12/6/23)	27	3x, last vs. BC (2/18/23)	
FG	5	vs. Michigan (11/22/23)	9	4x	
FGA	12	vs. Michigan (11/22/23)	19	at Cincinnati (2/5/22)	
3FG	2	2x, last at Texas A&M (12/10/23)	5	2x, last at Syracuse (1/15/22)	
3FGA	5	Jackson State (11/6/23)	9	3x, last vs. Wash. (12/25/19)	
FT	7	at VCU (12/6/23)	17	Boston College (2/18/23)	
FTA	8	at VCU (12/6/23)	21	Boston College (2/18/23)	
REBS	7	Jackson State (11/6/23)	7	4x, last vs. Jackson St. (11/6/23)	
AST	3	Alabama St. (11/17/23)	8	St. John's (12/17/22)	
BLK	1	3x, last vs. Michigan (11/22/23)	3	Wake Forest (2/5/22)	
STL	2	2x, last at Ole Miss (12/2/23)	5	2x, last at UCF (11/11/22)	
MINS	33	at Missouri (11/10/23)			

CAREER STATISTICS

				Field Goals		3-Point		F-Throws		Rebounds									Scoring	
SEASON	TEAM	GP-GS	MIN/AVG	FG-FGA	FG%	3FG-3FGA	3FG%	FT-FTA	FT%	OFF	DEF	TOT	AVG	PF-FO	A	TO	BLK	STL	PTS	AVG
2019-20	UH	31-7	696/22.4	143-371	.385	50-137	.365	73-97	.753	12	70	82	2.6	58-0	35	43	5	16	409	13.2
2020-21	UH	4-0	76/19.0	13-29	.448	1-4	.250	12-12	1.000	2	3	5	1.3	8-0	1	6	0	5	39	9.8
2021-22	FSU	26-23	682/26.2	120-277	.433	30-85	.353	59-69	.855	11	51	62	2.4	49-0	63	53	13	39	329	12.7
2022-23	FSU	32-31	948/29.6	137-334	.410	30-102	.294	112-134	.836	17	79	96	3.0	71-1	110	70	19	43	416	13.0
2023-24	Mem	10-5	266/26.6	28-71	.394	8-24	.333	28-38	.737	6	32	38	3.8	25-1	15	10	3	8	92	9.2
TOTAL FOR Mem		10-5	266/26.6	28-71	.394	8-24	.333	28-38	.737	6	32	38	3.8	25-1	15	10	3	8	92	9.2
TOTAL		103-66	2668/25.9	441-1082	.408	119-352	.338	284-350	.811	48	235	283	2.7	211-2	224	182	40	111	1285	12.5



10

JAYKWON WALTON  
G | 6-7 | 206 | SR. | TR  
COLUMBUS, GA.  
WICHITA STATE

2022-23 (WICHITA STATE)

- Averaged a team-high 13.9 points along with 5.3 rebounds in 32.2 minutes-per-game while starting 27 times in 28 appearances
- Per KenPom, led the American Athletic Conference in effective field goal percentage (.618) and true shooting percentage (.649, No. 31 nationally) and slotted fourth overall in offensive rating (117.3 on 19.6% usage)
- Shot a league-best 63.1% on 2-point field goals, hit on 40% of his threes (42-of-105) and converted 75-of-96 free throw attempts (.781)
- Converted at least half of his field goal attempts in 13-straight games to end the year, during which he shot 58.9% from the field (76-of-129)
- Made four appearances on the AAC's weekly honor roll
- Scored in double-figures 21 times and topped 20 points on six occasions, highlighted by 24-point efforts against Tulane (Jan. 25) and No. 3 Houston (Feb. 2) at home
- Secured three double-doubles – all during the non-conference portion of the schedule – against San Francisco (Nov. 22), Missouri (Nov. 29) and Texas Southern (Dec. 22)
- Led the team in dunks with 18
- Made the all-tournament team after leading WSU to a runner-up finish at the NABC Hall of Fame Classic
- Missed two games in early January to an ankle injury and two in early March while battling illness

2021-22 (SHELTON STATE CC)

- The nation's No. 6 junior college recruit, per 247Sports
- Spent a year at Shelton State in Tuscaloosa, Ala.
- Bounced back from an early-season injury to average 12.9 points, 4.2 rebounds, 2.8 assists and 1.3 steals in 22 games
- Knocked down 2.1 threes-per-game on 35.6 percent accuracy
- Helped the Bucs to a 30-5 record (20-1 in conference play), a regional title, a No. 17 national ranking and a trip to the NJCAA national tournament
- Coached by Joseph Eatmon
- Signed with Mississippi State in the fall of 2021, but was granted his release following a coaching change

2019-20 (GEORGIA)

- Appeared in seven games as a true freshman in 2019-20 while hampered by injuries and illness and entered the transfer portal two games into the 2020-21 campaign
- Totaled 17 points and nine rebounds in 53 minutes over his nine career games with the Bulldogs
- Best outing was against Delaware State on Nov. 15, 2019 when he contributed six points on 3-of-3 shooting in seven minutes of playing time

HIGH SCHOOL/PERSONAL

- Four-star prospect ranked No. 69 by ESPN.com, No. 77 per 247Sports composite and No. 85 by Rivals
- Two-time All-Alabama selection for George Washington Carver High School in Montgomery, Ala., led his team to a 6A state title as a junior and a runner-up finish as a senior
- Two-time USA Today All-Alabama selection, earned first team honors as a junior and second team his senior year
- A two-time "Super 5" (all-class, all-state) pick by the Alabama Sports Writers Association
- Coached by James Jackson
- Scored 1,419 points in three seasons at Carver
- Averaged 18.7 points as a senior in 2018-19, including six 25-point outings and a season-high of 38
- Led the Wolverines to a 22-11 mark and a runner-up finish in the Alabama 6A tournament
- Selected for the 2019 Alabama/Mississippi All-Star game
- As a junior averaged 19.1 points, 7.8 rebounds and 4.2 assists to lead Carver to a 30-5 record and the 6A state title
- Scored a game-high 20 points in the state championship game victory over Paul Bryant to earn MVP honors
- MVP of the 2018 AHSAA North-South All-Star Game
- Played his freshman season at Northside High School in his hometown of Columbus where he was coached by Kenneth Lawrence

2023-24 GAME-BY-GAME

Date	Opponent	GS	Min	FG/A	PCT.	3FG/A	PCT	FT/A	PCT	OFF	DEF	TOTAL	AVG	PF	AST	TO	BLK	STL	PTS	AVG
Nov. 6	Jackson State	1	28	7-11	.636	3-4	.750	2-2	1.000	2	3	5	5.0	1	1	5	0	3	19	19.0
Nov. 10	@ Missouri	1	33	5-8	.625	3-5	.600	0-1	.000	0	3	3	4.0	3	2	0	2	1	13	16.0
Nov. 17	Alabama State	1	25	4-9	.444	1-4	.250	3-5	.600	1	6	7	5.0	3	3	3	0	0	12	14.7
Nov. 22	vs. Michigan	1	30	2-8	.250	1-4	.250	0-1	.000	0	3	3	4.5	3	2	0	2	1	5	12.3
Nov. 23	vs. #20 Arkansas	1	27	4-8	.500	1-4	.250	2-3	.667	2	1	3	4.2	1	2	3	1	1	11	12.0
Nov. 24	vs. Villanova	1	27	1-9	.111	0-5	.000	7-8	.875	0	2	2	3.8	1	1	0	0	0	9	11.5
Dec. 2	at Ole Miss	1	24	2-8	.250	0-2	.000	1-1	1.000	1	3	4	3.9	2	2	0	1	1	5	10.6
Dec. 6	at VCU	-	19	1-5	.200	1-3	.333	0-0	.000	0	3	3	3.8	1	1	1	0	2	3	9.6
Dec. 10	at Texas A&M	-	30	1-6	.167	0-2	.000	3-5	.600	3	4	7	4.1	3	2	6	0	1	5	9.1
Dec. 16	Clemson	-	28	4-12	.333	0-6	.000	2-2	1.000	1	2	3	4.0	4	2	1	0	0	10	9.2
Dec. 19	Virginia																			
Dec. 23	Vanderbilt																			
Dec. 30	Austin Peay																			
Jan. 4	at Tulsa																			
Jan. 7	SMU																			
Jan. 10	UTSA																			
Jan. 14	at Wichita State																			
Jan. 18	South Florida																			
Jan. 21	at Tulane																			
Jan. 28	at UAB																			
Jan. 31	Rice																			
Feb. 3	Wichita State																			
Feb. 8	at Temple																			
Feb. 11	Tulane																			
Feb. 15	at North Texas																			
Feb. 18	at SMU																			
Feb. 21	Charlotte																			
Feb. 25	Florida Atlantic																			
Feb. 29	at East Carolina																			
March 3	UAB																			
March 9	at Florida Atlantic																			
March 13	AAC																			
March 14	AAC																			
March 15	AAC																			
March 16	AAC																			

WALTON'S SEASON/CAREER HIGHS

	SEASON				CAREER				AMERICAN ATHLETIC CONFERENCE			
POINTS	19	Jackson State (11/6/23)	24	2x, last vs. Houston (2/2/23)								
FG	7	Jackson State (11/6/23)	9	Tulane (1/25/23)								
FGA	12	vs. Clemson (12/16/23)	15	Tulane (1/25/23)								
3FG	3	2x, last at Missouri (11/10/23)	5	2x, last at Temple (2/16/23)								
3FGA	6	vs. Clemson (12/16/23)	9	Tulane (1/25/23)								
FT	7	vs. Villanova (11/24/23)	8	at SMU (1/22/23)								
FTA	8	vs. Villanova (11/24/23)	12	at SMU (1/22/23)								
REBS	7	2x, last at Texas A&M (12/10/23)	10	3x, last San Francisco (11/22/22)								
AST	3	Alabama St. (11/17/23)	6	2x, last vs. Memphis (2/23/23)								
BLK	2	2x, last vs. Michigan (11/22/23)	2	3x, last vs. Michigan (11/22/23)								
STL	3	Jackson State (11/6/23)	4	Mississippi Valley (12/13/22)								
MINS	33	at Missouri (11/10/23)										

CAREER STATISTICS

				Field Goals		3-Point		F-Throws		Rebounds									Scoring	
SEASON	TEAM	GP-GS	MIN/AVG	FG-FGA	FG%	3FG-3FGA	3FG%	FT-FTA	FT%	OFF	DEF	TOT	AVG	PF-FO	A	TO	BLK	STL	PTS	AVG
2019-20	UGa	7-0	37/5.3	5-11	.455	1-5	.200	4-4	1.000	0	3	3	0.4	3-0	2	1	0	0	15	2.1
2020-21	UGa	2-0	15/7.4	0-3	.000	0-2	.000	2-4	.500	1	5	6	3.0	1-0	0	2	0	0	2	1.0
2022-23	WSU	28-27	902/32.2	136-254	.535	42-105	.400	75-96	.781	23	124	147	5.3	59-2	54	53	7	21	389	13.9
2023-24	Mem	10-7	271/27.1	31-84	.369	10-39	.256	20-28	.714	10	30	40	4.0	22-0	18	19	6	10	92	9.2
TOTAL FOR Mem		10-7	271/27.1	31-84	.369	10-39	.256	20-28	.714	10	30	40	4.0	22-0	18	19	6	10	92	9.2
TOTAL		47-34	1226/26.1	172-352	.489	53-151	.351	101-132	.765	34	162	196	4.2	85-2	74	75	13	31	498	10.6



11

**JAHVON QUINERLY**  
G | 6-1 | 175 | 5TH | TR  
HACKENSACK, N.J.  
HUDSON CATHOLIC HS / ALABAMA

- 2023-24 Preseason AAC First Team
- 2023-24 Bob Cousy Award Preseason Watch List
- SEC Co-Sixth Man of the Year (2023)
- SEC Tournament Most Outstanding Player (2021)
- SEC All-Tournament Team (2021 & 2023)
- McDonald's All-American (2018)

- Played in 35 games after missing the first two games of the season after returning from a knee injury
- Ended the season with 1,149 career points at Alabama, which ranks No. 43 in program history
- Became first player in program history to win SEC Sixth Man of the Year
- Named to the SEC All-Tournament Team for the second time in his career
- Averaged 8.7 points, 1.9 rebounds and a team-leading 3.6 assists per game
- Scored double figures in 15 games including a season-high 24 points in Alabama's SEC-clinching win over Auburn
- Recorded four games scoring 20 points or more and 11 times he had 5+ assists

- Played in all 33 contests, starting in 27 games
- Finished the season ranked second on the team in scoring (13.8 ppg), assists (4.2 apg) and in field goals both made (165) and attempted (401)
- Had 23 double-digit scoring games, including five 20-point contests, and led the Tide with 11 games with five or more assists

- Named the SEC Tournament Most Outstanding Player in helping lead the Crimson Tide to the program's first tournament championships since 1991
- Averaged 15.7 points, 3.0 assists and 2.7 rebounds while shooting 59.4 percent (19-of-32) and 46.2 percent (6-of-13) from beyond the arc across the Tide's three victories in Nashville
- Played in 30 contests making seven starts and finished with 23 double-figure scoring games including each of his final 15 contests to end the season

- Transferred to Alabama and redshirted

- Averaged 3.2 points and 9.1 minutes per game in 25 appearances in his lone season with the Wildcats

- Played at Hudson Catholic HS under head coach Nick Mariniello
- A 5-star prospect who was considered as one of the nation's top point guards, earning a spot in the McDonald's All-American Game
- A two-time New Jersey Gatorade Player of the Year
- Ranked No. 26 in ESPN's Top 100 in the Prep Class of 2018
- Averaged 20.1 points, 6.3 assists and 1.8 steals per game as a senior after going for 20.4 points, 5.4 assists and 1.9 steals a game during his junior season
- During his high school career, he averaged 16.6 points, 4.3 assists and 1.5 steals over 109 games
- Shot 44.6 percent (220-of-493) from beyond the arc over his four years at Hudson Catholic

[illegible]

	SEASON		CAREER		AMERICAN ATHLETIC CONFERENCE
POINTS	24	at Texas A&M (12/10/23)	26	South Dakota St. (11/21/21)	
FG	8	at Texas A&M (12/10/23)	11	South Dakota St. (11/21/21)	
FGA	14	vs. Clemson (12/16/23)	26	North Carolina (11/27/22)	
3FG	3	Alabama St. (11/17/23)	6	at LSU (1/19/21)	
3FGA	6	vs. Clemson (12/16/23)	15	South Dakota St. (11/21/21)	
FT	6	2x, last at Texas A&M (12/10/23)	8	2x, last vs. Auburn (3/1/23)	
FTA	8	at Texas A&M (12/10/23)	11	Drake (11/26/21)	
REBS	8	2x, last Alabama St. (11/17/23)	8	2x, last Alabama St. (11/17/23)	
AST	8	vs. Michigan (11/22/23)	11	Maryland (3/22/21)	
BLK	1	Alabama St. (11/17/23)	2	Mississippi State (2/16/22)	
STL	3	3x, last vs. Clemson (12/16/23)	3	7x, last vs. Clemson (12/16/23)	
MINs	36	at VCU (12/6/23)			

				Field Goals		3-Point		F-Throws		Rebounds									Scoring	
SEASON	TEAM	GP-GS	MIN/AVG	FG-FGA	FG%	3FG-3FGA	3FG%	FT-FTA	FT%	OFF	DEF	TOT	AVG	PF-FO	A	TO	BLK	STL	PTS	AVG
2018-19	VU	25-0	230/9.2	28-83	.337	12-48	.250	11-15	.733	2	18	20	0.8	18-0	22	19	0	5	79	3.2
2020-21	Bama	30-7	753/25.1	142-297	.478	52-120	.433	51-74	.689	15	50	65	2.2	59-1	96	69	1	19	387	12.9
2021-22	Bama	33-27	988/29.9	165-401	.411	50-178	.281	77-104	.740	11	87	98	3.0	63-1	137	98	5	21	457	13.8
2022-23	Bama	35-6	743/21.2	109-271	.402	46-129	.357	41-50	.820	7	60	67	1.9	52-1	126	75	0	24	305	8.7
2023-24	Mem	10-10	310/31.0	44-97	.454	14-46	.304	35-40	.875	3	31	34	3.4	19-0	49	21	1	12	137	13.7
TOTAL FOR Mem		10-10	310/31.0	44-97	.454	14-46	.304	35-40	.875	3	31	34	3.4	19-0	49	21	1	12	137	13.7
TOTAL		133-50	3025/22.7	488-1149	.425	174-521	.334	215-283	.760	38	246	284	2.1	211-3	430	282	7	81	1365	10.3



15

**NOAH STANSBURY**  
**G | 6-0 | 170 | R-JR. | TR**  
**BOWLING GREEN, KY.**  
**GREENWOOD HS / WESTERN KENTUCKY**

**2022-23 (WESTERN KENTUCKY)**

- Made appearances in six games for WKU, totaling nine minutes and averaging 1.6 per game
- Grabbed three rebounds total and added one steal on the season
- Played a season-high three minutes against South Carolina State and pulled down two boards

**2021-22 (WESTERN KENTUCKY)**

- Played in 14 contests for the Hilltoppers averaging 5.4 minutes per appearance
- Averaged 0.8 rebounds and 0.6 assists
- Recorded seven assists, four rebounds and one steal in 23 minutes against Rhodes on Nov. 30
- Named to C-USA Commissioner's Honor Roll
- Earned C-USA Commissioner's Academic Medal
- Named to Dean's List in Fall 2021 and Spring 2022

**2020-21 (WESTERN KENTUCKY)**

- Sat out season as a redshirt
- Named to President's List in Fall 2020 and C-USA Commissioner's Honor Roll in Spring 2021

**PRIOR TO MEMPHIS/PERSONAL**

- Previously in 2021 class but reclassified into 2020
- Averaged 12.2 points and 3.9 rebounds per game as a junior in 2019-20 at Greenwood High School in Bowling Green, Kentucky
- Made 78-of-207 three-point attempts (37.7 percent) and 58-of-68 free throws (85.3 percent)
- Had season high of 28 points in district game against South Warren with seven made 3s
- Previously named All-District 14 performer
- Son of Memphis assistant coach Rick Stansbury

**2023-24 GAME-BY-GAME**

Date	Opponent	GS	Min	FG/A	PCT.	3FG/A	PCT	FT/A	PCT	OFF	DEF	TOTAL	AVG	PF	AST	TO	BLK	STL	PTS	AVG
Nov. 6	Jackson State	-	2	0-0	.000	0-0	.000	0-2	.000	0	0	0	0.0	0	1	1	0	0	0	0.0
Nov. 10	@ Missouri	-	-	-	-	-	-	-	-	-	-	-	-	-	-	-	-	-	-	-
Nov. 17	Alabama State	-	1	0-1	.000	0-0	.000	0-0	.000	0	0	0	0.0	0	0	0	0	0	0	0.0
Nov. 22	vs. Michigan	-	-	-	-	-	-	-	-	-	-	-	-	-	-	-	-	-	-	-
Nov. 23	vs. #20 Arkansas	-	-	-	-	-	-	-	-	-	-	-	-	-	-	-	-	-	-	-
Nov. 24	vs. Villanova	-	-	-	-	-	-	-	-	-	-	-	-	-	-	-	-	-	-	-
Dec. 2	at Ole Miss	-	-	-	-	-	-	-	-	-	-	-	-	-	-	-	-	-	-	-
Dec. 6	at VCU	-	-	-	-	-	-	-	-	-	-	-	-	-	-	-	-	-	-	-
Dec. 10	at Texas A&M	-	-	-	-	-	-	-	-	-	-	-	-	-	-	-	-	-	-	-
Dec. 16	Clemson	-	-	-	-	-	-	-	-	-	-	-	-	-	-	-	-	-	-	-
Dec. 19	Virginia																			
Dec. 23	Vanderbilt																			
Dec. 30	Austin Peay																			
Jan. 4	at Tulsa																			
Jan. 7	SMU																			
Jan. 10	UTSA																			
Jan. 14	at Wichita State																			
Jan. 18	South Florida																			
Jan. 21	at Tulane																			
Jan. 28	at UAB																			
Jan. 31	Rice																			
Feb. 3	Wichita State																			
Feb. 8	at Temple																			
Feb. 11	Tulane																			
Feb. 15	at North Texas																			
Feb. 18	at SMU																			
Feb. 21	Charlotte																			
Feb. 25	Florida Atlantic																			
Feb. 29	at East Carolina																			
March 3	UAB																			
March 9	at Florida Atlantic																			
March 13	AAC																			
March 14	AAC																			
March 15	AAC																			
March 16	AAC																			

**STANSBURY'S SEASON/CAREER HIGHS**

	SEASON	CAREER	AMERICAN ATHLETIC CONFERENCE
POINTS			
FG			
FGA	1	Alabama St. (11/17/23)	
3FG			
3FGA		2	2x, last Rhodes (11/30/21)
FT			
FTA	2	Jackson State (11/6/23)	2x, last Jackson State (11/6/23)
REBS		4	Rhodes (11/30/21)
AST	1	Jackson State (11/6/23)	Rhodes (11/30/21)
BLK			
STL		1	2x, last Kentucky St. (11/12/22)
MINS	2	Jackson State (11/6/23)	

**CAREER STATISTICS**

				Field Goals		3-Point		F-Throws		Rebounds								Scoring		
SEASON	TEAM	GP-GS	MIN/AVG	FG-FGA	FG%	3FG-3FGA	3FG%	FT-FTA	FT%	OFF	DEF	TOT	AVG	PF-FO	A	TO	BLK	STL	PTS	AVG
2021-22	WestKy	14-0	75/5.4	0-5	.000	0-5	.000	0-0	.000	0	11	11	0.8	8-0	9	6	0	1	0	0.0
2022-23	WestKy	6-0	9/1.6	0-0	.000	0-0	.000	0-0	.000	0	3	3	0.5	0-0	0	0	0	1	0	0.0
2023-24	Mem	2-0	3/1.4	0-1	.000	0-0	.000	0-2	.000	0	0	0	0.0	1-0	1	1	0	0	0	0.0
TOTAL FOR Mem		2-0	3/1.4	0-1	.000	0-0	.000	0-2	.000	0	0	0	0.0	1-0	1	1	0	0	0	0.0
TOTAL		22-0	87/4.0	0-6	.000	0-5	.000	0-2	.000	0	14	14	0.6	9-0	10	7	0	2	0	0.0



20

**JOE COOPER**  
**G | 6-1 | 180 | R-JR. | TR**  
**MEMPHIS, TENN.**  
**OLIVE BRANCH HS / NORTHWEST CC**

2023-24 GAME-BY-GAME

Date	Opponent	GS	Min	FG/A	PCT.	3FG/A	PCT	FT/A	PCT	OFF	DEF	TOTAL	AVG	PF	AST	TO	BLK	STL	PTS	AVG
Nov. 6	Jackson State	-	-	-	-	-	-	-	-	-	-	-	-	-	-	-	-	-	-	-
Nov. 10	@ Missouri	-	-	-	-	-	-	-	-	-	-	-	-	-	-	-	-	-	-	-
Nov. 17	Alabama State	-	-	-	-	-	-	-	-	-	-	-	-	-	-	-	-	-	-	-
Nov. 22	vs. Michigan	-	-	-	-	-	-	-	-	-	-	-	-	-	-	-	-	-	-	-
Nov. 23	vs. #20 Arkansas	-	-	-	-	-	-	-	-	-	-	-	-	-	-	-	-	-	-	-
Nov. 24	vs. Villanova	-	-	-	-	-	-	-	-	-	-	-	-	-	-	-	-	-	-	-
Dec. 2	at Ole Miss	-	-	-	-	-	-	-	-	-	-	-	-	-	-	-	-	-	-	-
Dec. 6	at VCU	-	-	-	-	-	-	-	-	-	-	-	-	-	-	-	-	-	-	-
Dec. 10	at Texas A&M	-	-	-	-	-	-	-	-	-	-	-	-	-	-	-	-	-	-	-
Dec. 16	Clemson	-	-	-	-	-	-	-	-	-	-	-	-	-	-	-	-	-	-	-
Dec. 19	Virginia																			
Dec. 23	Vanderbilt																			
Dec. 30	Austin Peay																			
Jan. 4	at Tulsa																			
Jan. 7	SMU																			
Jan. 10	UTSA																			
Jan. 14	at Wichita State																			
Jan. 18	South Florida																			
Jan. 21	at Tulane																			
Jan. 28	at UAB																			
Jan. 31	Rice																			
Feb. 3	Wichita State																			
Feb. 8	at Temple																			
Feb. 11	Tulane																			
Feb. 15	at North Texas																			
Feb. 18	at SMU																			
Feb. 21	Charlotte																			
Feb. 25	Florida Atlantic																			
Feb. 29	at East Carolina																			
March 3	UAB																			
March 9	at Florida Atlantic																			
March 13	AAC																			
March 14	AAC																			
March 15	AAC																			
March 16	AAC																			

COOPER'S SEASON/CAREER HIGHS

	SEASON	CAREER	AMERICAN ATHLETIC CONFERENCE
POINTS			
FG			
FGA			
3FG			
3FGA			
FT			
FTA			
REBS			
AST			
BLK			
STL			
MINS			

2022-23 (NORTHWEST MISS. CC)

- Played in 21 games with the Rangers, earning 20 starts
- Averaged a team-high 15.1 points and 4.9 assists per game to go along with 4.0 rebounds
- Led the team in steals (29), assists (103) and free throws made (79)
- Shot 36.3 percent overall (103-284) and made 32-of-85 from deep (37.6%)
- Scored double figures in 16 games, including a career-high 30 points against East Mississippi CC
- Notched two double-doubles with 12 points and 10 rebounds against Southern Arkansas University and 18 points and 10 assists versus EMCC

2021-22 (NORTHWEST MISS. CC)

- Notched two double-doubles with 12 points and 10 rebounds against Southern Arkansas University and 18 points and 10 assists versus EMCC
- Played and started in all 25 games last season with the Rangers, helping Northwest to the Region 23 Playoffs
- Led the team in scoring last season, averaging 15.1 points per game
- Led the team in steals (33) and assists (120)
- Tied for fourth in total rebounds last season, earning 86
- Notched a career-high 26 points in a loss to Northeast on Jan.13
- Was credited with a season-high 10 assists against Mississippi Gulf Coast on February 7
- Competed in the All-American JUCO Showcase in Atlanta during the offseason

2020-21 (NORTHWEST MISS. CC)

- Played in 13 games at Pearl River CC, averaging 21.4 minutes per game
- Averaged 6.3 points, 4.5 assists and 2.2 rebounds per game
- Scored a season-high 18 points against East Central on January 25
- Dished out a season-high 10 assists against Copiah-Lincoln on March 4
- Invited to the All-American JUCO Showcase and the JucoReport.com Elite150 showcase

2019-20 (PEARL RIVER CC)

- Redshirted his freshman season at Pearl River CC.
- 

PRIOR TO MEMPHIS/PERSONAL

- Played for coach Eric Rombaugh at Olive Branch
- Helped the Conquistadors to a 26-8 record and a runner-up finish in the MHSAA Class 5A playoffs as a senior
- Averaged 15 points, 8.2 assists and 3.0 rebounds per game during his final varsity season
- Selected to play in the 2018 Mississippi Sports Medicine North/South All-Star game
- Named to the Clarion-Ledger's Dandy Dozen for the 2018-19 season
- 2019 Clarion-Ledger All-State third team selection
- Chosen to the 2019 Bob Gibbons Tournament of Champions All-Tournament team and invited to the Jim Couch National Training Showcase
- Received recruiting interest from Ole Miss, Mississippi State, Murray State, UNLV, Tulane, LaSalle, Western Kentucky and Jackson State

CAREER STATISTICS





23

MALCOLM DANDRIDGE  
C | 6-9 | 260 | GR. | 4L  
MEMPHIS, TENN.  
EAST HS

2023-24 GAME-BY-GAME

Date	Opponent	GS	Min	FG/A	PCT.	3FG/A	PCT	FT/A	PCT	OFF	DEF	TOTAL	AVG	PF	AST	TO	BLK	STL	PTS	AVG
Nov. 6	Jackson State	1	17	5-5	1.000	0-0	.000	0-0	.000	1	2	3	3.0	1	0	0	1	0	10	10.0
Nov. 10	@ Missouri	1	11	2-3	.667	0-0	.000	2-3	.667	2	2	4	3.5	4	1	0	2	0	6	8.0
Nov. 17	Alabama State	-	12	2-2	1.000	0-0	.000	1-2	.500	0	4	4	3.7	1	0	1	2	0	5	7.0
Nov. 22	vs. Michigan	-	11	1-2	.500	0-0	.000	0-0	.000	2	0	2	3.3	3	0	3	2	3	2	5.8
Nov. 23	vs. #20 Arkansas	-	12	1-5	.200	0-0	.000	0-0	.000	0	1	1	2.8	2	1	1	3	1	2	5.0
Nov. 24	vs. Villanova	-	15	1-2	.500	0-0	.000	1-3	.333	0	2	2	2.7	4	0	1	1	0	3	4.7
Dec. 2	at Ole Miss	-	20	6-9	.667	0-0	.000	1-1	1.000	2	2	4	2.9	2	0	3	3	0	13	5.9
Dec. 6	at VCU	1	19	4-5	.800	0-0	.000	2-5	.400	3	4	7	3.4	5	0	2	0	0	10	6.4
Dec. 10	at Texas A&M	1	12	1-1	1.000	0-0	.000	1-2	.500	2	5	7	3.8	5	1	2	0	0	3	6.0
Dec. 16	Clemson	1	19	2-8	.250	0-0	.000	0-0	.000	1	8	9	4.3	2	1	1	0	2	4	5.8
Dec. 19	Virginia																			
Dec. 23	Vanderbilt																			
Dec. 30	Austin Peay																			
Jan. 4	at Tulsa																			
Jan. 7	SMU																			
Jan. 10	UTSA																			
Jan. 14	at Wichita State																			
Jan. 18	South Florida																			
Jan. 21	at Tulane																			
Jan. 28	at UAB																			
Jan. 31	Rice																			
Feb. 3	Wichita State																			
Feb. 8	at Temple																			
Feb. 11	Tulane																			
Feb. 15	at North Texas																			
Feb. 18	at SMU																			
Feb. 21	Charlotte																			
Feb. 25	Florida Atlantic																			
Feb. 29	at East Carolina																			
March 3	UAB																			
March 9	at Florida Atlantic																			
March 13	AAC																			
March 14	AAC																			
March 15	AAC																			
March 16	AAC																			

DANDRIDGE'S SEASON/CAREER HIGHS

	SEASON			CAREER			AMERICAN ATHLETIC CONFERENCE		
POINTS	13	at Ole Miss (12/2/23)		14	2x, last vs. Seton Hall (11/24/22)		14	at Cincinnati (2/28/21)	
FG	6	at Ole Miss (12/2/23)		6	2x, last at Ole Miss (12/2/23)		6	at Cincinnati (2/28/21)	
FGA	9	at Ole Miss (12/2/23)		10	vs. Miss. Valley State (12/8/20)		8	at Cincinnati (2/28/21)	
3FG	0			0			0		
3FGA	0			1	at Tulsa (1/22/20)		1	at Tulsa (1/22/20)	
FT	2	2x, last at VCU (12/6/23)		8	vs. Seton Hall (11/24/22)		4	vs. Houston (3/6/22)	
FTA	5	at VCU (12/6/23)		10	vs. Seton Hall (11/24/22)		8	at UCF (1/12/22)	
REBS	9	vs. Clemson (12/16/23)		10	at Tulsa (1/17/21)		10	at Tulsa (1/17/21)	
AST	1	4x, last vs. Clemson (12/16/23)		4	vs. Cincinnati (1/16/20)		4	vs. Cincinnati (1/16/20)	
BLK	3	2x, last at Ole Miss (12/2/23)		3	10x, last at Ole Miss (12/2/23)		3	7x	
STL	3	vs. Michigan (11/22/23)		4	2x, last vs. Cincinnati (1/16/20)		4	vs. Cincinnati (1/16/20)	
MINS	20	at Ole Miss (12/2/23)		28	vs. #1 Houston (3/5/23)		28	vs. #1 Houston (3/5/23)	

CAREER STATISTICS

				Field Goals		3-Point		F-Throws		Rebounds									Scoring	
SEASON	TEAM	GP-GS	MIN/AVG	FG-FGA	FG%	3FG-3FGA	3FG%	FT-FTA	FT%	OFF	DEF	TOT	AVG	PF-FO	A	TO	BLK	STL	PTS	AVG
2019-20	Mem	24-4	318/13.2	34-48	.708	0-1	.000	13-31	.419	18	53	71	3.0	48-1	16	35	17	19	81	3.4
2020-21	Mem	26-0	314/12.1	45-82	.549	0-0	.000	8-22	.364	31	45	76	2.9	48-1	13	33	17	13	98	3.8
2021-22	Mem	31-7	369/11.9	55-102	.539	0-1	.000	26-54	.481	32	50	82	2.6	63-1	23	46	25	23	136	4.4
2022-23	Mem	20-3	290/14.5	42-73	.575	0-1	.000	29-38	.763	19	53	72	3.6	48-2	8	24	19	12	113	5.7
2023-24	Mem	10-5	149/14.9	25-42	.595	0-0	.000	8-16	.500	13	30	43	4.3	29-2	4	14	14	6	58	5.8
TOTAL		111-19	1440/13.0	201-347	.579	0-3	.000	84-161	.522	113	231	344	3.1	236-7	64	152	92	73	486	4.4



25

JAYDEN HARDAWAY  
G | 6-5 | 205 | GR. | 4L  
MEMPHIS, TENN.  
IMG ACADEMY

2023-24 GAME-BY-GAME

Date	Opponent	GS	Min	FG/A	PCT.	3FG/A	PCT	FT/A	PCT	OFF	DEF	TOTAL	AVG	PF	AST	TO	BLK	STL	PTS	AVG
Nov. 6	Jackson State	-	12	1-3	.333	0-2	.000	4-4	1.000	0	1	1	1.0	1	1	0	0	1	6	6.0
Nov. 10	@ Missouri	-	17	0-5	.000	0-2	.000	1-2	.500	0	0	0	0.5	2	2	0	0	0	1	3.5
Nov. 17	Alabama State	-	17	2-4	.500	0-1	.000	2-2	1.000	0	0	0	0.3	0	0	0	0	0	6	4.3
Nov. 22	vs. Michigan	-	11	2-2	1.000	1-1	1.000	0-0	.000	0	0	0	0.3	0	0	0	0	0	5	4.5
Nov. 23	vs. #20 Arkansas	-	14	1-4	.250	0-3	.000	0-0	.000	0	0	0	0.2	1	0	1	0	0	2	4.0
Nov. 24	vs. Villanova	-	8	0-1	.000	0-0	.000	0-0	.000	0	1	1	0.3	0	0	1	0	1	0	3.3
Dec. 2	at Ole Miss	-	8	1-1	1.000	0-0	.000	1-2	.500	1	3	4	0.9	0	0	0	0	0	3	3.3
Dec. 6	at VCU	-	18	1-2	.500	1-1	1.000	0-0	.000	1	2	3	1.1	1	0	1	0	0	3	3.3
Dec. 10	at Texas A&M	-	10	0-0	.000	0-0	.000	0-0	.000	0	0	0	1.0	0	0	0	0	0	0	2.9
Dec. 16	Clemson	-	14	2-3	.667	0-1	.000	0-0	.000	0	0	0	0.9	0	0	0	0	0	4	3.0
Dec. 19	Virginia																			
Dec. 23	Vanderbilt																			
Dec. 30	Austin Peay																			
Jan. 4	at Tulsa																			
Jan. 7	SMU																			
Jan. 10	UTSA																			
Jan. 14	at Wichita State																			
Jan. 18	South Florida																			
Jan. 21	at Tulane																			
Jan. 28	at UAB																			
Jan. 31	Rice																			
Feb. 3	Wichita State																			
Feb. 8	at Temple																			
Feb. 11	Tulane																			
Feb. 15	at North Texas																			
Feb. 18	at SMU																			
Feb. 21	Charlotte																			
Feb. 25	Florida Atlantic																			
Feb. 29	at East Carolina																			
March 3	UAB																			
March 9	at Florida Atlantic																			
March 13	AAC																			
March 14	AAC																			
March 15	AAC																			
March 16	AAC																			

HARDAWAY'S SEASON/CAREER HIGHS

		SEASON		CAREER		AMERICAN ATHLETIC CONFERENCE
POINTS	6	2x, last Alabama St. (11/17/23)	16	vs. Little Rock (12/6/22)	14	at Tulane (12/29/21)
FG	2	3x, last vs. Clemson (12/16/23)	7	vs. Little Rock (12/6/22)	5	2x, last vs. Temple (2/12/23)
FGA	5	at Missouri (11/10/23)	10	vs. Auburn (12/10/22)	9	vs. SMU (1/26/23)
3FG	1	2x, last at VCU (12/6/23)	4	at Tulane (12/29/21)	4	at Tulane (12/29/21)
3FGA	3	vs. #20 Arkansas (11/23/23)	6	at Saint Louis (11/15/22)	5	at Tulane (12/29/21)
FT	4	Jackson State (11/6/23)	4	3x, last vs. Jackson St. (11/6/23)	4	2x, last vs. UCF (2/1/21)
FTA	4	Jackson State (11/6/23)	4	5x, last vs. Jackson St. (11/6/23)	4	4x, last at South Florida (3/2/21)
REBS	4	at Ole Miss (12/2/23)	4	5x, last at Ole Miss (12/2/23)	4	2x, last vs. Tulane (3/11/23)
AST	2	at Missouri (11/10/23)	3	vs. Arkansas State (12/2/20)	2	4x, last at Tulsa (1/29/23)
BLK	0		2	vs. NC Central (11/13/21)	1	5x, last vs. UCF (2/5/22)
STL	1	2x, last vs. Villanova (11/24/23)	3	vs. Tennessee Tech (11/9/21)	2	3x, last vs. Cincinnati (2/26/23)
MINS	18	at VCU (12/6/23)	26	2x, last vs. Tulane (2/4/23)	26	vs. Tulane (2/4/23)

PRIOR TO MEMPHIS/PERSONAL

- Is the son of Memphis head coach Penny Hardaway
- During the 2016-17 season, played at East High School in Memphis and contributed to the team's 2017 TSSAA Class AAA state championship
- Played 2017-18 season for IMG Academy's post-graduate team in Bradenton, Florida
- Scored 25 points in a 126-123 win over Miami Dade Community College in November 2017
- Before attending East High during the 2016-17 season, spent junior season at Miami Palmetto, averaging 12.1 points per game
- At Palmetto, wore jersey No. 1, the same number his father wore played for the NBA's Orlando Magic in the 1990s

CAREER STATISTICS

				Field Goals		3-Point		F-Throws		Rebounds									Scoring	
SEASON	TEAM	GP-GS	MIN/AVG	FG-FGA	FG%	3FG-3FGA	3FG%	FT-FTA	FT%	OFF	DEF	TOT	AVG	PF-FO	A	TO	BLK	STL	PTS	AVG
2019-20	Mem	22-1	172/7.8	17-41	.415	6-22	.273	6-8	.750	7	10	17	0.8	16-0	4	12	1	5	46	2.1
2020-21	Mem	28-5	279/10.0	26-73	.356	6-34	.176	16-26	.615	9	10	19	0.7	10-0	16	10	4	9	74	2.6
2021-22	Mem	23-1	228/9.9	22-58	.379	12-26	.462	11-13	.846	7	16	23	1.0	9-0	13	8	5	9	67	2.9
2022-23	Mem	29-19	492/17.0	57-132	.432	23-68	.338	21-26	.808	8	21	29	1.0	35-0	16	16	4	12	158	5.4
2023-24	Mem	10-0	130/13.0	10-25	.400	2-11	.182	8-10	.800	2	7	9	0.9	5-0	3	3	0	2	30	3.0
TOTAL		112-26	1301/11.6	132-329	.401	49-161	.304	62-83	.747	33	64	97	0.9	75-0	52	49	14	37	375	3.3



30

JJ TAYLOR  
F | 6-8 | 180 | FR | TR  
CHICAGO, ILL.  
SAN YSIDRO HS

2023-24 GAME-BY-GAME

Date	Opponent	GS	Min	FG/A	PCT.	3FG/A	PCT	FT/A	PCT	OFF	DEF	TOTAL	AVG	PF	AST	TO	BLK	STL	PTS	AVG
Nov. 6	Jackson State	-	2	0-0	.000	0-0	.000	0-0	.000	0	1	1	1.0	0	0	0	0	0	0	0.0
Nov. 10	@ Missouri	-	-	-	-	-	-	-	-	-	-	-	-	-	-	-	-	-	-	-
Nov. 17	Alabama State	-	2	0-0	.000	0-0	.000	0-0	.000	0	0	0	0.5	0	0	0	0	0	0	0.0
Nov. 22	vs. Michigan	-	-	-	-	-	-	-	-	-	-	-	-	-	-	-	-	-	-	-
Nov. 23	vs. #20 Arkansas	-	-	-	-	-	-	-	-	-	-	-	-	-	-	-	-	-	-	-
Nov. 24	vs. Villanova	-	-	-	-	-	-	-	-	-	-	-	-	-	-	-	-	-	-	-
Dec. 2	at Ole Miss	-	-	-	-	-	-	-	-	-	-	-	-	-	-	-	-	-	-	-
Dec. 6	at VCU	-	-	-	-	-	-	-	-	-	-	-	-	-	-	-	-	-	-	-
Dec. 10	at Texas A&M	-	-	-	-	-	-	-	-	-	-	-	-	-	-	-	-	-	-	-
Dec. 16	Clemson	-	-	-	-	-	-	-	-	-	-	-	-	-	-	-	-	-	-	-
Dec. 19	Virginia																			
Dec. 23	Vanderbilt																			
Dec. 30	Austin Peay																			
Jan. 4	at Tulsa																			
Jan. 7	SMU																			
Jan. 10	UTSA																			
Jan. 14	at Wichita State																			
Jan. 18	South Florida																			
Jan. 21	at Tulane																			
Jan. 28	at UAB																			
Jan. 31	Rice																			
Feb. 3	Wichita State																			
Feb. 8	at Temple																			
Feb. 11	Tulane																			
Feb. 15	at North Texas																			
Feb. 18	at SMU																			
Feb. 21	Charlotte																			
Feb. 25	Florida Atlantic																			
Feb. 29	at East Carolina																			
March 3	UAB																			
March 9	at Florida Atlantic																			
March 13	AAC																			
March 14	AAC																			
March 15	AAC																			
March 16	AAC																			

TAYLOR'S SEASON/CAREER HIGHS


	SEASON				CAREER				AMERICAN ATHLETIC CONFERENCE			
POINTS												
FG												
FGA												
3FG												
3FGA												
FT												
FTA												
REBS	1	Jackson State (11/6/23)				1	Jackson State (11/6/23)					
AST												
BLK												
STL												
MIN	2	2x, last Alabama St. (11/17/23)				2	2x, last Alabama St. (11/17/23)					

CAREER STATISTICS

				Field Goals		3-Point		F-Throws		Rebounds									Scoring	
SEASON	TEAM	GP-GS	MIN/AVG	FG-FGA	FG%	3FG-3FGA	3FG%	FT-FTA	FT%	OFF	DEF	TOT	AVG	PF-FO	A	TO	BLK	STL	PTS	AVG
2023-24	Mem	2-0	4/1.8	0-0	.000	0-0	.000	0-0	.000	0	1	1	0.5	0-0	0	0	0	0	0	0.0
TOTAL		2-0	4/1.8	0-0	.000	0-0	.000	0-0	.000	0	1	1	0.5	0-0	0	0	0	0	0	0.0



# 2023-24 MEMPHIS BASKETBALL RADIO/TV GUIDE



**JONATHAN PIERRE**  
F | 6-9 | 210 | JR.




**JAYHLON YOUNG**  
G | 6-2 | 175 | R-JR.



**NICK JOURDAIN**  
F | 6-9 | 220 | JR.



**JORDAN BROWN**  
C | 6-11 | 225 | R-SR.




**ASHTON HARDAWAY**  
F | 6-8 | 210 | FR.



**CARL CHERENFANT**  
G | 6-5 | 195 | FR.



**DAVID JONES**  
F | 6-6 | 210 | SR.



**CALEB MILLS**  
G | 6-5 | 185 | 5TH



**JAYKWON WALTON**  
G | 6-7 | 206 | SR.



**JAHVON QUINERLY**  
G | 6-1 | 175 | 5TH



**NOAH STANSBURY**  
G | 6-0 | 170 | R-JR.



**JOE COOPER**  
G | 6-1 | 180 | R-JR.



**MALCOLM DANDRIDGE**  
C | 6-9 | 260 | GR.



**JAYDEN HARDAWAY**  
G | 6-5 | 207 | GR.



**JJ TAYLOR**  
F | 6-8 | 180 | FR.



**PENNY HARDAWAY**  
6TH SEASON



**RICK STANSBURY**  
1ST SEASON



**FARAGI PHILLIPS**  
2ND SEASON



**ANDY BORMAN**  
1ST SEASON



**JAMIE ROSSER**  
1ST SEASON