



# VIRGINIA<sup>TM</sup>

**VIRGINIA ATHLETICS MEDIA RELATIONS**  
 295 Massie Road, Room 154  
 Charlottesville, VA 22904  
**Men's Basketball Contact:** Erich Bacher  
**O:** (434) 982-5530 **C:** (720) 318-5538  
**E-mail:** bacher@virginia.edu  
**Web:** VirginiaSports.com  
**Twitter:** @UVMensHoops, @ErichJBacher

25 NCAA TOURNAMENT APPEARANCES · 2019 NCAA CHAMPIONS · 3 NCAA FINAL FOURS · 11 ALL-AMERICANS · 27 ALL-ACC FIRST TEAM SELECTIONS

**GAME INFORMATION**

**Date/Time:** Tuesday, Dec. 31, 2024 / Noon  
**Site:** Charlottesville, Va./John Paul Jones Arena (14,623)  
**TV:** ESPN2; **Online:** WatchESPN.com/ESPN+  
 Dave O'Brien (pxp), Cory Alexander (analyst)  
**Radio:** Virginia Sports Radio Network  
 John Freeman (pxp), Jimmy Miller (analyst)  
**Satellite Radio:** SiriusXM (TBD),  
 SXM App (<https://sxm.app.link/SXMTBD>)  
**Live Stats:** VirginiaSports.com  
**Twitter:** @UVMensHoops  
**Virginia vs. NC State:** 70-87  
**Charlottesville:** 43-25 (10-2 John Paul Jones Arena)  
**Raleigh:** 24-40 (9-9 PNC Arena)  
**Neutral:** 3-22 (3-15 ACC Tournament)  
**First:** Jan. 27, 1913 (W, 53-10 in Charlottesville)  
**Last:** March 15, 2024 (L, 73-65 in Washington, D.C.)  
**Winning Streak:** NC State, 1 game

**VIRGINIA CAVALIERS (7-5, 0-1 ACC)**

Interim Head Coach: Ron Sanchez (SUNY Oneonta, 1992)

Virginia: 7-5 (1st season), Career: 79-83 (6th season)

VS.

**NC STATE WOLFPACK (8-4, 1-0 ACC)**

Head Coach: Kevin Keatts (Marshall, 2011)

NC State: 147-98 (8th season), Career: 219-126 (12th season)

**FOR OPENERS**

- Virginia is 2-1 during its five-game homestand.
- Two of the three Virginia-NC State contests in 2023-24 went to overtime.
- UVA and NC State have each defeated Coppin State in non-conference play this season. The Hoos posted a 62-45 win over Coppin State and NC State charted a 66-56 win over the Eagles.
- Four of Virginia's losses have come against ranked opponents.

**ALL-TIME VS. NC STATE**

- Virginia is 70-87 all-time vs. NC State in the series that dates to 1912-13.
- NC State won two of three contests last season, including a dramatic 73-65 win in the ACC Tournament semifinals that would propel the Wolfpack to the ACC championship, NCAA Tournament and eventual Final Four berth.
- In the 2023-24 regular-season matchups, NC State defeated UVA, 76-60, at PNC Arena and UVA topped the Wolfpack 59-52 in overtime at John Paul Jones Arena.
- UVA is 43-25 against the Wolfpack in Charlottesville, including a 10-2 mark at JPJ.
- Interim head coach Ron Sanchez meets NC State for the first time.

**LAST TIME VS. THE WOLFPACK**

- NC State topped Virginia 73-65 in overtime in ACC semifinal action on Friday, March 15 in Washington, D.C.
- Michael O'Connell banked in a game-tying 3-pointer at the end of regulation and the Wolfpack outscored the Cavaliers 15-7 in the extra session to win its fourth straight game to advance to the ACC final.
- UVA led 57-52 with 70 seconds remaining in regulation, but went 1 of 5 from the charity stripe to set up O'Connell's heroics.
- Isaac McKneely scored 23 points and Reece Beekman added 17 points and career-high tying 11 assists.
- D.J. Burns, Jr. led NC State with 19 points and O'Connell and reserve Ben Middlebrooks each added 12 points.

**LAST TIME OUT**

- Elijah Saunders tallied a career-high 21 points to lead Virginia to a 63-58 win over American on Dec. 22 at JPJ.
- Taine Murray added 13 points and Isaac McKneely chipped in 11 points as UVA (7-5, 0-1 ACC) closed non-conference play with a 7-4 record.
- Saunders shot 7 of 9 from the field and 7 of 8 from the free throw line to extend his double-figure streak to three games.
- UVA out-rebounded the Eagles 33-26 and scored 26 points in the paint.

**REPLACING A LEGEND**

- Ron Sanchez was named Dean and Markel Families Men's Interim Head Basketball Coach on Oct. 18 after three-time National Coach of the Year Tony Bennett retired.
- Sanchez, who spent 10 seasons on Bennett's staff at UVA in two different stints (2009-19 & 2023-24), posted a 72-78 record as head coach at Charlotte from 2018-23.
- Bennett, who is UVA's all-time winningest men's basketball coach, posted a 364-136 mark in 15 seasons at UVA and 433-169 career mark in 18 seasons overall.
- The three-time National (2007, 2015 and 2018) and four-time ACC Coach of the Year (2014, 2015, 2018 and 2019) guided UVA to its 10 NCAA tournaments and a pair of NIT berths.
- Bennett led UVA to six ACC regular-season titles (2014, 2015, 2018, 2019, 2021, 2023), two ACC Tournament titles (2014 and 2018) and one NCAA national championship (2019).

**HOW ARE THESE CAVALIERS?**

- Virginia returns two starters (Isaac McKneely and Andrew Rohde) along with Blake Buchanan and Taine Murray from last season's team that finished third in the ACC (13-7) and advanced to the NCAA First Four.
- In 2023-24, McKneely started 33 games and averaged 12.3 points and shot 44.5 percent from 3-point range, while Rohde started 27 games and averaged 4.3 points and 2.7 assists.
- Buchanan averaged 3.4 points and 3.1 rebounds in 15 minutes per game, while Murray netted 3.3 points per game.
- McKneely leads UVA in scoring at 12.1 points per game, leading the team in scoring in three contests.
- Elijah Saunders (11.3 ppg, 5.3 rpg), Jacob Cofie (8.3 ppg, 6.2 rpg) and Buchanan (5.7 ppg, 5.1 rpg) have held down the frontcourt.
- Andrew Rohde (8.3 ppg, 2.7 apg) is shooting 47.1 percent from the field and 44.8 percent from 3-point range. Rohde shot 29.3 percent from the field and 25.7 percent from 3-point land last season.
- Dai Dai Ames (7.8 ppg, 85% FTs) has started 10 games at point guard. Ames missed the Bethune-Cookman game with an ankle injury.
- Senior Taine Murray (4.5 ppg, 37.5% 3FG), who has reached double figures in back-to-back games for the first time, is averaging a career-high 20.5 minutes per game.
- TJ Power (2.0 ppg, 1.4 rpg) started the first five games, while Ishan Sharma (2.2 ppg, 11.2 mpg) and Anthony Robinson have seen action off the bench.
- The Cavaliers have made six or more 3-pointers in each game, including a season-high 14 against Villanova.

**2024-25 SCHEDULE/RESULTS****7-5, 0-1 ACC**

Date	Opponent	TV	Time/Result
Nov. 6	Campbell	ACCNX	W, 65-56
Nov. 11	Coppin State	ACCNX	W, 62-45
Nov. 15	vs. Villanova #	TNT	W, 70-60
Nov. 21	vs. Tennessee (11) \$	CBSS	L, 64-42
Nov. 22	vs. St. John's (22) \$	CBSS	L, 80-55
Nov. 26	Manhattan	ACCN	W, 74-65
Nov. 29	Holy Cross	ACCNX	W, 67-41
Dec. 4	at Florida (13) %	ESPN2	L, 87-69
Dec. 7	at SMU *	The CW	L, 63-51
Dec. 12	Bethune-Cookman	ACCN	W, 59-41
Dec. 18	Memphis (21)	ESPN2	L, 64-62
Dec. 22	American	ACCN	W, 63-58
Dec. 31	NC State *	ESPN2	Noon
Jan. 4	Louisville *	ACCN	4 p.m.
Jan. 8	at California *	ESPN2/U	11 p.m.
Jan. 11	at Stanford *	ESPN2/U	4 p.m.
Jan. 15	SMU *	ACCN	9 p.m.
Jan. 18	at Louisville *	ESPN2/U	Noon
Jan. 21	Boston College *	ACCN	7 p.m.
Jan. 25	Notre Dame *	ESPN/2	6:30 p.m.
Jan. 29	at Miami *	ESPN2/U	7 p.m.
Feb. 1	Virginia Tech *	ACCN	4 p.m.
Feb. 3	at Pittsburgh *	ESPN	7 p.m.
Feb. 8	Georgia Tech *	The CW	5:30 p.m.
Feb. 15	at Virginia Tech *	The CW	2 p.m.
Feb. 17	Duke *	ESPN	8 p.m.
Feb. 22	at North Carolina *	ESPN	4 p.m.
Feb. 26	at Wake Forest *	ESPN2/U	9 p.m.
Mar. 1	Clemson *	ESPN/2	Noon
Mar. 4	Florida State *	ACCN	9 p.m.
Mar. 8	at Syracuse *	ACCN	8 p.m.
Mar. 11-15	ACC Tournament **		Charlotte, N.C.

**Home games in Bold**

All times Eastern

# - Hall of Fame Series, Baltimore, Md.

\$ - Baha Mar Hoops Championship, Nassau, Bahamas

% - SEC/ACC Challenge

\* - ACC Game

**PRONUNCIATION GUIDE**

Dai Dai Ames	Day Day
Jacob Cofie	Co-FEE
Andrew Rohde	Roadie
Ishan Sharma	E-Shon

**VIRGINIA'S STARTING LINEUP VS. AMERICAN (12/22/24)**

Pos. No.	Player (Hometown)	Yr.	Ht.	Wt.	PPG	RPG	NOTES
G 7	Dai Dai Ames (Chicago, Ill.)	So.	6-1	190	7.8	2.0(a)	Started 10 GMS, 10+ PTS in 4 GMS, 17 of 20 FTs; KSU transfer
G 11	Isaac McKneely (Poca, W.Va.)	Jr.	6-4	195	12.1	3.9	42.8% career 3FG, 6 career 20-PT GMS, 23 PTS vs. Villanova
G 4	Andrew Rohde (Milwaukee, Wis.)	Jr.	6-6	200	8.6	2.8(a)	44.8% 3FG, 10+ PTS & 2+ 3FG in 4 GMS
F 2	Elijah Saunders (Phoenix, Ariz.)	Jr.	6-8	240	11.3	5.3	11+ PTS in 7 GMS, 38.7% 3FG (12 of 31), SDSU transfer
F 5	Jacob Cofie (Seattle, Wash.)	Fr.	6-10	232	8.3	6.2	10+ PTS in 5 GMS, 2 double-doubles, 16 PTS vs. Campbell
<b>OFF THE BENCH</b>							
G 10	Taine Murray (Auckland, N.Z.)	Sr.	6-5	208	4.5	1.4	Tied career high with 14 PTS vs. Memphis, 13.5 ppg last 2 GMS
F 0	Blake Buchanan (Coeur d'Alene, Idaho)	So.	6-11	227	5.7	5.1	6+ PTS & 5+ REB in 6 GMS, 10+ PTS in 2 GMS, 9 REB vs. BC
F 23	TJ Power (Shrewsbury, Mass.)	So.	6-9	221	2.0	1.4	5 PTS vs. Villanova, 6 REB vs. Coppin State, Duke transfer
G 9	Ishan Sharma (Milton, Ont.)	Fr.	6-5	192	2.2	1.9	12 PTS (4 of 7 3FGs) vs. BC, 6 PTS (2 of 3 3FGs) vs. Campbell
F/C 21	Anthony Robinson (Peachtree City, Ga.)	R-Fr.	6-10	250	1.8	1.4	8 GMS, 4 PTS vs. Tennessee, 6 REB in 10 MIN vs. Memphis

VIRGINIA INTERIM HEAD COACH RON SANCHEZ

• Ron Sanchez is in his 11th year with the Virginia men's basketball program and first as Dean and Markel Families Men's Interim Head Basketball Coach.

• Sanchez served nine seasons on Bennett's staff from 2009-18, the last three as associate head coach. During his time on Grounds, the Cavaliers won 212 games, three ACC regular-season titles and two ACC Tournament titles while making six appearances in the NCAA Tournament and one NIT appearance.

• The Cavaliers earned three No. 1 seeds in the NCAA Tournament and won 29 or more games four times. UVA won 31 games and reached No. 1 in the AP rankings for the first time since 1982-83 during Sanchez' last season at UVA in 2017-18.

• He returned to UVA as associate head coach in 2023-24 as the Cavaliers posted a 23-11 record and 13-7 mark in the ACC.

• Sanchez served as head coach at Charlotte from 2018-23, posting a 72-78 record over five seasons.

• Under Sanchez' leadership at Charlotte, the 49ers won 16 or more games in three seasons, including a 22-14 record in 2022-23. His last season at Charlotte was highlighted by the 49ers' first-ever postseason tournament title when they won four games in five days in Daytona Beach, Fla., at the 2023 Discount Tire College Basketball Invitational.

• Sanchez also served as an assistant coach on Tony Bennett's staff for three seasons at Washington State from 2006-09, helping the Cougars to a pair of NCAA Tournament appearances and one NIT berth. Washington State reached the second round of the NCAA Tournament in 2007 and Sweet 16 in 2008. The Cougars tied the school record with 26 wins in 2006-07 and 2007-08.

THE VIRGINIA WAY

• The Virginia Way is built on former head coach Tony Bennett's five pillars of humility, passion, unity, servanthood and thankfulness.

• The Virginia Way is playing defense, taking quality shots, sharing and taking care of the basketball, stopping transition, rebounding and playing more defense.

• UVA has finished in the top six nationally in scoring defense in each of the past 13 seasons and led the nation in the category six times.

OUR DEFENSE NEVER RESTS

• UVA ranks 11th nationally in scoring defense at 60.3 points per game and 12th in fouls per game at 13.6.

• The Cavaliers have limited 10 of their opponents to 65 or fewer points and out-rebounded five foes.

• UVA has forced six shot clock violations.

• In 2023-24, UVA ranked third nationally in scoring defense (59.7 ppg), seventh in fouls per game (13.5), 19th in field goal percentage defense (40.6), 20th in blocks per game (5.0) and 25th in 3-point field goal percentage defense (30.5).

• The Cavaliers ranked sixth nationally in scoring defense from 2021-23.

UVA VS. RANKED OPPONENTS

• UVA is 53-51 against ranked foes since 2009-10.

• UVA is 0-4 against ranked foes in 2024-25, losing by 15 or more points in three of the four contests.

• UVA was 1-3 vs. ranked opponents in 2023-24, defeating then-No. 14 Texas A&M 59-47.

• UVA's 11 ranked wins in 2018-19 marked a school record.

• UVA is 164-342 vs. ranked opponents since 1953-54.

• UVA is 1-31 all-time vs. No. 1-ranked opponents (86-73 win vs. No. 1 North Carolina on Jan. 30, 1986).

RELY ON ELI

• Junior transfer Elijah Saunders is averaging 17 points per game during his three-game double-figure scoring streak.

• Saunders netted a career-high 21 points against American and has scored 15 or more points in four of the last five games.

• Saunders has led UVA in scoring in six contests, including 19 points at then-No. 13 Florida.

• Saunders ranks second on the team in scoring (11.3 ppg) and rebounding (5.3 rpg).

MCTHREELY: UVA'S TOP LONG DISTANCE SHOOTER

• Junior Isaac McKneely is UVA's all-time 3-point percentage leader at 42.8 percent.

• McKneely has made 166 of 388 career 3-pointers, including 81 last season which ranks ninth on UVA's single-season list.

• McKneely's 6 of 6 effort from 3-point range vs. Villanova marked a Cavalier single-game record for most made 3's without a miss.

• McKneely's 12 3-pointers in back-to-back games against Syracuse and NCCU last season were the most at UVA in a two-game

NATIONAL DEFENSIVE POINTS PER GAME SINCE 2009-10

Year	School	Pts/Gm	Rank
2009-10	Virginia	63.6	54th
2010-11	Virginia	62.4	36th
2011-12	Virginia	54.2	2nd
2012-13	Virginia	55.6	5th
2013-14	Virginia	55.7	1st
2014-15	Virginia	51.5	1st
2015-16	Virginia	60.1	2nd
2016-17	Virginia	56.4	1st
2017-18	Virginia	54.0	1st
2018-19	Virginia	56.1	1st
2019-20	Virginia	52.4	1st
2020-21	Virginia	60.5	6th
2021-22	Virginia	60.1	6th
2022-23	Virginia	60.5	6th
2023-24	Virginia	59.7	3rd
2024-25	Virginia	60.3	11th

span since Kyle Guy made 13 in 2019.

• McKneely has made six or more 3-pointers in four games and two or more 3-pointers in 47 games (8 this season).

• McKneely has a 29-game 3-pointer streak dating back to 2023-24.

ABOUT THE 2024-25 SCHEDULE

• Three of Virginia's opponents are ranked in the Dec. 23 AP Top-25 poll (Tennessee, Duke, Florida), while St. John's, Memphis, Pitt, North Carolina and Clemson received votes.

SEATTLE'S BEST COFIE

• Seattle, Wash., native Jacob Cofie has made an immediate impact as a freshman at Virginia.

• Cofie leads UVA in rebounding (6.2 rpg) and double-doubles (2), ranks second in blocks (12), and third in steals (10) and scoring (8.3 ppg).

• He is the first UVA freshman to reach double figures in scoring in each of his first three games since Sylven Landesberg in 2008-09.

• Cofie's 16 points (7 of 8 FGs) in his collegiate debut were the most in a UVA debut since transfer Jayden Gardner had 18 vs. Navy in 2021-22.

• Cofie's 11-point, 11-rebound double-double against Coppin State was the first by a UVA freshman since redshirt freshman De'Andre Hunter had 14 points and 10 rebounds vs. Pitt on Feb. 24, 2018.

• Cofie tallied 12 points and 10 rebounds against Bethune-Cookman for his second double-double.

• He has reached double figures in scoring in four games.

• Cofie made his first career start against then-No. 21 Memphis.

SUPER 70s AND AWESOME 80s

• Virginia is 170-11 all-time when scoring 70 or more points since 2009-10 (2-0 in 2024-25).

• UVA is 11-0 when scoring 70 or more points in 2024-25.

• Virginia is 46-1 all-time when scoring 80 or more points (4-0 in 2023-24) since 2009-10 with their lone loss a 93-81 setback at North Carolina in 2012-13.

HOLDING FOES UNDER 50

• UVA is 118-2, including a 3-0 mark in 2024-25, when limiting foes to fewer than 50 points since 2009-10.

• The Cavaliers are 29-0 when holding foes to fewer than 40 since 2009-10.

2023-24 SEASON HIGHLIGHTS

• Virginia earned its 26th NCAA Tournament berth and 12th consecutive postseason berth in 2023-24.

• UVA won 23 or more games for the 10th time under former head coach Tony Bennett and 13 or more ACC games for the ninth time under Bennett.

THERE'S NO PLACE LIKE HOME

• Virginia is 252-57 (.816), including a 6-1 mark in 2024-25, in 19 seasons at John Paul Jones Arena.

• UVA went 15-2 at JPJ last season and is 36-4 in its last 40 home contests.

• UVA is 214-41 (.839) overall and 104-11 (.904) in non-conference action in its last 16 seasons at JPJ.

• UVA has an ACC-leading 96 wins in league home games over the past 11 seasons. Duke is second at 94.

• UVA has won 10+ home games for 15 straight seasons.



INTERIM HEAD COACH RON SANCHEZ

EDUCATION  
College: SUNY Oneonta, 1997

COACHING EXPERIENCE

1998-99	SUNY Oneonta	Assistant Coach
1999-00	SUNY Delhi	Associate Head Coach
2000-01	SUNY Delhi	Associate Head Coach
2001-02	Indiana	Volunteer Assistant Coach
2002-03	Indiana	Volunteer Assistant Coach
2003-04	Washington State	Director of Basketball Operations
2004-05	Washington State	Director of Basketball Operations
2005-06	Washington State	Director of Basketball Operations
2006-07	Washington State	Assistant Coach
2007-08	Washington State	Head Coach
2008-09	Washington State	Head Coach
2009-10	Virginia	Assistant Coach
2010-11	Virginia	Assistant Coach
2011-12	Virginia	Assistant Coach
2012-13	Virginia	Assistant Coach
2013-14	Virginia	Assistant Coach
2014-15	Virginia	Assistant Coach
2015-16	Virginia	Associate Head Coach
2016-17	Virginia	Associate Head Coach
2017-18	Virginia	Associate Head Coach
2018-19	Charlotte	Head Coach
2019-20	Charlotte	Head Coach
2020-21	Charlotte	Head Coach
2021-22	Charlotte	Head Coach
2022-23	Charlotte	Head Coach
2023-24	Virginia	Associate Head Coach
2024-25	Virginia	Interim Head Coach

SANCHEZ HEAD COACHING RECORD

Year	School	Record (Conf)	Postseason
2018-19	Charlotte	8-21 (5-13)	
2019-20	Charlotte	16-13 (10-8)	
2020-21	Charlotte	9-16 (5-11)	
2021-22	Charlotte	17-14 (10-8)	
2022-23	Charlotte	22-14 (9-11)	CBI Champions
2024-25	Virginia	7-5 (0-1)	
Total	6 seasons	79-83 (39-43)	4-0
Charlotte	5 seasons	72-78 (39-42)	4-0
Virginia	1 season	7-5 (0-1)	

SANCHEZ VS. 2024-25 OPPONENTS

Opponent	Career	Virginia
Coppin State	2-0	1-0
Wake Forest	1-2	0-0
Campbell	1-0	1-0
Villanova	1-0	1-0
Tennessee	0-1	0-1
Baylor	0-0	0-0
St. John's	0-1	0-1
Manhattan	1-0	1-0
Holy Cross	1-0	1-0
Florida	0-1	0-1
SMU	0-1	0-1
Bethune-Cookman	1-0	1-0
Memphis	0-1	0-1
American	1-0	1-0
NC State	0-0	0-0
Louisville	0-0	0-0
Cal	0-0	0-0
Stanford	0-0	0-0
Notre Dame	0-0	0-0
Boston College	0-0	0-0
Miami	0-0	0-0
Virginia Tech	0-0	0-0
Pitt	0-0	0-0
Georgia Tech	0-0	0-0
Duke	0-0	0-0
North Carolina	0-0	0-0
Clemson	0-0	0-0
Florida State	0-0	0-0



RETURN OF THE MOP

• Former UVA All-American Kyle Guy has returned to UVA as an Athlete Development Mentor/Special Assistant. Guy was the Most Outstanding Player at the 2019 NCAA Final Four as UVA captured its first national championship. Guy played professionally for five seasons from 2019-24. He was selected by the New York Knicks with the 55th pick in the second round of the 2019 NBA Draft and played three seasons in the NBA including two years with Sacramento (2019-21) and one with Miami (2021-22). Guy spent the last two seasons in Spain (Jovenut and Tenerife) and Greece (Panathinaikos).

OTHER SEASON STORYLINES

- For the first time since 2013-14, UVA's lineup does not include an All-ACC lead guard:
  - 2014: Malcolm Brogdon - All-ACC First Team
  - 2015: Brogdon - All-ACC First Team
  - 2016: Brogdon - All-ACC First Team
  - 2017: London Perrantes - All-ACC Second Team
  - 2018: Ty Jerome - All-ACC Third Team
  - 2019: Jerome - All-ACC Second Team
  - 2020: Kihei Clark - All-ACC Third Team
  - 2021: Clark - All-ACC Honorable Mention
  - 2022: Clark/Reece Beekman - All-ACC Honorable Mention
  - 2023: Clark/Reece Beekman - All-ACC Third Team
  - 2024: Beekman - All-ACC Second Team
- Promising sophomore Elijah Gertrude will miss the 2024-25 after suffering an offseason knee injury.
- Starting point guard Jalen Warley transferred out of the program on Oct. 29 after coming to UVA from Florida State after the 2023-24 season.
- Tony Bennett's son, Eli, is a practice player on the team and junior at UVA. Bennett made his UVA debut against Bethune-Cookman and recorded a steal in 30 seconds of action.
- Eli Bennett was also a practice player at Charlotte for Ron Sanchez and played three game as a freshman in 2021-22.

VIRGINIA PICKED FIFTH IN THE ACC

- Virginia was fifth in the 2024-25 ACC Tipoff Preseason Poll.
- Duke is the preseason favorite, followed by North Carolina, Wake Forest, Clemson and Virginia in the top five.
- Preseason voters selected Miami sixth, followed by NC State, Pittsburgh, Louisville and Notre Dame. Syracuse was picked 11th. Georgia Tech, SMU, Virginia Tech, Florida State, California, Stanford and Boston College rounded out the voting.
- The Cavaliers were selected fourth in the 2023-24 ACC Pre-season Poll and finished third (13-7) in the standings.
- The Cavaliers have finished at or higher than their predicted finish in 14 of the last 16 seasons.

CAVALIERS IN THE NBA

- Reece Beekman (Brooklyn), Malcolm Brogdon (Washington), Ryan Dunn (Phoenix), Anthony Gill (Washington), Sam Hauser (Boston), Jay Huff (Memphis), De'Andre Hunter (Atlanta), Ty Jerome (Cleveland) and Trey Murphy III (New Orleans) are former Cavaliers who are currently playing in the NBA.
- In addition, Indiana head coach Rick Carlisle is a Virginia

2024-25 Roster

No.	Name	Year	Pos.	Ht.	Wt.	Hometown/High School/Club/Previous School
0	Blake Buchanan *	So.	F	6-11	227	Coeur d'Alene, Idaho/Lake City
2	Elijah Saunders	Jr.	F	6-8	240	Phoenix, Ariz./Sunnyslope/San Diego State
4	Andrew Rohde *	Jr.	G	6-6	200	Milwaukee, Wis./Brookfield Central/St. Thomas (Minn.)
5	Jacob Cofie	Fr.	F	6-10	232	Seattle, Wash./Eastside Catholic School
7	Dai Dai Ames	So.	G	6-1	190	Chicago, Ill./Kenwood Academy/Kansas State
8	Bryce Walker *	Sr.	G	6-2	205	Beltsville, Md./New Hampton School
9	Ishan Sharma	Fr.	G	6-5	192	Milton, Ont./Fort Erie International Academy
10	Taine Murray ***	Sr.	G	6-5	208	Auckland, N.Z./Rosmini College
11	Isaac McKneely **	Jr.	G	6-4	195	Poca, W.Va./Poca
12	Elijah Gertrude *	So.	G	6-4	179	Jersey City, N.J./Hudson Catholic Regional
13	Desmond Roberts	R-Fr.	G	6-4	207	Charlottesville, Va./St. Anne's-Belfield
21	Anthony Robinson	R-Fr.	F/C	6-10	250	Peachtree City, Ga./Christ School (N.C.)
23	TJ Power	So.	F	6-9	221	Shrewsbury, Mass./Worcester Academy/Duke
30	Christian Bliss	R-Fr.	G	6-4	198	Queens, N.Y./George School (Pa.)
35	Carter Lang	So.	F	6-9	238	Charlottesville, Va./St. Anne's-Belfield/Vanderbilt

\* Denotes letters won at Virginia

- Interim Head Coach:** Ron Sanchez (SUNY Oneonta '97/11th season)
- Associate Head Coach:** Jason Williford (Virginia '95/16th season)
- Assistant Coach:** Orlando Vandross (AIC '92/10th season)
- Assistant Coach:** Isaiah Wilkins (Virginia '18/4th season)
- Assistant Coach:** Brad Soderberg (UW-Stevens Point '85/10th season)
- Athlete Development Mentor/Special Assistant:** Kyle Guy (Virginia/1st season)
- Graduate Assistant:** Chase Coleman (Virginia '23/2nd season)

STARTING LINEUPS

Opponent	1	2	3	4	5
Campbell	Rohde	McKneely	Power	Saunders	Buchanan
Coppin St.	Ames	McKneely	Power	Saunders	Buchanan
Villanova	Ames	McKneely	Power	Saunders	Buchanan
Tennessee	Ames	McKneely	Power	Saunders	Buchanan
St. John's	Ames	McKneely	Power	Saunders	Buchanan
Manhattan	Ames	McKneely	Rohde	Saunders	Buchanan
Holy Cross	Ames	McKneely	Rohde	Saunders	Buchanan
@Florida	Ames	McKneely	Rohde	Saunders	Buchanan
@SMU	Ames	McKneely	Rohde	Saunders	Buchanan
Bethune	Murray	McKneely	Rohde	Saunders	Buchanan
Memphis	Ames	McKneely	Rohde	Saunders	Cofie
American	Ames	McKneely	Rohde	Saunders	Cofie

SERIES VS. NC STATE

Overall: 70-87 • H: 43-25 • R: 24-40 • N: 3-22

Last 10 vs. NC State

Date	W/L	Score	H/A/N
1-29-19	W-ot	66-65	A
3-14-19 ACC	W	76-56	N4
1-20-20	L	51-53	H
2-3-21	W	64-57	A
2-15-21	L	61-68	H
1-22-22	L	63-77	A
2-7-23	W	63-50	H
1-6-24	L	60-76	A
1-24-24	W-ot	59-53	H
3-15-24	L-ot	65-73	N9
N4-Charlotte, N.C.; N9-Washington, D.C.			

RECORDS WATCH

No.	Name	Career 3-Point Percentage
1.	Isaac McKneely (2023-)	166-388 .428
2.	Kyle Guy (2017-19)	254-597 .425
3.	Keith Friel (2000-01)	107-254 .421
4.	London Perrantes (2014-17)	211-516 .409
5.	Joe Harris (2011-14)	263-646 .407

alum who led Dallas to an NBA title and helped the Cavaliers to an NCAA Final Four in 1984.

ON THE HORIZON

- Virginia hosts Louisville in ACC action on Saturday, Jan. 4, 2025. Tipoff at John Paul Jones Arena is set for 4 p.m. on the ACC Network.

UVA SINCE 2009-10:

	All	2024-25
Leading at the half	295-34	6-1
Trailing at the half	67-100	1-4
Tied at the half	10-6	0-0
Playing Overtime	14-11	0-0
Shooting 50% or better	142-12	3-0
Shooting between 40-49.9%	184-50	4-2
Shooting less than 40%	45-79	0-3
Opponents shoot 50% or better	27-40	0-2
Opponents shoot less than 50%	344-101	7-3
UVA outrebounds its opponent	253-40	5-1
Opponent outrebounds UVA	108-96	2-4
Teams are tied in rebounds	10-5	0-0
UVA has 10 or more steals	36-5	1-0
UVA shoots 70% FT or better	222-73	3-3
UVA shoots less than 70% FT	150-67	5-1
Scoring fewer than 50 points	11-28	0-1
Scoring 50-59 points	53-51	1-2
Scoring 60-69 points	137-50	4-2
Scoring 70-79 points	124-10	2-0
Scoring 80-89 points	42-1	0-0
Scoring more than 90 points	4-0	0-0
Allowing fewer than 50 points	118-2	3-0
Allowing fewer than 40 points	29-0	0-0
Playing in John Paul Jones Arena	214-41	6-1
Playing on the road	96-70	0-2
Playing on a neutral court	61-30	1-2
Game decided by 1-4 points	58-51	0-1
Game decided by 5-10 points	96-37	4-0
Game decided by 11+ points	217-53	3-4
Playing at night	258-97	5-4
Playing in the afternoon	113-44	2-1
Playing on Monday	36-17	1-0
Playing on Tuesday	59-17	1-0
Playing on Wednesday	66-19	1-2
Playing on Thursday	25-12	1-1
Playing on Friday	40-13	2-1
Playing on Saturday	106-53	1-1
Playing on Sunday	38-10	1-0
Playing in November	89-18	5-2
Playing in December	64-22	2-3
Playing in January	89-31	0-0
Playing in February	74-40	0-0
Playing in March	53-29	0-0
Playing in April	2-0	0-0

CAVALIERS IN THE PROS

- Justin Anderson (2013-15), Barcelona Lassa (Spain)
- Darion Atkins (2012-15), Sigortam.net (Turkey)
- Reece Beekman (2021-24), Brooklyn (NBA)
- Malcolm Brogdon (2012-16), Washington (NBA)
- Kihei Clark (2019-23), Kumamoto Volters (Japan)
- Mamadi Diakite (2016-20), Valley Suns (G League)
- Ryan Dunn (2023-24), Phoenix (NBA)
- Armaan Franklin (2022-23), Hapoel Afula (Israel)
- Jayden Gardner (2022-23), Rasta Vechta (Germany)
- Anthony Gill (2014-16), Washington (NBA)
- Jake Groves (2024), B.Braun Sheffield (England)
- Devon Hall (2015-18), Fenerbahce Beko Istanbul (Turkey)
- Sam Hauser (2021), Boston (NBA)
- Jay Huff (2018-21), Memphis (NBA)
- De'Andre Hunter (2017-19), Atlanta (NBA)
- Ty Jerome (2017-19), Cleveland (NBA)
- Nigel Johnson (2018), Abejas de Leon (Mexico)
- Braxton Key (2019-20), San Diego Clippers (G League)
- Jerome Meyinsse (2007-10), Mets de Guaynabo (P. Rico)
- Laurynas Mikalauskas (2006-08), Neptunas-Akvaservis Klaipeda (Lithuania)
- Jordan Minor (2024), Long Island Nets (G League)
- Akil Mitchell (2011-14), Qingdao (China)
- Trey Murphy III (2021), New Orleans (NBA)
- London Perrantes (2014-17), Kolossos HH (Greece)
- Mike Scott (2008-12), Gigantes de Carolina (Puerto Rico)
- Kody Statmann (2019-22), Cairns Taipans (Australia)
- Mike Tobey (2013-16), Draemland Gran Canaria (Spain)
- Ben Vander Plas (2023), Jamtland (Sweden)
- Tomas Woldetensae (2020-21), Napoli (Italy)

GAME 1 - VIRGINIA 65, CAMPBELL 56



Official Basketball Box Score - Final  
**Campbell at Virginia**  
11/06/24 John Paul Jones Arena, Charlottesville  
Virginia vs Campbell Men's Basketball

Game Time: 7:00 PM  
Game Duration: 2:00  
Attendance: 13,414

Officials: Roger Ayers, Gregory Nixon, Adam Florio

Campbell - 56

Record: 1-1

NO.	Name	Min	FG M-A	3P M-A	FT M-A	Rebounds OR DR TOT	Fouls PF FD	TP	AS	TO	ST	Blocks BS BA	+/-
14	Caleb Zurliene	F 21:22	3-3	2-2	0-0	0 1 1	3 0	8	0	0	0	0	-7
23	Eric Van Der Heijden	F 17:45	2-7	1-3	0-0	2 3 5	2 1	5	2	2	0	1	-8
7	Cam Gregory	G 30:44	3-7	2-5	0-0	0 1 1	4 0	8	4	2	0	0	-4
13	Jasin Sinani	G 34:33	2-10	1-4	1-2	0 7 7	2 5	6	3	2	3	0	-4
21	Nolan Dorsey	G 29:22	3-6	2-5	0-0	0 4 4	2 4	8	1	1	2	0	-1
2	Colby Duggan	24:31	3-12	1-7	2-2	1 1 2	1 2	9	1	0	0	2	-3
6	Bragi Gudmundsson	11:10	2-2	1-1	0-0	2 0 2	2 2	5	0	0	1	0	-5
15	Terren Frank	15:50	2-5	1-1	0-0	2 0 2	1 0	5	3	0	1	0	-3
11	Omar Harris	09:17	1-3	0-1	0-0	1 1 1	0 0	2	0	0	0	0	-3
1	Tasos Cook	05:26	0-1	0-0	0-0	0 0 0	0 0	0	0	0	0	1	-7
Team						0 0 0		0	2				
Totals			21-56	11-29	3-4	7 18 25	17 14	56	14	9	7	1	6 -9

Technical Fouls:NONE

Virginia - 65

Record: 1-0

NO.	Name	Min	FG M-A	3P M-A	FT M-A	Rebounds OR DR TOT	Fouls PF FD	TP	AS	TO	ST	Blocks BS BA	+/-
0	Blake Buchanan	F 28:48	3-6	0-0	4-9	1 6 7	2 6	10	5	1	0	3	1 8
2	Elijah Saunders	F 17:58	5-8	0-1	1-1	2 3 5	1 1	11	0	4	0	0	0 -2
23	TJ Power	F 19:14	1-3	1-2	0-0	0 3 3	1 0	3	1	0	1	0	-7
4	Andrew Rohde	G 32:41	0-2	0-2	1-2	0 3 3	2 2	1	5	4	0	1	0 5
11	Isaac McKneely	G 35:19	4-6	1-3	2-2	0 2 2	2 3	11	2	1	1	0	13
5	Jacob Coffie	28:37	7-8	2-3	0-0	1 5 6	1 1	16	1	0	1	1	0 11
7	Dai Dai Ames	10:07	0-1	0-0	2-2	0 2 2	0 1	2	1	0	0	0	0 -1
10	Taine Murray	18:18	2-5	0-0	1-2	0 1 1	1 3	5	0	0	0	0	2
9	Ishan Sharma	08:58	2-3	2-2	0-0	0 3 3	0 0	6	2	0	0	1	0 10
Team						0 0 0		0	1				
Totals			24-42	6-13	11-18	4 28 32	14 17	65	17	11	3	6	1 9

Technical Fouls:NONE

	CAM	UVA
Biggest lead	2 (1 <sup>st</sup> 18:31)	12 (1 <sup>st</sup> 0:54)
Best Scoring Run	6 (2 <sup>nd</sup> 14:28)	6 (1 <sup>st</sup> 2:29)
Lead Changes	6	
Times Tied	2	
Time with Lead	03:06	34:29

Points from	CAM	UVA
Turnovers	14	16
Paint	12	28
Second Chance	10	4
Fast Breaks	5	3
Bench	21	29

Period by Period Scoring	
1st	26
2nd	30
TOT	56

Period by Period Scoring	
1st	35
2nd	30
TOT	65

Shooting By Period	
1 <sup>st</sup> FG%	14-22 63.6%
3PT%	6-10 60.0%
FT%	1-4 25%
2 <sup>nd</sup> FG%	10-20 50.0%
3PT%	0-3 0.0%
FT%	10-14 71.4%
GM FG%	24-42 57.1%
3PT%	6-13 46.2%
FT%	11-18 61.1%
Dead Ball Rebounds: 3.0	

GAME 2 - VIRGINIA 62, COPPIN STATE 45



Official Basketball Box Score - Final  
**Coppin St. at Virginia**  
11/11/24 John Paul Jones Arena, Charlottesville  
Virginia vs Coppin State MBB

Game Time: 7:00 PM  
Game Duration: 1:45  
Attendance: 13,294

Officials: Bill Covington, Jr., Clarence Armstrong, Jenna Reneau

Coppin St. - 45

Record: 0-4

NO.	Name	Min	FG M-A	3P M-A	FT M-A	Rebounds OR DR TOT	Fouls PF FD	TP	AS	TO	ST	Blocks BS BA	+/-
4	Khal Horton	F 26:49	1-8	1-6	1-2	2 5 7	0 1	4	2	0	0	0	2 -8
12	Peter Odoro	F 31:13	2-10	1-2	0-0	0 2 2	3 0	5	1	0	1	0	2 -11
3	Cam Ron Brown	G 33:22	2-3	0-0	4-4	0 4 4	1 5	8	0	5	0	0	1 -14
10	Camaren Sparrow	G 20:32	0-5	0-5	0-0	0 0 0	1 0	0	0	0	0	0	-18
11	Derrius Ward	G 29:10	3-7	2-4	4-5	1 8 9	1 5	12	1	1	2	0	3 -6
2	Toby Nnadozie	24:42	0-3	0-1	0-0	0 2 2	1 0	0	3	2	5	0	0 -8
13	Jonathan Dunn	25:05	5-11	0-1	1-2	0 2 2	0 1	11	0	1	0	1	2 -14
0	Zahree Harrison	09:07	1-3	0-0	3-3	0 2 2	1 1	5	0	1	0	0	1 -6
Team						1 1 2		0	0				
Totals			14-50	4-19	13-16	4 26 30	8 13	45	7	10	8	1	11 -17

Technical Fouls:NONE

Virginia - 62

Record: 2-0

NO.	Name	Min	FG M-A	3P M-A	FT M-A	Rebounds OR DR TOT	Fouls PF FD	TP	AS	TO	ST	Blocks BS BA	+/-
0	Blake Buchanan	F 19:24	2-5	0-0	0-0	2 1 3	3 0	4	1	0	0	2	0 11
2	Elijah Saunders	F 28:35	5-9	1-2	4-4	1 3 4	2 2	15	1	1	0	1	0 18
23	TJ Power	F 20:28	1-6	1-6	0-0	0 6 6	0 0	3	1	1	0	1	0 22
7	Dai Dai Ames	G 29:52	5-8	2-3	1-1	1 0 3	3 2	13	3	0	0	2	1 27
11	Isaac McKneely	G 30:12	4-10	4-8	2-3	0 6 6	0 2	14	3	0	3	1	0 13
5	Jacob Coffie	26:54	3-5	1-1	4-4	3 8 11	3 2	11	2	2	4	3	0 14
9	Ishan Sharma	18:23	0-6	0-5	0-0	0 1 1	1 0	0	3	1	0	0	0 2
10	Taine Murray	18:35	0-2	0-2	0-0	0 1 1	2 1	0	0	6	0	0	0 0
21	Anthony Robinson	04:31	1-1	0-0	0-0	0 2 2	0 0	2	0	0	0	1	0 -6
8	Bryce Walker	01:33	0-0	0-0	0-0	0 0 0	0 0	0	0	1	0	0	0 -8
13	Desmond Roberts	01:33	0-0	0-0	0-0	0 0 0	0 0	0	0	0	0	0	0 -8
Team						0 1 1		0	0				
Totals			21-52	9-27	11-12	6 33 39	13 8	62	14	12	7	11	1 17

Technical Fouls:NONE

	CSU	UVA
Biggest lead	2 (1 <sup>st</sup> 19:03)	28 (2 <sup>nd</sup> 6:14)
Best Scoring Run	9 (2 <sup>nd</sup> 0:17)	13 (2 <sup>nd</sup> 9:09)
Lead Changes	1	
Times Tied	1	
Time with Lead	00:19	38:43

Points from	CSU	UVA
Turnovers	7	15
Paint	20	22
Second Chance	4	10
Fast Breaks	4	8
Bench	16	13

Period by Period Scoring	
1st	16
2nd	29
TOT	45

Period by Period Scoring	
1st	32
2nd	30
TOT	62

Shooting By Period	
1 <sup>st</sup> FG%	11-27 40.7%
3PT%	7-16 43.8%
FT%	3-3 100%
2 <sup>nd</sup> FG%	10-25 40.0%
3PT%	2-11 18.2%
FT%	8-9 88.9%
GM FG%	21-52 40.4%
3PT%	9-27 33.3%
FT%	11-12 91.7%
Dead Ball Rebounds: 0.0	

GAME 3 - VIRGINIA 70, VILLANOVA 60



Official Basketball Box Score - Final  
**Virginia at Villanova**  
11/15/24 CFG Bank Arena, Baltimore, Md.  
2024 Hall of Fame Series

Game Time: 5:00 PM  
Game Duration: 2:02

Officials: Brent Hampton, Clarence Armstrong, John Gaffney

Virginia - 70

Record: 3-0

NO.	Name	Min	FG M-A	3P M-A	FT M-A	Rebounds OR DR TOT	Fouls PF FD	TP	AS	TO	ST	Blocks BS BA	+/-
0	Blake Buchanan	F 18:28	1-4	0-0	1-2	2 3 5	5 0	3	2	1	1	0	0 12
2	Elijah Saunders	F 31:51	2-7	1-2	0-0	0 6 6	1 2	5	2	1	0	0	0 5
23	TJ Power	F 14:30	2-2	1-1	0-0	0 1 1	1 1	5	1	2	0	0	0 2
7	Dai Dai Ames	G 35:40	3-6	1-3	1-1	1 1 2	3 2	8	1	4	1	0	0 7
11	Isaac McKneely	G 36:20	8-9	6-6	1-1	0 2 2	2 4	23	2	2	1	0	0 6
5	Jacob Coffie	25:43	4-10	2-7	2-2	0 6 6	3 3	12	2	0	1	1	0 5
4	Andrew Rohde	27:34	5-8	3-5	0-1	0 3 3	1 1	13	4	2	1	0	0 1
9	Ishan Sharma	09:54	0-1	0-1	1-2	0 0 0	0 1	1	0	0	1	0	0 12
Team						0 2 2		0	0				
Totals			25-49	14-25	6-9	3 24 27	16 14	70	14	12	6	1	0 10

Technical Fouls:NONE

Villanova - 60

Record: 2-3

NO.	Name	Min	FG M-A	3P M-A	FT M-A	Rebounds OR DR TOT	Fouls PF FD	TP	AS	TO	ST	Blocks BS BA	+/-
13	Enoch Boakye	F 23:41	1-2	0-0	4-6	3 5 8	1 3	6	0	1	1	0	0 -13
43	Eric Dixon	F 34:57	6-12	3-6	5-5	3 5 8	2 4	20	2	5	1	0	0 -15
2	Jhamir Briskus	G 29:01	2-5	1-3	2-2	0 1 1	1 3	7	3	4	2	0	0 -5
5	Wooga Poplar	G 27:23	2-12	1-8	2-4	1 5 6	2 4	7	2	1	0	0	1 -13
15	Jordan Longino	G 31:10	4-12	2-7	0-0	2 0 2	0 2	10	1	0	3	0	0 -9
4	Tyler Perkins	20:50	3-7	2-5	0-0	1 1 2	3 0	8	0	1	0	0	0 7
21	Nnanna Njoku	11:54	0-0	0-0	0-0	0 2 2	3 0	0	0	0	0	0	0 -1
0	Josiah Moseley	06:31	0-0	0-0	0-0	0 0 0	0 0	0	0	0	0	0	0 -2
1	Kris Parker	13:09	1-4	0-3	0-0	0 3 3	2 0	2	0	1	1	0	0 -5
10	Jordann Dumont	01:24	0-0	0-0	0-0	0 0 0	0 0	0	0	0	0	0	0 -4
Team						2 0 2		0	0				
Totals			19-54	9-32	13-17	12 22 34	14 16	60	8	13	8	0	1 -10

Technical Fouls:NONE

	VA	VU
Biggest lead	18 (2 <sup>nd</sup> 1:55)	7 (1 <sup>st</sup> 16:27)
Best Scoring Run	12 (1 <sup>st</sup> 7:28)	9 (1 <sup>st</sup> 16:27)
Lead Changes	2	
Times Tied	1	
Time with Lead	30:25	08:09

Points from	VA	VU
Turnovers	5	12
Paint	16	18
Second Chance	1	11
Fast Breaks	6	0
Bench	26	10

Period by Period Scoring	
1st	31
2nd	39
TOT	70

Period by Period Scoring	
1st	26
2nd	34
TOT	60

Shooting By Period		
1 <sup>st</sup>	FG%	9-26 34.6%
	3PT%	4-14 28.6%
	FT%	4-6 66.7%
2 <sup>nd</sup>	FG%	10-28 35.7%
	3PT%	5-18 27.8%
	FT%	9-11 81.8%
GM	FG%	19-54 35.2%
	3PT%	9-32 28.1%
	FT%	13-17 76.5%
Dead Ball Rebounds: 2, 0		

GAME 5 - NO. 22 ST. JOHN'S 80, VIRGINIA 55



Official Basketball Box Score - Final  
Virginia at St. John's (NV)  
11/20/24 Baha Mar Convention Center, Nassau  
2024-25 Men's Basketball

Game Time: 7:00 PM  
Game Duration: 1:50

Officials: Lamar Simpson, Ben Leroux, Greg Evans

Virginia - 55			Record: 3-2															
NO.	Name	Min	FG M-A	3P M-A	FT M-A	Rebounds OR DR TOT	Fouls PF FD	TP	AS	TO	ST	Blocks BS BA	+/-					
0	Blake Buchanan	F 24:57	2-3	0-0	2-4	4	1	5	4	2	6	2	1	2	1	0	-9	
2	Elijah Saunders	F 25:29	4-7	1-3	3-4	0	3	3	0	3	12	0	1	0	0	1	-20	
23	TJ Power	F 19:08	1-5	1-4	0-0	0	0	0	1	0	3	1	1	0	0	0	-19	
7	Dai Dai Ames	G 31:45	1-6	1-3	0-0	0	2	2	0	1	3	3	3	1	0	1	-16	
11	Isaac McKneely	G 29:10	3-9	3-9	1-1	1	3	4	0	2	10	3	4	1	0	1	-25	
4	Andrew Rohde	21:34	3-4	2-2	3-3	0	2	2	0	2	11	1	2	0	0	0	-13	
5	Jacob Coffe	21:21	1-5	0-3	0-0	0	7	7	3	0	2	1	1	0	0	0	-13	
21	Anthony Robinson	08:13	0-0	0-0	1-6	1	0	1	1	4	1	0	0	0	0	0	-8	
10	Taine Murray	12:48	2-2	1-1	0-0	0	1	1	0	0	5	1	2	0	0	0	-3	
9	Ishan Sharma	05:35	1-4	0-3	0-0	0	0	0	0	2	0	0	0	0	0	0	1	
Team						0	1				0		1					
Totals				18-45	9-28	10-18	6	20	26	9	14	55	12	16	4	1	3	-25

Technical Fouls:NONE

St. John's (NY) - 80			Record: 5-1															
NO.	Name	Min	FG M-A	3P M-A	FT M-A	Rebounds OR DR TOT	Fouls PF FD	TP	AS	TO	ST	Blocks BS BA	+/-					
0	Aaron Scott	F 24:02	2-9	2-7	0-0	0	2	2	0	6	2	0	2	0	0	20		
24	Zubby Ejorfor	F 25:57	3-6	0-0	2-2	7	2	9	2	3	8	0	1	2	2	34		
1	Kadary Richmond	G 29:34	6-9	0-1	0-2	0	2	2	1	12	4	1	1	0	0	20		
5	Deivon Smith	G 27:55	4-6	2-3	0-0	1	9	10	0	10	8	1	1	0	0	22		
12	RJ Luis Jr.	G 29:18	7-14	2-4	2-2	1	3	2	2	18	2	1	4	1	1	29		
2	Sadiku Ibene Ayo	13:06	2-2	2-2	0-0	1	0	1	1	0	6	0	0	0	0	10		
7	Simson Wilcher	15:45	3-4	1-2	0-0	0	1	1	1	0	7	3	1	2	0	4		
8	Vincent Iwuchukwu	11:04	2-4	0-0	0-1	0	1	1	0	1	4	0	0	0	0	-3		
17	Ruben Prey	09:17	2-2	0-0	0-0	1	1	2	0	4	0	0	0	0	0	-8		
11	Jaiden Glover	08:19	1-4	1-4	2-3	1	0	1	1	2	5	0	0	0	0	1		
31	Leftisr Liotopoulos	05:43	0-1	0-1	0-0	0	0	0	2	0	0	0	1	0	0	-4		
Team						0	3	3			0		1					
Totals				32-61	10-24	6-10	11	23	34	14	9	80	19	7	13	3	25	

Technical Fouls:NONE

Biggest lead		UVA	SJ
1 (1 <sup>st</sup> 15:58)		29 (2 <sup>nd</sup> 6:01)	
Best Scoring Run		8 (1 <sup>st</sup> 9:24)	16 (1 <sup>st</sup> 3:01)
Lead Changes		2	
Times Tied		1	
Time with Lead		00:37	36:51

Points from		UVA	SJ
Turnovers		8	18
Paint		12	40
Second Chance		5	13
Fast Breaks		0	11
Bench		21	26

Period by Period Scoring		1st	2nd	TOT
UVA		26	29	55
SJ		39	41	80

Shooting By Period		1 <sup>st</sup> FG%	2 <sup>nd</sup> FG%	3 <sup>rd</sup> FG%	4 <sup>th</sup> FG%	5 <sup>th</sup> FG%
1 <sup>st</sup> FG%		8-21	38.1%			
2 <sup>nd</sup> FG%		6-12	50.0%			
3 <sup>rd</sup> FG%		4-9	44.4%			
4 <sup>th</sup> FG%		10-24	41.7%			
5 <sup>th</sup> FG%		3-16	18.8%			
6 <sup>th</sup> FG%		6-9	66.7%			
GM FG%		18-45	40.0%			
3PT%		9-28	32.1%			
FT%		10-18	55.6%			
Dead Ball Rebounds:		6	0			

GAME 6 - VIRGINIA 74, MANHATTAN 65



Official Basketball Box Score - Final  
Manhattan at Virginia  
11/26/24 John Paul Jones Arena, Charlottesville  
Virginia vs Manhattan Men's Basketball

Game Time: 7:00 PM  
Game Duration: 1:52  
Attendance: 12,347

Officials: Lee Cassell, Tim Clougherty, Clare Aubry

Manhattan - 65			Record: 3-3														
NO.	Name	Min	FG M-A	3P M-A	FT M-A	Rebounds OR DR TOT	Fouls PF FD	TP	AS	TO	ST	Blocks BS BA	+/-				
9	Will Sydnor	F 29:49	2-6	1-2	0-0	1	6	7	2	0	5	0	2	0	0	-14	
1	Shaquli Bender	G 38:32	4-12	1-4	0-0	0	1	1	2	1	9	1	3	1	0	-7	
2	Jaden Winston	G 25:55	2-3	2-2	0-0	0	2	2	5	2	6	2	4	0	1	-14	
10	Masiah Gilyard	G 25:43	4-9	0-3	2-3	5	2	7	4	4	10	2	0	0	0	-7	
14	Wesley Robinson	G 30:06	4-6	2-3	2-3	2	3	5	2	3	12	2	3	0	0	-5	
0	Devin Dinkins	28:45	3-7	1-4	4-4	0	3	3	0	3	11	1	1	1	0	-1	
13	Fraser Roxburgh	16:40	3-9	3-7	0-0	1	2	3	0	0	9	3	1	0	0	2	
6	Alijah Curry	04:05	1-1	1-1	0-0	1	0	1	0	2	0	0	0	0	0	1	
21	Marko Ljubicic	00:25	0-0	0-0	0-0	0	0	0	0	0	0	0	0	0	0	0	
Team						0	2	2			0		0				
Totals			23-53	11-26	8-10	10	21	31	17	13	65	11	14	2	1	2	-9

Technical Fouls:NONE

Virginia - 74		Record: 4-2															
NO.	Name	Min	FG M-A	3P M-A	FT M-A	Rebounds OR DR TOT	Fouls PF FD	TP	AS	TO	ST	Blocks BS BA	+/-				
0	Blake Buchanan	F 21:00	5-9	0-1	1-4	2	3	5	2	11	2	0	0	0	1		
2	Elijah Saunders	F 33:29	4-10	0-2	0-1	1	5	6	1	1	8	2	2	2	0	8	
4	Andrew Rohde	G 36:14	6-9	0-1	2-2	0	2	2	0	3	14	2	1	4	0	1	8
7	Dai Dai Ames	G 30:59	3-7	2-3	2-2	1	0	1	5	3	10	5	2	2	0	0	9
11	Isaac McKneely	G 37:19	5-10	3-4	5-6	0	5	5	2	4	18	2	1	2	0	0	8
23	TJ Power	06:16	1-2	1-2	0-0	0	0	0	0	3	0	0	1	0	0	0	4
5	Jacob Coffie	18:57	5-7	0-1	0-0	3	2	5	1	1	10	0	2	1	2	0	4
10	Taine Murray	15:46	0-0	0-0	0-0	0	0	0	2	0	2	0	0	0	0	0	3
Team						0	4	4		0							
Totals			29-54	6-14	10-15	7	21	28	13	17	74	15	8	12	2	1	9

Technical Fouls:NONE

Biggest lead		MAN	UVA
0 (1 <sup>st</sup> 20:00)		16 (2 <sup>nd</sup> 17:24)	
Best Scoring Run		8 (2 <sup>nd</sup> 14:14)	11 (2 <sup>nd</sup> 17:24)
Lead Changes		0	
Times Tied		0	
Time with Lead		00:00	39:30

Points from		MAN	UVA
Turnovers		5	25
Paint		22	42
Second Chance		11	7
Fast Breaks		5	10
Bench		23	13

Period by Period Scoring		1st	2nd	TOT
MAN		31	34	65
UVA		38	36	74

GAME 7 - VIRGINIA 67, HOLY CROSS 41



Official Basketball Box Score - Final  
Holy Cross at Virginia  
11/29/24 John Paul Jones Arena, Charlottesville  
Virginia vs Holy Cross Men's Basketball

Game Time: 4:00 PM  
Game Duration: 1:48  
Attendance: 13,488

Officials: Ted Valentine, John Gaffney, Joe Switzer

Holy Cross - 41		Record: 4-4															
NO.	Name	Min	FG M-A	3P M-A	FT M-A	Rebounds OR DR TOT	Fouls PF FD	TP	AS	TO	ST	Blocks BS BA	+/-				
23	Aidan Richard	F 26:23	0-3	0-3	0-0	0	4	4	1	0	1	0	0	0			
30	Joe Nugent	F 29:15	2-7	0-4	0-0	2	2	4	0	0	4	1	1	0			
33	Caleb Kenney	F 26:42	5-10	0-0	0-0	1	4	5	2	3	10	0	3	1			
0	Tyler Boston	G 24:47	0-4	0-0	2-4	0	3	3	4	2	1	2	0	0			
10	Max Green	G 32:11	6-14	4-7	0-0	1	1	2	2	1	16	2	1	2			
25	Jaiden Feroah	12:50	2-3	0-1	0-0	1	3	4	3	0	4	1	0	0			
2	DeAndre Williams	22:49	1-3	0-2	0-0	0	4	4	0	0	2	2	1	0			
4	Kahlil Singleton	19:24	1-6	1-5	0-0	0	1	1	1	0	3	0	0	0			
5	Jaden Kirkwood	02:16	0-0	0-0	0-0	0	0	0	0	0	0	0	0	0			
34	Declan Ryan	02:16	0-1	0-0	0-1	0	1	1	0	1	0	0	0	0			
3	Ben Capron	01:07	0-0	0-0	0-0	0	0	0	0	0	0	1	0	0			
Team						2	0	2			0	1					
Totals			17-51	5-22	2-5	7	23	30	15	10	41	7	11	4			

Technical Fouls:NONE

Virginia - 67	
---------------	--

GAME 9 - SMU 63, VIRGINIA 51



Official Basketball Box Score - Final  
Virginia at SMU  
12/07/24 Moody Coliseum, Dallas, Texas  
2024-25 Men's Basketball

Game Time: 1:23 PM  
Game Duration: 1:59  
Attendance: 5,189

Officials: Lee Cassell, Tony Henderson, Ryan Sassano

Virginia - 51

Record: 5-4 (0-1)

NO.	Name	Min	FG M-A	3P M-A	FT M-A	Rebounds OR DR TOT	Fouls PF FD	TP	AS	TO	ST	Blocks BS BA	+/-
0	Blake Buchanan	F 24:34	1-4	0-0	2-2	1 2 3	2 3	4	0	2	2	0 0	-6
2	Elijah Saunders	F 25:12	0-6	0-2	3-4	0 3 3	4 2	3	0	0	1 0	1	-18
4	Andrew Rohde	G 30:34	3-8	1-2	2-2	0 2 2	2 2	2	3	4	1 0	1	-18
7	Dai Dai Ames	G 07:04	1-3	0-0	0-0	0 1 1	0 0	2	1	1	1 0	0	1
11	Isaac McKneely	G 34:13	5-12	4-8	3-3	0 3 3	2 3	17	3	3	0 0	0	-15
5	Jacob Coffe	24:22	3-6	1-2	1-1	1 1 2	2 2	8	3	0	0 2	0	3
10	Taine Murray	25:47	1-2	0-1	0-0	0 4 4	3 2	2	1	1	2 0	0	-2
23	TJ Power	10:28	1-3	1-2	0-0	0 0 0	1 0	3	0	1	0 0	0	-14
9	Ishan Sharma	15:22	1-3	1-2	0-0	0 4 4	3 0	3	0	1	1 0	0	3
21	Anthony Robinson	02:24	0-0	0-0	0-0	0 1 1	0 1	0	0	0	0 0	0	6
Team						1 1 2		0		1			
Totals			16-47	8-19	11-12	3 22 25	19 15	51	11	14	8	2	-12

Technical Fouls: NONE

SMU - 63

Record: 9-2 (1-0)

NO.	Name	Min	FG M-A	3P M-A	FT M-A	Rebounds OR DR TOT	Fouls PF FD	TP	AS	TO	ST	Blocks BS BA	+/-
21	Yohan Traore	F 13:47	0-2	0-1	0-0	2 1 3	1 1	0	1	0	0 0	0	-9
3	Matt Cross	F 26:19	2-9	1-6	1-3	2 8 10	3 4	6	3	3	1 0	0	21
24	Samet Yigitoglu	C 30:40	7-8	0-0	2-4	1 5 6	4 2	16	0	3	1 0	0	12
0	B.J. Edwards	G 33:17	0-3	0-1	0-0	0 2 2	0 0	0	3	1	4 0	1	14
2	Boopie Miller	G 29:10	3-9	0-5	3-3	0 3 3	3 6	9	4	4	2 1	1	6
8	Kario Oquendo	26:41	6-10	4-6	5-6	1 5 6	1 4	21	0	0	0 0	0	10
3	Chuck Harris	20:15	2-7	1-5	4-4	0 1 1	2 2	9	2	0	0 0	0	-7
20	Jerrell Colbert	10:47	1-1	0-0	0-0	0 2 0	1 1	2	0	0	0 0	0	-7
22	Keon Ambrose-Hylton	09:04	0-0	0-0	0-0	0 1 1	0 0	0	0	0	1 0	0	-5
Team						0 2 2		0		2			
Totals			21-49	6-24	15-20	8 28 36	15 19	63	13	12	8	2	2

Technical Fouls: NONE

	UVA	SMU
Biggest lead	7 (2 <sup>nd</sup> 10:19)	12 (2 <sup>nd</sup> 0:30)
Best Scoring Run	11 (2 <sup>nd</sup> 16:14)	9 (2 <sup>nd</sup> 0:30)
Lead Changes	13	
Times Tied	5	
Time with Lead	14:09	22:09

Points from	UVA	SMU
Turnovers	13	18
Paint	10	30
Second Chance	2	6
Fast Breaks	0	9
Bench	16	32

Period by Period Scoring	1st	2nd	TOT
UVA	28	23	51
SMU	30	33	63

Shooting By Period	1 <sup>st</sup>	2 <sup>nd</sup>	3 <sup>rd</sup>	4 <sup>th</sup>	5 <sup>th</sup>
FG%	11.27	40.7%			
3PT%	5.9	55.6%			
FT%	1.2	50%			
2 <sup>nd</sup> FG%	5.20	50%			
3PT%	3.10	30.0%			
GM FG%	16.47	34.0%			
3PT%	8.19	42.1%			
FT%	11.12	91.7%			

Dead Ball Rebounds: 1, 0

GAME 10 - VIRGINIA 59, BETHUNE-COOKMAN 41



Official Basketball Box Score - Final  
Bethune-Cookman at Virginia  
12/12/24 John Paul Jones Arena, Charlottesville  
Virginia vs Bethune-Cookman Men's Basketball

Game Time: 7:00 PM  
Game Duration: 1:45  
Attendance: 12, 021

Officials: Ted Valentine, Leslie Jones, Kellen Minor

Bethune-Cookman - 41

Record: 2-7

NO.	Name	Min	FG M-A	3P M-A	FT M-A	Rebounds OR DR TOT	Fouls PF FD	TP	AS	TO	ST	Blocks BS BA	+/-
12	Jesus Carralero Martin	F 31:38	1-5	0-2	2-2	1 6 7	0 1	4	2	1	3	2	-10
15	Reggie Ward Jr.	F 32:47	3-9	1-2	0-0	0 7 7	0 0	7	0	1	1	0	-12
23	Daniel Rouzan	G 30:28	2-8	0-0	0-2	4 1 5	3 4	4	1	2	0 0	1	-16
1	Trey Thomas	G 24:03	2-6	1-4	0-0	0 0 0	1 0	5	0	2	0 0	0	-21
2	Brayon Freeman	G 31:59	6-19	2-9	0-1	1 4 5	1 2	14	2	1	3	0	-12
11	Reggie Wiloughby	32:05	2-5	1-3	0-1	0 2 2	3 1	5	1	1	2	0	-16
32	Jerome Beya	03:02	0-1	0-0	0-0	0 0 0	0 0	0	0	0	0 0	0	1
10	Kali Camara	06:28	1-1	0-0	0-0	0 0 0	2 0	2	1	0	0 0	0	-1
33	David Onanina	07:00	0-1	0-0	0-0	0 0 0	2 0	0	1	0	0 0	0	-6
30	Simeon Womack	00:30	0-0	0-0	0-0	0 0 0	0 0	0	0	0	0 0	0	0
Team						2 1 3		0		0			
Totals			17-55	5-20	2-6	8 21 29	12 8	41	8	8	9	2	-18

Technical Fouls: NONE

Virginia - 59

Record: 6-4

NO.	Name	Min	FG M-A	3P M-A	FT M-A	Rebounds OR DR TOT	Fouls PF FD	TP	AS	TO	ST	Blocks BS BA	+/-
0	Blake Buchanan	F 19:48	2-4	0-0	1-2	3 6 9	2 2 5	2	1	0	3	1	5
2	Elijah Saunders	F 35:38	6-11	1-3	2-4	2 6 8	0 3 15	0	2	1	1	0	24
3	Andrew Rohde	G 28:40	3-7	0-2	2-3	0 2 2	2 2 8	1	2	0	0	1	18
10	Taine Murray	G 26:36	0-4	0-2	0-0	0 2 2	2 0 0	2	1	0	0	0	3
11	Isaac McKneely	G 30:36	2-7	1-6	2-2	0 3 3	2 2 7	4	3	1	1	0	13
5	Jacob Coffe	20:54	5-8	1-2	1-1	3 7 10	0 1 12	2	1	0	1	0	9
9	Ishan Sharma	25:36	4-7	4-7	0-0	1 4 5	0 0 12	3	1	1	0	0	20
23	TJ Power	10:12	0-2	0-0	1-0	1 0 1	0 2 0	1	0	0	0	0	-2
8	Bryce Walker	00:30	0-0	0-0	0-0	0 0 0	0 0 0	0	0	0	0	0	0
13	Desmond Roberts	00:30	0-0	0-0	0-0	0 0 0	0 0 0	0	0	0	0	0	0
21	Anthony Robinson	00:30	0-0	0-0	0-0	0 0 0	0 0 0	0	0	0	0	0	0
25	Eli Bennett	00:30	0-0	0-0	0-0	0 0 0	0 0 0	0	0	1	0	0	0
Team						0 3 3		0		0			
Totals			22-50	7-23	8-12	10 33 43	8 12 59	15	11	4	7	2	18

Technical Fouls: NONE

	BCC	UVA
Biggest lead	9 (1 <sup>st</sup> 8:56)	18 (2 <sup>nd</sup> 0:30)
Best Scoring Run	8 (1 <sup>st</sup> 11:05)	13 (2 <sup>nd</sup> 0:30)
Lead Changes	3	
Times Tied	5	
Time with Lead	21:14	12:42

Points from	BCC	UVA
Turnovers	13	6
Paint	22	30
Second Chance	2	14
Fast Breaks	6	0
Bench	7	24

Period by Period Scoring	1st	2nd	TOT
BCC	21	20	41
UVA	18	41	59

GAME 11 - NO. 21 MEMPHIS 64, VIRGINIA 62



Official Basketball Box Score - Final  
Memphis at Virginia  
12/18/24 John Paul Jones Arena, Charlottesville  
Virginia vs No. 21 Memphis Men's Basketball

Game Time: 7:00 PM  
Game Duration: 2:11  
Attendance: 10,108

Officials: Lee Cassell, Bert Smith, Terry Oglesby

Memphis - 64

Record: 9-2

NO.	Name	Min	FG M/A	3P M/A	FT M/A	Rebounds OR DR TOT	Fouls PF FD	TP	AS	TO	ST	Blocks BS BA	+/-
2	Nicholas Jourdain	F 34:14	1-4	0-1	0-0	1 5 6	4 0	2	2	2	1	0	1
32	Moussa Cisse	C 15:31	1-2	0-0	0-0	3 5 8	5 1	2	0	1	0	2	1
3	Colby Rogers	G 28:49	1-11	0-8	1-2	0 3 3	2 3	3	1	3	0	1	0
4	PJ Haggerty	G 40:00	8-15	1-3	10-11	0 5 5	2 5	27	5	4	1	0	0
11	Tyrese Hunter	G 37:41	4-11	2-8	2-3	3 0 3	1 2	12	3	1	0	0	2
42	Dain Daijia	26:28	4-9	0-0	4-5	7 4 11	1 6	12	0	2	1	2	2
6	Baraka Okojie	07:57	0-0	0-0	0-0	0 1 1	2 0	0	0	0	0	0	7
7	PJ Carter	09:21	2-4	2-3	0-0	0 0 0	0 1	6	0	0	1	0	4
Team						0 1 1		0	0				
Totals			21-56	5-23	17-21	14 24 38	17 18	64	11	12	3	6	7

Virginia - 62

Record: 6-5

Technical Fouls: NONE

Technical Fouls: NONE

Virginia - 62

Record: 6-5

2	Elijah Saunders	F	25:36	4-7	3-4	4-4	2 2 4	4 3	15	0	2	0	2	1	-3		
5	Jacob Coffe	F	14:26	3-6	0-0	0-0	3 1 4	4 1	6	0	0	0	1	0	12		
4	Andrew Rohde	G	21:45	2-3	1-1	0-0	0 1 1	1 0 5	5	2	5	3	0	0	-8		
7	Dai Ames	G	30:45	2-11	0-4	4-6	5 5 5	4 3 8	8	4	0	1	0	2	-2		
11	Isaac McKneely	G	35:59	2-7	1-4	0-0	0 4 4	0 2 5	5	0	1	0	1	0	6		
0	Blake Buchanan		12:22	2-2	0-0	1-2	0 1 0	1 2 5	0	0	0	1	0	0	-14		
9	Ishan Sharma		11:51	0-2	0-2	0-0	0 2 2	1 0 1	0	0	0	1	0	0	-1		
23	TJ Power		10:25	0-3	0-2	2-2	0 0 0	0 1 1	2	2	0	1	0	0	8		
10	Taine Murray		26:23	5-9	1-2	3-3	0 0 0	1 4 14	0	0	0	1	1	0	3		
21	Anthony Robinson		10:28	1-3	0-0	1-1	1 5 6	1 2 2	0	0	1	2	1 1				
							2	2	4	0	3						
Totals			21-53	6-19	14-18	9	22	31	19	17	62	14	11	8	7	6	-2

Technical Fouls: Ames 2<sup>nd</sup> 10:46

	MEM	UVA
Biggest lead	9 (2 <sup>nd</sup> 5:57)	11 (1 <sup>st</sup> 2:53)
Best Scoring Run	8 (2 <sup>nd</sup> 10:46)	7 (1 <sup>st</sup> 10:33)
Lead Changes	1	
Times Tied	3	
Time with Lead	12:11	23:32

Points from	MEM	UVA
Turnovers	13	21
Paint	28	26
Second Chance	10	10
Fast Breaks	12	0
Bench	18	23

Period by Period Scoring	1st	2nd	TOT
MEM	21	43	64
UVA	30	32	62

Shooting By Period			
1 <sup>st</sup>	FG%	8-28	28.6%
	3PT%	2-14	14.3%
	FT%	3-3	100%
2 <sup>nd</sup>	FG%	13-28	46.4%
	3PT%	3-9	33.3%
	FT%	14-18	77.8%
GM	FG%	21-56	37.5%
	3PT%	5-23	21.7%
	FT%	17-21	81.0%
Dead Ball Rebounds: 3, 0			



THE LAST TIME

VIRGINIA INDIVIDUALS

- **Scored 30 points:** Kyle Guy vs. Marshall (12/31/18)
- **Scored 40 points:** Sean Singletary (41) at Miami (3/1/08)
- **Two players with 20 points:** Isaac McKneely (29) and Reece Beekman (21) vs. Florida State (2/10/24)
- **Three players with 20 points:** Chris Williams (27), Roger Mason, Jr. (22) and Donald Hand (20) vs. Duke (1/5/00)
- **Four players with 20 points:** Chris Williams (23), Donald Hand (22), Adam Hall (21) and Travis Watson (20) vs. Georgetown (3/15/00)
- **A player with back-to-back 25-point games:** Joe Harris, 26 vs. Virginia Tech (2/12/13), 27 at North Carolina (2/16/13)
- **One player scored in double figures:** Dai Dai Ames (12) vs. Tennessee (11/21/24)
- **No players scored in double figures:** vs. Florida (3/18/17)
- **Five players scored in double figures:** Isaac McKneely (18), Andrew Rohde (14), Blake Buchanan (11), Jacob Cofie (10), Dai Dai Ames (10) vs. NC State (1/24/24)
- **Six players scored in double figures:** Sean Singletary (27), Adrian Joseph (13), Jamil Tucker (13), Mamadi Diane (12), Calvin Baker (11) and Laurynas Mikalaitis (11) vs. Maryland (3/9/08)
- **Seven players scored in double figures:** Cornel Parker (20), Junior Burroughs (15), Ted Jeffries (14), Cory Alexander (13), Jason Williford (12), Yuri Barnes (11) and Doug Smith (11) vs. Clemson (1/13/93)
- **Had 15 rebounds:** Mike Tobey (20) vs. Louisville (3/5/16)
- **Had 20 rebounds:** Mike Tobey (20) vs. Louisville (3/5/16)
- **Had 25 rebounds:** Bob Mortell (25) vs. Washington & Lee (2/27/60)
- **Two players with 10 rebounds:** Francisco Caffaro (12) and Jayden Gardner (10) at Notre Dame (1/29/22)
- **Three players with 10 rebounds:** Jay Huff (12), Kihei Clark (11) and Braxton Key (10) at Syracuse (11/6/19)
- **Double-Double:** Jacob Cofie (12 points, 10 rebounds) vs. Bethune-Cookman (12/12/24)
- **Two players had a double-double:** Jayden Gardner (22 points, 10 rebounds) and Francisco Caffaro (11 points and 12 rebounds) at Notre Dame (1/29/22)
- **Three players had a double-double:** Jason Williford (10 pts, 15 rebs), Ted Jeffries (23 pts, 10 rebs), and Cornel Parker (11 pts, 11 rebs) at William & Mary (1/25/93)
- **Double-Double with points and assists:** Reece Beekman (17 points, 11 assists) vs. NC State (3/15/24)
- **Triple-Double:** Ralph Sampson (15 pts, 22 rebs, 10 blks) vs. Old Dominion (12/29/79)
- **Three Double-Doubles in a row:** Sam Hauser [3] (13 pts, 10 rebs) at Notre Dame (12/30/20), (16 pts, 11 rebs) vs. Wake Forest (1/6/21), (17 pts, 10 rebs) at Boston College (1/9/21)
- **Four Double-Doubles in a row:** Mike Scott [5] (27 pts, 15 rebs) vs. Oklahoma (11/23/10), (16 pts, 10 rebs) vs. Wichita State (11/24/10), (17 pts, 12 rebs) at Minnesota (11/29/10), (21 pts, 13 rebs) at Virginia Tech (12/5/10), (10 pts, 13 rebs) vs. Radford (12/7/10)
- **20 points and 20 rebounds:** Travis Watson (21 points, 20 rebounds) vs. Wofford (1/2/03)
- **20 points and 10 rebounds:** Jayden Gardner (23 points, 12 rebounds) vs. Clemson (3/10/23)
- **13 assists:** Kihei Clark (13) vs. Navy (12/29/19)
- **10 assists:** Reece Beekman (11) vs. NC State (3/15/24)
- **5 blocked Shots:** Ryan Dunn (5) at Duke (3/2/24)
- **5 steals:** Reece Beekman (5) at Louisville (1/27/24)
- **Led UVA in points, rebounds and assists:** Reece Beekman (21 points, 6 rebounds, 9 assists) vs. Georgia Tech (3/9/24)
- **Hit a last second shot to win a game:** Reece Beekman at Duke (2/7/22) [3-pointer with 1.1 seconds remaining]
- **Played more than 40 minutes:** Reece Beekman (43) vs. Boston College (3/14/24)
- **Played all 40 minutes:** Kihei Clark (40), vs. St. Bonaventure (3/22/22)

VIRGINIA TEAM

- **Won in Overtime:** 66-60 vs. Boston College (3/14/24)
- **Lost in Overtime:** 73-65 vs. NC State (3/15/24)
- **Played Two Overtimes:** at Virginia Tech, 80-78 2 OT (2/12/17)
- **Played Three Overtimes:** vs. Georgetown, L 115-111 (3/15/00)
- **Shot 70 percent for a half:** 70.4% (19-27) vs. Austin Peay - 1st Half (11/13/17)
- **Shot 60 percent in a game:** 60% (30-50) vs. Miami (2/5/22)
- **Shot less than 30 percent in a game:** 28.6% (14-49) vs. Tennessee (11/21/24)
- **Shot 100 percent from the free throw line:** 100% (6-6) vs. Texas A&M (11/29/23)
- **Shot 70 percent from 3-point line:** 72% (18-25) at Syracuse (3/4/19)
- **Shot less than 30 percent in a half:** 28% (7-25) in 2nd Half vs. Tennessee (11/21/24)
- **Shot less than 20 percent in a half:** 17.2% (5-29) in 1st Half vs. Colorado State (3/19/24)
- **Shot 55 percent or better and lost:** 58.5% (31-53) at North Carolina (2/16/13)
- **Shot 50 percent or better and lost:** 52.6% (30-57) vs. Iowa (11/29/21)
- **Attempted 50 FTs:** 52 (made 34) vs. Howard (12/12/94)
- **Attempted 35 3-pointers:** 38 (11-38) vs. Va. Tech (2/10/18)
- **Did Not Attempt a FT:** 0 vs. Wisconsin (11/27/17)
- **Made 30 FTs:** 31 (31 of 36) vs. Tennessee (3/18/07)
- **Made 15 3-pt FGs:** 15 at Wake Forest (1/21/23)
- **Failed to make a 3-pt FG:** vs. Louisville (0 of 6) (3/9/22)
- **Had 50 rebounds:** 54 vs. NC State (1/24/24)
- **Had 20 offensive rebounds:** 20 vs. NC State (1/24/24)
- **Had 25 assists:** 26 vs. Iowa State (3/25/16)
- **Had 15 steals:** 15 vs. Florida (11/10/23)
- **Had 10 blocks:** 13 vs. Wake Forest (2/17/24)
- **Had 10 steals & 10 blocks:** 13 steals & 10 blocks vs. Texas Southern (11/16/23)
- **Led by 30 points at halftime:** 30 vs. North Carolina A&T (11/14/23)
- **Scored 50 pts in a half:** 56 vs. Baylor, 2nd half (11/18/22)
- **Scored 60 pts in a half:** 60 vs. Gonzaga, 1st half (1/3/07)
- **Scored 70 pts in a half:** 70 vs. Coastal Carolina, 2nd half (11/20/00)
- **Scored 100 pts (ACC):** 103 vs. Maryland (1/16/07)
- **Scored 100 pts (non-conf):** 100 vs. Marshall (12/31/18)
- **Scored under 20 pts in 1st half:** 14 vs. Colorado State (3/19/24)
- **Scored under 20 pts in 2nd half:** 19 at North Carolina (2/18/17)
- **Scored under 50 pts in a game:** 42 vs. Tennessee (11/21/24)
- **Defeated top-5 opponent:** 86-79 vs. #5 Baylor (11/18/22)
- **Defeated top-5 opponent on the road:** 65-63 at #4 Duke (1/27/18)
- **Defeated top-5 opponent at neutral site:** 86-79 vs. #5 Baylor (11/18/22)
- **Defeated top-ranked opponent:** 86-73 vs. #1 North Carolina (1/30/86)
- **Won when trailing by 16 points:** Trained 32-16 during 63-61 vs. Ohio State (11/30/16)
- **Won when trailing by 17 points:** Trained 31-14 during 61-58 overtime win vs. Maryland (3/10/13)
- **All five starters scored all of the points:** vs. Texas A&M (11/29/23)

OPPONENT INDIVIDUALS

- **Scored 30 points:** Buddy Boeheim (31), Syracuse (3/11/21)
- **Scored 35 points:** Carsen Edwards (42), Purdue (3/30/19)
- **Scored 40 points:** Carsen Edwards (42), Purdue (3/30/19)
- **Scored 50 points:** Len Chappell (50), Wake (2/12/62)
- **Two players with 20 points:** Jericole Hellems (21) and Tarquavion Smith (20) at NC State (1/22/22)
- **Two players with 25 points:** Corey Kispert (32) and Drew Timme (29) vs. Gonzaga (12/26/20)
- **Three players with 20 points:** Jordan McRae (21), Jarnell Stokes (20) and Josh Richardson (20) at Tennessee (12/30/13)
- **Two players with 30 points:** Trevor Powell (31) and Tony Smith (31) at Marquette (2/3/90)
- **No players scored in double figures:** Texas Southern (11/16/23)
- **Five players scored in double figures:** Jarace Walker (17), Marcus Sasser (13), Tramon Mark (13), Jamal Sheard (11), J'Wan Roberts (10) vs. Houston (12/17/22)
- **Six players scored in double figures:** C.J. Harris (15), Ari Stewart (12), Travis McKie (12), J.T. Terrell (11), Ty Walker (11), Gary Clark (10), at Wake Forest (1/29/11)
- **Seven players scored in double figures:** Stanley Burrell (15), Drew Lavender (13), C.J. Anderson (12), B.J. Raymond (12), Josh Duncan (11), Charles Bronson (11) and Jason Love (10), at Xavier (1/3/08)
- **Double-Double:** Dain Dainja (12 points, 11 rebounds) vs. No. 21 Memphis (12/18/24)
- **Double-Double with points and assists:** Keifer Sykes (21 pts, 10 assists) at Green Bay (12/7/13)
- **Two players had a double-double:** Joel Scott (23 points, 11 rebounds) and Nique Clifford (17 points, 10 rebounds) vs. Colorado State (3/19/24)
- **Player had 20 points and 20 rebounds:** Armando Bacot (29 points, 22 rebounds), North Carolina (1/8/222)
- **Had 15 rebounds:** Armando Bacot (22), North Carolina (2/20/20)
- **Had 20 rebounds:** Armando Bacot (22), North Carolina (1/8/22)
- **Had 10 assists:** Keifer Sykes (10), at Green Bay (12/7/13)
- **5 Blocked Shots:** Efton Reid (5), Wake Forest (1/13/24)
- **5 Steals:** Jordan Miller (7), Miami (2/5/22) & Jose Alvarado (6), Georgia Tech (1/23/21)
- **Hit a last second shot to win a game:** JP Pegues, Furman (3/16/23), 3-pointer with 2.2 seconds remaining

OPPONENT TEAM

- **Shot less than 30 percent in a game:** 28% (14-50), Coppin State (11/11/24)
- **Shot less than 30 percent in a game (ACC):** 28.6% (14-49), Miami (2/5/24)
- **Shot 60 percent in a game:** 60% (30-50) at NC State (1/22/22)
- **Shot 55 percent or better and lost:** 55.3% (26-47), Cleveland State (11/25/09)
- **Scored 100 pts:** 106, Washington (11/22/10)
- **Scored 90 pts in an ACC game:** 93, North Carolina (2/16/13)
- **Scored 60 pts in a half:** 60, at Miami, 2nd half (3/1/08)
- **Scored 50 pts in a half:** 54, vs. Gonzaga, 2nd half (12/26/21)
- **Scored 45 pts in the first half:** 45, at Florida State (2/15/21)
- **Scored under 10 pts in 1st half:** 7, at Pitt (2/24/18)
- **Scored under 20 pts in 1st half:** 16, vs. Coppin State (2/5/24)
- **Scored under 20 pts in 2nd half:** 19, vs. Texas Southern (11/16/23)
- **Scored under 40 pts in a game:** 38, vs. Miami (2/5/24)
- **Had 25 assists:** 27, at Xavier (1/3/08)
- **Had 20 offensvie rebounds:** 20, vs. Wisconsin (11/20/23)
- **Had 15 steals:** 15, Memphis (12/19/23)
- **Had 10 blocks:** 10 at Maryland (3/5/11)
- **Failed to make a 3-pt FG:** Georgia Tech (1/22/15)

JOHN PAUL JONES ARENA RECORDS

VIRGINIA PLAYERS

Points:..... 40, J.R. Reynolds vs. Wake Forest, 1/21/07  
Most 1st Half Points:.....23, Sean Singletary vs. Virginia Tech, 1/16/08  
Most 2nd Half Points:.....26, Sylven Landesberg vs. Boston College, 2/4/09  
Rebounds:.....20, Mike Tobey vs. Louisville, 3/5/16  
Field Goals:.....14, Jayden Gardner vs. FDU, 12/18/21  
Field Goal Attempts:.....23, Sylven Landesberg vs. Boston College, 2/4/09  
Field Goal Pct.:.....1.000 (9-9), Mike Scott vs. Wake Forest, 2/8/12  
3-Point Field Goals:.....8, Mustapha Farrakhan vs. Howard, 1/4/11  
3-Point Fied Goal Attempts:.....12, Sean Singletary vs. Gonzaga, 1/3/07  
12, Sean Singletary vs. Georgia Tech, 2/24/07  
3-Point Field Goal Percentage:.....1.000 (5-5), Malcolm Brogdon vs. Boston College, 2/3/16  
1.000 (5-5), Justin Anderson vs. Tennessee State, 11/25/14  
1.000 (4-4), De'Andre Hunter vs. Coppin State, 11/16/18  
1.000 (4-4), London Perrantes vs. Miami, 2/26/14  
1.000 (4-4), Joe Harris vs. Hampton, 11/26/13  
Free Throws Made:.....14, Sean Singletary vs. Hampton, 12/16/06  
14, Sylven Landesberg vs. Florida State, 1/24/09  
Free Throw Attempts:.....16, Sean Singletary vs. Hampton, 12/16/06  
Free Throw Percentage:.....1.000 (14-14), Sylven Landesberg vs. Florida State, 1/24/09  
1.000 (12-12), Malcolm Brogdon vs. Villanova, 12/19/15  
Assists:.....12, Ty Jerome vs. Virginia Tech, 1/15/19  
Steals:.....7, Sean Singletary vs. NC State, 2/24/08  
Blocks:.....10, by Jay Huff vs. Duke, 2/29/20

VIRGINIA TEAM

Most Points:.....108 vs. Gonzaga, 1/3/07  
Fewest Points:.....38 vs. Wisconsin, 12/4/13  
Most 1st Half:.....60 vs. Gonzaga, 1/3/07  
Fewest 1st Half:.....15 vs. Iowa State, 12/30/10  
Most 2nd Half:.....57 vs. Arizona, 11/12/06  
Fewest 2nd Half:.....15 vs. Duke, 2/16/11  
Rebounds:.....54 vs. UMEs, 11/26/06  
Field Goals:.....43 vs. VMI, 11/16/08  
Field Goal Attempts:.....82 vs. UNC, 1/15/09  
Field Goal Pct.:......667 (32-48) vs. Howard, 1/4/11  
3-Point Field Goals:.....18 vs. Gonzaga, 1/3/07  
3-Point Field Goal Attempts:.....38 vs. Virginia Tech, 2/10/18  
3-Point Field Goal Percentage:......727 (8-11) vs. North Texas, 11/20/12  
Free Throws:.....39 vs. Maryland, 1/16/07  
FT Attempted:.....49 vs. Maryland, 1/16/07  
Fewest Free Throws Attempted:.....0 vs. Wisconsin, 11/27/17  
Free Throw Percentage:.....1.000 (19-19) vs. Winthrop, 11/15/11  
Assists:.....24, 4x, last vs. NCCU, 12/5/23  
Steals:.....16 vs. NC State, 2/24/08  
Blocks:.....13, 2x last vs. Wake Forest, 2/17/24  
Most Turnovers:.....21 vs. Longwood, 12/7/07  
21 vs. Hampton, 12/19/07  
Fewest Turnovers:.....2 vs. Louisville, 2/7/15

MISCELLANEOUS

Biggest Comeback:.....19 points vs. Arizona, 11/12/06  
Biggest Lead Given up in a Loss:.....14 points vs. Bradley, 3/26/08  
Largest Lead:.....59 vs. Coppin State, 11/16/18  
57 points vs. Grambling State, 11/22/16  
Biggest Deficit:.....38 points vs. Clemson, 2/7/08  
Largest Margin of Victory:.....57 vs. Coppin State, 11/16/18  
56 points vs. Grambling State, 11/22/16  
Largest Margin of Defeat:.....31 points vs. Clemson, 2/7/08  
Overtime Games (Record):.....14 (8-6); Last: 59-53 win vs. NC State, 1/24/24

OPPONENT PLAYERS

Points:.....32, 3x last by DeWayne Jackson, Morgan State, 12/19/12  
Most 1st Half Points:.....19, DeWayne Jackson, Morgan State, 12/19/12  
Most 2nd Half Points:.....28, Talor Battle, Penn State, 11/30/09  
Rebounds:.....16, 2x last by Jamelle Hagins, Delaware, 11/13/12  
Field Goals:.....13, Elijah Millsap, UAB, 12/30/09  
Field Goal Attempts:.....24, Malcolm Delaney, Virginia Tech, 1/28/10  
Field Goal Pct.:......875 (7-8), Ahmed Grant, UNC Wilmington, (1/18/10)  
3-Point Field Goals:.....8, K.C. Rivers, Clemson, 2/7/08  
3-Point Field Goal Attempts:.....15, Malcolm Delaney, Virginia Tech, 2/19/11  
3-Point Field Goal Percentage:.....1.000 (5-5), Tony Dukes, USC Upstate, 11/15/10  
Free Throws Made:.....15, Tyler Hansbrough, North Carolina, 1/15/09  
Free Throws Attempted:.....17, Tyler Hansbrough, North Carolina, 1/15/09  
Free Throw Percentage:.....1.000 (8-8), Tyrese Rice, Boston College, 2/4/09  
1.000 (8-8), Sean Mosley, Maryland, 3/6/10  
1.000 (7-7), Roy Devyn Marble, Iowa, 3/27/13  
Assists:.....11, Cliff Hammonds, Clemson, 2/7/08  
Steals:.....7, Jordan Miller, Miami, 2/5/22  
Blocks:.....6, 2x, last by Mouhamadou Gueye, Stony Brook, 12/18/19

OPPONENT TEAM

Most Points:.....97, VMI, 11/16/08  
Fewest Points:.....26, Maine, 11/27/19  
Most 1st Half:.....50, North Carolina, 1/15/09  
Fewest 1st Half:.....8, Harvard, 12/21/14  
Most 2nd Half:.....61, Gonzaga, 1/3/07  
Fewest 2nd Half:.....11, JMU, 11/10/19  
Rebounds:.....48, North Carolina, 2/25/12  
Field Goals:.....37, VMI, 11/16/08  
Field Goal Attempts:.....79, VMI, 11/16/08  
Field Goal Percentage:......566 (30-53) Liberty, 11/25/08  
3-Point Field Goals:.....16, Clemson, 2/7/08  
3-Point Field Goal Attempts:.....39, Hartford, 12/30/07  
3-Point Field Goal Percentage:......619 (13-21) Duke, 2/9/19  
Free Throws:.....26, Boston College, 2/4/09  
Free Throws Attempted:.....31, Boston College, 2/4/09  
Free Throw Percentage:.....1.000 (15-15) Iowa, 3/27/13  
Zero Free Throw Attempts:.....Miami, 2/5/22  
Assists:.....22, Clemson, 2/7/08  
Steals:.....15, VMI, 11/16/08  
Blocks:.....10, Radford, 11/21/08  
10, North Carolina, 1/15/09  
Most Turnovers:.....25, NC State, 2/24/08  
Fewest Turnovers:.....4, Clemson, 1/31/12

RECORD AT JOHN PAUL JONES ARENA

2006-07 to present.....309 games - 252-57 (.816)

LONGEST WINNING STREAKS

24 games from 2/7/15 vs. Louisville through 11/30/16 vs. Ohio State  
23 games from 12/28/22 vs. UAlbany through 2/5/24 vs. Miami  
21 games from 12/21/13 vs. Northern Iowa through 1/22/15 vs. Georgia Tech

LONGEST ACC WINNING STREAK

21 games from 1/6/13 vs. North Carolina through 1/22/15 vs. Georgia Tech

LONGEST LOSING STREAK

4 games from 2/6/10 vs. Wake Forest through 3/6/10 vs. Maryland





# BLAKE BUCHANAN

So. • F • 6-11 • 227 • Couer d'Alene, Idaho • Lake City

## 2024-25 SEASON

- Recorded 10 points, seven rebounds, a career-high five assists and three blocks vs. Campbell (11/6/24)
- Scored three points along with five rebounds vs. Villanova (11/15/24)
- Collected six points, seven rebounds and three blocks vs. No. 11 Tennessee (11/21/24)
- Registered six points, five rebounds and two blocks vs. No. 22 St. John's (11/22/24)
- Tallied 11 points and five rebounds vs. Manhattan (11/26/24)
- Recorded six points, six rebounds, one steal and one block vs. Holy Cross (11/29/24)
- Scored eight points along with five rebounds and two blocks at No. 13 Florida (12/4/24)
- Tallied five points, nine rebounds and three blocks vs. Bethune-Cookman (12/12/24)

## CAREER STATS/SINGLE-GAME HIGHS

		Field Goals				3-Point		F-Throws		Rebounds								Scoring		
SEASON	TEAM	GP-GS	MIN/AVG	FG-FGA	FG%	3FG-3FGA	3FG%	FT-FTA	FT%	OFF	DEF	TOT	AVG	PF-FO	A	TO	BLK	STL	PTS	AVG
2023-24	Uva	34-6	511/15.0	46-111	.414	0-0	.000	23-46	.500	43	64	107	3.1	62-3	12	15	30	14	115	3.4
2024-25	Uva	12-10	255/21.3	28-54	.519	0-2	.000	12-26	.462	27	34	61	5.1	31-1	20	11	16	8	68	5.7
TOTAL		46-16	766/16.7	74-165	.448	0-2	.000	35-72	.486	70	98	168	3.7	93-4	32	26	46	22	183	4.0

### Single Game Highs


Statistic	Value	
Points	18	vs Florida 11/10/23
Rebounds	9	vs Bethune-Cookman 12/12/24
Assists	5	vs Campbell 11/06/24
Steals	2	5 times
Blocks	3	4 times
FG Made	5	vs Manhattan 11/26/24
FG Attempts	9	vs Manhattan 11/26/24
3FG Attempts	1	vs Manhattan 11/26/24, at Florida 12/04/24
FT Made	10	vs Florida 11/10/23
FT Attempts	16	vs Florida 11/10/23

## 2024-25 BUCHANAN GAME-BY-GAME

Opponent	Date	GS	MIN	Total		3-Pointers		Free throws		Rebounds				PF	A	TO	BLK	STL	PTS	AVG
				FG-FGA	PCT	3FG-3FGA	PCT	FT-FTA	PCT	OFF	DEF	TOT	AVG							
Campbell	11/06/2024	*	28:48	3-6	.500	0-0	.000	4-9	.444	1	6	7	7.0	2	5	1	3	0	10	10.0
Coppin St.	11/11/2024	*	19:24	2-5	.400	0-0	.000	0-0	.000	2	1	3	5.0	3	1	0	2	0	4	7.0
vs Villanova	11/15/2024	*	18:28	1-4	.250	0-0	.000	1-2	.500	2	3	5	5.0	5	2	1	0	1	3	5.7
vs Tennessee	11/21/2024	*	27:59	3-4	.750	0-0	.000	0-0	.000	2	5	7	5.5	0	1	2	3	0	6	5.8
vs St. John's (NY)	11/22/2024	*	24:57	2-3	.667	0-0	.000	2-4	.500	4	1	5	5.4	4	2	1	1	2	6	5.8
Manhattan	11/26/2024	*	21:00	5-9	.556	0-1	.000	1-4	.250	2	3	5	5.3	2	2	0	0	0	11	6.7
Holy Cross	11/29/2024	*	20:23	3-5	.600	0-0	.000	0-1	.000	3	3	6	5.4	3	2	1	1	1	6	6.6
at Florida	12/04/2024	*	22:33	4-6	.667	0-1	.000	0-0	.000	4	1	5	5.4	3	1	1	2	0	8	6.8
at SMU	12/07/2024	*	24:34	1-4	.250	0-0	.000	2-2	1.000	1	2	3	5.1	2	0	2	0	2	4	6.4
Bethune-Cookman	12/12/2024	*	19:48	2-4	.500	0-0	.000	1-2	.500	3	6	9	5.5	2	2	1	3	0	5	6.3
Memphis	12/18/2024		12:22	2-2	1.000	0-0	.000	1-2	.500	1	0	1	5.1	2	0	0	0	1	5	6.2
American	12/22/2024		14:51	0-2	.000	0-0	.000	0-0	.000	2	3	5	5.1	3	2	1	1	1	0	5.7
Totals		10	255:07	28-54	.519	0-2	.000	12-26	.462	27	34	61	5.1	31	20	11	16	8	68	5.7

## Player Averages

Games Played	Minutes/game	Points/game	FG Pct	3FG Pct	FT Pct	Rebounds/game	Assists/game	Turnovers/game	Assist/Turnover ratio	Steals/game	Blocks/game
12	21.3	5.7	51.9	0.0	46.2	5.1	1.7	0.9	1.8	0.7	1.3



# 2 ELIJAH SAUNDERS

Jr. • F • 6-8 • 240 • Phoenix, Ariz. • San Diego State

## 2024-25 SEASON

- Totaled 11 points and five rebounds in his UVA debut vs. Campbell (11/6/24)
- Scored 15 points along with five rebounds vs. Coppin State (11/11/24)
- Netted five points and six rebounds, while battling leg cramps, vs. Villanova (11/15/24)
- Scored 12 points vs. No. 22 St. John's (11/22/24)
- Tallied eight points, six rebounds and two steals vs. Manhattan (11/26/24)
- Recorded nine points and six rebounds vs. Holy Cross (11/29/24)
- Scored 19 points along with five rebounds at No. 13 Florida (12/4/24)
- Registered 15 points and eight rebounds vs. Bethune-Cookman (12/12/24)
- Recorded 15 points, four rebounds and two blocks vs. No. 21 Memphis (12/18/24)
- Tallied a career-high 21 points (7 of 9 FGs, 7 of 8 FTs) along with eight rebounds vs. American (12/22/24)

## CAREER STATS/SINGLE-GAME HIGHS

SEASON	TEAM	GP-GS	MIN/AVG	Field Goals		3-Point		F-Throws		Rebounds				Scoring						
				FG-FGA	FG%	3FG-3FGA	3FG%	FT-FTA	FT%	OFF	DEF	TOT	AVG	PF-FO	A	TO	BLK	STL	PTS	AVG
2022-23	SDSU	16-0	93/5.8	5-18	.278	2-11	.182	2-6	.333	5	12	17	1.1	3-0	8	8	1	1	14	0.9
2023-24	SDSU	37-21	749/20.2	83-198	.419	39-121	.322	24-25	.960	41	93	134	3.6	65-0	29	28	11	17	229	6.2
2024-25	UVa	12-12	338/28.1	48-105	.457	12-31	.387	28-34	.824	14	49	63	5.3	26-1	9	17	4	5	136	11.3
TOTAL FOR UVA		12-12	338/28.1	48-105	.457	12-31	.387	28-34	.824	14	49	63	5.3	26-1	9	17	4	5	136	11.3
TOTAL		65-33	1180/18.1	136-321	.424	53-163	.325	54-65	.831	60	154	214	3.3	94-1	46	53	16	23	379	5.8

### Single Game Highs

Statistic	Value
Points	21 vs American 12/22/24
Rebounds	8 4 times
Assists	3 vs Occidental 12/02/22, vs Kennesaw St. 12/12/22, vs St. Katherine 12/19/23
Steals	4 at BYU 11/10/23
Blocks	4 vs Saint Mary's (CA) 11/17/23
FG Made	7 vs American 12/22/24
FG Attempts	12 at Florida 12/04/24
3FG Made	4 at UNLV 03/05/24
3FG Attempts	9 at UNLV 03/05/24
FT Made	7 vs American 12/22/24
FT Attempts	8 vs American 12/22/24

## 2024-25 SAUNDERS GAME-BY-GAME

Opponent	Date	GS	MIN	Total		3-Pointers		Free throws		Rebounds										
				FG-FGA	PCT	3FG-3FGA	PCT	FT-FTA	PCT	OFF	DEF	TOT	AVG	PF	A	TO	BLK	STL	PTS	AVG
Campbell	11/06/2024	*	17:57	5-8	.625	0-1	.000	1-1	1.000	2	3	5	5.0	5	0	4	0	0	11	11.0
Coppin St.	11/11/2024	*	28:35	5-9	.556	1-2	.500	4-4	1.000	1	4	5	5.0	2	1	1	1	0	15	13.0
vs Villanova	11/15/2024	*	31:51	2-7	.286	1-2	.500	0-0	.000	0	6	6	5.3	1	2	1	0	0	5	10.3
vs Tennessee	11/21/2024	*	20:54	1-8	.125	1-2	.500	0-0	.000	1	3	4	5.0	2	0	0	0	0	3	8.5
vs St. John's (NY)	11/22/2024	*	25:29	4-7	.571	1-3	.333	3-4	.750	0	3	3	4.6	0	0	1	0	0	12	9.2
Manhattan	11/26/2024	*	33:29	4-10	.400	0-2	.000	0-1	.000	1	5	6	4.8	1	2	2	0	2	8	9.0
Holy Cross	11/29/2024	*	24:47	4-11	.364	1-4	.250	0-0	.000	2	4	6	5.0	2	1	1	0	0	9	9.0
at Florida	12/04/2024	*	32:41	6-12	.500	3-5	.600	4-4	1.000	3	2	5	5.0	4	1	1	0	1	19	10.3
at SMU	12/07/2024	*	25:12	0-6	.000	0-2	.000	3-4	.750	0	3	3	4.8	4	0	0	0	1	3	9.4
Bethune-Cookman	12/12/2024	*	35:38	6-11	.545	1-3	.333	2-4	.500	2	6	8	5.1	0	0	2	1	1	15	10.0
Memphis	12/18/2024	*	25:36	4-7	.571	3-4	.750	4-4	1.000	2	2	4	5.0	4	0	2	2	0	15	10.5
American	12/22/2024	*	35:33	7-9	.778	0-1	.000	7-8	.875	0	8	8	5.3	1	2	2	0	0	21	11.3
Totals		12	337:42	48-105	.457	12-31	.387	28-34	.824	14	49	63	5.3	26	9	17	4	5	136	11.3

## Player Averages

Games Played	Minutes/game	Points/game	FG Pct	3FG Pct	FT Pct	Rebounds/game	Assists/game	Turnovers/game	Assist/Turnover ratio	Steals/game	Blocks/game
12	28.1	11.3	45.7	38.7	82.4	5.3	0.8	1.4	0.5	0.4	0.3



# 4 ANDREW ROHDE

Jr. • G • 6-6 • 200 • Milwaukee, Wis. • St. Thomas (Minn.)

## 2024-25 SEASON

- Tallied five assists vs. Campbell (11/6/24)
- Missed the Coppin State (11/11/24) game with a back injury
- Scored 13 points ( 3 of 5 3FGs) and dished four assists vs. Villanova (11/15/24)
- Scored eight points vs. Tennessee (11/21/24)
- Netted 11 points (3 of 4 FGs, 3 of 3 FTs) vs. No. 22 St. John's (11/22/24)
- Recorded 14 points and four steals vs. Manhattan (11/26/24)
- Tallied 13 points, three assists, one steal and one block vs. Holy Cross (11/29/24)
- Scored nine points in ACC opener at SMU (12/7/24)
- Netted eight points vs. Bethune-Cookman (12/12/24)

## CAREER STATS/SINGLE-GAME HIGHS

				Field Goals		3-Point		F-Throws		Rebounds				Scoring						
SEASON	TEAM	GP-GS	MIN/AVG	FG-FGA	FG%	3FG-3FGA	3FG%	FT-FTA	FT%	OFF	DEF	TOT	AVG	PF-FO	A	TO	BLK	STL	PTS	AVG
2022-23	UST	31-31	1019/32.9	189-422	.448	56-175	.320	97-119	.815	25	91	116	3.7	67-0	113	69	3	52	531	17.1
2023-24	UVa	33-27	830/25.2	53-181	.293	28-109	.257	7-16	.438	1	59	60	1.8	26-0	90	36	2	16	141	4.3
2024-25	UVa	11-8	308/28.0	33-70	.471	13-29	.448	12-15	.800	0	21	21	1.9	15-0	31	29	2	11	91	8.3
TOTAL FOR UVa		44-35	1138/25.9	86-251	.343	41-138	.297	19-31	.613	1	80	81	1.8	41-0	121	65	4	27	232	5.3
TOTAL		75-66	2157/28.8	275-673	.409	97-313	.310	116-150	.773	26	171	197	2.6	108-0	234	134	7	79	763	10.2

### Single Game Highs

Statistic	Value
Points	27 at North Dakota 02/25/23
Rebounds	9 at Montana St. 12/08/22
Assists	8 vs Merrimack 11/19/22, vs Omaha 01/07/23, vs South Dakota St. 01/26/23
Steals	5 at North Dakota St. 02/23/23
Blocks	1 7 times
FG Made	11 at North Dakota 02/25/23
FG Attempts	22 vs Oral Roberts 03/06/23
3FG Made	4 4 times
3FG Attempts	9 at South Dakota 12/29/22, vs South Dakota 01/28/23, vs Oral Roberts 03/06/23
FT Made	10 at Omaha 02/02/23
FT Attempts	10 at South Dakota 12/29/22, vs Omaha 01/07/23, at Omaha 02/02/23


## 2024-25 ROHDE GAME-BY-GAME

Opponent	Date	GS	MIN	Total		3-Pointers		Free throws		Rebounds				PF	A	TO	BLK	STL	PTS	AVG
				FG-FGA	PCT	3FG-3FGA	PCT	FT-FTA	PCT	OFF	DEF	TOT	AVG							
Campbell	11/06/2024	*	32:41	0-2	.000	0-2	.000	1-2	.500	0	3	3	3.0	2	5	4	1	0	1	1.0
vs Villanova	11/15/2024		27:34	5-8	.625	3-5	.600	0-1	.000	0	3	3	3.0	1	4	2	0	1	13	7.0
vs Tennessee	11/21/2024		27:57	3-8	.375	2-5	.400	0-0	.000	0	1	1	2.3	3	3	4	0	0	8	7.3
vs St. John's (NY)	11/22/2024		21:34	3-4	.750	2-2	1.000	3-3	1.000	0	2	2	2.3	0	1	2	0	0	11	8.3
Manhattan	11/26/2024	*	36:14	6-9	.667	0-1	.000	2-2	1.000	0	2	2	2.2	0	2	1	0	4	14	9.4
Holy Cross	11/29/2024	*	27:42	5-8	.625	3-5	.600	0-0	.000	0	1	1	2.0	0	3	2	1	1	13	10.0
at Florida	12/04/2024	*	25:52	1-4	.250	0-1	.000	2-2	1.000	0	1	1	1.9	1	3	3	0	0	4	9.1
at SMU	12/07/2024	*	30:34	3-8	.375	1-2	.500	2-2	1.000	0	2	2	1.9	2	3	4	0	1	9	9.1
Bethune-Cookman	12/12/2024	*	28:40	3-7	.429	0-2	.000	2-3	.667	0	2	2	1.9	2	1	2	0	0	8	9.0
Memphis	12/18/2024	*	21:45	2-3	.667	1-1	1.000	0-0	.000	0	1	1	1.8	1	2	5	0	3	5	8.6
American	12/22/2024	*	27:42	2-9	.222	1-3	.333	0-0	.000	0	3	3	1.9	3	4	0	0	1	5	8.3
Totals		8	308:15	33-70	.471	13-29	.448	12-15	.800	0	21	21	1.9	15	31	29	2	11	91	8.3

## Player Averages

Games Played	Minutes/ game	Points/ game	FG Pct	3FG Pct	FT Pct	Rebounds/ game	Assists/ game	Turnovers/ game	Assist/Turnover ratio	Steals/ game	Blocks/ game
11	28.0	8.3	47.1	44.8	80.0	1.9	2.8	2.6	1.1	1.0	0.2





# 5 JACOB COFIE

Fr. • F • 6-10 • 232 • Seattle, Wash. • Eastside Catholic School

## 2024-25 SEASON

- Scored 16 points (7 of 8 FGs & 2 of 3 3FGs) in collegiate debut vs. Campbell (11/6/24)
- Collected 11 points, 11 rebounds, four steals and three blocks vs. Coppin State (11/11/24)
- Netted 12 points, six rebounds and one block vs. Villanova (11/15/24)
- Pulled down seven rebounds vs. No. 22 St. John's (11/22/24)
- Tallied 10 points, five rebounds, two blocks and one steal vs. Manhattan (11/26/24)
- Recorded six points, four rebounds and one block vs. Holy Cross (11/29/24)
- Collected eight points and six rebounds at No. 13 Florida (12/4/24)
- Netted 12 points along with 10 rebounds and one block vs. Bethune-Cookman (12/12/24)
- Recorded six points and four rebounds in first career start vs. No. 21 Memphis (12/18/24)
- Tallied six points, seven rebounds and two steals vs. American (12/22/24)

## CAREER STATS/SINGLE-GAME HIGHS

				Field Goals		3-Point		F-Throws		Rebounds								Scoring		
SEASON	TEAM	GP-GS	MIN/AVG	FG-FGA	FG%	3FG-3FGA	3FG%	FT-FTA	FT%	OFF	DEF	TOT	AVG	PF-FO	A	TO	BLK	STL	PTS	AVG
2024-25	UVa	12-2	262/21.8	40-78	.513	7-25	.280	12-14	.857	23	51	74	6.2	26-0	18	11	12	10	99	8.3
TOTAL		12-2	262/21.8	40-78	.513	7-25	.280	12-14	.857	23	51	74	6.2	26-0	18	11	12	10	99	8.3

### Single Game Highs

Statistic	Value	
Points	16	vs Campbell 11/06/24
Rebounds	11	vs Coppin St. 11/11/24
Assists	4	vs American 12/22/24
Steals	4	vs Coppin St. 11/11/24
Blocks	3	vs Coppin St. 11/11/24
FG Made	7	vs Campbell 11/06/24
FG Attempts	10	vs Villanova 11/15/24
3FG Made	2	vs Campbell 11/06/24, vs Villanova 11/15/24
3FG Attempts	7	vs Villanova 11/15/24
FT Made	4	vs Coppin St. 11/11/24
FT Attempts	4	vs Coppin St. 11/11/24

## 2024-25 COFIE GAME-BY-GAME

Opponent	Date	GS	MIN	Total		3-Pointers		Free throws		Rebounds												
				FG-FGA	PCT	3FG-3FGA	PCT	FT-FTA	PCT	OFF	DEF	TOT	AVG	PF	A	TO	BLK	STL	PTS	AVG		
Campbell	11/06/2024		28:37	7-8	.875	2-3	.667	0-0	.000	1	5	6	6.0	1	1	0	1	1	16	16.0		
Coppin St.	11/11/2024		26:54	3-5	.600	1-1	1.000	4-4	1.000	3	8	11	8.5	3	2	2	3	4	11	13.5		
vs Villanova	11/15/2024		25:43	4-10	.400	2-7	.286	2-2	1.000	0	6	6	7.7	3	2	0	1	1	12	13.0		
vs Tennessee	11/21/2024		19:56	1-5	.200	0-2	.000	0-0	.000	2	4	6	7.3	2	1	3	0	0	2	10.3		
vs St. John's (NY)	11/22/2024		21:21	1-5	.200	0-3	.000	0-0	.000	0	7	7	7.2	3	1	1	0	0	2	8.6		
Manhattan	11/26/2024		18:57	5-7	.714	0-1	.000	0-0	.000	3	2	5	6.8	1	0	2	2	1	10	8.8		
Holy Cross	11/29/2024		17:21	2-3	.667	0-1	.000	2-2	1.000	0	4	4	6.4	1	0	0	1	0	6	8.4		
at Florida	12/04/2024		18:18	3-9	.333	0-3	.000	2-2	1.000	4	2	6	6.4	4	2	1	0	1	8	8.4		
at SMU	12/07/2024		24:22	3-6	.500	1-2	.500	1-1	1.000	1	1	2	5.9	2	3	0	2	0	8	8.3		
Bethune-Cookman	12/12/2024		20:54	5-8	.625	1-2	.500	1-1	1.000	3	7	10	6.3	0	2	1	1	0	12	8.7		
Memphis	12/18/2024	*	14:26	3-6	.500	0-0	.000	0-0	.000	3	1	4	6.1	4	0	0	1	0	6	8.5		
American	12/22/2024	*	24:52	3-6	.500	0-0	.000	0-2	.000	3	4	7	6.2	2	4	1	0	2	6	8.3		
Totals		2	261:41	40-78	.513	7-25	.280	12-14	.857	23	51	74	6.2	26	18	11	12	10	99	8.3		

## Player Averages

Games Played	Minutes/ game	Points/ game	FG Pct	3FG Pct	FT Pct	Rebounds/ game	Assists/ game	Turnovers/ game	Assist/Turnover ratio	Steals/ game	Blocks/ game
12	21.8	8.3	51.3	28.0	85.7	6.2	1.5	0.9	1.6	0.8	1.0



# 7 DAI DAI AMES

So. • G • 6-1 • 190 • Chicago, Ill. • Kansas State

## 2024-25 SEASON

- Made UVA debut vs. Campbell (11/6/24)
- Scored 13 points and added three rebounds, three assists and two blocked shots vs. Coppin State (11/11/24)
- Scored eight points in start vs. Villanova (11/15/24)
- Tallied team-high 12 points vs. No. 11 Tennessee (11/21/24)
- Recorded 10 points, five assists and two steals vs. Manhattan (11/26/24)
- Netted 16 points and three rebounds vs. Holy Cross (11/29/24)
- Scored seven points along with two assists at No. 13 Florida (12/4/24)
- Played seven minutes before leaving game with an ankle injury at SMU (12/7/24)
- Missed the Bethune-Cookman (12/12/24) game with an ankle injury
- Recorded eight points, five rebounds and four assists vs. No. 21 Memphis (12/18/24)

## CAREER STATS/SINGLE-GAME HIGHS

		Field Goals		3-Point		F-Throws		Rebounds		PF-FO		A		TO BLK STL		Scoring	
SEASON	TEAM	GP-GS	MIN/AVG	FG-FGA	FG%	3FG-3FGA	3FG%	FT-FTA	FT%	OFF DEF	TOT AVG	PF-FO	A	TO	BLK	STL	PTS AVG
2023-24	KState	31-16	638/20.6	54-153	.353	23-70	.329	30-43	.698	11 24	35 1.1	49-0	61	49	1	17	161 5.2
2024-25	Uva	11-10	282/25.6	29-74	.392	11-23	.478	17-20	.850	3 19	22 2.0	23-1	22	16	3	7	86 7.8
TOTAL FOR UVA		11-10	282/25.6	29-74	.392	11-23	.478	17-20	.850	3 19	22 2.0	23-1	22	16	3	7	86 7.8
TOTAL		42-26	919/21.9	83-227	.366	34-93	.366	47-63	.746	14 43	57 1.4	72-1	83	65	4	24	247 5.9

### Single Game Highs

Statistic	Value	
Points	16	at Iowa 03/19/24, vs Holy Cross 11/29/24
Rebounds	5	at Texas 02/19/24, vs Memphis 12/18/24
Assists	7	vs South Dakota St. 11/13/23
Steals	3	vs Bellarmine 11/10/23, at LSU 12/09/23
Blocks	2	vs Coppin St. 11/11/24
FG Made	6	at Iowa 03/19/24, vs Holy Cross 11/29/24
FG Attempts	12	vs Providence 11/17/23, vs Central Ark. 11/22/23
3FG Made	4	at Iowa 03/19/24
3FG Attempts	5	5 times
FT Made	5	vs Providence 11/17/23, vs Tennessee 11/21/24
FT Attempts	6	vs Providence 11/17/23, vs Tennessee 11/21/24, vs Memphis 12/18/24

## 2024-25 AMES GAME-BY-GAME

Opponent	Date	GS	MIN	Total		3-Pointers		Free throws		Rebounds				PF	A	TO	BLK	STL	PTS	AVG
				FG-FGA	PCT	3FG-3FGA	PCT	FT-FTA	PCT	OFF	DEF	TOT	AVG							
Campbell	11/06/2024		10:07	0-1	.000	0-0	.000	2-2	1.000	0	2	2	2.0	0	1	0	0	0	2	2.0
Coppin St.	11/11/2024	*	29:52	5-8	.625	2-3	.667	1-1	1.000	0	3	3	2.5	2	3	0	2	0	13	7.5
vs Villanova	11/15/2024	*	35:40	3-8	.375	1-3	.333	1-1	1.000	1	1	2	2.3	3	1	4	0	1	8	7.7
vs Tennessee	11/21/2024	*	29:24	3-8	.375	1-3	.333	5-6	.833	1	1	2	2.3	4	0	4	0	0	12	8.8
vs St. John's (NY)	11/22/2024	*	31:45	1-6	.167	1-3	.333	0-0	.000	0	2	2	2.2	0	3	3	0	1	3	7.6
Manhattan	11/26/2024	*	30:59	3-7	.429	2-3	.667	2-2	1.000	1	0	1	2.0	5	5	2	0	2	10	8.0
Holy Cross	11/29/2024	*	27:30	6-9	.667	2-2	1.000	2-2	1.000	0	3	3	2.1	1	1	0	0	1	16	9.1
at Florida	12/04/2024	*	26:33	3-9	.333	1-1	1.000	0-0	.000	0	1	1	2.0	3	2	2	0	0	7	8.9
at SMU	12/07/2024	*	07:04	1-3	.333	0-0	.000	0-0	.000	0	1	1	1.9	0	1	1	0	1	2	8.1
Memphis	12/18/2024	*	30:45	2-11	.182	0-4	.000	4-6	.667	0	5	5	2.2	4	4	0	0	1	8	8.1
American	12/22/2024	*	21:53	2-4	.500	1-1	1.000	0-0	.000	0	0	0	2.0	1	1	0	1	0	5	7.8
Totals		10	281:32	29-74	.392	11-23	.478	17-20	.850	3	19	22	2.0	23	22	16	3	7	86	7.8

### Player Averages

Games Played	Minutes/ game	Points/ game	FG Pct	3FG Pct	FT Pct	Rebounds/ game	Assists/ game	Turnovers/ game	Assist/Turnover ratio	Steals/ game	Blocks/ game
11	25.6	7.8	39.2	47.8	85.0	2.0	2.0	1.5	1.4	0.6	0.3



# 9 ISHAN SHARMA

Fr. • G • 6-5 • 192 • Milton, Ont. • Fort Erie International Academy

## 2024-25 SEASON

- Drilled two 3-pointers along with three rebounds and two assists in collegiate debut vs. Campbell (11/6/24)
- Scored two points vs. No. 22 St. John's (11/22/24)
- Collected four rebounds and four assists vs. Holy Cross (11/29/24)
- Recorded three points and four rebounds in ACC opener

at SMU (12/7/24)  
• Tallied 12 points (4 of 7 3FGs), five rebounds and three assists vs. Bethune-Cookman (12/12/24)

## CAREER STATS/SINGLE-GAME HIGHS

		Field Goals				3-Point		F-Throws		Rebounds				Scoring						
SEASON	TEAM	GP-GS	MIN/AVG	FG-FGA	FG%	3FG-3FGA	3FG%	FT-FTA	FT%	OFF	DEF	TOT	AVG	PF-FO	A	TO	BLK	STL	PTS	AVG
2024-25	Uva	11-0	123/11.2	8-28	.286	7-24	.292	1-2	.500	2	19	21	1.9	7-0	12	4	2	4	24	2.2
TOTAL		11-0	123/11.2	8-28	.286	7-24	.292	1-2	.500	2	19	21	1.9	7-0	12	4	2	4	24	2.2

### Single Game Highs

Statistic	Value	
Points	12	vs Bethune-Cookman 12/12/24
Rebounds	5	vs Bethune-Cookman 12/12/24
Assists	4	vs Holy Cross 11/29/24
Steals	1	4 times
Blocks	1	vs Campbell 11/06/24, vs American 12/22/24
FG Made	4	vs Bethune-Cookman 12/12/24
FG Attempts	7	vs Bethune-Cookman 12/12/24
3FG Made	4	vs Bethune-Cookman 12/12/24
3FG Attempts	7	vs Bethune-Cookman 12/12/24
FT Made	1	vs Villanova 11/15/24
FT Attempts	2	vs Villanova 11/15/24

## 2024-25 SHARMA GAME-BY-GAME

Opponent	Date	GS	MIN	Total		3-Pointers		Free throws		Rebounds				Other Stats						
				FG-FGA	PCT	3FG-3FGA	PCT	FT-FTA	PCT	OFF	DEF	TOT	AVG	PF	A	TO	BLK	STL	PTS	AVG
Campbell	11/06/2024		08:58	2-3	.667	2-2	1.000	0-0	.000	0	3	3	3.0	0	2	0	1	0	6	6.0
Coppin St.	11/11/2024		18:23	0-6	.000	0-5	.000	0-0	.000	0	1	1	2.0	1	3	1	0	0	0	3.0
vs Villanova	11/15/2024		09:54	0-1	.000	0-1	.000	1-2	.500	0	0	0	1.3	0	0	0	0	1	1	2.3
vs Tennessee	11/21/2024		05:19	0-0	.000	0-0	.000	0-0	.000	0	0	0	1.0	2	0	0	0	0	0	1.8
vs St. John's (NY)	11/22/2024		05:35	1-4	.250	0-3	.000	0-0	.000	0	0	0	0.8	0	0	0	0	0	2	1.8
Holy Cross	11/29/2024		09:36	0-1	.000	0-1	.000	0-0	.000	0	4	4	1.3	0	4	0	0	0	0	1.5
at Florida	12/04/2024		04:35	0-0	.000	0-0	.000	0-0	.000	1	0	1	1.3	0	0	0	0	0	0	1.3
at SMU	12/07/2024		15:22	1-3	.333	1-2	.500	0-0	.000	0	4	4	1.6	3	0	1	0	1	3	1.5
Bethune-Cookman	12/12/2024		25:36	4-7	.571	4-7	.571	0-0	.000	1	4	5	2.0	0	3	1	0	1	12	2.7
Memphis	12/18/2024		11:51	0-2	.000	0-2	.000	0-0	.000	0	2	2	2.0	1	0	0	0	1	0	2.4
American	12/22/2024		08:18	0-1	.000	0-1	.000	0-0	.000	0	1	1	1.9	0	0	1	1	0	0	2.2
Totals		0	123:27	8-28	.286	7-24	.292	1-2	.500	2	19	21	1.9	7	12	4	2	4	24	2.2

## Player Averages

Games Played	Minutes/game	Points/game	FG Pct	3FG Pct	FT Pct	Rebounds/game	Assists/game	Turnovers/game	Assist/Turnover ratio	Steals/game	Blocks/game
11	11.2	2.2	28.6	29.2	50.0	1.9	1.1	0.4	3.0	0.4	0.2





# 10 TAINÉ MURRAY

Sr. • G • 6-5 • 208 • Auckland, N.Z. • Rosmini College

## 2024-25 SEASON

- Netted five points off the bench vs. Campbell (11/6/24)
- Scored three points vs. No. 11 Tennessee (11/21/24)
- Scored five points (2 of 2 FGs) vs. No. 22 St. John's (11/22/24)
- Handed out four assists vs. Holy Cross (11/29/24)
- Scored eight points (4 of 5 FGs) at No. 13 Florida

(12/4/24)

- Made third career start vs. Bethune-Cookman (12/12/24)
- Matched a career high with 14 points and one block vs. No. 21 Memphis (12/18/24)
- Scored 13 points (4 of 6 3FGs) vs. American (12/22/24)

## CAREER STATS/SINGLE-GAME HIGHS

SEASON	TEAM	GP-GS	MIN	AVG	Field Goals		3-Point		F-Throws		Rebounds		Scoring								
					FG-FGA	FG%	3FG-3FGA	3FG%	FT-FTA	FT%	OFF	DEF	TOT	AVG	PF-FO	A	TO	BLK	STL	PTS	AVG
2021-22	Uva	19-0	143	7.5	13-33	.394	8-23	.348	4-8	.500	6	11	17	0.9	14-0	2	4	1	2	38	2.0
2022-23	Uva	13-0	93	7.2	6-19	.316	2-12	.167	4-6	.667	0	12	12	0.9	5-0	3	3	2	0	18	1.4
2023-24	Uva	33-2	448	13.6	40-83	.482	18-40	.450	11-18	.611	4	36	40	1.2	22-0	29	8	4	6	109	3.3
2024-25	Uva	11-1	225	20.5	19-42	.452	6-16	.375	6-7	.857	1	14	15	1.4	11-0	14	12	1	2	50	4.5
TOTAL		76-3	910	12.0	78-177	.441	34-91	.374	25-39	.641	11	73	84	1.1	52-0	48	27	8	10	215	2.8

### Single Game Highs

Statistic	Value
Points	14 vs Memphis 12/18/24, vs Iowa 11/29/21
Rebounds	4 4 times
Assists	4 vs Miami (FL) 02/05/24, vs Holy Cross 11/29/24, vs Notre Dame 01/31/24
Steals	2 at SMU 12/07/24
Blocks	1 8 times
FG Made	5 5 times
FG Attempts	10 vs Georgia Tech 03/09/24
3FG Made	4 vs Iowa 11/29/21
3FG Attempts	6 vs Iowa 11/29/21
FT Made	3 vs Memphis 12/18/24, vs NC State 01/24/24
FT Attempts	4 vs NC State 01/24/24

## 2024-25 MURRAY GAME-BY-GAME

Opponent	Date	GS	MIN	Total		3-Pointers		Free throws		Rebounds				PF	A	TO	BLK	STL	PTS	AVG
				FG-FGA	PCT	3FG-3FGA	PCT	FT-FTA	PCT	OFF	DEF	TOT	AVG							
Campbell	11/06/2024		18:18	2-5	.400	0-0	.000	1-2	.500	0	1	1	1.0	1	0	0	0	0	5	5.0
Coppin St.	11/11/2024		18:35	0-2	.000	0-2	.000	0-0	.000	0	1	1	1.0	2	0	6	0	0	0	2.5
vs Tennessee	11/21/2024		09:26	1-4	.250	1-2	.500	0-0	.000	1	1	2	1.3	0	1	0	0	0	3	2.7
vs St. John's (NY)	11/22/2024		12:48	2-2	1.000	1-1	1.000	0-0	.000	0	1	1	1.3	0	1	2	0	0	5	3.3
Manhattan	11/26/2024		15:46	0-0	.000	0-0	.000	0-0	.000	0	0	0	1.0	2	2	0	0	0	0	2.6
Holy Cross	11/29/2024		20:43	0-3	.000	0-1	.000	0-0	.000	0	1	1	1.0	0	4	1	0	0	0	2.2
at Florida	12/04/2024		25:32	4-5	.800	0-1	.000	0-0	.000	0	3	3	1.3	0	0	1	0	0	8	3.0
at SMU	12/07/2024		25:47	1-2	.500	0-1	.000	0-0	.000	0	4	4	1.6	3	1	1	0	2	2	2.9
Bethune-Cookman	12/12/2024	*	26:36	0-4	.000	0-2	.000	0-0	.000	0	2	2	1.7	2	2	1	0	0	0	2.6
Memphis	12/18/2024		26:23	5-9	.556	1-2	.500	3-3	1.000	0	0	0	1.5	1	1	0	1	0	14	3.7
American	12/22/2024		25:14	4-6	.667	3-4	.750	2-2	1.000	0	0	0	1.4	0	2	0	0	0	13	4.5
Totals		1	225:08	19-42	.452	6-16	.375	6-7	.857	1	14	15	1.4	11	14	12	1	2	50	4.5

## Player Averages

Games Played	Minutes/game	Points/game	FG Pct	3FG Pct	FT Pct	Rebounds/game	Assists/game	Turnovers/game	Assist/Turnover ratio	Steals/game	Blocks/game
11	20.5	4.5	45.2	37.5	85.7	1.4	1.3	1.1	1.2	0.2	0.1



# 11 ISAAC MCKNEELY

Jr. • G • 6-4 • 195 • Poca, W.Va. • Poca

## 2024-25 SEASON

- Tallied 11 points vs. Campbell (11/6/24)
- Drilled four 3-pointers en route to 14 points vs. Coppin State (11/11/24)
- Scored 23 points on 8 of 9 FGs, including a school-record 6 of 6 from 3-point range
- Collected 10 points and four rebounds vs. No. 22 St. John's

(11/22/24)

- Scored team-high 18 points along with five rebounds vs. Manhattan (11/26/24)
- Collected 13 points, three rebounds, three assists and one steal vs. Holy Cross (11/29/24)
- Scored 12 points (4 of 8 3FGs) and had career highs in rebounds (7) and assists (5) at No. 13 Florida (12/4/24)
- Tallied 17 points (4 of 8 3FGs) in ACC opener at SMU (12/7/24)
- Scored 11 points (3 of 8 3FGs) vs. American (12/22/24)

## CAREER STATS/SINGLE-GAME HIGHS

		Field Goals				3-Point		F-Throws		Rebounds				Scoring							
SEASON	TEAM	GP-GS	MIN/AVG	FG-FGA	FG%	3FG-3FGA	3FG%	FT-FTA	FT%	OFF	DEF	TOT	AVG	PF-FO	A	TO	BLK	STL	PTS	AVG	
2022-23	Uva	33-1	708/21.5	77-182	.423	51-130	.392	17-24	.708	7	66	73	2.2	44-0	23	21	4	12	222	6.7	
2023-24	Uva	33-33	1068/32.4	137-335	.409	81-182	.445	50-59	.847	5	94	99	3.0	48-0	54	32	5	19	405	12.3	
2024-25	Uva	12-12	409/34.1	46-107	.430	34-76	.447	19-27	.704	2	45	47	3.9	15	36	21	2	11	145	12.1	
TOTAL		78-46	2185/28.0	260-624	.417	166-388	.428	86-110	.782	14	205	219	2.8	107-0	113	74	11	42	772	9.9	

### Single Game Highs


Statistic	Value	
Points	29	at Florida St. 02/10/24
Rebounds	7	at Florida 12/04/24
Assists	5	at Florida 12/04/24, vs Memphis 12/18/24
Steals	3	vs Coppin St. 11/11/24
Blocks	2	vs Wake Forest 02/17/24, vs NC State 02/07/23
FG Made	8	5 times
FG Attempts	16	vs NC State 01/24/24
3FG Made	6	4 times
3FG Attempts	9	5 times
FT Made	8	at Florida St. 02/10/24
FT Attempts	9	at Florida St. 02/10/24

## 2024-25 MCKNEELY GAME-BY-GAME

Opponent	Date	GS	MIN	Total		3-Pointers		Free throws		Rebounds				PF	A	TO	BLK	STL	PTS	AVG
				FG-FGA	PCT	3FG-3FGA	PCT	FT-FTA	PCT	OFF	DEF	TOT	AVG							
Campbell	11/06/2024	*	35:19	4-6	.667	1-3	.333	2-2	1.000	0	2	2	2.0	2	2	1	0	1	11	11.0
Coppin St.	11/11/2024	*	30:12	4-10	.400	4-8	.500	2-3	.667	0	6	6	4.0	0	3	0	1	3	14	12.5
vs Villanova	11/15/2024	*	36:20	8-9	.889	6-6	1.000	1-1	1.000	0	2	2	3.3	2	2	2	0	1	23	16.0
vs Tennessee	11/21/2024	*	35:31	1-6	.167	1-3	.333	1-3	.333	0	3	3	3.3	2	3	2	0	0	4	13.0
vs St. John's (NY)	11/22/2024	*	29:10	3-9	.333	3-9	.333	1-1	1.000	1	3	4	3.4	0	3	4	0	1	10	12.4
Manhattan	11/26/2024	*	37:19	5-10	.500	3-4	.750	5-6	.833	0	5	5	3.7	2	2	1	0	2	18	13.3
Holy Cross	11/29/2024	*	30:56	4-11	.364	3-9	.333	2-3	.667	1	2	3	3.6	1	3	1	0	1	13	13.3
at Florida	12/04/2024	*	35:51	4-10	.400	4-8	.500	0-1	.000	0	7	7	4.0	2	5	3	0	0	12	13.1
at SMU	12/07/2024	*	34:13	5-12	.417	4-8	.500	3-3	1.000	0	3	3	3.9	2	3	3	0	0	17	13.6
Bethune-Cookman	12/12/2024	*	30:36	2-7	.286	1-6	.167	2-2	1.000	0	3	3	3.8	2	4	3	1	1	7	12.9
Memphis	12/18/2024	*	35:59	2-7	.286	1-4	.250	0-0	.000	0	4	4	3.8	0	5	0	0	1	5	12.2
American	12/22/2024	*	37:11	4-10	.400	3-8	.375	0-2	.000	0	5	5	3.9	0	1	1	0	0	11	12.1
Totals		12	408:37	46-107	.430	34-76	.447	19-27	.704	2	45	47	3.9	15	36	21	2	11	145	12.1

### Player Averages

Games Played	Minutes/game	Points/game	FG Pct	3FG Pct	FT Pct	Rebounds/game	Assists/game	Turnovers/game	Assist/Turnover ratio	Steals/game	Blocks/game
12	34.1	12.1	43.0	44.7	70.4	3.9	3.0	1.8	1.7	0.9	0.2



# 21 ANTHONY ROBINSON

R-Fr. • F/C • 6-10 • 250 • Peachtree City, Ga. • Christ School (N.C.)

## 2024-25 SEASON

- Recorded two points, two rebounds and one blocked shot in collegiate debut vs. Coppin State (11/11/24)
- Scored four points vs. No. 11 Tennessee (11/21/24)
- Played a season-high eight minutes vs. No. 22 St. John's (11/22/24)
- Scored two points (2 of 2 FTs) vs. Holy Cross (11/29/24)
- Scored three points at No. 13 Florida (12/4/24)
- Hauled down six rebounds in 10 minutes vs. No. 21 Memphis (12/18/24)

## CAREER STATS/SINGLE-GAME HIGHS

		Field Goals				3-Point		F-Throws		Rebounds								Scoring	
SEASON TEAM	GP-GS	MIN/AVG	FG-FGA	FG%	3FG-3FGA	3FG%	FT-FTA	FT%	OFF	DEF	TOT	AVG	PF-FO	A	TO	BLK	STL	PTS	AVG
2024-25	UVa	8-0	33/4.1	4-7	.571	0-0	.000	6-12	.500	3	8	11	1.4	3-0	0	5	1	14	1.8
TOTAL		8-0	33/4.1	4-7	.571	0-0	.000	6-12	.500	3	8	11	1.4	3-0	0	5	1	14	1.8

### Single Game Highs

Statistic	Value
Points	4 vs Tennessee 11/21/24
Rebounds	6 vs Memphis 12/18/24
Steals	1 vs Memphis 12/18/24
Blocks	2 vs Memphis 12/18/24
FG Made	1 4 times
FG Attempts	3 vs Memphis 12/18/24
FT Made	2 vs Holy Cross 11/29/24, vs Tennessee 11/21/24
FT Attempts	6 vs St. John's (NY) 11/22/24

## 2024-25 ROBINSON GAME-BY-GAME

Opponent	Date	GS	MIN	Total		3-Pointers		Free throws		Rebounds											
				FG-FGA	PCT	3FG-3FGA	PCT	FT-FTA	PCT	OFF	DEF	TOT	AVG	PF	A	TO	BLK	STL	PTS	AVG	
Coppin St.	11/11/2024		04:31	1-1	1.000	0-0	.000	0-0	.000	0	2	2	2.0	0	0	0	1	0	2	2.0	
vs Tennessee	11/21/2024		01:57	1-2	.500	0-0	.000	2-2	1.000	0	0	0	1.0	0	0	0	1	0	4	3.0	
vs St. John's (NY)	11/22/2024		08:13	0-0	.000	0-0	.000	1-6	.167	1	0	1	1.0	1	0	0	0	0	1	2.3	
Holy Cross	11/29/2024		02:16	0-0	.000	0-0	.000	2-2	1.000	0	0	0	0.8	1	0	0	1	0	2	2.3	
at Florida	12/04/2024		02:35	1-1	1.000	0-0	.000	1-1	1.000	1	0	1	0.8	0	0	0	0	0	3	2.4	
at SMU	12/07/2024		02:24	0-0	.000	0-0	.000	0-0	.000	0	1	1	0.8	0	0	0	0	0	0	2.0	
Bethune-Cookman	12/12/2024		00:30	0-0	.000	0-0	.000	0-0	.000	0	0	0	0.7	0	0	0	0	0	0	1.7	
Memphis	12/18/2024		10:28	1-3	.333	0-0	.000	0-1	.000	1	5	6	1.4	1	0	0	2	1	2	1.8	
Totals		0	32:54	4-7	.571	0-0	.000	6-12	.500	3	8	11	1.4	3	0	0	5	1	14	1.8	

## Player Averages

Games Played	Minutes/ game	Points/ game	FG Pct	3FG Pct	FT Pct	Rebounds/ game	Assists/ game	Turnovers/ game	Assist/Turnover ratio	Steals/ game	Blocks/ game
8	4.1	1.8	57.1	0.0	50.0	1.4	0.0	0.0	0.0	0.1	0.6





(12/18/24)

# 23 TJ POWER

So. • F • 6-9 • 221 • Shrewsbury, Mass. • Duke

## 2024-25 SEASON

- Tallied three points and three rebounds in first collegiate start in UVA debut vs. Campbell (11/6/24)
- Scored five points (2 of 2 FGs) vs. Villanova (11/15/24)
- Scored three points vs. No. 22 St. John's (11/22/24), Manhattan (11/26/24) and SMU (12/7/24)
- Chipped in two assists and one block vs. No. 21 Memphis

## CAREER STATS/SINGLE-GAME HIGHS

		Field Goals		3-Point		F-Throws		Rebounds				Scoring								
SEASON	TEAM	GP-GS	MIN/AVG	FG-FGA	FG%	3FG-3FGA	3FG%	FT-FTA	FT%	OFF	DEF	TOT	AVG	PF-FO	A	TO	BLK	STL	PTS	AVG
2023-24	DU	26-0	181/7.0	17-51	.333	15-42	.357	6-7	.857	5	14	19	0.7	13-0	5	4	3	5	55	2.1
2024-25	UVa	12-5	155/12.9	8-35	.229	6-26	.231	2-2	1.000	2	15	17	1.4	6-0	10	7	4	2	24	2.0
TOTAL FOR UVa		12-5	155/12.9	8-35	.229	6-26	.231	2-2	1.000	2	15	17	1.4	6-0	10	7	4	2	24	2.0
TOTAL		38-5	336/8.8	25-86	.291	21-68	.309	8-9	.889	7	29	36	0.9	19-0	15	11	7	7	79	2.1

### Single Game Highs

Statistic	Value
Points	9 vs La Salle 11/21/23
Rebounds	6 vs Coppin St. 11/11/24
Assists	2 vs Holy Cross 11/29/24, vs Memphis 12/18/24
Steals	2 vs Queens (NC) 12/30/23
Blocks	1 7 times
FG Made	3 vs La Salle 11/21/23
FG Attempts	6 vs Coppin St. 11/11/24
3FG Made	3 vs La Salle 11/21/23
3FG Attempts	6 vs Coppin St. 11/11/24
FT Made	2 4 times
FT Attempts	3 vs North Carolina 03/09/24

## 2024-25 POWER GAME-BY-GAME

Opponent	Date	GS	MIN	Total		3-Pointers		Free throws		Rebounds				PF	A	TO	BLK	STL	PTS	AVG
				FG-FGA	PCT	3FG-3FGA	PCT	FT-FTA	PCT	OFF	DEF	TOT	AVG							
Campbell	11/06/2024	*	19:14	1-3	.333	1-2	.500	0-0	.000	0	3	3	3.0	1	1	0	0	1	3	3.0
Coppin St.	11/11/2024	*	20:28	1-6	.167	1-6	.167	0-0	.000	0	6	6	4.5	0	1	1	1	0	3	3.0
vs Villanova	11/15/2024	*	14:30	2-2	1.000	1-1	1.000	0-0	.000	0	1	1	3.3	1	1	2	0	0	5	3.7
vs Tennessee	11/21/2024	*	20:14	0-4	.000	0-3	.000	0-0	.000	0	2	2	3.0	0	0	1	1	0	0	2.8
vs St. John's (NY)	11/22/2024	*	19:08	1-5	.200	1-4	.250	0-0	.000	0	0	0	2.4	1	1	1	0	0	3	2.8
Manhattan	11/26/2024		06:16	1-2	.500	1-2	.500	0-0	.000	0	0	0	2.0	0	0	0	0	1	3	2.8
Holy Cross	11/29/2024		14:14	0-1	.000	0-1	.000	0-0	.000	0	3	3	2.1	1	2	0	0	0	0	2.4
at Florida	12/04/2024		05:30	0-1	.000	0-1	.000	0-0	.000	0	0	0	1.9	0	0	0	0	0	0	2.1
at SMU	12/07/2024		10:28	1-3	.333	1-2	.500	0-0	.000	0	0	0	1.7	1	0	1	0	0	3	2.2
Bethune-Cookman	12/12/2024		10:12	0-2	.000	0-1	.000	0-0	.000	1	0	1	1.6	0	1	0	1	0	0	2.0
Memphis	12/18/2024		10:25	0-3	.000	0-2	.000	2-2	1.000	0	0	0	1.5	1	2	1	1	0	2	2.0
American	12/22/2024		04:27	1-3	.333	0-1	.000	0-0	.000	1	0	1	1.4	0	1	0	0	0	2	2.0
Totals		5	155:06	8-35	.229	6-26	.231	2-2	1.000	2	15	17	1.4	6	10	7	4	2	24	2.0

## Player Averages

Games Played	Minutes/game	Points/game	FG Pct	3FG Pct	FT Pct	Rebounds/game	Assists/game	Turnovers/game	Assist/Turnover ratio	Steals/game	Blocks/game
12	12.9	2.0	22.9	23.1	100.0	1.4	0.8	0.6	1.4	0.2	0.3



# 2024-25 Virginia Men's Basketball Combined Team Statistics All games

Page 1/1  
as of Dec 22, 2024

## Game Records

Record	Overall	Home	Away	Neutral
ALL GAMES	7-5	6-1	0-2	1-2
CONFERENCE	0-1	0-0	0-1	0-0
NON-CONFERENCE	7-4	6-1	0-1	1-2

## Score by Periods

Team	1st	2nd	OT	TOT
Virginia	360	379	0	739
Opponents	320	404	0	724

## Team Box Score

No.	Player				Total		3-Point		F-Throw		Rebounds															
		GP-GS	MIN	AVG	FG-FGA	FG%	3FG-3FGA	3FG%	FT-FTA	FT%	OFF	DEF	TOT	AVG	PF	DQ	A	TO	BLK	STL	PTS	AVG				
11	MCKNEELY, Isaac	12-12	408:37	34.1	46-107	.430	34-76	.447	19-27	.704	2	45	47	3.9	15	0	36	21	2	11	145	12.1				
2	SAUNDERS, Elijah	12-12	337:42	28.1	48-105	.457	12-31	.387	28-34	.824	14	49	63	5.3	26	1	9	17	4	5	136	11.3				
4	ROHDE, Andrew	11-8	308:15	28.0	33-70	.471	13-29	.448	12-15	.800	0	21	21	1.9	15	0	31	29	2	11	91	8.3				
5	COFIE, Jacob	12-2	261:41	21.8	40-78	.513	7-25	.280	12-14	.857	23	51	74	6.2	26	0	18	11	12	10	99	8.3				
7	AMES, Dai Dai	11-10	281:32	25.6	29-74	.392	11-23	.478	17-20	.850	3	19	22	2.0	23	1	22	16	3	7	86	7.8				
0	BUCHANAN, Blake	12-10	255:07	21.3	28-54	.519	0-2	.000	12-26	.462	27	34	61	5.1	31	1	20	11	16	8	68	5.7				
10	MURRAY, Taine	11-1	225:08	20.5	19-42	.452	6-16	.375	6-7	.857	1	14	15	1.4	11	0	14	12	1	2	50	4.5				
9	SHARMA, Ishan	11-0	123:27	11.2	8-28	.286	7-24	.292	1-2	.500	2	19	21	1.9	7	0	12	4	2	4	24	2.2				
23	POWER, TJ	12-5	155:06	12.9	8-35	.229	6-26	.231	2-2	1.000	2	15	17	1.4	6	0	10	7	4	2	24	2.0				
21	ROBINSON, Anthony	8-0	32:54	4.1	4-7	.571	0-0	.000	6-12	.500	3	8	11	1.4	3	0	0	0	5	1	14	1.8				
13	ROBERTS, Desmond	4-0	05:42	1.4	0-2	.000	0-0	.000	2-2	1.000	1	2	3	0.8	0	0	0	0	0	0	2	0.5				
25	BENNETT, Eli	1-0	00:30	0.5	0-0	.000	0-0	.000	0-0	.000	0	0	0	0.0	0	0	0	0	0	1	0	0.0				
8	WALKER, Bryce	3-0	04:19	1.4	0-1	.000	0-1	.000	0-0	.000	0	0	0	0.0	0	0	0	1	0	0	0	0.0				
Team											9	25	34					13								
Total		12	2400		263-603	.436	96-253	.379	117-161	.727	87	302	389	32.4	163	3	172	142	51	62	739	61.6				
Opponents		12	2400		260-661	.393	96-300	.320	108-149	.725	113	273	386	32.2	167	2	136	116	31	84	724	60.3				

## Team Statistics

	UVA	OPP
<b>Scoring</b>	<b>739</b>	<b>724</b>
Points per game	61.6	60.3
Scoring margin	+1.3	-
<b>Field goals-att</b>	<b>263-603</b>	<b>260-661</b>
Field goal pct	.436	.393
<b>3 point fg-att</b>	<b>96-253</b>	<b>96-300</b>
3-point FG pct	.379	.320
3-pt FG made per game	8.0	8.0
<b>Free throws-att</b>	<b>117-161</b>	<b>108-149</b>
Free throw pct	.727	.725
F-Throws made per game	9.8	9.0
<b>Rebounds</b>	<b>389</b>	<b>386</b>
Rebounds per game	32.4	32.2
Rebounding margin	+0.3	-
<b>Assists</b>	<b>172</b>	<b>136</b>
Assists per game	14.3	11.3
<b>Turnovers</b>	<b>142</b>	<b>116</b>
Turnovers per game	11.8	9.7
Turnover margin	-2.2	-
Assist/turnover ratio	1.2	1.2
<b>Steals</b>	<b>62</b>	<b>84</b>
Steals per game	5.2	7.0
<b>Blocks</b>	<b>51</b>	<b>31</b>
Blocks per game	4.3	2.6
<b>Winning streak</b>	<b>1</b>	<b>-</b>
Home win streak	1	-
<b>Attendance</b>	<b>89056</b>	<b>14373</b>
Home games-Avg/Game	7-12722	2-7187
Neutral site-Avg/Game	-	3-2315

## Team Results

Date	Opponent		Score	Att.
11/06/2024	Campbell	W	65-56	13414
11/11/2024	Coppin St.	W	62-45	13294
11/15/2024	vs Villanova	W	70-60	4868
11/21/2024	vs Tennessee	L	42-64	2077
11/22/2024	vs St. John's (NY)	L	55-80	0
11/26/2024	Manhattan	W	74-65	12347
11/29/2024	Holy Cross	W	67-41	13488
12/04/2024	at Florida	L	69-87	9184
12/07/2024	at SMU	L	51-63	5189
12/12/2024	Bethune-Cookman	W	59-41	12021
12/18/2024	Memphis	L	62-64	12108
12/22/2024	American	W	63-58	12384



# 2024-25 Virginia Men's Basketball Combined Team Statistics In Conference games

Page 1/1  
as of Dec 09, 2024

## Game Records

Record	Overall	Home	Away	Neutral
ALL GAMES	0-1	0-0	0-1	0-0
CONFERENCE	0-1	0-0	0-1	0-0
NON-CONFERENCE	0-0	0-0	0-0	0-0

## Score by Periods

Team	1st	2nd	OT	TOT
Virginia	28	23	0	51
Opponents	30	33	0	63

## Team Box Score

No.	Player				Total		3-Point		F-Throw		Rebounds											
		GP-GS	MIN	AVG	FG-FGA	FG%	3FG-3FGA	3FG%	FT-FTA	FT%	OFF	DEF	TOT	AVG	PF	DQ	A	TO	BLK	STL	PTS	AVG
11	MCKNEELY, Isaac	1-1	34:13	34.2	5-12	.417	4-8	.500	3-3	1.000	0	3	3	3.0	2	0	3	3	0	0	17	17.0
4	ROHDE, Andrew	1-1	30:34	30.6	3-8	.375	1-2	.500	2-2	1.000	0	2	2	2.0	2	0	3	4	0	1	9	9.0
5	COFIE, Jacob	1-0	24:22	24.4	3-6	.500	1-2	.500	1-1	1.000	1	1	2	2.0	2	0	3	0	2	0	8	8.0
0	BUCHANAN, Blake	1-1	24:34	24.6	1-4	.250	0-0	.000	2-2	1.000	1	2	3	3.0	2	0	0	2	0	2	4	4.0
2	SAUNDERS, Elijah	1-1	25:12	25.2	0-6	.000	0-2	.000	3-4	.750	0	3	3	3.0	4	0	0	0	0	1	3	3.0
23	POWER, TJ	1-0	10:28	10.5	1-3	.333	1-2	.500	0-0	.000	0	0	0	0.0	1	0	0	1	0	0	3	3.0
9	SHARMA, Ishan	1-0	15:22	15.4	1-3	.333	1-2	.500	0-0	.000	0	4	4	4.0	3	0	0	1	0	1	3	3.0
10	MURRAY, Taine	1-0	25:47	25.8	1-2	.500	0-1	.000	0-0	.000	0	4	4	4.0	3	0	1	1	0	2	2	2.0
7	AMES, Dai Dai	1-1	07:04	7.1	1-3	.333	0-0	.000	0-0	.000	0	1	1	1.0	0	0	1	1	0	1	2	2.0
21	ROBINSON, Anthony	1-0	02:24	2.4	0-0	.000	0-0	.000	0-0	.000	0	1	1	1.0	0	0	0	0	0	0	0	0.0
Team											1	1	2					1				
Total		1	200		16-47	.340	8-19	.421	11-12	.917	3	22	25	25.0	19	0	11	14	2	8	51	51.0
Opponents		1	200		21-49	.429	6-24	.250	15-20	.750	8	28	36	36.0	15	0	13	12	2	8	63	63.0

## Team Statistics

	UVA	OPP
Scoring	51	63
Points per game	51.0	63.0
Scoring margin	-12.0	-
Field goals-att	16-47	21-49
Field goal pct	.340	.429
3 point fg-att	8-19	6-24
3-point FG pct	.421	.250
3-pt FG made per game	8.0	6.0
Free throws-att	11-12	15-20
Free throw pct	.917	.750
F-Throws made per game	11.0	15.0
Rebounds	25	36
Rebounds per game	25.0	36.0
Rebounding margin	-11.0	-
Assists	11	13
Assists per game	11.0	13.0
Turnovers	14	12
Turnovers per game	14.0	12.0
Turnover margin	-2.0	-
Assist/turnover ratio	0.8	1.1
Steals	8	8
Steals per game	8.0	8.0
Blocks	2	2
Blocks per game	2.0	2.0
Winning streak	0	-
Home win streak	0	-
Attendance	0	5189
Home games-Avg/Game	0-0	1-5189
Neutral site-Avg/Game	-	0-0

## Team Results

Date	Opponent		Score	Att.
12/07/2024	at SMU	L	51-63	5189



2024-25 Virginia Men's Basketball  
Team Game-by-Game  
All games

Page 1/1  
as of Dec 22, 2024

				Total		3-Pointers		Free throws		Rebounds											
Opponent	Date	Score		FG-FGA	PCT	3FG-3FGA	PCT	FT-FTA	PCT	OFF	DEF	TOT	AVG	PF	A	TO	BLK	STL	PTS	AVG	
Campbell	11/06/2024	65-56	W	24-42	.571	6-13	.462	11-18	.611	4	28	32	32.0	14	17	11	6	3	65	65.0	
Coppin St.	11/11/2024	62-45	W	21-52	.404	9-27	.333	11-12	.917	6	33	39	35.5	13	14	12	11	7	62	63.5	
vs Villanova	11/15/2024	70-60	W	25-49	.510	14-25	.560	6-9	.667	3	24	27	32.7	16	14	12	1	6	70	65.7	
vs Tennessee	11/21/2024	42-64	L	14-49	.286	6-20	.300	8-11	.727	11	23	34	33.0	15	9	18	5	0	42	59.8	
vs St. John's (NY)	11/22/2024	55-80	L	18-45	.400	9-28	.321	10-18	.556	6	20	26	31.6	9	12	16	1	4	55	58.8	
Manhattan	11/26/2024	74-65	W	29-54	.537	6-14	.429	10-15	.667	7	21	28	31.0	13	15	8	2	12	74	61.3	
Holy Cross	11/29/2024	67-41	W	24-55	.436	9-25	.360	10-12	.833	9	28	37	31.9	10	20	6	4	4	67	62.1	
at Florida	12/04/2024	69-87	L	26-57	.456	8-21	.381	9-10	.900	13	21	34	32.1	17	14	15	2	2	69	63.0	
at SMU	12/07/2024	51-63	L	16-47	.340	8-19	.421	11-12	.917	3	22	25	31.3	19	11	14	2	8	51	61.7	
Bethune-Cookman	12/12/2024	59-41	W	22-50	.440	7-23	.304	8-12	.667	10	33	43	32.5	8	15	11	7	4	59	61.4	
Memphis	12/18/2024	62-64	L	21-53	.396	6-19	.316	14-18	.778	9	22	31	32.4	19	14	11	7	8	62	61.5	
American	12/22/2024	63-58	W	23-50	.460	8-19	.421	9-14	.643	6	27	33	32.4	10	17	8	3	4	63	61.6	
Total		739		263-603	.436	96-253	.379	117-161	.727	87	302	389	32.4	163	172	142	51	62	739	61.6	
Opponents		724		260-661	.393	96-300	.320	108-149	.725	113	273	386	32.2	167	136	116	31	84	724	60.3	

Virginia Averages

Games Played	Points/game	FG Pct	3FG Pct	FT Pct	Rebounds/game	Assists/game	Turnovers/game	Assist/Turnover ratio	Steals/game	Blocks/game
12	61.6	43.6	37.9	72.7	32.4	14.3	11.8	1.2	5.2	4.3





2024-25 Virginia Men's Basketball  
Opponents Game-by-Game  
All games

Page 1/1  
as of Dec 22, 2024

				Total		3-Pointers		Free throws		Rebounds											
Opponent	Date	Score		FG-FGA	PCT	3FG-3FGA	PCT	FT-FTA	PCT	OFF	DEF	TOT	AVG	PF	A	TO	BLK	STL	PTS	AVG	
Campbell	11/06/2024	65-56	W	21-56	.375	11-29	.379	3-4	.750	7	18	25	25.0	17	14	9	1	7	56	56.0	
Coppin St.	11/11/2024	62-45	W	14-50	.280	4-19	.211	13-16	.813	4	26	30	27.5	8	7	10	1	8	45	50.5	
vs Villanova	11/15/2024	70-60	W	19-54	.352	9-32	.281	13-17	.765	12	22	34	29.7	14	8	13	0	8	60	53.7	
vs Tennessee	11/21/2024	42-64	L	25-66	.379	9-25	.360	5-10	.500	18	25	43	33.0	12	11	7	7	8	64	56.3	
vs St. John's (NY)	11/22/2024	55-80	L	32-61	.525	10-24	.417	6-10	.600	11	23	34	33.2	14	19	7	3	13	80	61.0	
Manhattan	11/26/2024	74-65	W	23-53	.434	11-26	.423	8-10	.800	10	21	31	32.8	17	11	14	1	2	65	61.7	
Holy Cross	11/29/2024	67-41	W	17-51	.333	5-22	.227	2-5	.400	7	23	30	32.4	15	7	11	2	4	41	58.7	
at Florida	12/04/2024	69-87	L	31-60	.517	10-25	.400	15-21	.714	11	19	30	32.1	12	14	6	3	9	87	62.3	
at SMU	12/07/2024	51-63	L	21-49	.429	6-24	.250	15-20	.750	8	28	36	32.6	15	13	12	2	8	63	62.3	
Bethune-Cookman	12/12/2024	59-41	W	17-55	.309	5-20	.250	2-6	.333	8	21	29	32.2	12	8	8	2	9	41	60.2	
Memphis	12/18/2024	62-64	L	21-56	.375	5-23	.217	17-21	.810	14	24	38	32.7	17	11	12	6	3	64	60.5	
American	12/22/2024	63-58	W	19-50	.380	11-31	.355	9-9	1.000	3	23	26	32.2	14	13	7	3	5	58	60.3	
Total		724		260-661	.393	96-300	.320	108-149	.725	113	273	386	32.2	167	136	116	31	84	724	60.3	
Virginia		739		263-603	.436	96-253	.379	117-161	.727	87	302	389	32.4	163	172	142	51	62	739	61.6	

Opponents Averages

Games Played	Points/game	FG Pct	3FG Pct	FT Pct	Rebounds/game	Assists/game	Turnovers/game	Assist/Turnover ratio	Steals/game	Blocks/game
12	60.3	39.3	32.0	72.5	32.2	11.3	9.7	1.2	7.0	2.6