VIRGINIA SOFTBALL

2025 VIRGINIA SOFTBALL
GAME NOTES

@UVASOFTBALL
#GoHoos

2025 SCHEDULE

FEBRUARY

GAMECOCK INVITATIONAL (Columbia, S.C.)

6	at South Carolina	L, 6-7
7	at South Carolina	L, 4-5 (8)
	vs. East Carolina	W, 4-2
8	vs. Toledo	W, 4-1
9	vs. Saint Francis	W, 12-0 (5)

SHRINERS CHILDREN'S INVITATIONAL (Clearwater, Fla.)

13	vs. #23 Kentucky	W, 4-1
14	vs. Auburn	L, 6-7 (8)
15	vs. #5 Texas A&M	L, 3-4 (8)
	vs. San Diego State	L, 2-6
16	vs. #4 UCLA	W, 7-6

MIZUNO CLASSIC (Charlottesville, Va.)

22	PENN	11 a.m.
	DELAWARE	1:30 PM
23	PENN	1:30 p.m.
	DELAWARE	4 p.m.
24	LONGWOOD	2:30 p.m.

PARTY AT PALMER INVITATIONAL (Charlottesville, Va.)

28	CORNELL	1:30 p.m.
	SETON HALL	4 p.m.

MARCH

1	SETON HALL	1:30 p.m.
	HOFSTRA	4 p.m.
2	HOFSTRA	1:30 p.m.
4	LONGWOOD	4 p.m.
7	at Virginia Tech*	6 p.m.
8	at Virginia Tech*	2 p.m.
9	at Virginia Tech*	12 p.m.
11	JMU	4 p.m.
14	BOSTON COLLEGE*	5 p.m.
15	BOSTON COLLEGE*	1 p.m.
16	BOSTON COLLEGE*	6 p.m.
18	GEORGE MASON	5 p.m.
21	CALIFORNIA*	5 p.m.
22	CALIFORNIA*	2 p.m.
23	CALIFORNIA*	1 p.m.
28	at Notre Dame*	5 p.m.
29	at Notre Dame*	1 p.m.
30	at Notre Dame*	12 p.m.

APRIL

1	MARYLAND	5 p.m.
4	at FSU*	6 p.m.
5	at FSU*	1 p.m.
6	at FSU*	12 p.m.
8	at Liberty	6 p.m.
11	SYRACUSE*	5 p.m.
12	SYRACUSE*	2 p.m.
13	SYRACUSE*	1 p.m.
15	RADFORD	5 p.m.
17	LOUISVILLE*	5 p.m.
18	LOUISVILLE*	5 p.m.
19	LOUISVILLE*	1 p.m.
22	at JMU	5 p.m.
25	at Stanford*	9 p.m. ET
26	at Stanford*	5 p.m. ET
27	at Stanford*	3 p.m. ET
30	LIBERTY*	6 p.m.

MAY

7-10	ACC Championships (Chestnut Hill, Mass.)	TBA
16-18	NCAA Regionals	
23-25	NCAA Super Regionals	
29- June 6	Women's College World Series	

VS.

5-5, 0-0 ACC
H: 0-0 A: 0-2 N: 05-3

CHARLOTTESVILLE, VA.
PALMER PARK

GAME COVERAGE

Live Video: ACCNX
Announcers: TBA
Live Stats: VirginiaSports.com

THIS WEEK'S SCHEDULE

Date	Time (ET)/Score	Opponent
Saturday, Feb. 22	11 a.m.	Penn
	1:30 p.m.	Delaware
Sunday, Feb. 23	1:30 p.m.	Penn
	4 p.m.	Delaware
Monday, Feb. 24	2:30 p.m.	Longwood

LEADING OFF

- The Cavaliers are coming off a hard-fought weekend at the Shriners Children's Clearwater Invitational with wins over No. 23 Kentucky and No. 4 UCLA, while also battling to one-run losses in extra innings against Auburn and No. 5 Texas A&M
- Each of the Cavaliers' opponents last week is now ranked among the top 25 nationally
- MC Eaton delivered the fireworks in the finale for the Hoos, delivering a two-run home run in the seventh inning to lift Virginia to a walk-off win over the storied UCLA Bruins
- Savanah Henley was clutch in the cirlce, posting a 2-1 record with wins over the nationally ranked Wildcats and Bruins and delivering a complete-game in the loss to No. 5 Texas A&M
- Bella Cabral led the Cavaliers at the plate with a .417 average for the weekend as she went 5-for-12 with three walks a hit by pitch and delivered a home run
- Sarah Coon tallied a pair of triples in the opening win over Kentucky, marking the first time since the 2015 season for a Virginia player to triple twice in a game
- Sydney Hartgrove hit her first career home run last weekend with a solo shot vs. Auburn
- The Cavaliers were involved in three walk-offs last weekend and on the season have had five games decided in walk-off fashion for half of the games coming down to the final at bat
- Virginia also went to extra innings twice last weekend - against Auburn and No. 5 Texas A&M - and have gone to extra innings four times and all of them against SEC teams
- The Cavaliers are home this week for the Mizuno Classic which will now run Saturday through Monday after inclement weather forced a change in the tournament schedule

HOO TO WATCH

SAVANAH HENLEY • GR. • LHP

- Went 2-1 at the Shriners Children's Clearwater Invitational with relief wins over #23 Kentucky and #4 UCLA
- Threw CG with career-high 8.0 innings pitched in start against #5 Texas A&M
- Struck out nine batters against the Aggies, the most as a Hoo and four off her career high of 13 against Minnesota in 2021
- Returned to the lineup after missing most of the 2024 season following injury sustained at UNC in second week of ACC play
- Has 140 strikeouts through 150.1 innings of work as a Cavaliers

CAVALIERS®

RECORD **WHEN**

Overall	5-5
Conference	0-0
Non-Conference	5-5
Home Games	0-0
Away Games	0-2
Neutral Site	5-3
Day Games	4-4
Night Games	1-1
vs. Left Starter	1-0
vs. Right Starter	4-5
1-Run Games	1-4
2-Run Games	1-0
5+ Run Games	1-0
Extra Innings	0-3
Shutouts	1-0
Scoring 0-2 Runs	0-1
Scoring 3-5 Runs	3-2
Scoring 6-9 Runs	1-3
Scoring 10+ Runs	0-0
Scored in 1st Inning	3-4
Opp. Scored in 1st	1-2
Scores First	4-4
Opp. Scores First	1-1
After 4 Leading	3-4
Trailing	1-1
Tied	1-0
After 5 Leading	2-4
Trailing	1-1
Tied	1-0
After 6 Leading	3-2
Trailing	1-1
Tied	0-2
Hit 0 Home Runs	4-3
1 Home Run	1-1
2+ Home Runs	0-1
Opp. Hit 0 Home Runs	4-3
1 Home Run	1-0
2+ Home Runs	0-2
Made 0 Errors	2-1
1 Error	3-1
2+ Errors	0-2
Opp. Made 0 Errors	1-1
1 Error	1-3
2+ Errors	3-1
Out-hit Opponent	4-1
Out-hit by Opponent	1-3
Hits are Tied	0-1
In Doubleheader	0-0
vs. Ranked Teams	2-1
On Monday	0-0
On Tuesday	0-0
On Wednesday	0-0
On Thursday	1-1
On Friday	1-2
On Saturday	1-2
On Sunday	2-0
In February	5-5
In March	0-0
In April	0-0
In May	0-0

IN THE **CIRCLE**

3 COURTNEY LANE | LHP | Jr. | Appomattox, Va. | Appomattox County

· Struck out career-high 7 and threw first career complete game against Saint Francis
· 3-2 in 2024 with win over UNCG, at JMU and at No. 3 Duke, losses at No. 11 Alabama, vs. No. 23 Clemson in ACC quarterfinal
· No. 35 overall recruit by Extra Inning Softball coming out of high school
· Helped Appomattox HS claim 2021 softball state championship with a perfect game

Pitches: Drop, Rise, Curve, Change



14 EDEN BIGHAM | RHP | Jr. | Rustburg, Va. | Rustburg

· Preseason All-ACC selection ranks 10th at UVA all-time in strikouts, seventh in shutouts
· All-ACC and All-Region selection last season with 16-8 record and six complete-game shutouts
· 3x ACC Pitcher of the Week selection for the Hoos last season, 5x so far in her career
· Had six complete-game shutouts and eight complete-game outings as a freshman
· Threw no-no in collegiate debut with nine strikeouts against Lamar (2/9) at Houston Invite

Pitches: Rise, Change, Curve, Drop



20 AVA HODGES | RHP | Fr. | Zebulon, N.C. | N. Raleigh Christian Academy

· Ranked No. 38 overall in the Extra Elite rankings released by Extra Inning Softball
· No. 26 ranked pitcher by Extra Inning Softball
· 4x All-State selection and All-Conference selection
· 2x Conference Player of the Year (2021, 2023)
· 4x All-Conference selection

Pitches: Fast, Drop, Change

23 JULIA CUOZZO | RHP | So. | Mechanicsville, Va. | Hanover

· Picked up save in season-opening game against UNCG at Carolina Classic last season
· No. 23 Overall Recruit by Extra Inning Softball
· 2023 VHSL All-State First Team selection for Class 4
· 2022 Class 4 Player of the Year
· 2022 & 2023 Metro Player of the Year by Richmond Times Dispatch

Pitches: Fast, Drop Change



26 SAVANAH HENLEY | LHP | Gr. | Mechanicsville, Va. | Mechanicsville

· Complete game vs. #5 Texas A&M with career-long 8.0 IP and nine strikeouts a UVA high
· Injured at North Carolina and did not seen action for the Hoos the rest of 2024
· Threw a complete game two-hitter at Longwood for her second complete game as a Hoo
· Two-time All-State selection and three-time All-Region selection in high school

Pitches: Drop, Change, Curve, Rise

RETURNING HOOS TO WATCH AT **THE PLATE**

1 KELSEY HACKETT | OF | R-R | 5-4 | Jr. | Appomattox, Va. | Appomattox County

Year	avg	gp-gs	ab	r	h	2b	3b	hr	rbi	tb	slg%	bb	hbp	so	gdp	ob%	sf	sh	sb-att	po	a	e	fld%
2023	.500	16-0	2	5	1	0	0	0	1	1	.500	0	2	0	0	.750	0	0	2-2	0	0	1	.000
2024	.253	43-36	95	17	24	4	1	0	11	30	.316	15	3	17	0	.372	0	1	2-3	46	0	0	1.000
2025	.000	8-4	11	4	0	0	0	0	0	0	.000	3	1	0	0	.267	0	0	1-1	7	0	0	1.000
TOTAL	.231	67-40	108	26	25	4	1	0	12	31	.287	18	6	17	0	.371	0	1	5-6	53	0	1	.981

- Drove in both runs in 2-0 win over NC State (4/12) to open series in 2024
- Scored walk-off run in 3-2 win over NC State (4/14) to clinch series in 2024
- Drove in game-winning run in 3-2 win at No. 3 Duke (4/20) to clinch series with DH sweep
- No. 103 overall recruit by Extra Inning Softball
- Extra Inning Softball All-America honoree
- 2x ACC Academic Honor Roll member



2 KAILYN JONES | OF | L-R | 5-3 | Sr. | Grayson, Ga. | Grayson

Year	avg	gp-gs	ab	r	h	2b	3b	hr	rbi	tb	slg%	bb	hbp	so	gdp	ob%	sf	sh	sb-att	po	a	e	fld%
2022	.212	36-20	66	16	14	2	0	0	6	16	.242	6	0	13	0	.278	0	0	3-4	45	2	1	.979
2023	.276	45-32	87	17	24	4	4	1	16	39	.448	7	0	15	0	.326	1	0	9-11	45	1	6	.885
2024	.238	37-11	42	13	10	0	0	0	3	10	.238	4	0	14	0	.304	0	0	8-8	13	0	0	1.000
2025	.286	9-8	21	4	6	1	1	0	1	9	.429	0	1	5	0	.318	0	0	1-1	7	1	1	.889
TOTAL	.250	127-71	216	50	54	7	5	1	26	74	.343	17	1	47	0	.306	1	0	21-24	110	4	8	.934

- Hit her first collegiate home run at Liberty (3/11) in 2023
- No. 22 recruit nationally and No. 10 OF in 2020 signing class
- 2020 Georgia High School Athletic Association 4-7A Player of the Year
- 2020 GHSA First Team All-State selection



7 SARAH COON | C/UT | R-R | 5-5 | Sr. | Elmira, N.Y. | Elmira

Year	avg	gp-gs	ab	r	h	2b	3b	hr	rbi	tb	slg%	bb	hbp	so	gdp	ob%	sf	sh	sb-att	po	a	e	fld%
2022	.291	54-54	151	34	44	12	0	8	36	80	.530	26	12	41	1	.429	2	0	7-9	46	78	15	.892
2023	.248	46-46	129	22	32	5	0	6	17	55	.426	12	6	23	0	.338	1	0	7-9	43	46	6	.937
2024	.213	53-53	150	18	32	4	0	5	24	51	.340	16	6	31	0	.312	1	2	3-4	183	46	9	.962
2025	.321	10-10	28	5	9	1	2	0	1	14	.500	5	1	5	0	.441	0	0	0-1	26	2	0	1.000
TOTAL	.255	163-163	458	79	117	22	2	19	78	200	.437	59	25	100	1	.368	4	2	17-23	298	172	30	.940

- Tallied two doubles in win over No. 23 Kentucky - her first career triples
- Has 26 multiple-hit games and 18 multiple-RBI games for her career
- Named ACC All-Freshman selection, the first in UVA history
- 2024 CSC Academic All-District selection

10 JADE HYLTON | C/UT | R-R | 5-5 | Jr. | Martinsville, Va. | Bassett

Year	avg	gp-gs	ab	r	h	2b	3b	hr	rbi	tb	slg%	bb	hbp	so	gdp	ob%	sf	sh	sb-att	po	a	e	fld%
2023	.314	52-52	175	33	55	8	4	10	26	101	.577	20	1	33	0	.386	1	0	22-25	80	72	7	.956
2024	.335	54-54	170	37	57	13	2	14	41	116	.682	25	0	28	0	.418	1	0	15-19	71	85	7	.957
2025	.250	10-10	32	9	8	3	1	0	5	13	.406	3	0	2	0	.314	0	2	1-1	12	18	3	.909
TOTAL	.318	116-116	377	79	120	24	7	24	72	230	.610	48	1	63	0	.395	2	2	38-45	163	175	17	.952

- Has tallied 31 multiple-hit games and 16 multiple-RBI games in her career
- Hit grand slam at No. 3 Duke (4/20) in game one of doubleheader to even series with 4-3 win
- Hit two-run home run at No. 3 Duke in series finale to clinch series in 3-2 victory
- 2x NFCA All-Region selection
- Named a TUCCI/NFCA Freshman of the Year Top 25 selection in 2023

19 MACEE EATON | IF/DP | L-R | 5-7 | Jr. | Wheelersburg, Ohio | Wheelersburg

Year	avg	gp-gs	ab	r	h	2b	3b	hr	rbi	tb	slg%	bb	hbp	so	gdp	ob%	sf	sh	sb-att	po	a	e	fld%
2024	.211	51-47	142	14	30	5	0	2	16	41	.289	12	2	27	1	.277	3	0	3-3	79	1	2	.976
2025	.156	10-10	32	5	5	2	1	1	11	12	.375	2	0	9	0	.206	0	0	1-1	60	2	2	.969
TOTAL	.201	61-57	174	19	35	7	1	3	27	53	.305	14	2	36	1	.264	3	0	4-4	139	3	4	.973

- Has turned in seven multiple-hit games and four multiple-RBI game
- Tied career high with three RBI vs. South Carolina (2/7)
- Hit first collegiate home run in series opener at Georgia Tech (4/26) in 2024
- No. 31 overall recruit by Extra Inning Softball
- 2023 PGF All-American (East)
- 2023 NFCA All-America first team selection



30 BELLA CABRAL | IF | R-R | 5-3 | So. | Choctaw, Okla. | Choctaw

Year	avg	gp-gs	ab	r	h	2b	3b	hr	rbi	tb	slg%	bb	hbp	so	gdp	ob%	sf	sh	sb-att	po	a	e	fld%
2024	.263	54-54	171	20	45	10	1	6	30	75	.439	10	3	21	2	.307	5	0	2-2	82	65	7	.955
2025	.308	10-10	26	3	8	2	0	1	6	13	.500	3	3	2	1	.412	2	1	0-1	10	19	1	.967
TOTAL	.269	64-64	197	23	53	12	1	7	36	88	.447	13	6	23	3	.323	7	1	2-3	92	84	8	.957

- ACC All-Freshman team selection in 2024
- Posted 12 multiple-hit games and eight multiple-RBI games
- First collegiate home run came against UNCG (2/10)
- Homered twice in series at Notre Dame (4/5-7) – once in each win for the Cavaliers
- No. 51 overall recruit by Extra Inning Softball
- 2022 All-State selection



34 KELLY AYER | OF | L-R | 5-4 | Sr. | Mechanicsville,Va. | Atlee

Year	avg	gp-gs	ab	r	h	2b	3b	hr	rbi	tb	slg%	bb	hbp	so	gdp	ob%	sf	sh	sb-att	po	a	e	fld%
2022	.196	28-13	51	8	10	1	0	0	8	11	.216	1	0	7	1	.212	0	0	3-3	13	7	1	.952
2023	.321	45-38	106	25	34	7	0	0	5	41	.387	17	2	7	0	.424	0	3	22-23	45	7	2	.963
2024	.236	49-36	123	14	29	2	3	0	11	37	.301	6	0	17	0	.271	0	1	8-8	53	3	1	.982
2025	.250	10-10	32	8	8	1	1	0	6	11	.344	4	0	1	0	.324	1	0	2-4	13	0	0	1.000
TOTAL	.260	132-97	312	55	81	11	4	0	30	100	.321	28	2	32	1	.324	1	4	35-38	124	17	4	.972

- Has 18 multiple-hit games for her career
- Dangerous on the basepath with 35-for-38 on steal attempts in her career
- Drove in season-high three RBI vs. Notre Dame (4/7), with base-clearing triple to clinch in '24
- Stole four bases against Saint Francis (3/5) to set the UVA single-game record in 2023

NOTING THE **HOOS**

THE SERIES WITH DELAWARE

· Virginia and Delaware have faced off five times with the Cavaliers leading the series 4-1
· The teams met last season in Charlottesville with the Hoos taking the 5-0 victory over the Blue Hens
· Virginia has won five straight in the series after Delaware won the first meeting in 1981

THE SERIES WITH PENN

· Virginia and Penn meet for the first time this weekend

THE SERIES WITH LONGWOOD

· Virginia and Longwood have met 41 times with the Lancers leading the series 22-19
· The Cavaliers won the meeting last season by a score of 4-1 and saw Bella Cabral hit a pair of home runs
· This is the first of two meetings between the teams this season

LAYNE TOSSES FIRST COMPLETE GAME

· Junior Courtney Layne threw her first complete game in a 12-0 win over Saint Francis in the opening weekend
· The left-hander struck out a career-high seven batters in that run-rule victory and held the Red Flash to only two hits in the outing
· Layne enters the weekend having allowed only two hits in each of her last two outings

MACEE EATON NOTCHES HOOS' FIRST HR OF SEASON

· Sophomore 1B Macee Eaton turned in the first home run of the season for the Hoos against South Carolina (2/7)
· That shot, a three-run home run, tied her career high in RBI to match the mark of 3RBI set against #24 Miami (OH) in the NCAA Regional opener last season

THE EATONS (NO RELATION) MAKE FOR DYNAMIC DUO

· Macee and MC Eaton (no relation) proved to be a potent duo in the lineup early this season
· The pair have been hitting in the four through six positions in the lineup through the first give games
· The duo combined for nine RBI, seven hits and seven runs scored in the opening weekend of play

PAIR OF FRESHMEN NOTCH FIRST HITS FOR HOOS

· Freshmen Alex Call and Maddy Greene each notched their first collegiate hits in the opening weekend
· Both came against Saint Francis in the weekend finale
· Call delivered an RBI single, while Greene also delivered a single for her first career hit

COON TRANSITIONS TO MORE TIME BEHIND PLATE

· After spending most of her time playing a corner infield position or DH through her first three seasons, senior Sarah Coon is expected to transition to more time behind the plate in 2025
· Coon played three games at catcher in the opening weekend and led the team at the plate with a .357 average on the weekend
· She also posted a .471 on base percentage with three walks to go along with the five hits

HOOS GARNER ATTENTION IN PRESEASON

· Virginia came in at No. 24 in the Softball America preseason poll to mark the first time that the Cavaliers enter a season ranked in one of the polls
· The Cavaliers are receiving votes in the remainder of the polls - D1Softball, NFCA and USASoftball

BIGHAM, HYLTON GRACE PRESEASON TOP 100 LISTS

· Juniors Eden Bigham and Jade Hylton have been mainstays on preseaon top 100 lists this season
· Bigham was named the No. 39 player by D1Softball and the No. 41 player by Softball America
· Hylton was tabbed the No. 52 players by Softball America and No. 53 by D1Softball

CAVALIER DUO NAMED PRESEASON ALL-ACC

· The duo of Bigham and Hylton were also named to the preseason All-ACC team by the league's coaches
· The pair, who finished the 2024 season as first-team All-ACC selections, continued to hold a prominent place in the league heading into 2025

VIRGINIA PICKED TO FINISH FIFTH IN ACC

· Virginia was picked to finish fifth in the ACC in that same vote of the league's coaches after finishing fourth in the league a year ago
· It's the highest predicted finish for the Hoos under head coach Joanna Hardin who has built the program of the previous eight seasons at the helm

BIGHAM MOVING UP CAREER PITCHING CHARTS

· Eden Bigham is quickly moving up the career pitching charts and has taken spots in the top 10 of two categories as her third season begins
· Heading into the weekend, Bigham sits 10th all-time in career strikeouts (303) and is seventh all-time at UVA in career shutouts (12)
· Bigham is also third in career saves with seven to date

HYLTON ALSO TAKING SPOTS AMONG CAREER LEADERS

· Shortstop Jade Hylton is also making a move on some of the career lists for offense and currently is tied for ninth in career home runs (24)

AYER A THREAT TO STEAL ON THE BASES

· Senior outfielder Kelly Ayer has been a mainstay in the offense and poses a threat to steal whenever she's on the bases
· Ayer has 34 stolen bases to date and is five away from finding herself among the top 10 base stealers in program history.
· Last season, the offense didn't really on the steal as much, though Ayer went 8-for-8 in swipe attempts
· The previous season, Ayer took 22 bags on 23 attempts

COACH **JO HARDIN**

at UVA: 178-222 (9th) | Overall: 257-256 (11th)

Education

College: Biola University (La Mirada, Calif.)
Masters: Liberty University

Coaching Experience

2015-16	McNeese State (Head Coach)
2013-14	McNeese State (Assistant Coach)
2007-09	Liberty University (Assistant Coach)
2005-07	Whittier Christian HS (Head Coach)

Playing Experience

2002-05	Biola University

Accolades

2002	NAIA/NFCA 1st Team All-American
2002,04-05	Golden State Athletic Conference All-Conference
2013	Southland Conference Regular Season Champions
2014	Southland Conference Regular Season Champions
2016	Southland Conference Regular Season Champions
2016	Southland Conference Tournament Champions

Hardin as a Head Coach

Year	School	Record (Conf)	Postseason
2015	McNeese St.	36-20 (21-5)	Southland Tourney
2016	McNeese St.	43-14 (23-4)	NCAA Regional
2017	Virginia	22-32 (9-15)	ACC Quarterfinals
2018	Virginia	12-41 (3-21)	
2019	Virginia	22-31 (8-16)	ACC Tournament
2020	Virginia	10-12 (0-6)	
2021	Virginia	15-33 (10-27)	
2022	Virginia	28-26 (13-11)	ACC Tournament/NISC
2023	Virginia	30-22 (8-16)	ACC Tournament
2024	Virginia	34-20 (15-9)	NCAA Regional Final
2025	Virginia	5-5	

178-222 at Virginia
257-256 Overall

HOOS WELCOME FIVE NEWCOMERS FOR 2025

· Virginia welcomed five newcomers to Grounds for this season in a class that ranked No. 33 nationally

· The class features four players ranked among the top 26 recruits nationally at their position and three among the top 100 players overall by ExtraInningSoftball

· Madison Greene was ranked the No. 34 overall recruit and the fifth-ranked third baseman

· Ava Hodges was the No. 38 overall recruit and was the No. 26 pitcher in the class.

· Reagan Hickey was ranked No. 45 overall and the No. 24 catcher

· Alex Call was tabbed the No. 12 general infielder in the class, while Addison Thompson was a three-time All-Region selection in Virginia

HENLEY EXPECTED TO BOOST HOOS IN RETURN

· The Cavaliers got good news with the return of LHP Savanah Henley for the season

· Henley missed the bulk of the 2024 season to injury sustained in the second week of ACC play that ended her year

· Prior to the injury, Henley was 3-0 on the year with a save

· The southpaw had struck out 37 through 34.0 innings of work and limited teams to a .189 batting average

· She held a 1.65 ERA with only eight earned runs allowed

ACC STANDINGS

School	Conf	Pct.	Overall	Pct.	Streak
Stanford	0-0	.000	9-0	1.000	W9
Syracuse	0-0	.000	9-0	1.000	W9
Florida State	0-0	.000	9-1	.900	W9
Virginia Tech	0-0	.000	8-2	.800	L2
North Carolina	0-0	.000	9-3	.750	L1
Duke	0-0	.000	7-3	.700	W3
Georgia Tech	0-0	.000	7-3	.700	L2
Louisville	0-0	.000	7-3	.700	W1
California	0-0	.000	6-3	.667	L1
NC State	0-0	.000	6-5	.545	W1
Boston College	0-0	.000	5-5	.500	L1
Notre Dame	0-0	.000	5-5	.500	W2
Pittsburgh	0-0	.000	5-5	.500	L3
Virginia	**0-0**	**.000**	**5-5**	**.500**	**W1**
Clemson	0-0	.000	5-6	.455	W2

VERSUS RANKED FOES

All-Time vs. Top-25 in NFCA Poll (1995-).....35-187
All-Time vs. Top-10 in NFCA Poll.....9-64
vs. No. 1 0-7

Last win over ranked team ..... February 16, 2025 - 7-6 vs. #4 UCLA
Last win over top-10 team ..... February 16, 2025 - 7-6 vs. #4 UCLA
Last win over top-5 team ..... February 16, 2025 - 7-6 vs. #4 UCLA
Highest-ranked win .....April 15, 2022 - 5-3 at #2 Virginia Tech
March 21, 2010 - 2-1 vs. #2 Arizona
April 17, 2004 - 5-4 vs. #2 Florida St.

Largest win ..... March 18,2010 - 10-4 vs. #23 Louisiana
Largest defeat..... May 11, 2017 - 0-16 vs. #4 Florida State

VERSUS THE NFCA POLL (STARTED 1995)

No. 1 0-7
No. 2 3-7
No. 3 2-12
No. 4 3-9
No. 5 0-5
No. 6 0-9
No. 7 .....0-5 (1-0 prior to NFCA poll)
No. 8 0-3
No. 9 1-5
No. 10 0-7
No. 11 3-10
No. 12 .....0-4 (0-1 prior to NFCA poll)
No. 13 2-13
No. 14 3-7
No. 15 1-13
No. 16 0-5
No. 17 1-7
No. 18 .....1-6 (1-0 prior to NFCA poll)
No. 19 1-10
No. 20 0-6
No. 21 2-8
No. 22 4-13
No. 23 2-15
No. 24 4-2
No. 25 2-8

NFCA TOP 25

RK.	TEAM	2024 RECORD	POINTS	LAST WEEK
1	Texas (30)	11-0	774	1
2	Oklahoma (1)	10-0	730	3
3	Florida	13-1	718	2
4	UCLA	9-1	643	4
5	Tennessee	10-1	627	6
6	LSU	10-0	616	7
7	Texas A&M	9-1	603	5
8	Florida State	8-1	582	8
9	Georgia	9-0	498	10
10	Arkansas	10-0	441	13
11	Duke	7-3	415	12
12	Texas Tech	8-3	407	11
13	Arizona	10-1	397	15
14	Oklahoma State	5-4	388	9
15	Virginia Tech	8-2	306	17
16	Nebraska	8-2	304	18
17	Mississippi State	9-1	277	19
18	Stanford	9-0	246	20
19	Oregon	10-1	224	21
20	Auburn	11-0	208	
21	South Carolina	10-0	136	
22	Missouri	6-5	119	16
23	Alabama	5-6	116	14
24	Kentucky	6-4	60	23
25	San Diego State	8-2	40	

OTHERS RECEIVING VOTES:
Florida Atlantic (34), Baylor (32), Liberty (27), Virginia (24), Northwestern (23), Omaha (15), Indiana (13), Grand Canyon (8), California (7), Clemson (6), Washington (5), BYU (4), Ole Miss (2)

A LOOK BACK AT **2024**

CAVALIERS PLAYED STOUT SCHEDULE IN 2024

· Virginia played a stout schedule for the 2024 campaign with the No. 22 strength of schedule overall

· The Hoos played 17 games against teams in the NCAA Tournament with 11 of those outside of ACC play and 11 on the road with one at a neutral site as the Hoos faced Clemson in the ACC quarterfinals hosted by Duke

· Virginia went 7-10 in those games against NCAA Tournament teams during the regular season

· Included in those games against the NCAA field were two contests at national seeds Alabama (No. 14 seed) and the series at national seed Duke (No. 10 seed)

HOOS SET PROGRAM HIGH WITH 15 ACC WINS

· With the series win at Georgia Tech to close the regular season, the Hoos set a program record for ACC wins (15)

· The previous program record was 13 wins set in the 2010 season and matched in the 2022 season

· Virginia matched the 13-win mark for the third time with the series-clinching win at No. 3 Duke in the finale

· The Hoos passed the mark with a Saturday win at Georgia Tech and hit the 15-win mark in the finale to clinch the series with the Yellow Jackets

THREE WAS THE CHARM FOR VIRGINIA OFFENSE

· With the Virginia pitching staff, three runs has been the magic number for the Cavaliers when it comes to winning games this season

· In 2024, the Hoos were 29-3 when scoring three runs or more

· The three times Virginia dropped a game when scoring at least three runs were the Saturday game at Notre Dame (10-3), the Saturday game against NC State (10-9) and the series opener at Georgia Tech (6-5)

HOOS HIT 30-WIN MARK FOR SECOND STRAIGHT YEAR

· With the series-clinching win over No. 3 Duke, the Cavaliers hit the 30-win mark for the second straight season

· The Cavaliers hit 30 wins last year for the first time since the 2010 campaign

· This is the first time the Hoos have done consecutive 30-win seasons since UVA posted at least 30 wins each season from 2001-2005

BIGHAM OPENS 2024 WITH 11 K VS. UNCG

· Eden Bigham set a new career high for strikeouts in the season opener when the freshman fanned 11 batters through her 5.0 innings of work

· Bigham retired 12 of the first 13 batters faced with nine strikeouts across those batters faced

BIGHAM FANS 14 MOUNTAIN HAWKS FOR CAREER HIGH

· Eden Bigham set a career mark of 14 strikeouts in her start against Lehigh (2/23) to open the Rawlings Classic

· She struck out the first 12 batters of the game and finished with the 14 strikeouts on 16 batters faced in the five inning victory

· The 14 strikeouts is the most by a UVA pitcher since Melanie Mitchell's 16 strikeout performance against George Washington (3/20/13)

BIGHAM NAMED WEEK 3 ACC PITCHER OF THE WEEK

· Eden Bigham was named ACC Pitcher of the Week (2/27) after striking out 23 batters in 11.0 innings of work

· She picked up wins over Lehigh and Iowa State on the week to help the Hoos to an undefeated weekend

· She struck out 14 in her start against Lehigh before fanning nine batters in 6.0 relief innings against the Cyclones

CAVALIERS TAKE SERIES FROM NO. 11 CLEMSON

· The Hoos made another step forward with a series win over No. 11 Clemson by taking the Friday and Sunday games of the series

· The Friday night win over the Tigers was the first win over Clemson in program history by the Cavaliers

· Clemson was the final league team the Hoos didn't have a tally in the win column against in program history and they added that mark in emphatic fashion this season

· The Sunday win, a 3-0 victory, marked the first time this season a team held Clemson off the scoreboard

HOOS TAKE FIRST SERIES FROM SYRACUSE

· The Cavaliers accomplished another first under head coach Joanna Hardin last weekend with a series win over the Syracuse Orange

· Virginia won games two and three of the series to grab the series win - the first ever over the Orange

VIRGINIA SHOCKS NO. 3 DUKE WITH DH SWEEP

· Virginia delieverd one of the biggest series wins in program history this past weekend at No. 3 Duke

· After dropping the opener 1-0 in 12 innings on Friday, the Cavaliers came back and swept a Saturday doubleheader

· Virginia won game one of the doubleheader 4-3 thanks to a Jade Hylton grand slam before taking game two of the doubleheader 3-2

· Hylton hit a two-run shot in that series clinching win

· It was a gritty outing from the Hoos played three complete games spanning 25.1 innings in less than 24 hours from first pitch to final out

CAVALIERS CLAIM PROGRAM BEST SEVEN ACC SERIES

· Virginia won seven of the eight ACC series played this season to mark the first time in program history the Hoos have won seven ACC series in a season

· The 2010 season was the last time the Hoos won five ACC series with four of them a traditional three-game series and one being a doubleheader with Maryland

· The Hoos swept the twin bill with the Terps that season and also won the series with No. 22 UNC and NC State, while sweeping Virginia Tech and Boston College that year

· This season, the Hoos postd series wins over Boston College, Syracuse, No. 11 Clemson, Notre Dame, NC State, No. 3 Duke and Georgia Tech

HOOS COME THROUGH WITH BACKS AGAINST WALL

· Virginia went to the rubber match in all eight ACC series last season and came through in game three in seven weekends to claim the series

· Against BC, Syracuse, No. 3 Duke and Georgia Tech the Cavaliers dropped game one and then won the next two games to claim the series

· Against No. 11 Clemson, Notre Dame and NC State, the Cavaliers won game one and then took game three to lock up the weekend

· The lone series loss was at UNC when the Cavaliers took game one and then dropped a Sunday doubleheader after Saturday's game was rained out

BIGHAM EARNS ACC PITCHER OF THE WEEK AGAIN

· Sophomore right-hander Eden Bigham earned her second ACC Pitcher of the Week honor on Tuesday (4/16)

· She went 2-0 in the series against NC State with a complete-game shutout in game one and worked a second complete-game in the finale to clinch the series

· Bigham struck out 15 across the two games

· It marked Bigham's third complete-game shutout in ACC play and her fourth complete game against an ACC foe this season

BIGHAM EARNS 3RD ACC PITCHER OF THE WEEK

· Eden Bigham took home her third ACC Pitcher of the Week honor on Tuesday to earn the honor for the second straight week and third time this season

· Bigham threw 9.0 innings of shutout softball in the series opener at No. 3 Duke with nine strikeouts in the 12.0 inning affair

· She then came back in game two of the series to earn the save - her third of the season - as she worked the seventh and got out of a bases-loaded jam

PALMER **PARK**

· Virginia opened its new stadium, Palmer Park, on March 3, 2020 against JMU. Palmer Park is named after former Cavalier pitcher Lisa Palmer and her mother Fran. The Palmers were the lead contributors to the stadium project.

· The Cavaliers hosted a dedication ceremony for Palmer Park prior to Virginia's matchup against Virginia Tech on Friday, March 6, 2020.

· Palmer Park is a state-of-the-art facility which houses all of the Cavaliers' needs. Within the confines of Palmer Park is the team locker room and lounge, athletic training room, meeting rooms and a brand new indoor facility.

· Lisa Palmer pitched for the Cavaliers from 1986-89, establishing school records in wins (74), innings pitched (861.2), complete games (102) and games started (112). She still holds the UVA single-season records for wins (27), shutouts (14) and assists (221).

· The 2022 season was the first time it will be open to the full public for a full season.

BATTING CAREER **HIGHS**

1 KELSEY **HACKETT**

	Date/Last Time	
AB	2x-Last: 4/19/24 at Duke	4
Runs	4/05/24 at Notre Dame	3
Hits	2/17/24 vs. Southern Indiana	3
2B	4x-Last: 3/27/24 at James Madison	1
3B	2/10/24 vs. UNCG	1
HR		0
RBIs	3/27/24 at James Madison	3
SB	4x-Last: 2/15/25 vs. #Texas A&M	1

2 KAILYN **JONES**

	Date/Last Time	
AB	5/1/22 at Louisville	5
Runs	3x-Last: 3/04/23 vs. DePaul	2
Hits	3x-Last: 2/25/24 vs. Delaware	3
2B	7x-Last: 2/13/25 vs. #23 Kentucky	1
3B	5x-Last: 3/05/23 vs. Saint Francis (PA)	1
HR	3/07/23 at Liberty	1
RBIs	2x-Last: 3/04/23 vs. Fairfield	3
SB	2/09/24 vs. Jacksonville State.	2

4 BRIE **BIDDLE**

	Date/Last Time	
AB	4/27/24 at Georgia Tech	1
Runs		
Hits		
2B		
3B		
HR		
RBIs		
SB		

6 KAMYRIA **WOODY-GIGGETTS**

	Date/Last Time	
AB	3/9/25 vs. Saint Francis	3
Runs	8x-Last: 2/9/25 vs. Saint Francis	1
Hits	2/9/25 vs. Saint Francis	1
2B		0
3B		0
HR		0
RBIs	2/9/25 vs. Saint Francis	1
SB	2/23/24 vs. Lehigh	2

7 SARAH **COON**

	Date/Last Time	
AB	2x-Last: 4/19/24 at Duke	5
Runs	2x-Last: 2/26/23 vs. Geo. Washington	3
Hits	2/25/22 vs. Bucknell	3
2B	3x-Last: 2/23/24 vs. Lehigh	2
3B	2/13/25 vs. #23 Kentucky	2
HR	22x-Last: 2/27/24 at Radford	1
RBIs	2x-Last: 2/26/22 vs. Towson	4
SB	2/26/23 vs. Howard	2

8 KASSIDY **HUDSON**

	Date/Last Time	
AB	7x-Last: 2/25/24 vs. Delaware	1
Runs	9x-Last: 4/27/24 at Georgia Tech	1
Hits	4/27/24 at Georgia Tech	1
2B		0
3B		0
HR		0
RBIs		0
SB	2x-Last: 3/04/23 vs. DePaul	1

9 ALEX **CALL**

	Date/Last Time	
AB	2/9/25 vs. Saint Francis	2
Runs	2/9/25 vs. Saint Francis	1
Hits	2x-Last: 2/15/25 vs. San Diego State	1
2B		
3B		
HR		
RBIs	2x-Last: 2/15/25 vs. San Diego State	1
SB		

10 JADE **HYLTON**

	Date/Last Time	
AB	5x-Last: 2/15/25 vs Auburn	5
Runs	22x-Last: 2/16/25 vs. #4 UCLA	2
Hits	9x-Last: 5/17/24 vs Miami (OH)	3
2B	2x-Last: 3/17/24 vs. Syracuse	2
3B	6x-Last: 2/16/25 vs. #4 UCLA	1
HR	2/18/24 vs. St. Thomas	2
RBIs	2x-Last: 2/24/24 vs. Lehigh	5
SB	2/26/23 vs. Howard	3

16 M.C. **EATON**

	Date/Last Time	
AB	8x- Last: 2/16/25 vs. #4 UCLA	4
Runs	3x- Last: 2/9/25 vs. Saint Francis	2
Hits	5x- Last: 2/15/25 vs. San Diego State	2
2B	12x-Last: 2/15/25 vs. San Diego State	1
3B	2/15/25 vs. San Diego State	1
HR	7x - Last: 2/16/25 vs. #4 UCLA	1
RBIs	2x-Last: 2/16/23 at UNCG	3
SB		0

17 REAGAN **HICKEY**

	Date/Last Time	
AB		
Runs		
Hits		
2B		
3B		
HR		
RBIs		
SB		

18 MELISSA **CARR**

	Date/Last Time	
AB	2x-Last: 2/9/25 vs. Saint Francis (PA)	1
Runs		
Hits		
2B		
3B		
HR		
RBIs		
SB		

19 MACEE **EATON**

	Date/Last Time	
AB	4/19/24 at Duke	5
Runs	3/27/24 at James Madison	3
Hits	6x-Last: 4/28/24 at Georgia Tech	2
2B	7x-Last: 2/15/25 vs. #5 Texas A&M	1
3B	2/16/25 vs. #4 UCLA	1
HR	2x - Last: 2/9/25 at South Carolina	1
RBIs	2x - Last: 2/9/25 at South Carolina	3
SB	4x-Last: 2/9/25 vs. Saint Francis	1

24 SYDNEY **HARTGROVE**

	Date/Last Time	
AB	2x-Last: 2/14/25 vs. Auburn	4
Runs	5x-Last: 2/15/25 vs. San Diego State	1
Hits	9x-Last: 2/16/25 vs. #4 UCLA	1
2B	2x-Last: 2/15/25 vs. San Diego State	1
3B		0
HR	2/14/25 vs. Auburn	1
RBIs	2x-Last: 3/04/23 vs. Fairfield	2
SB		0

27 MADISON **GREENE**

	Date/Last Time	
AB	2/9/25 vs. Saint Francis	1
Runs		
Hits	2/9/25 vs. Saint Francis	1
2B		
3B		
HR		
RBIs		
SB		

28 ADDISON **THOMPSON**

	Date/Last Time	
AB	2/9/25 vs. Saint Francis	1
Runs		
Hits		
2B		
3B		
HR		
RBIs		
SB		

BATTING CAREER **HIGHS**

30 BELLA **CABRAL**

	Date/Last Time	
AB	4x-Last: 4/19/24 at Duke	5
Runs	3/05/24 at Longwood	3
Hits	2x-Last: 3/22/24 vs. Clemson	3
2B	3/15/24 vs. Syracuse	2
3B	4/14/24 vs NC State	1
HR	3/05/24 at Longwood	2
RBIs	3/22/24 vs. Clemson	3
SB	2x-Last: 3/30/24 at Villanova	1

32 REECE **HOLBROOK**

	Date/Last Time	
AB	2/6/25 at South Carolina	4
Runs	3/04/23 vs. Fairfield	2
Hits	2x - Last: 2/6/25 at South Carolina	2
2B	4x-Last: 2/8/25 vs. Toledo	1
3B		0
HR	2x-Last: 4/29/23 at Syracuse	1
RBIs	4/29/23 at Syracuse	3
SB	3/27/24 at James Madison	2

34 KELLY **AYER**

	Date/Last Time	
AB	4/19/24 at Duke	5
Runs	10x-Last: 2/9/25 vs. Saint Francis	2
Hits	2/26/22 vs. Loyola Chicago	3
2B	10x-Last: 4/19/24 at Duke	1
3B	4x-Last: 2/8/25 vs. Toledo	1
HR		0
RBIs	3x-Last: 2/9/25 vs. Saint Francis	3
SB	3/05/23 vs. Saint Francis	4

PITCHING CAREER **LINES**

3 - Courtney Layne - LHP - Jr.

Year	era	w-l	app	gs	cg	sho	sv	ip	h	r	er	bb	so	2b	3b	hr	bf	bavg	wp	hbp	bk	sfa	sha
2023	5.68	2-1	16	2	0	0/2	0	28.1	45	29	23	9	29	7	1	1	147	.338	2	3	0	1	1
2024	4.54	3-2	17	8	0	0/2	2	37.0	39	26	24	21	23	5	2	6	177	.269	6	9	0	2	0
2025	3.82	2-0	6	3	1	1/0	0	18.1	14	10	10	11	19	1	0	4	79	.212	4	1	0	0	1
TOTAL	4.77	7-3	39	13	1	1/4	2	83.2	98	65	57	41	71	13	3	11	403	.285	12	13	0	3	2

SEASON HIGHS

IP	5.0	vs. St. Francis (2/9)
H	4	vs. #4 UCLA (2/16)
R	4	vs. #4 UCLA (2/16)
ER	4	vs. #4 UCLA (2/16)
BB	4	vs. #4 UCLA (2/16)
K	7	vs. St. Francis (2/9)

CAREER HIGHS

IP	6.0	at Pittsburgh (3/26)
H	6	2xMR: vs. #13 VT (4/8)
R	6	at #3 Tenn (5/18/24)
ER	6	at #3 Tenn (5/18/24)
BB	4	at #3 Tenn (5/18/24)
K	7	vs. St. Francis (2/9/25)

THE LAST TIME IN STARTS

Shutout.....vs. St. Francis (2/9/25)
Complete Game.....vs. St. Francis (2/9/25)
Worked 5+ inn .....vs. St. Francis (2/9/25)
5+ K's.....vs. St. Francis (2/9/25)
No Walks.....vs. St. Francis (2/9/25)
No-hitter .....
Perfect Game .....

THE LAST TIME IN RELIEF

0 ER..... vs. Toledo (2/8/25)
Worked 3+ inn ..... at S. Carolina (2/7/25)
5+ K's.....
No Walks..... vs. Toledo (2/8/25)
Earned Save..... at Villanova (3/29/24)

2025 Season

Date	Opponent	GS	IP	H	R	ER	BB	SO	DEC
2/7	at S. Carolina		3.1	3	3	3	2	3	-
2/8	vs. Toledo		2.1	2	0	0	0	3	-
2/9	vs. Saint Francis	*	5.0	2	0	0	0	7	W
2/13	vs. #23 Kentucky	*	2.0	1	1	1	1	2	-
2/14	vs. Auburn		3.0	2	2	2	4	3	-
2/16	vs. #4 UCLA	*	2.2	4	4	4	4	1	-

2024 Season

Date	Opponent	GS	IP	H	R	ER	BB	SO	DEC
2/10	vs. UNCG	*	4.1	4	1	1	2	5	W
2/16	at #11 Alabama	*	1.2	2	2	2	1	1	L
2/18	vs St. Thomas		3.0	5	3	3	0	3	-
2/24	Lehigh		0.2	2	1	1	2	1	-
3/12	at Maryland	*	3.0	2	0	0	1	2	-
3/15	vs. Syracuse		1.0	0	0	0	0	0	-
3/16	vs. Syracuse		3.0	0	0	0	1	2	-
3/19	vs. Rutgers	*	2.0	3	0	0	0	2	-
3/24	vs. #11 Clemson	*	2.0	1	0	0	1	2	-
3/27	at James Madison		4.0	4	2	2	2	4	W
3/29	at Villanova		1.1	0	0	0	1	0	-
4/06	at Notre Dame	*	0.0	3	2	2	0	0	-
4/13	vs NC State		1.1	1	2	2	2	0	-
4/20	at #3 Duke-1	*	4.0	4	3	1	1	0	W
4/23	at #15 Virginia Tech		2.2	3	2	2	1	0	-
5/9	vs. #23 Clemson	*	1.1	2	2	2	2	1	L
5/18	at #3 Tennessee		1.2	3	6	6	4	0	-

2023 Season

Date	Opponent	GS	IP	H	R	ER	BB	SO	DEC
2/09	at Houston		0.2	4	5	5	2	1	-
2/25	vs. St. John's (NY)		1.1	0	0	0	1	2	-
2/26	vs. Howard		1.0	0	0	0	0	0	-
2/28	vs. Radford - Gm. 2	*	4.0	6	2	2	0	6	W
3/04	vs. Fairfield		1.0	1	1	0	0	3	-
3/11	vs. Ga. Tech - Gm. 1		1.2	2	1	1	0	3	-
3/26	at Pittsburgh		6.0	3	3	2	1	4	W
4/06	vs. #13 Virginia Tech		1.1	2	0	0	0	2	-
4/07	vs. #13 Virginia Tech		0.2	3	3	3	0	1	-
4/08	vs. #13 Virginia Tech	*	3.2	6	3	3	2	2	L
4/15	at #4 FSU - Gm. 1		1.0	4	2	1	1	1	-
4/15	at #4 FSU - Gm. 2		0.1	3	2	2	1	0	-
4/21	vs. Louisville		2.0	3	0	0	0	1	-
4/22	vs. Louisvile		1.1	4	4	3	1	2	-
4/28	at Syracuse - Gm. 1		1.0	2	1	1	0	1	-
5/10	vs. Syracuse		1.1	2	2	0	0	0	-

PITCHING CAREER **LINES**

14 - Eden Bigham - RHP - Jr.

Year	era	w-l	app	gs	cg	sho	sv	ip	h	r	er	bb	so	2b	3b	hr	bf	bavg	wp	hbp	bk	sfa	sha
2023	2.52	13-6	29	20	8	6/3	2	111.0	74	43	40	59	115	10	0	10	473	.189	3	12	0	0	10
2024	2.44	16-8	32	19	9	6/2	3	149.1	91	56	52	69	182	13	3	6	622	.175	2	20	0	4	9
2025	3.50	0-3	7	2	0	0/0	3	16.0	19	13	8	13	12	3	0	1	84	.288	2	4	0	0	1
TOTAL	2.53	29-17	68	41	17	12/5	8	276.1	184	112	100	141	309	26	3	17	1179	.188	7	36	0	4	20

SEASON HIGHS

IP	4.0	vs. San Diego State (2/15)
H	6	vs. San Diego State (2/15)
R	5	vs. Auburn (2/14)
ER	4	vs. Auburn (2/14)
BB	4	2x-MR: vs. Auburn (2/14)
K	3	vs. Auburn (2/14)

CAREER HIGHS

IP	9.0	at Duke (4/19/24)
H	7	4x-MR: at Villanova (3/29/24)
R	6	vs. Syracuse (3/15/24)
ER	5	3x-MR: vs. Clemson (3/23/24)
BB	6	2x-MR: at Duke (4/19/24)
K	14	vs. Lehigh (2/23/24)

THE LAST TIME IN STARTS

Shutout..... vs. #24 Miami (OH) (5/18/24)
CG..... vs. #24 Miami (OH) (5/18/24)
Worked 5+ inn..... vs. #24 Miami (OH) .....(5/18/24)
5+ K's.....vs. #24 Miami (OH) 5/18/24)
No Walks.....vs. Lehigh (2/23/24)
No-hitter ..... vs. Lamar U. (2/09/23)
Perfect Game .....

THE LAST TIME IN RELIEF

0 ER..... vs. #23 Kentucky (2/13/25)
Worked 3+ inn .....vs. SDSU (2/15/25)
5+ K's..... at Liberty (3/26/24)
No Walks..... vs. #23 Kentucky (2/13/25)
Earned Save..... vs. #23 Kentucky (2/13/25)

2025 Season

Date	Opponent	GS	IP	H	R	ER	BB	SO	DEC
2/6	at S. Carolina	*	3.0	3	2	0	4	1	L
2/7	at S. Carolina		3.0	3	1	1	0	1	L
2/7	vs. ECU		2.0	2	2	2	3	2	S, 1
2/8	vs. Toledo		1.0	0	0	0	0	2	S, 2
2/13	vs. #23 Kentucky		2.0	0	0	0	0	2	S, 3
2/14	vs. Auburn	*	2.0	5	5	4	4	3	L
2/15	vs. San Diego State		4.0	6	3	1	2	1	-

2024 Season

Date	Opponent	GS	IP	H	R	ER	BB	SO	DEC
2/09	vs. UNCG	*	5.0	3	5	5	1	11	W
2/11	at South Carolina	*	2.2	2	4	4	3	2	L
2/16	vs. Southern Indiana		4.2	2	1	0	1	11	W
2/17	at Alabama	*	6.0	4	3	3	4	7	L
2/18	vs. St. Thomas		0.1	0	0	0	0	1	-
2/23	Lehigh	*	5.0	1	0	0	0	14	W
2/25	Iowa State		6.0	1	0	0	2	9	W
3/01	vs. Boston College	*	7.0	1	1	1	2	8	L
3/03	vs. Boston College	*	7.0	4	0	0	1	6	W
3/08	at UNC	*	7.0	3	0	0	3	6	W
3/10	at UNC (Game 2)	*	3.2	2	3	3	6	4	L
3/12	at Maryland		0.2	0	0	0	1	2	-
3/15	vs. Syracuse	*	5.2	4	6	4	4	7	L
3/17	vs. Syracuse		3.0	1	0	0	1	6	-
3/19	vs. Rutgers		5.0	0	0	0	3	6	W
3/22	vs. Clemson		1.2	0	0	0	1	3	-
3/23	vs. Clemson	*	4.0	7	5	5	1	4	L
3/26	at Liberty		5.2	4	0	0	2	9	W
3/29	at Villanova	*	5.2	7	2	2	2	7	W
4/05	at Notre Dame		5.0	2	1	1	1	5	W
4/07	at Notre Dame		4.2	5	2	2	2	4	W
4/12	vs NC State	*	7.0	3	0	0	3	8	W
4/14	vs NC State	*	7.0	4	2	2	2	7	W
4/19	at Duke	*	9.0	6	0	0	6	9	-
4/20	at Duke-1		1.0	1	0	0	0	0	-
4/23	at Virginia Tech	*	1.2	5	4	4	1	2	L
5/9	vs. #23 Clemson		3.2	4	6	6	5	2	-
5/17	vs. #24 Miami (OH)	*	7.0	2	0	0	3	10	W
5/18	vs. #24 Miami (OH)	*	7.0	1	0	0	1	7	W
5/19	at. #3 Tennessee	*	2.0	4	5	5	2	2	L

2023 Season

Date	Opponent	GS	IP	H	R	ER	BB	SO	DEC
2/09	vs. Lamar University	*	7.0	0	0	0	3	9	W
2/10	at Sam Houston		2.0	2	0	0	1	3	S, 1
2/11	at Lamar University		2.0	0	0	0	3	4	S, 2
2/17	vs. #23 Maryland	*	7.0	3	2	2	4	7	L
2/19	vs. Minnesota	*	6.1	2	1	1	5	7	-
2/23	vs. Longwood		2.0	1	0	0	1	3	-
2/24	vs. UMES	*	6.0	3	2	2	3	7	W
2/26	vs. Howard	*	4.0	2	0	0	1	4	W
3/05	vs. George Mason	*	6.1	5	1	1	3	10	W
3/10	vs. Georgia Tech	*	4.2	4	4	4	2	7	L
3/11	vs. Ga. Tech - Gm. 2	*	7.0	3	0	0	2	4	W
3/18	at Clemson - Gm. 1	*	2.2	3	3	3	2	5	L
3/19	at Clemson		0.2	0	0	0	1	0	-
3/21	vs. Hofstra - Gm. 1	*	7.0	1	0	0	1	9	W
3/24	at Pittsburgh	*	5.0	4	0	0	2	2	W
3/25	at Pittsburgh		2.0	0	0	0	0	2	W
3/31	vs. North Carolina	*	7.0	3	0	0	3	4	W
4/02	vs. North Carolina	*	4.1	7	5	5	1	5	L
4/06	vs. #13 Virginia Tech	*	2.0	4	4	4	2	3	-
4/07	vs. #13 Virginia Tech		1.2	1	1	1	1	0	W
4/11	vs. Liberty	*	7.0	3	0	0	3	5	W
4/15	at #4 FSU - Gm. 1	*	5.1	7	3	3	4	3	W
4/18	vs. JMU	*	5.0	5	1	1	3	5	W
4/21	vs. Lousiville		2.0	1	2	2	0	2	-
4/22	vs. Louisville	*	1.0	3	2	2	0	2	-
4/28	at Syracuase - Gm. 1	*	2.0	3	5	2	2	1	L
4/29	at Syracuse	*	1.0	1	4	4	3	1	L
5/02	at Longwood		0.2	1	0	0	0	1	-
5/10	vs. Syracuse		01	2	3	3	1	0	-

PITCHING CAREER **LINES**

23 - Julia Cuozzo - RHP - So.

Year	avg	gp-gs	ab	r	h	2b	3b	hr	rbi	tb	slg%	bb	hbp	so	gdp	ob%	sf	sh	sb-att	po	a	e	fld%
2024	.000	0-0	0	0	0	0	0	0	0	0	.000	0	0	0	0	.000	0	0	0-0	0	4	0	1.000
TOTAL	.000	0-0	0	0	0	0	0	0	0	0	.000	0	0	0	0	.000	0	0	0-0	0	4	0	1.000

SEASON HIGHS

IP
H
R
ER
BB
K

CAREER HIGHS

IP	4.0	vs. Syracuse (3/16/24)
H	4	at South Carolina (2/10/24)
R	42x-MR:	vs. Clemson (3/22/24)
ER	42x-MR:	vs. Clemson (3/22/24)
BB	5	at South Carolina (2/10/24)
K	32x-MR:	at South Carolina (2/10/24)

THE LAST TIME IN STARTS

0 ER.....vs. Syracuse (3/16/24)
Shutout.....
Complete Game.....
Worked 5+ inn .....
5+ K's.....
No Walks..... vs. Clemson (3/22/24)
No-hitter .....
Perfect Game .....

THE LAST TIME IN RELIEF

0 ER.....vs. Boston College (3/02/24)
Worked 3+ inn .....
5+ K's.....
No Walks.....vs. Boston College (3/02/24)
Earned Save..... vs. Boston College (3/02/24)

2024 Season

Date	Opponent	GS	IP	H	R	ER	BB	SO	DEC
2/09	vs. UNCG		2.0	1	0	0	1	3	-
2/09	vs. Jacksonville St.		1.0	1	0	0	2	1	-
2/10	vs. UNCG		2.0	1	1	0	1	2	-
2/10	at South Carolina		2.2	4	4	4	5	3	L
2/16	at Alabama		2.2	3	1	1	1	0	-
2/17	vs. Southern Indiana	*	0.1	0	0	0	0	0	-
2/27	at Radford	*	2.0	1	1	0	0	1	-
3/02	vs. Boston College		1.1	2	0	0	0	2	W
3/10	at UNC (Game 2)		1.1	3	3	3	2	0	-
3/16	vs. Syracuse	*	4.0	2	1	0	0	1	W
3/22	vs. Clemson	*	1.0	5	4	4	0	0	-

PITCHING CAREER **LINES**

20 - Ava Hodges - RHP - Fr.

Year	era	w-l	app	gs	cg	sho	sv	ip	h	r	er	bb	so	2b	3b	hr	bf	bavg	wp	hbp	bk	sfa	sha
2025	2.10	0-1	4	3	0	0/0	0	10.0	9	5	3	4	3	5	0	0	44	.231	1	0	0	1	0
TOTAL	2.10	0-1	4	3	0	0/0	0	10.0	9	5	3	4	3	5	0	0	44	.231	1	0	0	1	0

SEASON HIGHS

IP	3.1	vs. Toledo (2/8)
H	3	2x-MR: vs. SDSU (2/15)
R	3	vs. SDSU (2/15)
ER	1	3x-MR: vs. SDSU (2/15)
BB	2	at S. Carolina (2/7)
K	2	vs. SDSU (2/15)

CAREER HIGHS

IP	3.1	vs. Toledo (2/8)
H	3	2x-MR: vs. SDSU (2/15)
R	3	vs. SDSU (2/15)
ER	1	3x-MR: vs. SDSU (2/15)
BB	2	at S. Carolina (2/7)
K	2	vs. SDSU (2/15)

THE LAST TIME IN STARTS

0 ER.....
Shutout.....
Complete Game.....
Worked 5+ inn.....
5+ K's.....
No Walks.....
No-hitter.....
Perfect Game.....

THE LAST TIME IN RELIEF

0 ER.....vs. Auburn (2/14/25)
Worked 3+ inn.....
5+ K's.....
No Walks.....
Earned Save.....

2025 Season

Date	Opponent	GS	IP	H	R	ER	BB	SO	DEC
2/7	at S. Carolina	*	1.2	3	1	1	2	0	-
2/8	vs. Toledo	*	3.1	2	1	1	1	0	-
2/14	vs. Auburn		2.0	1	0	0	1	1	-
2/15	vs. San Deigo State	*	3.0	3	3	1	0	2	L

PITCHING CAREER **LINES**

26 - Savanah Henley - LHP - Gr.

Year	era	w-l	app	gs	cg	sho	sv	ip	h	r	er	bb	so	2b	3b	hr	bf	bavg	wp	hbp	bk	sfa	sha
2021*	3.18	5-7	22	11	4	1/0	0	72.2	73	47	33	37	56	15	2	4	338	.259	8	8	0	1	10
2022	5.14	6-7	19	8	0	0/0	0	49.0	61	43	36	28	38	15	5	5	235	.305	5	3	0	2	2
2023	3.55	1-2	19	3	1	0/3	2	43.1	53	23	22	12	40	8	1	6	192	.298	2	1	0	0	1
2024	1.65	3-0	10	6	1	0/1	1	34.0	23	11	8	12	37	4	0	1	136	.189	2	1	0	0	1
2025	2.62	3-1	6	2	1	0/0	0	24.0	22	11	9	10	25	4	0	0	105	.242	1	2	0	1	1
TOTAL	3.49	13-10	54	19	3	0/4	3	150.1	159	88	75	62	140	31	6	12	668	.269	10	7	0	3	5

SEASON HIGHS

IP	8.0	vs. #5 Texas A&M (2/15)
H	6	2x-MR: vs. #4 UCLA (2/16)
R	5	at S. Carolina (2/6)
ER	4	at S. Carolina (2/6)
BB	4	vs. #4 UCLA (2/16)
K	9	vs. #5 Texas A&M (2/15)

CAREER HIGHS

IP	8.0	vs. #5 Texas A&M (2/15)
H	7	4x-MR at SU - Gm. 2 (4/28/23)
R	6	at Iowa (2/28/21)
ER	5	4x, MR vs. #2 FSU (4/14/22)
BB	5	2x-Mr: at USC (2/11/22)
K	13	at Minnesota (4/3/21)

THE LAST TIME IN STARTS

0 ER..... vs. ECU (2/7/25)
Shutout.....at Minnesota (4/3/21)
Complete Game.....vs. #5 TAMU (2/15/25)
Worked 5+ inn .....vs. #5 TAMU (2/15/25)
5+ K's.....vs. #5 TAMU (2/15/25)
No Walks..... at UNC-Game 1 (3/10/24)
No-hitter .....
Perfect Game .....

THE LAST TIME IN RELIEF

0 ER..... vs. #23 Kentucky (2/13/25)
Worked 3+ inn .....vs. #4 UCLA (2/16/25)
5+ K's.....vs. Boston College (3/02/24)
No Walks.....vs. Toledo (2/8/25)
Earned Save.....at #4 Fla. State (4/15/23)

2025 Season

Date	Opponent	GS	IP	H	R	ER	BB	SO	DEC
2/6	at S. Carolina		3.1	5	5	4	3	4	-
2/7	vs. ECU	*	5.0	3	0	0	1	5	W
2/8	vs. Toledo		0.1	1	0	0	0	1	-
2/13	vs. #23 Kentucky		3.0	1	0	0	1	2	W
2/15	vs. #5 Texas A&M	*	8.0	6	4	3	1	9	L
2/16	vs. #4 UCLA		4.1	6	2	2	4	4	W

2024 Season

Date	Opponent	GS	IP	H	R	ER	BB	SO	DEC
2/09	vs. Jacksonville St.	*	6.0	5	3	2	1	4	W
2/11	at South Carolina		3.1	4	3	3	3	4	-
2/16	vs Southern Indiana	*	2.1	3	1	1	3	4	-
2/17	vs. Southern Indiana		3.0	3	1	1	0	4	-
2/24	Lehigh	*	4.0	1	0	0	1	3	W
2/25	Iowa State	*	3.0	1	0	0	2	3	-
2/27	at Radford		2.0	1	1	1	1	4	-
3/02	vs. Boston College		2.1	2	1	0	0	5	-
3/05	at Longwood	*	7.0	2	1	0	1	5	W
3/10	at UNC (Game 1)	*	1.0	1	0	0	0	1	-

2023 Season

Date	Opponent	GS	IP	H	R	ER	BB	SO	DEC
2/09	at Houston		1.0	1	0	0	3	1	-
2/10	at Sam Houston		0.1	0	0	0	0	0	-
2/18	vs. #23 Maryland		1.0	2	2	2	0	2	-
2/28	vs. Radford - Gm. 1		2.0	0	0	0	0	3	-
3/07	at Liberty		1.0	0	0	0	0	3	-
3/10	vs. Georgia Tech		1.0	3	0	0	0	0	-
3/18	at Clemson - Gm. 1		3.1	1	1	1	2	6	-
3/21	vs. Hofstra - Gm. 2		1.1	0	0	0	0	2	-
3/26	at Pittsburgh	*	1.0	3	2	2	1	1	-
4/06	vs. #13 Virginia Tech		2.2	4	1	1	1	2	-
4/08	vs. #13 Virginia Tech		2.1	4	1	1	1	1	-
4/14	at #4 Florida State		4.2	6	5	5	2	2	L
4/15	at #4 FSU - Gm. 1		1.1	2	0	0	0	1	-
4/22	vs. Louisville		4.0	6	2	1	1	6	-
4/23	vs. Louisville		4.1	5	0	0	0	3	-
4/28	at Syracuse - Gm. 2	*	6.0	7	4	4	0	2	L
4/29	at Syrcause		0.1	4	3	3	0	0	-
5/02	at Longwood		2.0	1	0	0	0	2	W
5/10	vs. Syracuse	*	3.2	4	2	2	1	3	-

2022 Season

Date	Opponent	GS	IP	H	R	ER	BB	SO	DEC
2/10	at Charlotte	*	1.0	4	5	5	3	1	L
2/11	at South Carolina	*	4.2	6	2	2	5	6	L
2/13	vs. North Carolina	*	5.0	5	3	3	0	3	L
2/18	vs. Sacred Heart	*	2.1	5	5	3	1	2	L
2/19	at Charleston So.		2.1	0	0	0	1	1	-
2/25	vs. Bucknell		3.2	2	0	0	1	1	W
2/26	vs. Towson		2.0	2	2	2	1	2	W
2/27	at UNCG		1.0	2	1	1	0	1	-
3/4	vs. South Alabama		1.2	2	0	0	0	2	-W
3/4	at #18 Tennessee		2.2	7	5	5	1	2	L
3/8	Maryland	*	3.0	2	2	1	2	1	W
3/11	#24 Notre Dame		1.1	1	2	0	3	0	W
3/19	at NC State	*	3.1	2	2	1	5	5	-
3/22	Liberty		3.0	3	1	1	0	2	-
3/26	at Boston College		3.2	4	2	2	2	1	-
3/29	Longwood	*	2.0	3	2	2	0	1	L
4/2	#2 Florida State	*	1.1	4	5	5	2	1	L
4/9	#13 Duke - Gm 1		2.2	3	3	1	2	3	-
5/24	vs. Central Ark.		2.1	3	1	1	1	1	-

2021 Season

Date	Opponent	GS	IP	H	R	ER	BB	SO	DEC
2/26	vs. Michigan	*	7.0	5	4	0	5	1	L
2/27	vs. Penn State		0.2	3	2	2	1	1	-
2/28	vs. Rutgers	*	0.2	1	1	0	3	1	-
3/11	vs. Maryland		1.1	1	0	0	0	2	-
3/12	vs. Maryland	*	3.0	3	3	3	0	1	L
3/13	vs. Nebraska		1.1	5	3	3	0	1	-
3/27	Iowa		5.1	3	2	1	2	5	-
3/28	Iowa	*	3.2	7	6	1	2	2	L
4/3	at Minnesota	*	7.0	1	0	0	4	13	W
4/4	at Minnesota		1.0	1	0	0	0	2	-
4/9	Indiana	*	2.1	1	0	0	2	4	-
4/10	Indiana	*	7.0	6	4	4	1	3	L
4/17	at Illinois	*	6.0	5	4	3	2	4	L
4/23	at Michigan State		2.2	4	2	2	0	3	-
4/23	at Michigan State		2.2	5	2	2	1	0	W
4/24	at Michigan State		6.0	3	2	0	2	7	W
4/25	at Michigan State		4.0	5	1	1	1	5	L
4/30	Ohio State	*	1.2	1	4	4	4	0	L
5/1	Ohio State		1.2	1	0	0	2	0	-
5/2	Ohio State	*	4.1	7	2	2	1	2	W
5/7	Northwestern	*	1.2	3	3	3	2	0	-
5/14	at Wisconsin		1.2	4	2	2	0	0	-

INDIVIDUAL SINGLE SEASON RECORDS **HITTING**

GAMES PLAYED

1.	Meg Young (2001)	69
2.	Jill Bumler (2001)	68
	Heather Field (2001)	68
	Ruby Rojas (2001)	68
5.	Kristen Dennis (2002)	67
	Heather Field (2002)	67
7.	Stacy Holmes (1998)	66
	Lori Reese (1998)	66
	Meaghan Young (1998)	66
	Corinne Good (1998)	66

GAMES STARTED (SINCE 1993)

1.	Meg Young (2001)	69
2.	Jill Bumler (2001)	68
	Heather Field (2001)	68
	Ruby Rojas (2001)	68
5.	Kristen Dennis (2002)	67
	Heather Field (2002)	67
7.	Stacy Holmes (1998)	66
	Lori Reese (1998)	66
	Meaghan Young (1998)	66
10.	Meaghan Young (2000)	65
	Corinne Good (1998)	65

AT BATS

1.	Meg Young (2001)	231
2.	Meg Young (2000)	227
3.	Kelly McCabe (2002)	218
4.	Meg Young (1998)	214
5.	Stacy Holmes (1998)	211
6.	Sara Larquier (2005)	210
7.	Meg Young (1999)	209
8.	Jessica Taylor (2005)	204
9.	Sara Larquier (2004)	197
	Ruby Rojas (2001)	197

BATTING AVERAGE

1.	Jamie Hahn (1996)	.424
2.	Kristen Dennis (2002)	.417
3.	Lacy Smith (2019)	.414
4.	Mary Henry (1981)	.412
5.	Kelly Haller (2007)	409
6.	Ruby Rojas (2001)	.401
7.	Karen Turner (1985)	.395
8.	Hayley Busby (2019)	.388
9.	Eileen Schmidt (1993)	.384
10.	Katie Park (2017)	.382

RUNS

1.	Heather Field (2004)	60
2.	Meg Young (2001)	57
3.	Elea Crockett (2005)	54
4.	Ruby Rojas (2001)	50
5.	Allison Davis (2015)	47
6.	Ruby Rojas (2003)	45
	Kelly McCabe (2002)	45
8.	Heather Field (2003)	44
9.	Kristen Dennis (2001)	43
	Allison Davis (2018)	43

HITS

1.	Meg Young (2001)	88
2.	Ruby Rojas (2001)	79
3.	Sara Larquier (2005)	73
	Kristen Dennis (2002)	73
5.	Sara Larquier (2004)	72
6.	Heather Field (2002)	71
7.	Elea Crockett (2005)	70
8.	Katie Park (2017)	68
9.	Lacy Smith (2019)	67
	Meg Young (1999)	67

DOUBLES

1.	Sara Larquier (2005)	19
	Jenn Wynn (2004)	19
	Jamie Hahn (1996)	19
4.	Sara Larquier (2004)	18
	Kristen Dennis (2002)	18
6.	Hayley Busby (2019)	17
	Meg Young (2001)	17
8.	Heather Field (2003)	16
	Ruby Rojas (2003)	16
	Meg Young (2000)	16
	Kristen Dennis (1999)	16
	Allison Davis (2015)	16

TRIPLES

1.	Meg Young (1998)	9
2.	Jamie Hahn (1995)	8
3.	Sara Larquier (2005)	7
	Jessica Taylor (2004)	7
	Meg Young (2000)	7
	Eileen Schmidt (1993)	7
	Missy Mikolajczak (1990)	7
	Marybeth Daucher (1985)	7
	Marybeth Daucher (1983)	7
	Marybeth Daucher (1982)	7

HOME RUNS

1.	Lacy Smith (2019)	15
2.	**Jade Hylton (2024)**	**14**
3.	Kristen Dennis (2002)	13
4.	Tori Gilbert (2022)	12
	Katie Goldberg (2022)	12
	Nicole Koren (2010)	12
	Nicole Koren (2009)	12
	Sara Larquier (2003)	12
9.	Hayley Busby (2019)	11
	Sarah Tacke (2009)	11
	Kelly Haller (2007)	11
	Ruby Rojas (2002)	11
	Kristen Dennis (2001)	11
	Allison Davis (2018)	11

RUNS BATTED IN

1.	Kristen Dennis (2002)	58
2.	Sara Larquier (2005)	54
3.	Sara Larqier (2003)	51
4.	Sara Larquier (2004)	49
	Kristen Dennis (2001)	49
6.	Kelly Haller (2007)	47
	Kathy Stevenson (1985)	47
8.	Lacy Smith (2019)	43
	Sarah Tacke (2010)	43
10.	Jenn Wynn (2005)	42
	Ruby Rojas (2002)	42
	Ruby Rojas (2001)	42
	Kaitlin Fitzgerald (2015)	42

TOTAL BASES

1.	Kristen Dennis (2002)	134
2.	Sara Larquier (2005)	130
3.	Meg Young (2001)	129
4.	Lacy Smith (2019)	127
5.	Sara Larquier (2004)	123
6.	Hayley Busby (2019)	120
7	Ruby Rojas (2001)	119
8.	Sara Larquier (2003)	118
9.	**Jade Hylton (2024)**	**116**
10.	Allison Davis (2018)	113
	Kristen Dennis (2001)	113

SLUGGING PERCENTAGE

1.	Lacy Smith (2019)	.784
2.	Kristen Dennis (2002)	.766
3.	Sarah Tacke (2009)	.758
4.	Hayley Busby (2019)	.706
5.	Nicole Koren (2009)	.704
6.	Kelly Haller (2007)	.685
7.	**Jade Hylton (2024)**	**.682**
8.	Kristen Dennis (2001)	.681
9.	Sarah Tacke (2010)	.667
10.	Eileen Schmidt (1993)	.659

WALKS

1.	Heather Field (2004)	64
2.	Kristen Dennis (2002)	54
3.	Kristen Dennis (2001)	47
4.	Martha Greer (1981)	39
5.	Jenn Wynn (2005)	36
6.	Heather Field (2003)	35
7.	Allison Davis (2015)	34
8.	Heather Field (2002)	33
9.	Missy Mikolajczak (1988)	32
	Kelly Haller (2008)	32

SACRIFICE HITS (SINCE 1992)

1.	Amy Peay (2000)	30
2.	Paloma Vanderzanden (1996)	23
3.	Jim Bumler (2001)	19
4.	Jessica Taylor (2004)	18
	Karen Breshears (2000)	18
6.	Lauren McCaskey (2010)	17
7.	Heather Field (2001)	15
	Tanya Spishak (1994)	15
	Cheryl Willson (1992)	15
10.	Corrine Good (1999)	14
	Paloma Vanderzanden (1995)	14

*Since 1992

SACRIFICE FLIES (SINCE 1992)

1.	Tish Tablan (1998)	7
2.	Kelly Ritch (1994)	5
	Kaitlin Fitzgerald (2015)	5
4.	Giannina Cipolloni (2010)	4
	Jenn Wynn (2004)	4
	Kristen Dennis (2002)	4
	Hannah Owings (2002)	4
	Megan Harris (2015)	4
9.	17 Players Tied	3

*Since 1992

HIT BY PITCH

1.	Kristen Hawkins (2012)	13
	Shelby Barbee (2024)	13
3.	**Sarah Coon (2022)**	**12**
	Sarah Tacke (2010)	12
5.	Sarah Tacke (2008)	11
	Eileen Schmidt (1994)	11
7.	Ruby Rojas (2003)	9
	Kim Furphy (1989)	9
9.	Brooke Sorber (2007)	8
	Sarah Tacke (2007)	8
	Sara Larquier (2006)	8
	Taylor Sarcone (2014)	8
	Allison Davis (2015)	8
	Alexa Martinez (2011)	8
	Kristen Hawkins (2013)	8

ON BASE PERCENTAGE

1.	Kristen Dennis (2002)	.547
2.	Kristen Dennis (2001)	.516
3.	Heather Field (2004)	.510
4.	Kelly Haller (2007)	.497
5.	Martha Greer (1981)	.487
6.	Sarah Tacke (2009)	.480
7.	Ruby Rojas (2001)	.478
8.	Eileen Schmidt (1994)	.468
9.	Lacy Smith (2019)	.464
	Sarah Tacke (2010)	.464

STOLEN BASES

1.	Giannina Cipolloni (2011)	32
2.	Giannina Cipolloni (2012)	31
3.	Elea Crockett (2005)	24
	Kelly McCabe (2000)	24
5.	Meaghan Young (2001)	23
	Lori Reese (1999)	23
7.	**Kelly Ayer (2023)**	**22**
	Jade Hylton (2023)	**22**
9.	Natalie Annis (1994)	21
	Mayrose Sullivan (1980)	21

HITTING STREAKS (SINCE 2000)

1.	Lacy Smith (2019)	16
2.	Kristen Dennis (2001)	14
	Hayley Busby (2019)	14
4.	Katie Park (2017)	13
	Elea Crockett (2004)	13
	Heather Field (2002)	13
7.	**Kelly Ayer (2023)**	**12**
	Marcy Bowdren (2013)	12
	Sara Larquier (2004)	12
	Jenn Wynn (2004)	12
	Ruby Rojas (2001)	12
	Lori Reese (1999)	12

EXTRA BASE HITS

1.	Sara Larquier (2005)	34
2.	Kristen Dennis (2002)	33
3.	Sara Larquier (2004)	31
4.	Lacy Smith (2019)	30
	Hayley Busby (2019)	30
6.	Allison Davis (2015)	29
7.	Sara Larquier (2003)	28
8.	Meg Young (2001)	27
9.	Meg Young (2000)	26
10.	Heather Field (2004)	25
	Heather Field (2003)	25
	Kristen Dennis (2001)	25

MULTIPLE HIT GAMES (SINCE 1999)

1.	Meg Young (2001)	27
2.	Ruby Rojas (2001)	24
3.	Katie Park (2017)	22
4.	Sara Larquier (2005)	21
	Sara Larquier (2004)	21
	Lori Reese (1999)	21
7.	Hayley Busby (2019)	20
	Allison Davis (2018)	20
	Elea Crockett (2005)	20
	Kristen Dennis (2002)	20

MULTIPLE RBI GAMES (SINCE 1999)

1.	Sara Larquier (2003)	17
2.	Sara Larquier (2005)	14
	Ruby Rojas (2002)	14
4.	Lacy Smith (2019)	13
	Heather Field (2001)	13
6.	Sarah Tacke (2010)	12
	Kelly Haller (2007)	12
	Sara Larquier (2004)	12
	Kristen Dennis (2002)	12
10.	Allison Davis (2018)	11
	Sarah Tacke (2009)	11
	Ruby Rojas (2003)	11
	Kristen Dennis (2001)	11
	Ruby Rojas (2001)	11

Bold indicates active player

INDIVIDUAL SINGLE SEASON RECORDS **PITCHING & FIELDING**

EARNED RUN AVERAGE

1.	Kristyn Abel (1989)	0.54
2.	Lisa Palmer (1989)	0.70
3.	Michelle Collins (1991)	0.82
4.	Kristyn Abel (1991)	0.89
5.	Michelle Collins (1993)	0.95
6.	Kristen Dennis (2002)	0.97
7.	Kristyn Abel (1990)	0.97
8.	Lisa Palmer (1987)	0.98
9.	Lisa Palmer (1988)	1.06
10.	Lisa Palmer (1986)	1.07

WINS

1.	Melanie Mitchell (2010)	27
	Lisa Palmer (1988)	27
3.	Michelle Collins (1994)	25
	Lisa Palmer (1989)	25
5.	Kristen Dennis (2002)	24
6.	Michelle Collins (1993)	23
7.	Kristyn Abel (1992)	22
8.	Stacey Zagol (1998)	19
	Melanie Mitchell (2012)	19
10.	Kristen Dennis (2001)	18

STRIKEOUTS

1.	Michelle Collins (1994)	335
2.	Melanie Mitchell (2010)	295
3.	Kristen Dennis (2002)	293
4.	Michelle Collins (1993)	284
5.	Melanie Mitchell (2012)	278
6.	Melanie Mitchell (2013)	270
7.	Melanie Mitchell (2011)	258
8.	Stacey Zagol (1998)	201
9.	Kristen Dennis (2001)	200
	Michelle Collins (1995)	200

PITCHING APPEARANCES

1.	Aimee Chapdelaine (2014)	49
2.	Melanie Mitchell (2010)	47
3.	Erika Osherow (2018)	45
4.	Erika Osherow (2017)	44
5.	Erika Osherow (2016)	42
	Karla Wilburn (2007)	42
7.	Melanie Mitchell (2011)	41
	Kristen Dennis (2002)	41
	Stacy Zagol (1998)	41
	Michelle Collins (1994)	41
	Coty Tolar (2007)	41
	Eileen Schmidt (1994)	41

PITCHING GAMES STARTED

1.	Aimee Chapdelaine (2014)	46
2.	Melanie Mitchell (2010)	44
3.	Melanie Mitchell (2011)	37
4.	Lisa Palmer (1989)	36
5.	Michelle Collins (1994)	35
6.	Lisa Palmer (1988)	34
7.	Melanie Mitchell (2013)	32
8.	Stacey Zagol (1998)	31
	Erika Osherow (2017)	31
	Melanie Mitchell (2012)	31

INNINGS PITCHED

1.	Melanie Mitchell (2010)	286.2
2.	Michelle Collins (1994)	271.1
3.	Lisa Palmer (1988)	270.0
4.	Lisa Palmer (1989)	250.0
5.	Stacey Zagol (1998)	239.1
6.	Melanie Mitchell (2011)	225.2
7.	Kristen Dennis (2002)	217.0
	Melanie Mitchell (2013)	217.0
9.	Erika Osherow (2016)	214.2
10.	Michelle Collins (1993)	212.2
	Melanie Mitchell (2012)	212.2

COMPLETE GAMES

1.	Melanie Michell (2010)	34
2.	Lisa Palmer (1988)	33
	Michelle Collins (1994)	33
4.	Lisa Palmer (1989)	31
5.	Stacey Zagol (1998)	29
	Michelle Collins (1993)	29
7.	Melanie Mitchell (2012)	28
	Melanie Mitchell (2011)	28
9.	Melanie Mitchell (2013)	27
10.	Kristyn Abel (1992)	24

SHUTOUTS

1.	Lisa Palmer (1989)	14
2.	Michelle Collins (1993)	13
3.	Kristyn Abel (1989)	12
	Kristyn Abel (1992)	12
	Lisa Palmer (1988)	12
6.	Michelle Collins (1994)	11
7.	Kristen Dennis (2002)	9
8.	Melanie Mitchell (2011)	8
	Melanie Mitchell (2010)	8
	Stacey Zagol (1998)	8

SAVES

1.	Madison Harris (2022)	6
2.	Coty Tolar (2006)	5
3.	Erin Horn (2006)	4
4.	**Eden Bigham (2024)**	**3**
	Mikayla Houge (2021)	3
	Allyson Frei (2019)	3
	Whitney Holstun (2008)	3
	Joanna Barstad (2004)	3
	Christina Grimm (2003)	3
9.	Ten Players Tied	2

PUTOUTS

1.	Amy Peay (1998)	492
2.	Hannah Owings (2004)	432
3.	Danni Ingraham (2017)	377
4.	Kim Brower (1986)	375
5.	Danni Ingraham (2018)	374
6.	Brit Gore (2001)	363
7.	Lauren McCaskey (2010)	355
8.	Margaret Lluy (1985)	354
9.	Hannah Owings (2002)	353
10.	Kelly Ritch (1995)	344
	Lauren McCaskey (2008)	344

ASSISTS

1.	Lisa Palmer (1989)	221
2.	Lisa Palmer (1986)	204
3.	Sara Larquier (2005)	163
4.	Heather Field (2004)	153
5.	Jill Bumler (2001)	150
6.	Lori Reese (1998)	146
7.	Sara Larquier (2004)	145
8.	Hayley Busby (2018)	144
8.	Karen Breshears (1998)	143
9.	Stacy Holmes (1998)	141
10.	Heather Field (2001)	137

TOTAL FIELDING CHANCES

1.	Amy Peay (1998)	517
2.	Hannah Owings (2004)	477
3.	Kim Brower (1986)	412
4.	Britton Gore (2001)	399
5.	Danni Ingraham (2018)	396
	Danni Ingraham (2017)	396
6.	Hannah Owings (2002)	388
7.	Eileen Schmidt (1994)	387
8.	Lisa Palmer (1989)	384
9.	Kelly Ritch (1995)	382
	Margaret Lluy (1985)	382

FIELDING PERCENTAGE (Min 150 Chances)

1.	Allison Pittman (2011)	1.000
2.	Leah Boggs (2023	.997
3.	Michelle Salmiery (2006)	.996
4.	Lauren McCaskey (2010)	.995
5.	Megan Harris (2014)	.994
6.	Margaret Lluy (1983)	.993
7.	Danni Ingraham (2016)	.993
8.	Danni Ingraham (2017)	.992
9.	Hannah Owings (2004)	.992
10.	Leah Boggs (2022)	.991
	Beth Crimi (1998)	.991

DOUBLE PLAYS (Since 2000)

1.	Megan Harris (2014)	24
2.	Hannah Owings (2004)	21
3.	Danni Ingraham (2018)	20
4.	Danni Ingraham (2017)	17
5.	Hayley Busby (2018)	15
6.	Hannah Owings (2003)	14
7.	Arizona Ritchie (2021)	13
	Ashlee Davis (2018)	13
	Sara Larquier (2004)	13
	Heather Field (2004)	13

OUTFIELD ASSISTS (Since 2000)

1.	Iyana Hughes (2017)	10
2.	Allison Davis (2018)	7
	Jessica Taylor (2005)	7
4.	Kate Covington (2018)	6
	Jackie Greer (2004)	6
6.	Valerie Sevilla (2002)	5
	Giannina Cipolloni (2011)	5
8.	Allison Davis (2016)	4
	Iyana Hughes (2015)	4
	Lindsey Preuss (2008)	4
	Jessica Taylor (2006)	4
	Lauren Dennis (2005)	4
	Johanna Kaiser (2003)	4
	Katie Weinberg (2003	4

Statistical Notes

-Games played data for the 1988 season is unavailable

-Individual fielding statistics are unavailable for 1980-81, 87-88 seasons

-Stolen base attempt data unavailable from 1980-85, 1989 & 1991

-Pitching statistics including complete games, shutouts and runs unavailable 1980-81, 1984-85

-ERA unavailable for 1980-81 seasons

INDIVIDUAL CAREER RECORDS **PITCHING & FIELDING**

GAMES PLAYED

1.	Heather Field (2001-04)	262
2.	Meg Young (1998-01)	261
3.	Ruby Rojas (2000-03)	256
4.	Kristen Dennis (1999-02)	251
5.	Sara Larquier (2003-06)	244
6.	Hannah Owings (2001-04)	240
7.	Jessica Taylor (2003-06)	234
8.	Katie Weinberg (2000-03)	223
	Corinne Good (1997-00)	223
10.	Elea Crockett (2004-07)	222

GAMES STARTED (SINCE 1993)

1.	Heather Field (2001-04)	262
2.	Meg Young (1998-01)	261
3.	Ruby Rojas (2000-03)	250
	Kristen Dennis (1999-02)	250
5.	Sara Larquier (2003-06)	243
6.	Hannah Owings (2001-04)	238
7.	Jessica Taylor (2003-06)	232
8.	Corinne Good (1997-00)	219
9.	Elea Crockett (2004-07)	216
10.	Alex Skinkis (2010-13)	210
	Giannina Cipolloni (2009-12)	210

AT-BATS

1.	Meg Young (1998-01)	881
2.	Sara Larquier (2003-06)	751
3.	Heather Field (2001-04)	742
4.	Ruby Rojas (2000-03)	726
5.	Kristen Dennis (1999-02)	703
6.	Jessica Taylor (2003-06)	684
7.	Elea Crockett (2004-07)	667
8.	Hannah Owings (2001-04)	658
9.	Allison Davis (2015-18)	657
10.	Danni Ingraham (2015-18)	652

BATTING AVERAGE (MIN 200 AB)

1.	Kristen Dennis (1999-02)	255-703	.363
2.	Kelly Haller (2007-08)	101-281	.359
3.	Heather Field (2001-04)	254-742	.342
4.	Ruby Rojas (2000-03)	241-726	.332
5.	Sara Larquier (2003-06)	249-751	.332
6.	Allison Davis (2015-18)	217-657	.330
7.	Karen Sock (1991-92)	70-211	.327
8.	Meg Young (1998-01)	285-881	.323
9.	Paloma Vanderzanden (1994-96)	117-363	.322
10.	Marybeth Daucher (1982-85)	137-427	.321

RUNS

1.	Heather Field (2001-04)	178
2.	Meg Young (1998-01)	149
3.	Ruby Rojas (2000-03)	147
4.	Allison Davis (2015-18)	146
5.	Elea Crockett (2004-07)	136
6.	Elysa Calderone (1993-96)	135
7.	Sara Larquier (2003-06)	126
8.	Jessica Taylor (2003-06)	119
9.	Kristen Dennis (1999-02)	114
10.	Kelly McCabe (1998-02)	112

HITS

1.	Meg Young (1998-01)	285
2.	Kristen Dennis (1999-02)	255
3.	Heather Field (2001-04)	254
4.	Sara Larquier (2003-06)	249
5.	Ruby Rojas (2000-03)	241
6.	Allison Davis (2015-18)	217
7.	Elea Crockett (2004-07)	204
8.	Jessica Taylor (2003-06)	199
9.	Hannah Owings (2001-04)	192
10.	Elysa Calderone (1993-96)	186

DOUBLES

1.	Kristen Dennis (1999-02)	58
2.	Sara Larquier (2003-06)	55
3.	Meg Young (1998-01)	51
4.	Ruby Rojas (2000-03)	50
5.	Heather Field (2001-04)	48
6.	Jenn Wynn (2002-05)	45
7.	Allison Davis (2015-18)	44
8.	Lori Reese (1996-99)	40
9.	Beth Crimi (1995-98)	39
10.	Jamie Hahn (1993-96)	38

TRIPLES

1.	Meg Young (1998-01)	24
2.	Marybeth Daucher (1982-85)	23
3.	Elea Crockett (2004-07)	16
	Missy Mikolajczak (1988-91)	16
	Carol O'Neal (1984-87)	16
	Jessica Taylor (2003-06)	16
	Giannina Cipolloni (2009-12)	16
8.	Sara Larquier (2003-06)	15
	Heather Field (2001-04)	15
	Eileen Schmidt (1991-94)	15

HOME RUNS

1.	Sara Larquier (2003-06)	35
2.	Tori Gllbert (2019-2023)	34
3.	Danni Ingraham (2015-18)	33
4.	Sarah Tacke (2007-10)	30
5.	Lacy Smith (2016-19)	29
	Allison Davis (2015-18)	29
	Kristen Dennis (1999-02)	29
8.	Ruby Rojas (2000-03)	25
9.	Katie Goldberg (2020-23)	24
	Nicole Koren (2007-10)	24
	Heather Field (2001-04)	24
	Jade Hylton (2023-Present)	**24**

RUNS BATTED IN

1.	Sara Larquier (2003-06)	181
2.	Kristen Dennis (1999-02)	158
3.	Ruby Rojas (2000-03)	141
4.	Heather Field (2001-04)	140
5.	Sarah Tacke (2007-10)	125
6.	Allison Davis (2015-18)	111
7.	Danni Ingraham (2015-18)	107
8.	Hannah Owings (2001-04)	106
9.	Eileen Schmidt (1991-94)	102
10.	Katie Goldberg (2020-23)	100

TOTAL BASES

1.	Sara Larquier (2003-06)	439
2.	Kristen Dennis (1999-02)	414
3.	Meg Young (1998-01)	408
4.	Heather Field (2001-04)	404
5.	Ruby Rojas (2000-03)	378
6.	Allison Davis (2015-18)	370
7.	Danni Ingraham (2015-18)	313
8.	Sarah Tacke (2006-10)	301
9.	Katie Park (2014-17)	277
	Marcy Bowdren (2011-14)	277

SLUGGING PERCENTAGE (MIN 200 AB)

1.	Hayley Busby (2018-19)	.592
2.	Kristen Dennis (1999-02)	.589
3.	Sarah Tacke (2006-10)	.586
4.	Sara Larquier (2003-06)	.585
5.	Allison Davis (2015-18)	.563
6.	Marybeth Daucher (1982-85)	.553
7.	Kelly Haller (2007-08)	.552
8.	Heather Field (2001-04)	.544
9.	Lacy Smith (2016-19)	.543
10.	Tori Gilbert (2019-23)	.521
	Ruby Rojas (2000-03)	.521

WALKS

1.	Heather Field (2001-04)	153
2.	Kristen Dennis (1999-02)	144
3.	Hannah Owings (2001-04)	85
4.	Allison Davis (2015-18)	79
	Ruby Rojas (2000-03)	79
6.	Sarah Tacke (2007-10)	78
7.	Giannina Cipolloni (2009-12)	77
8.	Iyana Hughes (2014-17)	70
9.	Missy Mikolajczak (1988-91)	69
10.	Elysa Calderone (1993-96)	68

EXTRA BASE HITS

1.	Sara Larquier (2003-06)	105
2.	Kristen Dennis (1999-02)	94
3.	Heather Field (2001-04)	87
4.	Meg Young (1998-01)	83
5.	Ruby Rojas (2000-03)	81
6.	Sarah Tacke (2007-10)	73
7.	Giannina Cipolloni (2009-12)	67
8.	Tori Gilbert (2019-23)	63
`9.	Katie Park (2014-17)	60
	Allison Davis (2015-)	60

MULTIPLE HIT GAMES (SINCE 1999)

1.	Meg Young (1998-01)	86
2.	Kristen Dennis (1999-02)	70
3.	Sara Larquier (2003-06)	68
4.	Heather Field (2001-04)	63
5.	Allison Davis (2015-18)	60
	Ruby Rojas (2000-03)	59
7.	Elea Crockett (2004-07)	51
8.	Jessica Taylor (2003-06)	48
9.	Lori Reese (1996-99)	47
10	Katie Park (2014-17)	45

MULTIPLE RBI GAMES (SINCE 1999)

1.	Sara Larquier (2003-06)	40
2.	Ruby Rojas (2000-03)	39
3.	Heather Field (2001-04)	37
4.	Allison Davis (2015-18)	29
	Hannah Owings (2001-04)	29
6.	Danni Ingraham (2015-)	28
7.	Tori Gilbert (2019-23)	23
	Katie Park (2014-17)	23
9.	Jenn Wynn (2002-05)	21
10.	Meg Young (1998-01)	19
	Marcy Bowdren (2011-14)	19
	Kaitlin Fitzgerald (2015-17)	19
	Iyana Hughes (2014-17)	19

SACRIFICE HITS (Since 1992)

1.	Amy Peay (1997-00)	54
2.	Jessica Taylor (2003-'06)	43
3.	Paloma Vanderzanden (1994-96)	42
4.	Heather Field (2001-04)	39
	Corrine Good (1997-00)	39
6.	Karen Breshears (1998-00)	34
	Lauren McCaskey (2008-11)	34
8.	Joanna Kaiser (2000-03)	33
9.	Elea Crockett (2004-07)	31
10.	Natalie Annis (1991-94)	30

SACRIFICE FLIES (Since 1992)

1.	Giannina Cipolloni (2009-12)	11
2.	Tori Gilbert (2019-23)	8
	Kaitlin Fitzgerald (2015-17)	8
	Megan Harris (2012-15)	8
	Sara Larquier (2003-06)	8
6.	Hannah Owings (2001-04)	7
	Kristen Dennis (1999-02)	7
8.	Katie Park (2014-17)	6
	Elysa Calderone (1993-96)	6
	Eileen Schmidt (1991-'94)	6

HIT BY PITCH

1.	Sarah Tacke (2007-10)	37
2.	Allison Davis (2015-18)	26
3.	Kristen Hawkins (2010-12)	25
4.	Ruby Rojas (2000-03)	24
	Sarah Coon (2021-Present)	**24**
6.	Eileen Schmidt (1991-94)	23
7.	Brooke Sorber (2004-07)	21
8.	Shelby Barbee (2022-24)	17
9.	Jessica Taylor (2003-06)	16
	Alexa Martinez (2010-12)	16

ON-BASE PERCENTAGE (MIN 200 AB)

1.	Kelly Haller (2007-08)	.473
2.	Kristen Dennis (1999-02)	.470
3.	Heather Field (2001-04)	.460
4.	Sarah Tacke (2006-10)	.432
5.	Eileen Schmidt (1991-94)	.416
6.	Ruby Rojas (2000-03)	.412
7.	Allison Davis (2015-18)	.411
8.	Gigi Grover (1980-83)	.406
9.	Karen Sock (1991-92)	.399
10.	Erica Cipolloni (2011-13)	.395

STOLEN BASES

1.	Giannina Cipolloni (2009-12)	89
2.	Heather Field (2001-04)	65
3.	Alison Pittman (2008-11)	60
4.	Taylor Williams (2010-13)	54
5.	Elea Crockett (2004-07)	52
	Jessica Taylor (2003-06)	52
	Kelly McCabe (1998-02)	52
8.	Meg Young (1998-01)	48
9.	Maryrose Sullivan (1980-83)	43
10.	Gigi Grover (1980-83)	39
	Iyana Hughes (2014-17)	39

STOLEN BASE PCT. (MIN 30 ATT)

1.	Iyana Hughes (2014-17)	39-43	.907
2.	Giannina Cipolloni (2009-12)	89-100	.890
3.	Tori Gilbert (2019-23)	28-32	.875
4.	Elysa Calderone (1993-96)	35-41	.854
5.	Meghan O'Leary (2005-08)	27-32	.844
6.	Bailey Winscott (2019-22)	25-30	.833
	Allison Pittman (2008-11)	60-72	.833
8.	Lori Reese (1996-99)	34-41	.829
9.	Kelly McCabe (1998-02)	52-66	.788
10.	Sara Larquier (2003-06)	35-45	.778

*Since 1992

INDIVIDUAL CAREER RECORDS **PITCHING & FIELDING**

EARNED RUN AVERAGE (MIN 200 IP)

1.	Kristyn Abel (1989-92)	650.1 IP	0.93
2.	Lisa Palmer (1986-89)	861.2 IP	0.94
3.	Michelle Collins (1991, 93-95)	761.2 IP	1.04
4.	Kristen Dennis (1999-02)	612.0 IP	1.36
5.	Kerry Lewis (1990-93)	376.0 IP	1.47
6.	Marybeth Daucher (1982-85)	504.2 IP	1.79
7.	Stacey Zagol (1997-00)	621.2 IP	1.91
8.	Christina Quinn (1997-00)	488.2 IP	1.95
9.	Terri Troiano (1982-85)	428.1 IP	2.17
10.	Erin Horn (2003-06)	645.2 IP	2.35

WINS

1.	Melanie Mitchell (2010-13)	79
2.	Lisa Palmer (1986-89)	74
3.	Michelle Collins (1991, 93-95)	72
4.	Kristyn Abel (1989-92)	70
5.	Erin Horn (2003-06)	61
6.	Kristen Dennis (1999-02)	57
7.	Stacey Zagol (1997-00)	48
8.	Chrissy Quinn (1997-00)	41
9.	Karla Wilburn (2006-09)	39
10.	Marybeth Daucher (1982-85)	38

STRIKEOUTS

1.	Melanie Mitchell (2010-13)	1,101
2.	Michelle Collins (1991, 93-95)	932
3.	Kristen Dennis (1999-02)	702
4.	Erin Horn (2003-06)	676
5.	Lisa Palmer (1986-89)	628
6.	Chrissy Quinn (1997-00)	484
7.	Stacey Zagol (1997-00)	449
8.	Kristyn Abel (1989-92)	328
9.	Erika Osherow (2016-19)	327
10.	**Eden Bigham (2023-Present)**	**309**

PITCHING APPEARANCES

1.	Melanie Mitchell (2010-13)	161
2.	Erika Osherow (2016-19)	148
3.	Erin Horn (2003-06)	145
4.	Karla Wilburn (2006-09)	137
5.	Lisa Palmer (1986-89)	135
6.	Coty Tolar (2004-07)	128
7.	Stacy Zagol (1997-00)	121
8.	Michelle Collins (1991, 93-95)	118
9.	Kristen Dennis (1999-02)	111
10.	Kristyn Abel (1989-92)	97

PITCHING GAMES STARTED

1.	Melanie Mitchell (2010-13)	144
2.	Lisa Palmer (1986-89)	112
3.	Michelle Collins (1991, 93-95)	103
4.	Erika Osherow (2016-19)	93
5.	Erin Horn (2003-06)	89
	Karla Wilburn (2005-09)	89
7.	Stacey Zagol (1997-00)	83
8.	Kristyn Abel (1989-92)	82
9.	Coty Tolar (2004-07)	79
	Kristen Dennis (1999-02)	79

INNINGS PITCHED

1.	Melanie Mitchell (2010-13)	942.0
2.	Lisa Palmer (1986-89)	861.2
3.	Michelle Collins (1991, 93-95)	761.2
4.	Kristyn Abel (1989-92)	650.1
5.	Erin Horn (2003-06)	645.2
6.	Stacey Zagol (1997-00)	621.2
7.	Kristen Dennis (1999-02)	612.0
8.	Erika Osherow (2016-19)	598.0
9.	Karla Wilburn (2005-09)	526.2
10.	Coty Tolar (2004-07)	519.2

COMPLETE GAMES

1.	Melanie Mitchell (2010-13)	117
2.	Lisa Palmer (1986-89)	102
3.	Michelle Collins (1991, 93-95)	93
4.	Kristyn Abel (1989-92)	68
5.	Stacey Zagol (1997-00)	65
6.	Kristen Dennis (1999-02)	56
7.	Erin Horn (2003-06)	54
8.	Chrissy Quinn (1997-00)	50
9.	Erika Osherow (2016-19)	40
10.	Kerry Lewis (1990-93)	39

SHUTOUTS

1.	Michelle Collins (1991, 93-95)	35
2.	Lisa Palmer (1986-89)	33
3.	Kristyn Abel (1989-92)	30
4.	Melanie Mitchell (2010-13)	23
5.	Kristen Dennis (1999-02)	18
	Stacey Zagol (1997-00)	18
7.	**Eden Bigham (2023-Present)**	**12**
8.	Erin Horn (2003-06)	11
	Chrissy Quinn (1997-00)	11
10.	Joanna Barstad (2001-04)	9

SAVES

1.	Madison Harris (2021-2024)	10
2.	Erin Horn (2003-06)	9
3.	**Eden Bigham (2023-Present)**	**7**
4.	Coty Tolar (2004-07)	6
4.	Joanna Barstad (2001-04)	5
	Melanie Mitchell (2010-13)	5
7.	Stacey Zagol (1997-00)	4
8.	Lacy Smith (2016-19)	3
	Erika Osherow (2016-19)	3
	Allyson Frei (2019)	3
	Lisa Palmer (1986-89)	3
	Karla Wilburn (2005-09)	3
	Christina Grimm (2003)	3
	Kristen Dennis (1999-2002)	3
	Kerry Lewis (1990-1993)	3
	Lisa Palmer (1986-1989)	3
	Whitney Holstun ('06-'08)	3

PUTOUTS

1.	Hannah Owings ('01-'04)	1,419
2.	Margaret Lluy ('82-'85)	1,179
3.	Danni Ingraham (2015-18)	1,030
4.	Brit Gore ('00-'03)	920
5.	Amy Peay ('97-'00)	877
6.	Kristen Hawkins (2010-13)	866
7.	Lauren McCaskey (2008-11)	798
8.	Kristen Dennis ('99-'02)	796
9.	Eileen Schmidt ('91-'94)	771
10.	Jenn Wynn ('02-'05)	649

ASSISTS

1.	Heather Field (2001-04)	526
2.	Sara Larquier (2003-06)	485
3.	Lori Reese (1996-99)	450
4.	Lisa Palmer (1986-89)	425
5.	Karen Breshears (1998-00)	400
6.	Abby Snyder (2007-10)	388
7.	Elea Crockett (2004-07)	381
8.	Marybeth Daucher (1982-85)	371
9.	Ruby Rojas (2000-03)	368
10.	Katie Goldberg (2020-23	325

TOTAL FIELDING CHANCES

1.	Hannah Owings (2001-04)	1,560
2.	Margaret Lluy (1982-85)	1,275
3.	Amy Peay (1997-00)	1,177
4.	Danni Ingraham (2015-18)	1,086
5.	Heather Field (2001-04)	1,075
6.	Brit Gore (2000-03)	1,010
7.	Sara Larquier (2003-06)	1,002
8.	Kristen Hawkins (2010-13)	993
9.	Eileen Schmidt (1991-94)	984
10.	Lauren McCaskey (2008-11)	942

FIELDING PERCENTAGE (Min 200 Chances)

1.	Danni Ingraham (2015-18)	.992
2.	Michelle Salmiery (2004-07)	.988
3.	Margaret Lluy (1982-85)	.987
4.	Allison Pittman (2008-11)	.985
5.	Kristen Hawkins (2010-13)	.983
6.	Jenn Wynn (2002-05)	.983
7.	Hannah Owings (2001-04)	.983
8.	Britton Gore (2000-03)	.982
9.	Kelley Haller (2007-09)	.982
10.	Michelle Daly (1992-93)	981

DOUBLE PLAYS (Since 2000)

1.	Danni Ingraham (2015-18)	46
2.	Hannah Owings (2001-04)	45
3.	Sara Larquier (2003-06)	37
4.	Heather Field (2001-04)	33
5.	Megan Harris (2012-15)	29
6.	Arizona Ritchie (2019-22)	28
	Lauren McCaskey (2008-11)	28
8.	Madison Labshere (2014-17)	26
9.	Katie Goldberg (2020-23)	25
	Ashlee Davis (2017-19)	25

OUTFIELD ASSISTS (Since 2000)

1.	Iyana Hughes (2014-17)	16
2.	Jessica Taylor (2003-06)	15
3.	Allison Davis (2015-18)	11
4.	Taylor Williams (2010-13)	10
5.	Giannina Cipolloni (2009-12)	8
	Jackie Greer (2003-06)	8
	Hedi Velk (2012-15)	8
8.	Lauren Dennis (2002-05)	7
	Sarah Tacke (2006-10)	7
	Lindsey Preuss (2005-08)	7
	Johanna Kaiser (2000-03)	7
	Katie Weinberg (2000-03)	7

Statistical Notes

-Games played data for the 1988 season is unavailable

-Individual fielding statistics are unavailable for 1980-81, 87-88 seasons

-Stolen base attempt data unavailable from 1980-85, 1989 & 1991

-Pitching statistics including complete games, shutouts and runs unavailable 1980-81, 1984-85

-ERA unavailable for 1980-81 seasons

THE LAST **TIME**

A UVA BATTER(S) HAD

Pinch Hit Home Run	Tori Gilbert, Shelby Barbee vs. #13 Virginia Tech, 4/6/23
Pinch Hit Grand Slam	never
Leadoff Home Run	Jade Hylton at Longwood, 3/5/24
Back-to-Back Home Runs	Jade Hylton, Bella Cabral at Longwood, 3/5/24
Back-to-Back-to-Back Home Runs	Katie Goldberg, Tori Gilbert, Gabby Baylog vs. South Alabama, 3/5/22
Inside the Park HR	Jade Hylton vs. St. Thomas, 2/18/24
Two Home Run Game	Shelby Barbee at Georgia Tech, 4/26/24
Three Home Run Game	Sarah Tacke vs Boston College, 4/24/10
Grand Slam	Jade Hylton at #3 Duke - Game 1, 4/20/24
Walk-Off Home Run	MC Eaton vs. #4 UCLA, 2/16/25
Walk-Off Hit (non-run rule)	Sarah Coon vs. Iowa State, 2/25/24
Pinch Hit Walk-Off	Kailyn Jones vs. North Carolina, 4/1/23
Walk-Off Sac Fly	Abby Weaver vs. NC State, 4/14/24
Walk-Off BB	unknown
Walk-Off WP	unknown
Walk-off Error	vs. JMU, 4/18/23
Four-Hit Game	Lacy Smith at Georgia Tech, 3/17/19
Three-Double Game	McKall Miller vs. Oregon, 2/9/17
Two-Triple Game	Sarah Coon vs. #23 Kentucky, 2/13/25
Four-Run Game	Allison Davis vs. Georgia Tech, 3/10/18
Five-Run Game	Weezy Calderone vs. Coppin St., 3/30/96
Seven-RBI Game	Danni Ingraham at Louisville, 4/8/18
Six-RBI Game	Katie Goldberg vs. Bowling. Green, 5/22/22
Five-RBI Game	Jade Hylton vs. Lehigh, 2/23/24
Hit for the Cycle	never
Stole Three Bases	Kelly Ayer vs. Saint Francis, 3/5/23
Home Run in 3-Straight Games	Olivia Gott at Pitt, 4/20-4/23/18
Home Run in 5-Straight Games	Allison Davis, 3/3-3/6/18
Hit by a pitch twice in one inning	Unknown

A UVA PITCHER HAD

A Complete Game	Savanah Henley vs. #5 Texas A&M, 2/15/25
At Home	Eden Bigham vs. NC State, 4/14/24
On Road	Eden Bigham at North Carolia, 3/8/24
Neutral Site	Savanah Henley vs. #5 Texas A&M, 2/15/25
By a Freshman	Eden BIgham vs. Liberty, 4/11/23
Consecutive Complete Games	Eden Bigham vs. NC State, 4/12/24 vs. NC State, 4/14/24
A Shutout	Courtney Layne vs. Saint Francis, 2/9/25
At Home	Eden Bigham vs. NC State, 4/12/24
On Road	Eden Bigham at North Carolina, 3/8/24
Neutral Site	Courtney Layne vs. Saint Francis, 2/9/25
By a Freshman	Eden BIgham vs. Liberty, 4/11/23
Consecutive Shutouts	Melanie Mitchell vs. Drexel (2/12/11) and Kent State (2/18/11)
10 Innings Pitched	Michelle Collins vs. UNC (12 inn.), 4/22/94
19-Strikeout Game	Michelle Collins vs. George Mason, 4/5/94
17-Strikeout Game	Melanie Mitchell at Liberty, 5/3/11
16-Strikeout Game	Melanie Mitchell vs. George Washington, 3/20/13
15-Strikeout Game	Melanie Mitchell vs. Liberty, 4/25/12
14-Strikeout Game	Eden Bigham vs. Lehigh, 2/23/24
13-Strikeout Game	Eden Bigham vs. Lehigh, 2/23/24
12-Strikeout Game	Eden Bigham vs. Lehigh, 2/23/24
11-Strikeout Game	Eden Bigham vs. Lehigh, 2/23/24
10-Strikeout Game	Madi Harris at Villanova, 3/30/24
4 HBP in a Game	Eden Bigham vs. North Carolina, 4/2/23
Perfect Game	Michelle Collins vs. Coastal Carolina, 4/8/94
Solo No-Hitter	Eden Bigham vs. Lamar, 2/9/23
One-Hitter	Eden Bigham vs. Lehigh, 2/23/24
Two-Hitter	Molly Grube at #4 Clemson, 3/18/23
Combined No-Hitter	Alex Formby and Andie Formby vs. Virginia Tech, 4/8/15
Combined One-Hitter	Aly Rayle, Mikayla Houge and Madi Harris at NC State, 3/20/22

UVA AS A TEAM

Won in Extra Innings	5-1 at Villanova (8), 3/30/24
Lost in Extra Innings	3-4 (8) vs. #5 Texas A&M, 2/15/25
Back-to-Back Walk-Offs	vs. Howard, George Washington, 2/26/23
Shutout an Opponent	12-0 (5) vs. Saint Francis, 2/9/25
At Home	2-0 vs. NC State, 4/12/24
On Road	3-0 at North Carolina, 3/8/24
On Neutral Field	12-0 (5) vs. Saint Francis, 2/9/25
Back-to-Back Shutouts	1-0 & 5-0, vs. Iowa State & Delaware, 2/25/24
Scored 20 Runs in a Game	21, vs. UMBC, 3/6/93
At Home	21, vs. UMBC, 3/6/93
On Road	22, at Ferrum, 4/1/81
Scored 10 Runs in an Inning	10, at Georgia Tech (4th), 4/27/24
20 Hits in a Game	21, vs. UMBC, 3/6/91
5 Home Runs in a Game	5, at Pitt, 3/26/23
3 Home Runs in an Inning	3rd vs. South Alabama, 3/5/22
Hit for the Home Run Cycle	Never
Drew 10+ Walks	14, vs. UMES, 2/24/23
Left 10-14 Runners on Base	10, vs. NC State, 4/13/24
Left 15 Runners on Base	16, vs. Bethune-Cookman, 2/8/19
Turned a Triple Play	vs. North Carolina, 4/3/1998 Lori Reese (SS) to Amy Peay (1B)
Hit Into a Triple Play	F9-5-4 TP vs. Pitt, 3/10/19
Longest Winning Streak	25 games, 3/19-4/17/88
Won Against a Ranked Opponent at Home	3-0, vs. #11 Clemson, 3/24/24
Won Against a Ranked Opponent on the Road	3-2, at #3 Duke, 4/20/24
Won Against a Ranked Opponent at Neutral Site	7-6 vs. #4 UCLA, 2/16/25
Lost to a Ranked Opponent	3-4 (8) vs. #5 Texas A&M, 2/15/25
Defeated a No. 1 Ranked Opponent	Never
Swept a No. 1 Ranked Opponent	Never
Swept a Ranked Opponent, 3 Games	Never
Swept a Ranked Opponent on the Road	Never
Swept a Ranked Opponent at Home	Never
Won Series vs. Ranked Opponent	at #3 Duke, 2024
Swept by a Ranked Opponent	at #14 Clemson, 2023
Swept a Conference Opponent	at Pittsburgh, March 24-26, 2023
Swept a Conference Opponent at Home	Pittsburgh, April 22-24, 2022
Swept a Conference Opponent on the Road	at Pittsburgh, March 24-26, 2023
Rallied from a Five-Run Deficit	Down 5 vs. App State, 2/9/20
Committed Six or More Errors	6, vs. JMU, 3/3/20
Did Not Commit an Error in 5-Straight Games	7 games, 4/29/12-2/15/13

A UVA OPPONENT

Shutout UVA	0-6, at #3 Tennessee, 5/19/24
Shutout UVA in Two-Straight Games	0-12, 0-6 at #3 Tennessee, 5/18-19/24
Hit a Grand Slam	Kianna Jones – #23 South Carolina, 2/11/24
Threw a No-Hitter	Keely Rochard - Virginia Tech, 3/8/20
Threw a One-Hitter	Alexa Romero - Syracuse, 4/25/21
Hit Three HR in a Game	Caitlin Jordan - Georgia Tech, 4/23/11
Hit an Inside-the-Park HR	JoJo McRae - Maryland, 3/19/19
Hit for The Cycle	Never
Scored 10 Runs in an Inning	Georgia Tech (5th inn.), 3/10/18
Had a Pinch-Hit HR	Sydney Lewis, at Maryland, 3/12/24
Threw a CG	Karlyn Pickens, vs. #3 Tennessee, 5/19/24
Threw a Shutout	Karlyn Pickens, vs. #3 Tennessee, 5/19/24
Had 10+ Strikeouts	14 - Jala Wright, at #3 Duke, 4/19/24
Had 15+ Strikeouts	Danielle Spaulding - UNC, 4/11/09
Walk-Off Home Run	Brooke Blankenship – at South Carolina, 2/7/25
Walk-Off Wild Pitch	Notre Dame - 4/17/21
Walk-Off Walk	Auburn, 2/14/25
Walk-Off Error	at South Carolina, 2/6/25

SINGLE GAME **RECORDS**

TEAM

Offense

At-Bats	46	vs. Pitt (2/28/15)
Runs	27	vs. Coppin State (3/30/96)
		vs. Lynchburg (1980)
Hits	21	vs. UMBC (3/6/93)
Doubles	7	vs. Delaware State (3/21/15)
Triples	5	vs. UMBC (3/6/93)
Home Runs	5	at Boston College (4/24/10)
		at Elon (2/19/17)
		vs. Georgetown (4/18/17)
		vs. UMBC (3/3/18)
		at Pitt (3/26/23)
Total Bases	36	vs. UMBC (3/6/93)
Runs Batted In	19	vs. UMBC (3/6/93)
Walks	14	vs. UMES (2/24/23)
Hit By Pitches	6	vs. Colgate (2/25/12)
Stolen Bases	10	vs. Howard (2/26/23)
Sacrifice Hits	7	vs. Portland St. (3/16/00)
Sacrifice Flies	3	vs. GW (2/21/15)
Strikeouts	18	vs. UNC (4/11/09)
		vs. Virginia Tech (3/18/06)
		vs. GW (3/20/13)

Defense

Putouts:	42	vs. UNC (4/1/87)
Assists:	21	vs. NC State (3/28/04)
		at UNCW (3/6/16)
Errors:	8	vs. Delaware State (3/20/15)

Pitching

Innings Pitched:	14	vs. UNC (4/1/87)
Strikeouts:	19	vs. George Mason (4/5/94)
		vs. Davis & Elkins (4/12/89)
Walks	13	Syracuse (3/13/11)
		vs. Boston University (2/15/03)
		George Mason (3/27/14)
Hits Allowed	22	vs. UNC (3/28/15)
HR Allowed	7	vs. UNC (3/28/15)
ER Allowed	24	vs. UNC (3/28/15)
Most Runs Allowed	24	vs. UNC (3/28/15)

Misc. Team

Longest Game	14 innings	vs. UNC (4/1/87)
Largest Margin of Victory	27 (27-0)	vs. Lynchburg (1980)
Largest Losing Margin	21 (3-24)	vs. UNC (3/28/15)
Longest Win Streak	25 games	3/19-4/17/1988

INDIVIDUAL

Offense

At-Bats:	6	(Many times)
		Last: Bailey Winscott vs. Charlotte (2/7/20)
Runs:	5	Weezy Calderone vs. Coppin St. (3/30/96)
Hits:	4	(many times – last 5 times listed)
		Lacy Smith at Georgia Tech, 3/17/19
		Lacy Smith vs. Northern Kentucky, 2/15/19
		Allison Davis vs. Georgia Tech (3/10/18)
		Kaitlin Fitzgerald at Notre Dame (4/23/17)
		Allison Davis at N.C. State (3/18/17)
Doubles:	3	(4 times)
		McKall Miller vs. Oregon (2/9/17)
		Brooke Sorber vs. BC (3/31/07)
		Ruby Rojas vs. Bowling Green (3/16/03)
		Kelly Ritch vs. UNC Greensboro (2/25/94)
Triples:	2	(8 times - last 5 times listed)
		Sarah Coon vs. #23 Kentucky (2/13/25)
		Megan Harris vs. George Mason (3/11/15)
		Gianna Cipolloni vs. UC Davis (3/15/12)
		Cynthia Javaras vs. Virginia Tech (4/16/11)
		Elea Crockett vs. NC State (4/24/04)
Home Runs:	3	Sarah Tacke vs. Boston College (4/24/10)
Total Bases:	12	Sarah Tacke vs. Boston College (4/24/10)
Runs Batted In:	7	Danni Ingraham at Louisville (4/8/18)
		Jamie Hahn vs. Coppin State (3/30/95)
Walks:	4	(3 times)
		Allison Davis vs. George Mason (3/11/15)
		Elysa Calderone vs. Coppin St.(3/30/96)
		Julie Amaon vs. Coppin State (3/30/96)
Hit By Pitches:	3	Shelby Barbee vs. NC State (4/13/24)
		Kristen Hawkins vs. Colgate (2/25/12)
Stolen Bases:	4	Kelly Ayer vs. Saint Francis (3/5/23)
Sacrifice Hits:	3	Jody Smith vs. UNC (4/18/92)
		Iyana Hughes at UNCW (3/6/16)
Sacrifice Flies:	2	Iyana Hughes vs. W. Michigan (2/10/17)
		Kaitlin Fitzgerald vs. GW (2/21/15)
		Sara Larquier vs. St. Joseph's (3/3/06)
Hitting Streak:	16	Lacy Smith (3/1-3/22/19)

Defense

Putouts:	21	Cristy Chiappe vs. Penn State (3/14/97)
Assists:	9	(4 times)
		Lauren Heintzelman vs. Radford (3/6/16)
		Marcy Bowdren vs. George Mason (3/27/14)
		Joanna Barstad vs. St. Mary's (3/13/02)
		Michelle Collins vs. Western Illinois (3/10/91)
Errors:	4	(3 times)
		Allison Davis vs. Delaware State (3/20/15)
		Carly Winter vs. North Florida (2/29/08)
		Karen Sock vs. Florida State (3/14/92)

Pitching

Innings Pitched:	12	Michelle Collins vs. UNC (4/22/94)
		Michelle Collins vs. Yale (3/14/94)
Strikeouts:	19	Michelle Collins vs. George Mason (4/5/94)
		Lisa Palmer vs. Davis & Elkins (4/12/89)
Walks Allowed:	11	Jessica Edwards vs. Bowling Green (3/24/01)
Runs Allowed:	16	Alex Formby vs. GW (2/21/15)
Hits Allowed:	18	Aimee Chapdelaine vs. Syracuse (3/16/14)
		Allee Rife vs. Radford (3/24/08)
ER Allowed:	14	Alex Formby vs. Syracuse (4/25/15)
		Aimee Chapdelaine vs. Syracuse (3/16/14)
HR Allowed:	6	Alex Formby vs. Syracuse (4/25/15)

2025 STAT **TRACKER**

Multiple Hit Games	2	3	4	5+	Total
MC Eaton	3	-	-	-	3
Kelly Ayer	2	-	-	-	2
Sarah Coon	2	-	-	-	2
Reece Holbrook	2	-	-	-	2
Jade Hylton	2	-	-	-	2
Bella Cabral	1	-	-	-	1
Kailyn Jones	1	-	-	-	1
TEAM	**13**	**0**	**0**	**0**	**13**

Multiple RBI Games	2	3	4	5+	Total
Macee Eaton	2	1	-	-	3
MC Eaton	3	-	-	-	3
Bella Cabral	2	-	-	-	2
Kelly Ayer	-	1	-	-	1
Jade Hylton	1	-	-	-	1
TEAM	**8**	**2**	**0**	**0**	**10**

Hitting Streaks	Longest	Current
Bella Cabral	5	1
Sarah Coon	5	1
Kailyn Jones	5	-
Kelly Ayer	2	1
Macee Eaton	2	2
MC Eaton	2	1
Sydney Hartgrove	2	2
Jade Hylton	2	2
Reece Holbrook	2	1
Alex Call	1	1
Madison Greene	1	1
Kamyria Woody-Giggetts	1	1

Reached Base Streaks	Longest	Current
Sarah Coon	10	10
Bella Cabral	5	1
Kailyn Jones	5	-
Jade Hylton	4	4
Kelly Ayer	4	2
Macee Eaton	2	1
MC Eaton	2	2
Kelsey Hackett	2	-
Sydney Hartgrove	2	2
Reece Holbrook	2	1
Alex Call	1	1
Madison Greene	1	1
Sydney Hartgrove	1	1
Kamyria Woody-Giggetts	1	1

2025 HOME RUN **TRACKER**

No.	Name	Date	Opponent	On-Base	Inn	Outs	Count	Score	Final
1	Macee Eaton	2/7	at South Carolina	2	1	1	1-1	3-0	6-7
2	Bella Cabral	2/14	vs. Auburn	0	1	2	2-2	1-0	6-7 (8)
3	Sydney Hartgrove	2/14	vs. Auburn	0	6	0	3-2	5-3	6-7 (8)
4	MC Eaton	2/16	vs. #4 UCLA	1	7	1	0-2	7-6	7-6

STARTING **LINEUP BY POSITION**

DATE	OPP.	P	C	1B	2B	3B	SS	LF	CF	RF	DP
2/6	at South Carolina	Bigham	Coon	M. Eaton	Holbrook	Cabral	Hylton	Jones	Ayer	Hackett	MC Eaton
2/7	at South Carolina	Hodges	Hartgrove	M. Eaton	Holbrook	Cabral	Hylton	Jones	Ayer	MC Eaton	Coon
2/7	vs. ECU	Henley	Coon	M. Eaton	Holbrook	Cabral	Hylton	Jones	Ayer	Hackett	MC Eaton
2/8	vs. Toledo	Hodges	Hartgrove	M. Eaton	Holbrook	Cabral	Hylton	Jones	Ayer	MC Eaton	Coon
2/9	vs. Saint Francis	Layne	Hartgrove	M. Eaton	Holbrook	Cabral	Hylton	Woody-Giggetts	Ayer	MC Eaton	Coon
2/13	vs. #23 Kentucky	Layne	Coon	M. Eaton	Holbrook	Cabral	Hylton	Jones	Ayer	Heckett	MC Eaton
2/14	vs. Auburn	Bigham	Hartgrove	M. Eaton	Holbrook	Cabral	Hylton	Jones	Ayer	MC Eaton	Coon
2/15	vs. #5 Texas A&M	Henley	Hartgrove	M. Eaton	Holbrook	Cabral	Hylton	Jones	Ayer	MC Eaton	Coon
2/15	vs. San Diego State	Hodges	Coon	M. Eaton	Holbrook	Cabral	Hylton	Hackett	Ayer	MC Eaton	Hartgrove
2/16	vs. #4 UCLA	Layne	Hartgrove	M. Eaton	Holbrook	Cabral	Hylton	Jones	Ayer	MC Eaton	Coon

STARTING **LINEUP BY BATTING ORDER**

DATE	OPP.	1	2	3	4	5	6	7	8	9
2/6	at South Carolina	Hylton	Ayer	Cabral	M.Eaton	Coon	MC Eaton	Holbrook	Hackett	Jones
2/7	at South Carolina	Hylton	Ayer	Cabral	M. Eaton	Coon	MC Eaton	Holbrook	Hartgrove	Jones
2/7	vs. ECU	Hylton	Ayer	Cabral	M. Eaton	MC Eaton	Coon	Holbrook	Hackett	Jones
2/8	vs. Toledo	Hylton	Ayer	Cabral	M. Eaton	MC Eaton	Coon	Holbrook	Hartgrove	Jones
2/9	vs. Saint Francis	Hylton	Ayer	Cabral	M. Eaton	MC Eaton	Coon	Holbrook	Hartgrove	Woody-Giggetts
2/13	vs. #23 Kentucky	Hylton	Ayer	Cabral	M. Eaton	Coon	MC Eaton	Holbrook	Hackett	Jones
2/14	vs. Auburn	Hylton	Ayer	Cabral	M. Eaton	Coon	MC Eaton	Holbrook	Hartgrove	Jones
2/15	vs. #5 Texas A&M	Hylton	Ayer	Cabral	M. Eaton	MC Eaton	Coon	Hartgrove	Holbrook	Jones
2/15	vs. San Diego State	Hylton	Ayer	Cabral	M. Eaton	Coon	Hartgrove	MC Eaton	Holbrook	Hackett
2/16	vs. #4 UCLA	Hylton	Ayer	Cabral	M. Eaton	Coon	MC Eaton	Hartgrove	Holbrook	Jones

2025 Virginia Softball
Overall Statistics for Virginia (as of Feb 16, 2025)
(All games Sorted by Batting avg)

Record: 5-5 Home: 0-0 Away: 0-2 Neutral: 5-3 ACC: 0-0

Player	avg	gp-gs	ab	r	h	2b	3b	hr	rbi	tb	slg%	bb	hp	so	gdp	ob%	sf	sh	sb-att	po	a	e	fld%
7 Sarah Coon	.321	10-10	28	5	9	1	2	0	1	14	.500	5	1	5	0	.441	0	0	0-1	26	2	0	1.000
30 Bella Cabral	.308	10-10	26	3	8	2	0	1	6	13	.500	3	3	2	1	.412	2	1	0-1	10	19	1	.967
32 Reece Holbrook	.286	10-10	28	2	8	4	0	0	2	12	.429	1	0	6	0	.300	1	0	0-1	13	16	4	.879
16 M.C. Eaton	.281	10-10	32	5	9	5	1	1	7	19	.594	2	0	9	0	.324	0	0	0-0	8	1	0	1.000
34 Kelly Ayer	.250	10-10	32	8	8	1	1	0	6	11	.344	4	0	1	0	.324	1	0	2-4	13	0	0	1.000
10 Jade Hylton	.250	10-10	32	9	8	3	1	0	5	13	.406	3	0	2	0	.314	0	2	1-1	12	18	3	.909
19 Macee Eaton	.156	10-10	32	5	5	2	1	1	11	12	.375	2	0	9	0	.206	0	0	1-1	60	2	2	.969
---																							
9 Alex Call	.500	3-0	4	1	2	0	0	0	2	2	.500	0	0	1	0	.500	0	0	0-0	1	1	0	1.000
6 K. Woody-Giggetts	.333	6-1	3	3	1	0	0	0	1	1	.333	0	0	0	0	.333	0	0	2-2	2	0	0	1.000
2 Kailyn Jones	.286	9-8	21	4	6	1	1	0	1	9	.429	0	1	5	0	.318	0	0	1-1	7	1	1	.889
24 Sydney Hartgrove	.188	7-7	16	3	3	1	0	1	1	7	.438	1	1	3	0	.278	0	1	0-0	40	4	0	1.000
1 Kelsey Hackett	.000	8-4	11	4	0	0	0	0	0	0	.000	3	1	0	0	.267	0	0	1-1	7	0	0	1.000
28 Addison Thompson	.000	1-0	1	0	0	0	0	0	0	0	.000	0	0	0	0	.000	0	0	0-0	0	0	0	.000
18 Melissa Carr	.000	1-0	1	0	0	0	0	0	0	0	.000	0	0	0	0	.000	0	0	0-0	0	0	0	.000
8 Kassidy Hudson	.000	7-0	1	0	0	0	0	0	0	0	.000	0	0	0	0	.000	0	0	0-0	3	0	0	1.000
27 Madison Greene	.000	5-0	1	0	0	0	0	0	0	0	.000	0	0	1	0	.000	0	0	0-0	1	0	0	1.000
Totals	.249	10	269	52	67	20	7	4	43	113	.420	24	7	44	1	.322	4	4	8-13	205	72	12	.958
Opponents	.244	10	262	39	64	13	0	5	33	92	.351	38	7	59	2	.353	2	3	5-8	202	69	17	.941

LOB - Team (56), Opp (70). DPs turned - Team (3), Opp (1).

(All games Sorted by Earned run avg)

Player	era	w-l	app	gs	cg	sho	sv	ip	h	r	er	bb	so	2b	3b	hr	b/avg	wp	hp	bk	sfa	sha
20 Ava Hodges	2.10	0-1	4	3	0	0/0	0	10.0	9	5	3	4	3	5	0	0	.231	1	0	0	1	0
26 Savanah Henley	2.62	3-1	6	2	1	0/0	0	24.0	22	11	9	10	25	4	0	0	.242	1	2	0	1	1
14 Eden Bigham	3.50	0-3	7	2	0	0/0	3	16.0	19	13	8	13	12	3	0	1	.288	2	4	0	0	1
3 Courtney Layne	3.82	2-0	6	3	1	1/0	0	18.1	14	10	10	11	19	1	0	4	.212	4	1	0	0	1
Totals	3.07	5-5	10	10	2	1/0	3	68.1	64	39	30	38	59	13	0	5	.244	8	7	0	2	3
Opponents	3.85	5-5	10	10	1	0/0	1	67.1	67	52	37	24	44	20	7	4	.249	8	7	0	4	4

PB - Team (2), S. Hartgrove 2.

2025 **VIRGINIA CAVALIERS**

No.	Name	Pos.	B/T	Ht.	Yr.	Hometown/High School (Previous)
1	Kelsey Hackett	OF	R/R	5-4	Jr.	Appomattox, Va./Appomattox County
2	Kailyn Jones	OF	L/R	5-3	Sr.	Grayson, Ga./Grayson
3	Courtney Layne	LHP	L/L	5-3	Jr.	Appomattox, Va./Appomattox County
4	Brie Biddle	IF/OF	R/R	5-10	So.	Charlotte, N.C./Cannon School
6	Kamyria Woody-Giggetts	OF	L/R	5-1	So.	Halifax, Va./Halifax County
7	Sarah Coon	UT	R/R	5-5	Sr.	Elmira, N.Y./Elmira
8	Kassidy Hudson	OF	L/L	5-9	Jr.	Chesapeake, Va./Hickory
9	Alex Call	IF	R/R	5-6	Fr.	Bradenton, Fla./Parrish Community
10	Jade Hylton	IF	R/R	5-5	Jr.	Martinsville, Va./Bassett
14	Eden Bigham	RHP	R/R	5-6	Jr.	Rustburg, Va./Rustburg
16	MC Eaton	UT	R/R	5-9	Jr.	Charlotte, N.C./Charlotte Christian School
17	Reagan Hickey	UT	R/R	5-8	Fr.	Atlanta, Ga./The Mount Vernon School
18	Melissa Carr	C	R/R	5-6	So.	Windsor, Va./Windsor
19	Macee Eaton	IF	L/R	5-7	So.	Wheelersburg, Ohio/Wheelersburg
20	Ava Hodges	RHP	R/R	5-7	Fr.	Zebulon, N.C./North Raleigh Christian Acad.
23	Julia Cuozzo	RHP	R/R	6-0	So.	Mechanicsville, Va./Hanover
24	Sydney Hartgrove	C	R/R	5-9	Sr.	Hampstead, N.C./Topsail
26	Savanah Henley	LHP	L/L	5-6	Gr.	Mechanicsville, Va./Mechanicsville
27	Madison Greene	UT	R/R	5-5	Fr.	Purcellville, Va./Loudoun Valley
28	Addison Thompson	OF	R/R	5-9	Fr.	Chesterfield, Va./Clover Hill
30	Bella Cabral	IF	R/R	5-3	So.	Choctaw, Okla./Choctaw
32	Reece Holbrook	IF/OF	R/R	5-8	Sr.	Cumming, Ga./Wesleyan
34	Kelly Ayer	UT	L/R	5-4	Sr.	Mechanicsville, Va./Atlee

COACHING STAFF

Head Coach: Joanna Hardin (Biola University, 2005/ninth season)
Associate Head Coach: Jeff Tylka (Knox College, 2001/second season)
Assistant Coach: Jamie Allred (McNeese State, 2016/second season)
Assistant Coach: Caty Reeves (Cal Baptist, 2010/first season)
Director of Player Development: Ellis Laveen

PRONUNCIATION GUIDE

2	**Kailyn** Jones	(KAY-lin)
4	**Brie** Biddle	(BREE)
6	**Kamyria** Woody-**Giggetts**	(kuh-MY-ruh) (JIG-etts)
10	Jade **Hylton**	(HILL-ton)
14	Eden **Bigham**	(BIG-um)
17	**Reagan** Hickey	(RAY-ginn)
20	**Ava** Hodges	(AY-vuh)
23	Julia **Cuozzo**	(COO-zoh)
30	Bella **Cabral**	cuh-BRELL
32	Kelly **Ayer**	(AIR)

Jeff **Tylka** TILL-kuh

2024 VIRGINIA CAVALIERS RADIO & TV ROSTER

KELSEY
HACKETT
Jr. · OF · 5-4 · R/R
Appomatox, Va.
(Appomattox County)

KAILYN
JONES
Sr. · OF · 5-3 · L/R
Grayson, Ga.
(Grayson HS)

COURTNEY
LAYNE
Jr. · LHP · 5-3 · R/R
Appomatox, Va.
(Appomattox County)

BRIE
BIDDLE
So. · IF · 5-10 · R/R
Charlotte, N.C.
(Cannon School)

KAMYRIA
WOODY-GIGGETTS
So. · OF · 5-1 · L/R
Halifax, Va.
(Halifax HS)

SARAH
COON
Sr. · IF · 5-5 · R/R
Elmira, N.Y.
(Elmira HS)

KASSIDY
HUDSON
Jr. · OF · 5-9 · L/L
Chespeake, Va.
(Hickory HS)

ALEX
CALL
Fr. · IF · 5-6 · R/R
Bradenton, Fla.
(Parrish Community HS)

JADE
HYLTON
Jr. · IF · 5-5 · R/R
Martinsville, Va.
(Bassett HS)

EDEN
BIGHAM
Jr. · RHP · 5-6 · R/R
Rustburg, Va.
(Rustburg HS)

MC
EATON
Jr. · UT · 5-9 · R/R
Charlotte, N.C.
(Charlotte Christian School)

REAGAN
HICKEY
Fr. · C/UTL · 5-7 · R/R
Atlanta, Ga.
(The Mount Vernon School)

MELISSA
CARR
So. · C · 5-6 · R/R
Windsor, Va.
(Windsor HS)

MACEE
EATON
So. · IF/UT · 5-7 · L/R
Wheelersburg, Ohio
(Wheelersburg HS)

AVA
HODGES
Fr. · RHP · 5-7 · R/R
Zebulon, N.C.
(North Raleigh Christian Academy)

JULIA
CUOZZO
So. · RHP · 6-0 · R/R
Mechanicsville, Va.
(Hanover HS)

SYDNEY
HARTGROVE
Jr. · C · 5-9 · R/R
Hampstead, N.C.
(Topsail HS)

SAVANAH
HENLEY
Jr. · LHP · 5-5 · L/L
Mechanicsville, Va.
(Mechanicsville HS)

MADISON
GREENE
Fr. · IF · 5-5 · R/R
Purcellville, Va.
(Loudoun County)

ADDISON
THOMPSON
Fr. · OF · 5-9 · R/R
Chesterfield, Va.
(Clover Hill HS)

BELLA
CABRAL
So. · IF · 5-3 · R/R
Choctaw, Okla.
(Choctaw HS)

REECE
HOLBROOK
Sr. · IF/OF · 5-8 · R/R
Cumming, Ga.
(Wesleyan HS)

KELLY
AYER
Sr. · OF · 5-4 · L/R
Mechanicsville, Va.
(Atlee HS)

JOANNA
HARDIN
HEAD COACH
Ninth Season

JEFF
TYLKA
ASSOCIATE HEAD COACH
Second Season

JAMIE
ALLRED
ASSISTANT COACH
Second Season

CAIY
REEVES
ASSISTANT COACH
First Season

ELLIS
LAVEEN
DIRECTOR OF PLAYER DEVELOPMENT
First Season

ALDEN
FONTANA
ATHLETIC TRAINER
Third Season