



# VIRGINIA

**VIRGINIA ATHLETICS MEDIA RELATIONS**  
 295 Massie Road, Room 154  
 Charlottesville, VA 22904  
**Men's Basketball Contact:** Erich Bacher  
**O:** (434) 982-5530 **C:** (720) 318-5538  
**E-mail:** bacher@virginia.edu  
**Web:** VirginiaSports.com  
**Twitter:** @UVMensHoops, @ErichJBacher

25 NCAA TOURNAMENT APPEARANCES · 2019 NCAA CHAMPIONS · 3 NCAA FINAL FOURS · 11 ALL-AMERICANS · 27 ALL-ACC FIRST TEAM SELECTIONS

**GAME INFORMATION**

**Date/Time:** Saturday, Feb. 15, 2025 / 2 p.m.  
**Site:** Blacksburg, Va./Cassell Coliseum (9,487)  
**TV:** The CW; **Online:** N/A  
 Thom Brennaman (pxp), Mike Gminski (analyst)  
**Radio:** Virginia Sports Radio Network  
 John Freeman (pxp), Jimmy Miller (analyst)  
**Satellite Radio:** SiriusXM (390),  
 SXM App (<https://sxm.app.link/SXM980>)  
**Live Stats:** VirginiaSports.com  
**Twitter:** @UVMensHoops  
**Virginia All-Time vs. Virginia Tech:** 98-61  
**Charlottesville:** 43-14 (12-5 at JPJ)  
**Blacksburg:** 23-34 (9-20 at Cassell Coliseum)  
**Neutral:** 32-13  
**First Meeting:** Feb. 20, 1915 (@Virginia 39, VT 21)  
**Last Meeting:** Feb. 1, 2025 (VT 75, @Virginia 74)  
**Winning Streak:** Virginia Tech, 2 games



AT

**VIRGINIA CAVALIERS (12-12, 5-8 ACC)**

Interim Head Coach: Ron Sanchez (SUNY Oneonta, 1992)  
 Virginia: 12-12 (1st season), Career: 84-90 (6th season)

**VIRGINIA TECH HOKIES (11-13, 6-7 ACC)**

Head Coach: Mike Young (Emory & Henry College, 1986)  
 Virginia Tech: 103-80 (6th season), Career Record: 402-323 (23rd season)

**FOR OPENERS**

· Virginia (12-12) is tied for 11th in the ACC at 5-8, while Virginia Tech (11-13) is tied for eighth at 6-7.  
 · The Virginia-Virginia Tech game is part of the Smithfield Commonwealth Clash, which is a head-to-head, points-based athletics competition between the schools.  
 · Andrew Rohde is the lone ACC player since 2004-05 to have three consecutive games with seven or more assists and no turnovers.

**ALL-TIME VS. VIRGINIA TECH**

· Virginia is 98-61 all-time vs. Virginia Tech, including a 23-34 mark in Blacksburg, in a series that dates to 1914-15.  
 · Virginia Tech defeated Virginia 75-74 on Feb. 1.  
 · Virginia Tech has a two-game win streak in the series and four-game win streak against the Cavaliers at Cassell Coliseum.  
 · The Cavaliers are 2-3 in their last five games against the Hokies and 6-4 in their last 10.

**LAST TIME VS. THE HOKIES**

· Jaden Schutt scored 18 points and Tobi Lawal added 17 points to lead Virginia Tech to a 75-74 win at Virginia on Feb. 1.  
 · Isaac McKneely led the Hoos with 19 points and seven assists, while Andrew Rohde added 12 points and seven assists.  
 · Rohde had a chance to win the game, but his driving floater rimmed out near the buzzer.  
 · Virginia Tech drilled 11 of 21 3-pointers and shot 52.1 overall.  
 · Dai Dai Ames had 11 points and Taine Murray added 10 points for the Cavaliers, who fell to 8-5 at JPJ.  
 · UVA committed a season-low four turnovers.

**LAST TIME OUT**

· Isaac McKneely scored 20 points to lead Virginia to a 75-61 win over Georgia Tech on Tony Bennett Day on Feb. 8.  
 · Dai Dai Ames added 18 points and Andrew Rohde chipped in 11 points and nine assists.  
 · UVA made 11 3-pointers and won the rebound battle 38-24.  
 · Naithan George led the Yellow Jackets (11-13) with 20 points.

**MORE ON THE COMMONWEALTH CLASH**

· The Smithfield Commonwealth Clash is a rivalry between Virginia and Virginia Tech across all school-sponsored sports with 21 individual event points on the line.  
 · The school that accumulates 11 points or more will be crowned the winner of the Smithfield Commonwealth Clash trophy.  
 · The UVA-VT game is worth a half point in the Clash and the Cavaliers lead this year's Clash 5.5-3.0.  
 · UVA captured the Clash in 2015, 2016, 2019, 2023 and 2024, while Virginia Tech won the Clash in 2017, 2018 and 2022. The 2020 and 2021 clashes were canceled due to the pandemic.

**REPLACING A LEGEND**

· Ron Sanchez was named Dean and Markel Families Men's Interim Head Basketball Coach on Oct. 18 after three-time National Coach of the Year Tony Bennett retired.  
 · Sanchez, who spent 10 seasons on Bennett's staff at UVA in two different stints (2009-19 & 2023-24), posted a 72-78 record as head coach at Charlotte from 2018-23.  
 · Bennett, who is UVA's all-time winningest men's basketball coach, posted a 364-136 mark in 15 seasons at UVA and 433-169 career mark in 18 seasons overall.  
 · The three-time National (2007, 2015 and 2018) and four-time ACC Coach of the Year (2014, 2015, 2018 and 2019) guided UVA to its 10 NCAA tournaments and a pair of NIT berths.  
 · Bennett led UVA to six ACC regular-season titles (2014, 2015, 2018, 2019, 2021, 2023), two ACC Tournament titles (2014 and 2018) and one NCAA national championship (2019).

**HOO ARE THESE CAVALIERS?**

· Virginia returns two starters (Isaac McKneely and Andrew Rohde) along with Blake Buchanan and Taine Murray from last season's team that finished third in the ACC (13-7) and advanced to the NCAA First Four.  
 · In 2023-24, McKneely started 33 games and averaged 12.3 points and shot 44.5 percent from 3-point range, while Rohde started 27 games and averaged 4.3 points and 2.7 assists.  
 · Buchanan averaged 3.4 points and 3.1 rebounds in 15 minutes per game, while Murray netted 3.3 points per game.  
 · McKneely leads the team in scoring (13.4 ppg), 3-pointers (72) and 3-point percentage (41.6%).  
 · Saunders ranks second on the team in scoring (11.2 ppg) and rebounding (5.2 rpg).  
 · Andrew Rohde (9.0 ppg, 4.2 apg) leads the team in assists and ranks third in scoring.  
 · Jacob Cofie (7.6 ppg, 5.2 rpg) leads the team in steals (24) and ranks second in blocks (20) and third in rebounding.  
 · Dai Dai Ames (7.6 ppg, 42.3% 3FGs) has averaged 18.7 points over the last three games and Blake Buchanan (6.0 ppg, 5.7 rpg) has averaged 8.5 points and 11 rebounds over the past two games.  
 · Taine Murray (4.7 ppg, 44.4% 3FG), Ishan Sharma (3.9 ppg, 34.9% 3FG), Anthony Robinson (2.8 ppg, 1.9 rpg) and TJ Power (1.5 ppg, 1.2 rpg) round out the rotation.  
 · The Cavaliers have made six or more 3-pointers in 22 games, including a season-high 14 against Villanova.  
 · UVA is shooting 44.7 percent from the field, 37.8 percent from 3-point range (26th nationally) and 74.1 percent from the free throw line (42.8% FG, 35.8% 3FG, 63.7% FT last season).  
 · UVA's recent five-game losing streak (Jan. 4-18) was its longest since suffering a nine-game ACC losing streak in 2010.  
 · UVA is 9-1 when outrebounding its opponent.

**2024-25 SCHEDULE/RESULTS****12-12, 5-8 ACC**

Date	Opponent	TV	Time/Result
Nov. 6	Campbell	ACCNX	W, 65-56
Nov. 11	Coppin State	ACCNX	W, 62-45
Nov. 15	vs. Villanova #	TNT	W, 70-60
Nov. 21	vs. Tennessee (11) \$	CBSS	L, 64-42
Nov. 22	vs. St. John's (22) \$	CBSS	L, 80-55
Nov. 26	Manhattan	ACCN	W, 74-65
Nov. 29	Holy Cross	ACCNX	W, 67-41
Dec. 4	at Florida (13) %	ESPN2	L, 87-69
Dec. 7	at SMU *	The CW	L, 63-51
Dec. 12	Bethune-Cookman	ACCN	W, 59-41
Dec. 18	Memphis (21)	ESPN2	L, 64-62
Dec. 22	American	ACCN	W, 63-58
Dec. 31	NC State *	ESPN2	W, 70-67
Jan. 4	Louisville *	ACCN	L, 70-50
Jan. 8	at California *	ESPN2	L, 75-61
Jan. 11	at Stanford *	ESPNU	L, 88-65
Jan. 15	SMU *	ACCN	L, 54-52
Jan. 18	at Louisville *	ESPN2	L, 81-67
Jan. 21	Boston College *	ACCN	W, 74-56
Jan. 25	Notre Dame *	ESPN2	L, 74-59
Jan. 29	at Miami *	ESPNU	W, 82-71
Feb. 1	Virginia Tech *	ACCN	L, 75-74
Feb. 3	at Pittsburgh *	ESPN	W, 73-57
Feb. 8	Georgia Tech *	The CW	W, 75-61
Feb. 15	at Virginia Tech *	The CW	2 p.m.
Feb. 17	Duke *	ESPN	8 p.m.
Feb. 22	at North Carolina *	ESPN	4 p.m.
Feb. 26	at Wake Forest *	ESPN2/U	9 p.m.
Mar. 1	Clemson *	ESPN/2	Noon
Mar. 4	Florida State *	ACCN	9 p.m.
Mar. 8	at Syracuse *	ACCN	8 p.m.
Mar. 11-15	ACC Tournament **		Charlotte, N.C.

**Home games in Bold**

All times Eastern

# - Hall of Fame Series, Baltimore, Md.

\$ - Baha Mar Hoops Championship, Nassau, Bahamas

% - SEC/ACC Challenge

\* - ACC Game

**PRONUNCIATION GUIDE**

Dai Dai Ames	Day Day
Jacob Cofie	Co-FEE
Andrew Rohde	Roadie
Ishan Sharma	E-Shon

**VIRGINIA'S STARTING LINEUP VS. GEORGIA TECH (2/8/25)**

Pos. No.	Player (Hometown)	Yr.	Ht.	Wt.	PPG	RPG	NOTES
G 7	Dai Dai Ames (Chicago, Ill.)	So.	6-1	190	7.6	1.9(a)	Started 19 GMS, 27 PTS vs. Pitt, 10+ PTS in 7 GMS; KSU transfer
G 11	Isaac McKneely (Poca, W.Va.)	Jr.	6-4	195	13.4	3.1(a)	42.1% career 3FG, 5 20-point GMS; 26 PTS at Miami
G 4	Andrew Rohde (Milwaukee, Wis.)	Jr.	6-6	200	9.0	4.2(a)	10+ PTS/10 GMS, 66 AST/8 TO last 12 GMS, St. Thomas transfer
F 5	Jacob Cofie (Seattle, Wash.)	Fr.	6-10	232	7.6	5.2	10+ PTS/8 GMS, 2 double-doubles, 17 PTS vs. ND
F 0	Blake Buchanan (Coeur d'Alene, Idaho)	So.	6-11	227	6.0	5.7	16 PTS/9 REB at UM, 11 PTS/15 REB vs. SMU, 10+ REBS/3 GMS
<b>OFF THE BENCH</b>							
F 2	Elijah Saunders (Phoenix, Ariz.)	Jr.	6-8	240	11.2	5.4	10+ PTS in 12 GMS, 38.3% 3FG (23 of 60), SDSU transfer
G 10	Taine Murray (Auckland, N.Z.)	Sr.	6-5	208	4.7	1.6	Career high 20 PTS at Miami; 44.4% 3FG, 10+ PTS/4 GMS
G 9	Ishan Sharma (Milton, Ont.)	Fr.	6-5	192	3.9	1.6	12 PTS (4 of 7 3FGs) vs. BC, 10 PTS vs. SMU; 2+ 3's in 8 GMS
F/C 21	Anthony Robinson (Peachtree City, Ga.)	R-Fr.	6-10	250	2.8	1.9	9 PTS & 6 REB at Pitt; 7 PTS & 5 REB at LOU; 6 PTS vs. GT
F 23	TJ Power (Shrewsbury, Mass.)	So.	6-9	221	1.5	1.2	5 PTS vs. Villanova, 4 PTS at Stanford, Duke transfer

**VIRGINIA INTERIM HEAD COACH RON SANCHEZ**

· Ron Sanchez is in his 11th year with the Virginia men's basketball program and first as Dean and Markel Families Men's Interim Head Basketball Coach.

· Sanchez served nine seasons on Bennett's staff from 2009-18, the last three as associate head coach. During his time on Grounds, the Cavaliers won 212 games, three ACC regular-season titles and two ACC Tournament titles while making six appearances in the NCAA Tournament and one NIT appearance.

· The Cavaliers earned three No. 1 seeds in the NCAA Tournament and won 29 or more games four times. UVA won 31 games and reached No. 1 in the AP rankings for the first time since 1982-83 during Sanchez' last season at UVA in 2017-18.

· He returned to UVA as associate head coach in 2023-24 as the Cavaliers posted a 23-11 record and 13-7 mark in the ACC.

· Sanchez served as head coach at Charlotte from 2018-23, posting a 72-78 record over five seasons.

· Under Sanchez' leadership at Charlotte, the 49ers won 16 or more games in three seasons, including a 22-14 record in 2022-23. His last season at Charlotte was highlighted by the 49ers' first-ever postseason tournament title when they won four games in five days in Daytona Beach, Fla., at the 2023 Discount Tire College Basketball Invitational.

· Sanchez also served as an assistant coach on Tony Bennett's staff for three seasons at Washington State from 2006-09, helping the Cougars to a pair of NCAA Tournament appearances and one NIT berth. Washington State reached the second round of the NCAA Tournament in 2007 and Sweet 16 in 2008. The Cougars tied the school record with 26 wins in 2006-07 and 2007-08.

**THE VIRGINIA WAY**

· The Virginia Way is built on Tony Bennett's five pillars of humility, passion, unity, servanthood and thankfulness.

· The Virginia Way is playing defense, taking quality shots, sharing and taking care of the basketball, stopping transition, rebounding and playing more defense.

· UVA has finished in the top six nationally in scoring defense in each of the past 13 seasons and led the nation in the category six times.

**LOOK AWAY**

· Virginia is 3-7 away from home and 2-5 in true road contests.

· The Cavaliers are averaging 63.5 points and allowing 72.6 points in 10 games away from Charlottesville.

· UVA has allowed 80 or points in four away games (St. John's, Florida and Stanford) and 70 or more in six games.

· UVA is averaging 12.8 turnovers per game in away games compared to 8.7 at home.

**OUR DEFENSE NEVER RESTS**

· UVA ranks 24th nationally in scoring defense at 64.7 points per game and 37th in fouls per game at 14.9 per game.

· The Cavaliers have limited 14 of their opponents to 65 or fewer points and outrebounded nine foes (9-1).

· UVA has forced eight shot clock violations.

· In 2023-24, UVA ranked third nationally in scoring defense (59.7 ppg), seventh in fouls per game (13.5), 19th in field goal percentage defense (40.6), 20th in blocks per game (5.0) and 25th in 3-point field goal percentage defense (30.5).

· The Cavaliers ranked sixth nationally in scoring defense from 2021-23.

**ABOUT THE 2024-25 SCHEDULE**

· Four of Virginia's 12 losses have come against ranked foes (Tennessee, St. John's, Florida, Memphis).

· Four of UVA's eight conference losses have come on the road.

**RELY ON ELI**

· Junior transfer Elijah Saunders, who missed three games due to injury, has led UVA in scoring in eight contests, including 19 points at then-No. 13 Florida.

· Saunders recorded his first career double-double with 11 points and career-best 10 rebounds at Cal.

· He tallied his second double-double with 19 points and 10 rebounds at Louisville.

· Saunders netted a career-high 22 points against NC State and 21 versus American.

· Saunders, who is shooting 38.3 percent from 3-point range and 81.7 percent from the free throw line, has reached double figures in scoring in 12 games.

**CALL HIM MCTHREELY**

· Junior Isaac McKneely ranks third on UVA's all-time 3-point percentage list at 42.1 percent.

· McKneely has made 204 of 485 career 3-pointers, including 81 last season which ranks ninth on UVA's single-season list.

**NATIONAL DEFENSIVE POINTS PER GAME SINCE 2009-10**

Year	School	Pts/Gm	Rank
2009-10	Virginia	63.6	54th
2010-11	Virginia	62.4	36th
2011-12	Virginia	54.2	2nd
2012-13	Virginia	55.6	5th
2013-14	Virginia	55.7	1st
2014-15	Virginia	51.5	1st
2015-16	Virginia	60.1	2nd
2016-17	Virginia	56.4	1st
2017-18	Virginia	54.0	1st
2018-19	Virginia	56.1	1st
2019-20	Virginia	52.4	1st
2020-21	Virginia	60.5	6th
2021-22	Virginia	60.1	6th
2022-23	Virginia	60.5	6th
2023-24	Virginia	59.7	3rd
2024-25	Virginia	64.7	24th

· He ranks eighth on UVA's career 3-pointers list with 204.

· McKneely's 6 of 6 effort from 3-point range vs. Villanova marked a Cavalier single-game record for most made 3's without a miss.

· McKneely's 12 3-pointers in back-to-back games against Syracuse and NCCU last season were the most at UVA in a two-game span since Kyle Guy made 13 in 2019.

· McKneely has made six or more 3-pointers in six games and two or more 3-pointers in 56 games (17 this season).

· McKneely's recent 33-game 3-pointer streak dating back to 2023-24 ranks second all-time at UVA behind Curtis Staples' 50-game streak from 1995-96.

· McKneely ranks second in the ACC in 3-point percentage (41.6%) and 3-pointers made per game (3.0), eighth in minutes per game (34.1 mpg) and 11th in assist/turnover ratio (2.14).

**MOST IMPROVED HOO**

· Junior Andrew Rohde has been UVA's most improved player.

· Rohde, who transferred to UVA from St. Thomas (Minn.), is averaging 9.0 points and 4.2 assists this season after averaig 4.3 points and 2.7 assists last season.

· Rohde has improved his accuracy in 2024-25, shooting shooting 43.4 percent from the field and 41.1 percent from distance (29.3% FG, and 25.7% 3FG last season).

· He has reached double figures in scoring in 10 games, including a pair of 16-point efforts (Louisville, Boston College).

· Rohde ranks fifth in the ACC in assist-to-turnover ratio (2.51) and seventh in assists (4.2 apg)

· Rohde leads the ACC with a 5.4 assist-to-turnover ratio in ACC games only (65 assists/12 turnovers).

· Rohde is the first UVA player with 25 assists with no turnovers since at least 1998-99.

**SEATTLE'S BEST COFIE**

· Seattle, Wash., native Jacob Cofie has made an impact his freshman year.

· Cofie has two double-doubles and leads in steals (24), and ranks second in blocks (20), third in rebounding (5.2 rpg) and fourth in scoring (7.6 ppg).

· He is the first UVA freshman to reach double figures in scoring in his first three games since Sylvan Landesberg in 2008-09.

· Cofie's 16 points (7 of 8 FGs) in his collegiate debut were the most in a UVA debut since transfer Jayden Gardner had 18 vs. Navy in 2021-22.

· Cofie's 11-point, 11-rebound double-double against Coppin State was the first by a UVA freshman since redshirt De'Andre Hunter had 14 points and 10 boards vs. Pitt on Feb. 24, 2018.

· Cofie tallied 12 points and 10 rebounds against Bethune-Cookman for his second double-double.

· He has reached double figures in scoring in eight games, including a season-high 17 points vs. Notre Dame.

· Cofie made his first career start against then-No. 21 Memphis.

**SUPER 70s AND AWESOME 80s**

· Virginia is 175-12 all-time when scoring 70 or more points since 2009-10 (7-1 in 2024-25).

· UVA was 11-0 when scoring 70 or more points in 2023-24.

· Virginia is 47-1 all-time when scoring 80 or more points (1-0 in 2024-25) since 2009-10 with their lone loss a 93-81 setback at North Carolina in 2012-13.

**HOLDING FOES UNDER 50**

· UVA is 118-2, including a 3-0 mark in 2024-25, when limiting foes to fewer than 50 points since 2009-10.

· The Cavaliers are 29-0 when holding foes to fewer than 40 since 2009-10.



**INTERIM  
HEAD  
COACH  
RON  
SANCHEZ**

**EDUCATION**

College: SUNY Oneonta, 1997

**COACHING EXPERIENCE**

1998-99	SUNY Oneonta	Assistant Coach
1999-00	SUNY Delhi	Associate Head Coach
2000-01	SUNY Delhi	Associate Head Coach
2001-02	Indiana	Volunteer Assistant Coach
2002-03	Indiana	Volunteer Assistant Coach
2003-04	Washington State	Director of Basketball Operations
2004-05	Washington State	Director of Basketball Operations
2005-06	Washington State	Director of Basketball Operations
2006-07	Washington State	Assistant Coach
2007-08	Washington State	Head Coach
2008-09	Washington State	Head Coach
2009-10	Virginia	Assistant Coach
2010-11	Virginia	Assistant Coach
2011-12	Virginia	Assistant Coach
2012-13	Virginia	Assistant Coach
2013-14	Virginia	Assistant Coach
2014-15	Virginia	Assistant Coach
2015-16	Virginia	Associate Head Coach
2016-17	Virginia	Associate Head Coach
2017-18	Virginia	Associate Head Coach
2018-19	Charlotte	Head Coach
2019-20	Charlotte	Head Coach
2020-21	Charlotte	Head Coach
2021-22	Charlotte	Head Coach
2022-23	Charlotte	Head Coach
2023-24	Virginia	Associate Head Coach
2024-25	Virginia	Interim Head Coach

**SANCHEZ HEAD COACHING RECORD**

Year	School	Record (Conf)	Postseason
2018-19	Charlotte	8-21 (5-13)	
2019-20	Charlotte	16-13 (10-8)	
2020-21	Charlotte	9-16 (5-11)	
2021-22	Charlotte	17-14 (10-8)	
2022-23	Charlotte	22-14 (9-11)	CBI Champions
2024-25	Virginia	12-12 (5-8)	
<b>Total</b>	<b>6 seasons</b>	<b>84-90 (44-50)</b>	<b>4-0</b>
<b>Charlotte</b>	<b>5 seasons</b>	<b>72-78 (39-42)</b>	<b>4-0</b>
<b>Virginia</b>	<b>1 season</b>	<b>12-12 (5-8)</b>	

**SANCHEZ VS. 2024-25 OPPONENTS**

Opponent	Career	Virginia
Coppin State	2-0	1-0
Wake Forest	1-2	0-0
Campbell	1-0	1-0
Villanova	1-0	1-0
Tennessee	0-1	0-1
Baylor	0-0	0-0
St. John's	0-1	0-1
Manhattan	1-0	1-0
Holy Cross	1-0	1-0
Florida	0-1	0-1
SMU	0-2	0-2
Bethune-Cookman	1-0	1-0
Memphis	0-1	0-1
American	1-0	1-0
NC State	1-0	1-0
Louisville	0-2	0-2
Cal	0-1	0-1
Stanford	0-1	0-1
Notre Dame	0-1	0-1
Boston College	1-0	1-0
Miami	1-0	1-0
Virginia Tech	0-1	0-1
Pitt	1-0	1-0
Georgia Tech	1-0	1-0
Duke	0-0	0-0
North Carolina	0-0	0-0
Clemson	0-0	0-0
Florida State	0-0	0-0



UVA VS. RANKED OPPONENTS

- UVA is 53-51 against ranked foes since 2009-10.
- UVA is 0-4 against ranked foes in 2024-25, losing by 15 or more points in three of the four contests.
- UVA was 1-3 vs. ranked opponents in 2023-24, defeating then-No. 14 Texas A&M 59-47.
- UVA's 11 ranked wins in 2018-19 marked a school record.
- UVA is 164-342 vs. ranked opponents since 1953-54.
- UVA is 1-31 all-time vs. No. 1-ranked opponents (86-73 win vs. No. 1 North Carolina on Jan. 30, 1986).

CAVALIERS IN THE NBA

- Reece Beekman (Brooklyn), Malcolm Brogdon (Washington), Ryan Dunn (Phoenix), Anthony Gill (Washington), Sam Hauser (Boston), Jay Huff (Memphis), De'Andre Hunter (Cleveland), Ty Jerome (Cleveland) and Trey Murphy III (New Orleans) are former Cavaliers who are currently playing in the NBA.
- In addition, Indiana head coach Rick Carlisle is a Virginia alum who led Dallas to an NBA title and helped the Cavaliers to an NCAA Final Four in 1984.

RETURN OF THE MOP

- Former UVA All-American Kyle Guy has returned to UVA as an Athlete Development Mentor/Special Assistant. Guy was the Most Outstanding Player at the 2019 NCAA Final Four as UVA captured its first national championship. Guy played professionally for five seasons from 2019-24. He was selected by the New York Knicks with the 55th pick in the second round of the 2019 NBA Draft and played three seasons in the NBA including two years with Sacramento (2019-21) and one with Miami (2021-22). Guy spent the last two seasons in Spain (Jovenut and Tenerife) and Greece (Panathinaikos).

OTHER SEASON STORYLINES

- For the first time since 2013-14, UVA's lineup does not include an All-ACC lead guard:
  - 2014: Malcolm Brogdon - All-ACC First Team
  - 2015: Brogdon - All-ACC First Team
  - 2016: Brogdon - All-ACC First Team
  - 2017: London Perrantes - All-ACC Second Team
  - 2018: Ty Jerome - All-ACC Third Team
  - 2019: Jerome - All-ACC Second Team
  - 2020: Kihei Clark - All-ACC Third Team
  - 2021: Clark - All-ACC Honorable Mention
  - 2022: Clark/Reece Beekman - All-ACC Honorable Mention
  - 2023: Clark/Reece Beekman - All-ACC Third Team
  - 2024: Beekman - All-ACC Second Team
- Promising sophomore Elijah Gertrude will miss the 2024-25 after suffering an offseason knee injury.
- Starting point guard Jalen Warley transferred out of the program on Oct. 29 after coming to UVA from Florida State after the 2023-24 season.
- Tony Bennett's son, Eli, is a practice player on the team and junior at UVA. Bennett made his UVA debut against Bethune-Cookman and recorded a steal in 30 seconds of action.
- Eli Bennett was also a practice player at Charlotte for Ron Sanchez and played three game as a freshman in 2021-22.
- In addition to Eli Bennett, practice player Markus Rouse made his collegiate debut against Boston College.

VIRGINIA PICKED FIFTH IN THE ACC

- Virginia was fifth in the 2024-25 ACC Tipoff Preseason Poll.
- Duke is the preseason favorite, followed by North Carolina, Wake Forest, Clemson and Virginia in the top five.
- Preseason voters selected Miami sixth, followed by NC State, Pittsburgh, Louisville and Notre Dame. Syracuse was picked 11th. Georgia Tech, SMU, Virginia Tech, Florida State, California, Stanford and Boston College rounded out the voting.
- The Cavaliers have finished at or higher than their predicted finish in 14 of the last 16 seasons.

THERE'S NO PLACE LIKE HOME

- Virginia is 255-61 (.807) in 19 seasons at home.
- UVA is 39-8 in its last 47 home contests.
- UVA is 104-11 in non-league action at JPJ since 2009-10.
- UVA has won 10+ home games for 15 straight seasons.

2023-24 SEASON HIGHLIGHTS

- Virginia earned its 26th NCAA Tournament berth and 12th consecutive postseason berth in 2023-24.
- UVA won 23 or more games for the 10th time under former head coach Tony Bennett and 13 or more ACC games for the ninth time under Bennett.

ON THE HORIZON

- Virginia hosts No. 3 Duke on Monday, Feb. 17. Tipoff at John Paul Jones Arena is set for 8 p.m. on ESPN.

STARTING LINEUPS

Opponent	1	2	3	4	5
Campbell	Rohde	McKneely	Power	Saunders	Buchanan
Coppin St.	Ames	McKneely	Power	Saunders	Buchanan
Villanova	Ames	McKneely	Power	Saunders	Buchanan
Tennessee	Ames	McKneely	Power	Saunders	Buchanan
St. John's	Ames	McKneely	Power	Saunders	Buchanan
Manhattan	Ames	McKneely	Rohde	Saunders	Buchanan
Holy Cross	Ames	McKneely	Rohde	Saunders	Buchanan
@Florida	Ames	McKneely	Rohde	Saunders	Buchanan
@SMU	Ames	McKneely	Rohde	Saunders	Buchanan
Bethune	Murray	McKneely	Rohde	Saunders	Buchanan
Memphis	Ames	McKneely	Rohde	Saunders	Cofie
American	Ames	McKneely	Rohde	Saunders	Cofie
NC State	Ames	McKneely	Rohde	Saunders	Cofie
Louisville	Murray	McKneely	Rohde	Saunders	Cofie
California	Murray	McKneely	Rohde	Saunders	Cofie
Stanford	Sharma	McKneely	Rohde	Saunders	Cofie
SMU	Ames	McKneely	Rohde	Saunders	Cofie
Louisville	Ames	McKneely	Rohde	Saunders	Cofie
BC	Ames	McKneely	Rohde	Saunders	Cofie
ND	Ames	McKneely	Rohde	Saunders	Cofie
Miami	Ames	McKneely	Murray	Buchanan	Cofie
VT	Ames	McKneely	Murray	Buchanan	Cofie
Pitt	Ames	McKneely	Murray	Buchanan	Cofie
GT	Ames	McKneely	Murray	Buchanan	Cofie

SERIES VS. VT

Overall: 98-61 · H: 43-14 · R: 23-34 · N: 32-13

Last 10 vs. the Hokies

Date	W/L	Score	H/A/N
1-4-20	W	65-39	H
2-26-20	W	56-53	A
1-30-21	L	51-65	A
1-12-22	W	54-52	H
2-14-22	L	53-62	A
1-18-23	W	78-68	H
2-4-23	L	68-74	A
1-17-24	W	65-57	H
2-19-24	L	41-75	A
2-1-25	L	74-75	H

RECORDS WATCH

Career 3-point Percentage

No.	Name	3-Point Percentage
1.	Kyle Guy (2017-19)	.425
2.	Keith Friel (2000-01)	.421
3.	Isaac McKneely (2023-)	.421
4.	London Perrantes (2014-17)	.409
5.	Joe Harris (2011-14)	.407

Career 3-pointers

No.	Name	3-Pointers
1.	Curtis Staples (1995-98)	413
2.	Joe Harris (2011-14)	263
3.	Kyle Guy (2017-19)	254
4.	Harold Deane (1994-97)	237
5.	Sean Singletary (2005-08)	222
6.	J.R. Reynolds (2004-07)	221
7.	London Perrantes (2014-17)	211
8.	Isaac McKneely (2023-)	204

Season 3-pointers

No.	Name	3-Pointers
1.	Curtis Staples (1997-98)	130
2.	Kyle Guy (2018-19)	120
3.	Curtis Staples (1994-95)	103
4.	Curtis Staples (1996-97)	98
5.	Todd Billet (2002-03)	94
6.	Kyle Guy (2017-18)	83
7.	Richard Morgan (1988-89)	82
8.	Curtis Staples (1995-96)	82
9.	Roger Mason, Jr. (2001-02)	81
	Isaac McKneely (2023-24)	81
	Isaac McKneely (2024-25)	72

UVA SINCE 2009-10:

	All	2024-25
Leading at the half	299-34	10-1
Trailing at the half	68-107	2-11
Tied at the half	10-6	0-0
Playing Overtime	14-11	0-0
Shooting 50% or better	146-12	7-0
Shooting between 40-49.9%	185-54	5-6
Shooting less than 40%	45-82	0-6
Opponents shoot 50% or better	28-42	1-4
Opponents shoot less than 50%	347-106	10-8
UVA outrebounds its opponent	257-40	9-1
Opponent outrebounds UVA	109-103	3-11
Teams are tied in rebounds	10-5	0-0
UVA has 10 or more steals	37-5	2-0
UVA shoots 70% FT or better	227-79	8-9
UVA shoots less than 70% FT	149-70	4-4
Scoring fewer than 50 points	11-28	0-1
Scoring 50-59 points	53-54	1-5
Scoring 60-69 points	137-53	4-5
Scoring 70-79 points	128-11	6-1
Scoring 80-89 points	43-1	1-0
Scoring more than 90 points	4-0	0-0
Allowing fewer than 50 points	118-2	3-0
Allowing fewer than 40 points	29-0	0-0
Playing in John Paul Jones Arena	217-45	9-5
Playing on the road	98-73	2-5
Playing on a neutral court	61-30	1-2
Game decided by 1-4 points	59-53	1-3
Game decided by 5-10 points	96-37	4-0
Game decided by 11+ points	221-58	7-9
Playing at night	262-100	9-7
Playing in the afternoon	114-48	3-5
Playing on Monday	37-17	2-0
Playing on Tuesday	61-17	3-0
Playing on Wednesday	67-21	2-4
Playing on Thursday	25-12	1-1
Playing on Friday	40-13	2-1
Playing on Saturday	107-58	2-6
Playing on Sunday	38-10	1-0
Playing in November	89-18	5-2
Playing in December	65-22	3-3
Playing in January	91-37	2-6
Playing in February	76-41	2-1
Playing in March	53-29	0-0
Playing in April	2-0	0-0

CAVALIERS IN THE PROS

Justin Anderson (2013-15), Barcelona Lassa (Spain)  
Darion Atkins (2012-15), Sigortam.net (Turkey)  
Reece Beekman (2021-24), Brooklyn (NBA)  
Malcolm Brogdon (2012-16), Washington (NBA)  
Kihei Clark (2019-23), Kumamoto Volters (Japan)  
Mamadi Diakite (2016-20), Valley Suns (G League)  
Ryan Dunn (2023-24), Phoenix (NBA)  
Armaan Franklin (2022-23), College Park (G League)  
Jayden Gardner (2022-23), Rasta Vechta (Germany)  
Anthony Gill (2014-16), Washington (NBA)  
Jake Groves (2024), B.Braun Sheffield (England)  
Devon Hall (2015-18), Fenerbahce Beko Istanbul (Turkey)  
Sam Hauser (2021), Boston (NBA)  
Jay Huff (2018-21), Memphis (NBA)  
De'Andre Hunter (2017-19), Cleveland (NBA)  
Ty Jerome (2017-19), Cleveland (NBA)  
Nigel Johnson (2018), Abejas de Leon (Mexico)  
Braxton Key (2019-20), San Diego Clippers (G League)  
Jerome Meyinse (2007-10), Mets de Guaynabo (P. Rico)  
Laurynas Mikalauskas (2006-08), NA Klaipeda (Lithuania)  
Jordan Minor (2024), Long Island Nets (G League)  
Akil Mitchell (2011-14), Qingdao (China)  
Trey Murphy III (2021), New Orleans (NBA)  
London Perrantes (2014-17), Kolossos HH (Greece)  
Mike Scott (2008-12), Gigantes de Carolina (Puerto Rico)  
Kody Statmann (2019-22), Cairns Taipans (Australia)  
Mike Tobey (2013-16), Draemland Gran Canaria (Spain)  
Ben Vander Plad (2023), Jamtland (Sweden)  
Tomas Woldehensae (2020-21), Napoli (Italy)

GAME 1 - VIRGINIA 65, CAMPBELL 56



Official Basketball Box Score - Final  
**Campbell at Virginia**  
11/06/24 John Paul Jones Arena, Charlottesville  
Virginia vs Campbell Men's Basketball

Game Time: 7:00 PM  
Game Duration: 2:00  
Attendance: 13,414

Officials: Roger Ayers, Gregory Nixon, Adam Florio

Campbell - 56

Record: 1-1

NO.	Name	Min	FG M-A	3P M-A	FT M-A	Rebounds OR DR TOT	Fouls PF FD	TP	AS	TO	ST	Blocks BS BA	+/-
14	Caleb Zurliene	F 21:22	3-3	2-2	0-0	0 1 1	3 0	8	0	0	0	0	-7
23	Eric Van Der Heijden	F 17:45	2-7	1-3	0-0	2 3 5	2 1	5	2	2	0	1	-8
7	Cam Gregory	G 30:44	3-7	2-5	0-0	0 1 1	4 0	8	4	2	0	0	-4
13	Jasin Sinani	G 34:33	2-10	1-4	1-2	0 7 7	2 5	6	3	2	3	0	-4
21	Nolan Dorsey	G 29:22	3-6	2-5	0-0	0 4 4	2 4	8	1	1	2	0	-1
2	Colby Duggan	24:31	3-12	1-7	2-2	1 1 2	1 2	9	1	0	0	2	-3
6	Bragi Gudmundsson	11:10	2-2	1-1	0-0	2 0 2	2 2	5	0	0	1	0	-5
15	Terren Frank	15:50	2-5	1-1	0-0	2 0 2	1 0	5	3	0	1	0	-3
11	Omar Harris	09:17	1-3	0-1	0-0	1 1 1	0 0	2	0	0	0	0	-3
1	Tasos Cook	05:26	0-1	0-0	0-0	0 0 0	0 0	0	0	0	0	1	-7
Team						0 0 0				0	2		
Totals			21-56	11-29	3-4	7 18 25	17 14	56	14	9	7	1	6 -9

Technical Fouls:NONE

Virginia - 65

Record: 1-0

NO.	Name	Min	FG M-A	3P M-A	FT M-A	Rebounds OR DR TOT	Fouls PF FD	TP	AS	TO	ST	Blocks BS BA	+/-
0	Blake Buchanan	F 28:48	3-6	0-0	4-9	1 6 7	2 6	10	5	1	0	3	1 8
2	Elijah Saunders	F 17:58	5-8	0-1	1-1	2 3 5	1 1	11	0	4	0	0	0 -2
23	TJ Power	F 19:14	1-3	1-2	0-0	0 3 3	1 0	3	1	0	1	0	-7
4	Andrew Rohde	G 32:41	0-2	0-2	1-2	0 3 3	2 2	1	5	4	0	1	0 5
11	Isaac McKneely	G 35:19	4-6	1-3	2-2	0 2 2	2 3	11	2	1	1	0	13
5	Jacob Coffie	28:37	7-8	2-3	0-0	1 5 6	1 1	16	1	0	1	1	0 11
7	Dai Dai Ames	10:07	0-1	0-0	2-2	0 2 2	0 1	2	1	0	0	0	0 -1
10	Taine Murray	18:18	2-5	0-0	1-2	0 1 1	1 3	5	0	0	0	0	2
9	Ishan Sharma	08:58	2-3	2-2	0-0	0 3 3	0 0	6	2	0	0	1	0 10
Team						0 0 0				0	1		
Totals			24-42	6-13	11-18	4 28 32	14 17	65	17	11	3	6	1 9

Technical Fouls:NONE

	CAM	UVA
Biggest lead	2 (1 <sup>st</sup> 18:31)	12 (1 <sup>st</sup> 0:54)
Best Scoring Run	6 (2 <sup>nd</sup> 14:28)	6 (1 <sup>st</sup> 2:29)
Lead Changes	6	
Times Tied	2	
Time with Lead	03:06	34:29

Points from	CAM	UVA
Turnovers	14	16
Paint	12	28
Second Chance	10	4
Fast Breaks	5	3
Bench	21	29

Period by Period Scoring	
1st	26
2nd	30
TOT	56

CAM	UVA
26	30
35	65

Shooting By Period	
1 <sup>st</sup> FG%	14-22 63.6%
3PT%	6-10 60.0%
FT%	1-4 25%
2 <sup>nd</sup> FG%	10-20 50.0%
3PT%	0-3 0.0%
FT%	10-14 71.4%
GM FG%	24-42 57.1%
3PT%	6-13 46.2%
FT%	11-18 61.1%
Dead Ball Rebounds: 3.0	

GAME 2 - VIRGINIA 62, COPPIN STATE 45



Official Basketball Box Score - Final  
**Coppin St. at Virginia**  
11/11/24 John Paul Jones Arena, Charlottesville  
Virginia vs Coppin State MBB

Game Time: 7:00 PM  
Game Duration: 1:45  
Attendance: 13,294

Officials: Bill Covington, Jr., Clarence Armstrong, Jenna Reneau

Coppin St. - 45

Record: 0-4

NO.	Name	Min	FG M-A	3P M-A	FT M-A	Rebounds OR DR TOT	Fouls PF FD	TP	AS	TO	ST	Blocks BS BA	+/-
4	Khal Horton	F 26:49	1-8	1-6	1-2	2 5 7	0 1	4	2	0	0	0	2 -8
12	Peter Odoro	F 31:13	2-10	1-2	0-0	0 2 2	3 0	5	1	0	1	0	2 -11
3	Cam Ron Brown	G 33:22	2-3	0-0	4-4	0 4 4	1 5	8	0	5	0	0	1 -14
10	Camaren Sparrow	G 20:32	0-5	0-5	0-0	0 0 0	1 0	0	0	0	0	0	-18
11	Derrius Ward	G 29:10	3-7	2-4	4-5	1 8 9	1 5	12	1	1	2	0	3 -6
2	Toby Nnadozie	24:42	0-3	0-1	0-0	0 2 2	1 0	0	3	2	5	0	0 -8
13	Jonathan Dunn	25:05	5-11	0-1	1-2	0 2 2	0 1	11	0	1	0	1	2 -14
0	Zahree Harrison	09:07	1-3	0-0	3-3	0 2 2	1 1	5	0	1	0	0	1 -6
Team						1 1 2				0	0		
Totals			14-50	4-19	13-16	4 26 30	8 13	45	7	10	8	1	11 -17

Technical Fouls:NONE

Virginia - 62

Record: 2-0

NO.	Name	Min	FG M-A	3P M-A	FT M-A	Rebounds OR DR TOT	Fouls PF FD	TP	AS	TO	ST	Blocks BS BA	+/-
0	Blake Buchanan	F 19:24	2-5	0-0	0-0	2 1 3	3 0	4	1	0	0	2	0 11
2	Elijah Saunders	F 28:35	5-9	1-2	4-4	1 3 4	2 2	15	1	1	0	1	0 18
23	TJ Power	F 20:28	1-6	1-6	0-0	0 6 6	0 0	3	1	1	0	1	0 22
7	Dai Dai Ames	G 29:52	5-8	2-3	1-1	1 0 3	3 2	13	3	0	0	2	1 27
11	Isaac McKneely	G 30:12	4-10	4-8	2-3	0 6 6	0 2	14	3	0	3	1	0 13
5	Jacob Coffie	26:54	3-5	1-1	4-4	3 8 11	3 2	11	2	2	4	3	0 14
9	Ishan Sharma	18:23	0-6	0-5	0-0	0 1 1	1 0	0	3	1	0	0	0 2
10	Taine Murray	18:35	0-2	0-2	0-0	0 1 1	2 1	0	0	6	0	0	0 0
21	Anthony Robinson	04:31	1-1	0-0	0-0	0 2 2	0 0	2	0	0	0	1	0 -6
8	Bryce Walker	01:33	0-0	0-0	0-0	0 0 0	0 0	0	0	1	0	0	0 -8
13	Desmond Roberts	01:33	0-0	0-0	0-0	0 0 0	0 0	0	0	0	0	0	0 -8
Team						0 1 1				0	0		
Totals			21-52	9-27	11-12	6 33 39	13 8	62	14	12	7	11	1 17

Technical Fouls:NONE

	CSU	UVA
Biggest lead	2 (1 <sup>st</sup> 19:03)	28 (2 <sup>nd</sup> 6:14)
Best Scoring Run	9 (2 <sup>nd</sup> 0:17)	13 (2 <sup>nd</sup> 9:09)
Lead Changes	1	
Times Tied	1	
Time with Lead	00:19	38:43

Points from	CSU	UVA
Turnovers	7	15
Paint	20	22
Second Chance	4	10
Fast Breaks	4	8
Bench	16	13

Period by Period Scoring	
1st	16
2nd	29
TOT	45

CSU	UVA
16	29
32	62

Shooting By Period	
1 <sup>st</sup> FG%	11-23 47.8%
3PT%	8-14 57.1%
FT%	1-1 100%
2 <sup>nd</sup> FG%	14-26 53.8%
3PT%	6-11 54.5%
FT%	5-8 62.5%
GM FG%	25-49 51.0%
3PT%	14-25 56.0%
FT%	6-9 66.7%
Dead Ball Rebounds: 2.1	

Virginia - 42

Record: 3-1

NO.	Name	Min	FG M-A	3P M-A	FT M-A	Rebounds OR DR TOT	Fouls PF FD	TP	AS	TO	ST	Blocks BS BA	+/-
0	Blake Buchanan	F 27:59	3-4	0-0	0-0	2 5 7	0 1	6	1	2	0	3	0 -26
2	Elijah Saunders	F 20:54	1-8	1-2	0-0	1 3 4	2 1	3	0	0	0	0	2 -6
23	TJ Power	F 20:14	0-4	0-3	0-0	0 2 2	0 1	0	0	0	1	0	-8
7	Dai Dai Ames	G 29:24	3-8	1-3	5-6	1 1 2	4 0	12	0	4	0	0	1 -11
11	Isaac McKneely	G 35:31	1-6	1-3	1-3	0 3 3	2 3	4	3	2	0	0	1 -18
4	Andrew Rohde	27:57	3-8	2-5	0-0	1 1 3	0 8	3	4	0	0	1	-27
5	Jacob Coffie	19:56	1-5	0-2	0-0	2 4 6	2 1	2	1	3	0	0	1 -14
9	Ishan Sharma	05:19	0-0	0-0	0-0	0 0 0	2 0	0	0	0	0	0	0 -4
10	Taine Murray	09:26	1-4	1-2	0-0	1 1 2	0 0	3	1	0	0	0	0 -12
21	Anthony Robinson	01:57	1-2	0-0	2-2	0 0 0	0 1	4	0	0	0	1	1 2
13	Desmond Roberts	01:23	0-0	0-0	0-0	0 1 0	0 0	0	0	0	0	0	0 2
Team						4 2 6				0	2		
Totals			14-49	6-20	8-11	11 23 34	15 12	42	9	18	0	5	7 -22

Technical Fouls:NONE

Tennessee - 64

Record: 5-0

NO.	Name	Min	FG M-A	3P M-A	FT M-A	Rebounds OR DR TOT	Fouls PF FD	TP	AS	TO	ST	Blocks BS BA	+/-
7	Igor Milicic Jr.	F 28:08	5-10	2-3	2-2	6 2 8	0 1	14	3	1	0	0	0 8
34	Felix Okpara	C 25:53	2-6	0-0	0-2	2 4 6	2 1	4	0	0	0	3	2 31
2	Chaz Lanier	G 30:00	10-23	6-12	0-0	2 2 4	2 0	28	0	2	1	0	1 29
5	Zakai Zeigler	G 35:46	1-9	0-6	0-1	0 4 4	2 4	2	6	2	2	1	1 25
15	Jahmal Mashack	G 34:28	3-5	1-1	0-2	0 5 5	1 2	7	1	0	4	2	0 -4
11	Jordan Gaines	24:42	1-6	0-2	3-3	2 5 7	2 6	5	1	1	1	0	0 17
12	Cade Phillips	07:17	0-1	0-0	0-0	0 0 0	2 1	0	0	0	0	1	0 -5
8	Darlington Dubar	10:26	2-3	0-1	0-0	1 2 3	1 0	4	0	0	0	0	0 -7
3	Bishop Boswell	01:57	1-2	0-0	0-0	1 0 1	0 0	2	0	0	0	0	1 -2
23	Grant Hurst	01:23	0-1	0-0	0-0	0 0 0	0 0	0	0	0	0	0	0 -3
Team						4 1 5				0	1		
Totals			25-66	9-25	5-10	18 25 43	12 15	64	11	7	8	7	5 22

Technical Fouls:NONE

	UVA	UT
Biggest lead	2 (1 <sup>st</sup> 12:33)	26 (2 <sup>nd</sup> 1:43)
Best Scoring Run	9 (2 <sup>nd</sup> 10:48)	18 (2 <sup>nd</sup> 1:43)
Lead Changes	6	
Times Tied	2	
Time with Lead	03:05	32:50

Points from	UVA	UT
Turnovers	2	30
Paint	14	28
Second Chance	5	19
Fast Breaks	0	5
Bench	17	11

Period by Period Scoring	
1st	21
2nd	42
TOT	64

UVA	UT
-----	----

GAME 5 - NO. 22 ST. JOHN'S 80, VIRGINIA 55



Official Basketball Box Score - Final  
Virginia at St. John's (NV)  
11/20/24 Baha Mar Convention Center, Nassau  
2024-25 Men's Basketball

Game Time: 7:00 PM  
Game Duration: 1:50

Officials: Lamar Simpson, Ben Leroux, Greg Evans

Virginia - 55		Record: 3-2															
NO.	Name	Min	FG M-A	3P M-A	FT M-A	Rebounds OR DR TOT	Fouls PF FD	TP	AS	TO	ST	Blocks BS BA	+/-				
0	Blake Buchanan	F 24:57	2-3	0-0	2-4	4	1	5	4	2	6	2	1	2	1	0	-9
2	Elijah Saunders	F 25:29	4-7	1-3	3-4	0	3	3	0	3	12	0	1	0	0	1	-20
23	TJ Power	F 19:08	1-5	1-4	0-0	0	0	0	1	0	3	1	1	0	0	0	-19
7	Dai Dai Ames	G 31:45	1-6	1-3	0-0	0	2	2	0	1	3	3	3	1	0	1	-16
11	Isaac McKneely	G 29:10	3-9	3-9	1-1	1	3	4	0	2	10	3	4	1	0	1	-25
4	Andrew Rohde	21:34	3-4	2-2	3-3	0	2	2	0	2	11	1	2	0	0	0	-13
5	Jacob Cofie	21:21	1-5	0-3	0-0	0	7	7	3	0	2	1	1	0	0	0	-13
21	Anthony Robinson	08:13	0-0	0-0	1-6	1	0	1	1	4	1	0	0	0	0	0	-8
10	Taine Murray	12:48	2-2	1-1	0-0	0	1	1	0	0	5	1	2	0	0	0	-3
9	Ishan Sharma	05:35	1-4	0-3	0-0	0	0	0	0	2	0	0	0	0	0	0	1
Team						0	1	1			0		1				
Totals			18-45	9-28	10-18	6	20	26	9	14	55	12	16	4	1	3	-25
Technical Fouls:NONE																	

St. John's (NV) - 80		Record: 5-1															
NO.	Name	Min	FG M-A	3P M-A	FT M-A	Rebounds OR DR TOT	Fouls PF FD	TP	AS	TO	ST	Blocks BS BA	+/-				
0	Aaron Scott	F 24:02	2-9	2-7	0-0	0	2	2	2	0	6	2	0	2	0	0	34
24	Zubby Ejorfor	F 25:57	3-6	0-0	2-2	7	2	9	2	3	8	0	1	2	2	0	20
1	Kadary Richmond	G 29:34	6-9	0-1	0-2	0	2	2	1	1	12	4	1	1	0	0	20
5	Deivon Smith	G 27:55	4-6	2-3	0-0	1	9	10	0	0	10	8	1	1	0	0	22
12	RJ Luis Jr.	G 29:18	7-14	2-4	2-2	1	3	2	2	18	2	1	4	1	1	0	29
2	Sadiku Ibine Ayo	13:06	2-2	2-2	0-0	1	0	1	1	0	6	0	0	0	0	0	10
7	Simson Wilcher	15:45	3-4	1-2	0-0	1	1	1	0	7	3	1	2	0	0	0	4
8	Vincent Iwuchukwu	11:04	2-4	0-0	0-1	0	1	1	0	1	4	0	0	0	0	0	-3
17	Ruben Prey	09:17	2-2	0-0	0-0	0	1	1	2	0	4	0	0	0	0	0	-8
11	Jaiden Glover	08:19	1-4	1-4	2-3	1	0	1	1	2	5	0	0	0	0	0	1
31	Lefteris Liotopoulos	05:43	0-1	0-1	0-0	0	0	0	2	0	0	0	1	0	0	0	-4
Team						0	3	3			0		1				
Totals			32-61	10-24	6-10	11	23	34	14	9	80	19	7	13	3	1	25
Technical Fouls:NONE																	

		UVA		SJ		Points from		UVA		SJ		Period by Period Scoring					
Biggest lead		1 (1 <sup>st</sup> 15:58)		29 (2 <sup>nd</sup> 6:01)		Turnovers		8	18			1st		2nd		TOT	
Best Scoring Run		8 (1 <sup>st</sup> 9:24)		16 (1 <sup>st</sup> 3:01)		Paint		12	40			UVA		26	29	55	
Lead Changes		2				Second Chance		5	13								
Times Tied		1				Fast Breaks		0	11			SJ		39	41	80	
Time with Lead		00:37		36:51		Bench		21	26								

GAME 6 - VIRGINIA 74, MANHATTAN 65



Official Basketball Box Score - Final  
Manhattan at Virginia  
11/26/24 John Paul Jones Arena, Charlottesville  
Virginia vs Manhattan Men's Basketball

Game Time: 7:00 PM  
Game Duration: 1:52  
Attendance: 12,347

Officials: Lee Cassell, Tim Clougherty, Clare Aubry

Manhattan - 65		Record: 3-3															
NO.	Name	Min	FG M-A	3P M-A	FT M-A	Rebounds OR DR TOT	Fouls PF FD	TP	AS	TO	ST	Blocks BS BA	+/-				
9	Will Sydnor	F 29:49	2-6	1-2	0-0	1	6	7	2	0	5	0	2	0	0	0	-14
1	Shaqul Bender	G 38:32	4-12	1-4	0-0	0	1	1	2	1	9	1	3	1	0	1	-7
2	Jaden Winston	G 25:55	2-3	2-2	0-0	0	2	2	5	2	6	2	4	0	1	0	-14
10	Masiah Gilyard	G 30:45	4-9	0-3	2-3	5	2	7	4	4	10	2	0	0	0	0	-7
14	Wesley Robinson	G 30:06	4-6	2-3	2-3	2	3	5	2	3	12	2	3	0	0	1	-5
0	Devin Dinkins	28:45	3-7	1-4	4-4	0	3	3	0	3	11	1	1	1	0	0	-1
13	Fraser Roxburgh	16:40	3-9	3-7	0-0	1	2	3	0	0	9	3	1	0	0	0	2
6	Alijah Curry	04:05	1-1	1-1	0-0	1	0	1	0	2	0	0	0	0	0	0	1
21	Marko Ljubicic	00:25	0-0	0-0	0-0	0	0	0	0	0	0	0	0	0	0	0	0
Team						0	2	2			0		0				
Totals			23-53	11-26	8-10	10	21	31	17	13	65	11	14	2	1	2	-9
Technical Fouls:NONE																	

Virginia - 74		Record: 4-2															
NO.	Name	Min	FG M-A	3P M-A	FT M-A	Rebounds OR DR TOT	Fouls PF FD	TP	AS	TO	ST	Blocks BS BA	+/-				
0	Blake Buchanan	F 21:00	5-9	0-1	1-4	2	3	5	2	5	11	2	0	0	0	0	1
2	Elijah Saunders	F 33:29	4-10	0-2	0-1	1	5	6	1	1	8	2	2	2	0	0	8
4	Andrew Rohde	G 36:14	6-9	0-1	2-2	0	2	2	0	3	14	2	1	4	0	1	8
7	Dai Dai Ames	G 30:59	3-7	2-3	2	1	0	1	5	3	10	5	2	2	0	0	9
11	Isaac McKneely	G 37:19	5-10	3-4	5-6	0	5	5	2	4	18	2	1	2	0	0	8
23	TJ Power	06:16	1-2	1-2	0-0	0	0	0	0	0	3	0	0	1	0	0	4
5	Jacob Cofie	18:57	5-7	0-1	0-0	3	2	5	1	1	10	0	2	1	2	0	4
10	Taine Murray	15:46	0-0	0-0	0-0	0	0	0	0	2	0	2	0	0	0	0	3
Team						0	4	4			0		0				
Totals			29-54	6-14	10-15	7	21	28	13	17	74	15	8	12	2	1	9
Technical Fouls:NONE																	

		MAN		UVA		Points from		MAN		UVA		Period by Period Scoring					
Biggest lead		0 (1 <sup>st</sup> 20:00)		16 (2 <sup>nd</sup> 17:24)		Turnovers		5		25							
Best Scoring Run		6 (2 <sup>nd</sup> 14:14)		11 (2 <sup>nd</sup> 17:24)		Paint		22		42							
Lead Changes		0				Second Chance		11		10		MAN		31		65	
Times Tied		0				Fast Breaks		5		7							
Time with Lead		00:00		39:30		Bench		23		13		UVA		38		74	

GAME 7 - VIRGINIA 67, HOLY CROSS 41



Official Basketball Box Score - Final  
Holy Cross at Virginia  
11/29/24 John Paul Jones Arena, Charlottesville  
Virginia vs Holy Cross Men's Basketball

Game Time: 4:00 PM  
Game Duration: 1:48  
Attendance: 13,488

Officials: Ted Valentine, John Gaffney, Joe Switzer

Holy Cross - 41			Record: 4-4															
NO.	Name	Min	FG M-A	3P M-A	FT M-A	Rebounds OR DR TOT	Fouls PF FD	TP	AS	TO	ST	Blocks BS BA	+/-					
23	Aidan Richard	F 26:23	0-3	0-3	0-0	0	4	4	1	0	0	0	0	-14				
30	Joe Nugent	F 29:15	2-7	0-4	0-0	2	2	4	0	4	1	1	0	0	-22			
33	Caleb Kenney	F 26:42	5-10	0-0	0-0	1	4	5	2	3	10	0	3	1	-17			
0	Tyler Boston	G 24:47	0-4	0-0	2-4	0	3	3	4	2	1	2	0	0	-30			
10	Max Green	G 32:11	6-14	4-7	0-0	1	1	2	2	1	16	2	1	2	0	-9		
25	Jaiden Feroah	12:50	2-3	0-1	0-0	1	3	4	3	0	4	1	0	0	0	-10		
2	DeAndre Williams	22:49	1-3	0-2	0-0	0	4	4	0	0	2	2	1	1	0	-7		
4	Kahlil Singleton	19:24	1-6	1-5	0-0	0	1	1	1	0	3	0	0	0	0	-9		
5	Jaden Kirkwood	02:16	0-0	0-0	0-0	0	0	0	0	0	0	0	0	0	0	-4		
34	Declan Ryan	02:16	0-1	0-0	0-1	0	1	0	1	0	0	0	0	0	1	-4		
3	Ben Capron	01:07	0-0	0-0	0-0	0	0	0	0	0	0	1	0	0	0	-4		
Team						2	0	2				0	1					
Totals			17-51			5-22	2-5	10	23	15	10	41	7	11	4	2	4	-06
Technical Fouls: NONE																		

GAME 9 - SMU 63, VIRGINIA 51



Official Basketball Box Score - Final  
Virginia at SMU  
12/07/24 Moody Coliseum, Dallas, Texas  
2024-25 Men's Basketball

Game Time: 1:23 PM  
Game Duration: 1:59  
Attendance: 5,189

Officials: Lee Cassell, Tony Henderson, Ryan Sassano

Virginia - 51

Record: 5-4 (0-1)

NO.	Name	Min	FG M-A	3P M-A	FT M-A	Rebounds OR DR TOT	Fouls PF FD	TP	AS	TO	ST	Blocks BS BA	+/-
0	Blake Buchanan	F 24:34	1-4	0-0	2-2	1 2 3	2 3	4	0	2	2	0 0	-6
2	Elijah Saunders	F 25:12	0-6	0-2	3-4	0 3 3	4 2	3	0	0	1 0	1	-18
4	Andrew Rohde	G 30:34	3-8	1-2	2-2	0 2 2	2 2	2	3	4	1 0	1	-18
7	Dai Dai Ames	G 07:04	1-3	0-0	0-0	0 1 1	0 0	2	1	1	1 0	0	1
11	Isaac McKneely	G 34:13	5-12	4-8	3-3	0 3 3	2 3	17	3	3	0 0	0	-15
5	Jacob Coffe	24:22	3-6	1-2	1-1	1 1 2	2 2	8	3	0	0 2	0	3
10	Taine Murray	25:47	1-2	0-1	0-0	0 4 4	3 2	2	1	1	2 0	0	-2
23	TJ Power	10:28	1-3	1-2	0-0	0 0 0	1 0	3	0	1	0 0	0	-14
9	Ishan Sharma	15:22	1-3	1-2	0-0	0 4 4	3 0	3	0	1	1 0	0	3
21	Anthony Robinson	02:24	0-0	0-0	0-0	0 1 1	0 1	0	0	0	0 0	0	6
Team						1 1 2		0		1			
Totals			16-47	8-19	11-12	3 22 25	19 15	51	11	14	8	2	-12

Technical Fouls: NONE

Shooting By Period		
1 <sup>st</sup> FG%	11-27	40.7%
3PT%	5-9	55.6%
FT%	1-2	50%
2 <sup>nd</sup> FG%	5-20	25%
3PT%	3-10	30.0%
FT%	10-10	100%
GM FG%	16-47	34.0%
3PT%	8-19	42.1%
FT%	11-12	91.7%

Dead Ball Rebounds: 1, 0

SMU - 63

Record: 9-2 (1-0)

NO.	Name	Min	FG M-A	3P M-A	FT M-A	Rebounds OR DR TOT	Fouls PF FD	TP	AS	TO	ST	Blocks BS BA	+/-
21	Yohan Traore	F 13:47	0-2	0-1	0-0	2 1 3	1 1	0	1	0	0 0	0	-9
3	Matt Cross	F 26:19	2-9	1-6	1-3	2 8 10	3 4	6	3	3	1 0	0	21
24	Samet Yigitoglu	C 30:40	7-8	0-0	2-4	1 5 6	4 2	16	0	3	1 0	0	12
0	B.J. Edwards	G 33:17	0-3	0-1	0-0	0 2 2	0 0	0	3	1	4 0	1	14
2	Boopie Miller	G 29:10	3-9	0-5	3-3	0 3 3	3 6	9	4	4	2 1	1	6
8	Kario Oquendo	26:41	6-10	4-6	5-6	1 5 6	1 4	21	0	0	0 0	0	10
3	Chuck Harris	20:15	2-7	1-5	4-4	0 1 1	2 2	9	2	0	0 0	0	-7
20	Jerrell Colbert	10:47	1-1	0-0	0-0	0 2 0	1 1	2	0	0	0 0	0	-7
22	Keon Ambrose-Hylton	09:04	0-0	0-0	0-0	0 1 1	0 0	0	0	0	1 0	0	-5
Team						0 2 2		0		2			
Totals			21-49	6-24	15-20	8 28 36	15 19	63	13	12	8	2	2

Technical Fouls: NONE

Shooting By Period		
1 <sup>st</sup> FG%	12-28	42.9%
3PT%	3-12	25.0%
FT%	3-5	60%
2 <sup>nd</sup> FG%	9-21	42.9%
3PT%	3-12	25.0%
FT%	12-15	80%
GM FG%	21-49	42.9%
3PT%	6-24	25.0%
FT%	15-20	75.0%

Dead Ball Rebounds: 3, 0

	UVA	SMU
Biggest lead	7 (2 <sup>nd</sup> 10:19)	12 (2 <sup>nd</sup> 0:30)
Best Scoring Run	11 (2 <sup>nd</sup> 16:14)	9 (2 <sup>nd</sup> 0:30)
Lead Changes	13	
Times Tied	5	
Time with Lead	14:09	22:09

Points from	UVA	SMU
Turnovers	13	18
Paint	10	30
Second Chance	2	6
Fast Breaks	0	9
Bench	16	32

Period by Period Scoring	1st	2nd	TOT
UVA	28	23	51
SMU	30	33	63

GAME 11 - NO. 21 MEMPHIS 64, VIRGINIA 62



Official Basketball Box Score - Final  
Memphis at Virginia  
12/18/24 John Paul Jones Arena, Charlottesville  
Virginia vs No. 21 Memphis Men's Basketball

Game Time: 7:00 PM  
Game Duration: 2:11  
Attendance: 12,108

Officials: Lee Cassell, Bert Smith, Terry Oglesby

Memphis - 64

Record: 9-2

NO.	Name	Min	FG M-A	3P M-A	FT M-A	Rebounds OR DR TOT	Fouls PF FD	TP	AS	TO	ST	Blocks BS BA	+/-
2	Nicholas Jourdain	F 34:14	1-4	0-1	0-0	1 5 6	4 0	2	2	1	0 1	2	1
32	Moussa Cisse	C 15:31	1-2	0-0	0-0	3 5 8	5 1	2	0	1	0 2	1	1
3	Colby Rogers	G 28:49	1-11	0-8	1-2	0 3 3	2 3	3	1	3	0 1	0	-5
4	PJ Haggerty	G 40:00	8-15	1-3	10-11	0 5 5	2 5	27	5	4	1 0	0	2
11	Tyrese Hunter	G 37:41	4-11	2-8	2-3	3 0 3	1 2	12	3	1	0 0	2	3
42	Dain Daijia	26:28	4-9	0-0	4-5	7 4 11	1 6	12	0	2	1 2	2	-3
6	Baraka Okojie	07:57	0-0	0-0	0-0	0 1 1	2 0	0	0	0	0 0	0	7
7	PJ Carter	09:21	2-4	2-3	0-0	0 0 0	0 1	6	0	0	1 0	0	4
Team						0 1 1		0		0			
Totals			21-56	5-23	17-21	14 24 38	17 18	64	11	12	3	6	7

Technical Fouls: NONE

Shooting By Period		
1 <sup>st</sup> FG%	2-14	14.3%
3PT%	3-3	100%
FT%	13-28	46.4%
3PT%	3-8	33.3%
FT%	14-18	77.8%
GM FG%	21-56	37.5%
3PT%	5-23	21.7%
FT%	17-21	81.0%

Dead Ball Rebounds: 3, 0

Virginia - 62

Record: 6-5

NO.	Name	Min	FG M-A	3P M-A	FT M-A	Rebounds OR DR TOT	Fouls PF FD	TP	AS	TO	ST	Blocks BS BA	+/-
2	Elijah Saunders	F 25:36	4-7	3-4	4-4	2 2 4	4 3	15	0	2	0 2	1	-3
5	Jacob Coffe	F 14:26	3-6	0-0	0-0	3 1 4	1 4	6	0	0	0 1	0	-8
4	Andrew Rohde	G 21:45	2-3	1-1	0-0	0 1 1	1 0	5	2	5	3 0	0	12
7	Dai Dai Ames	G 30:45	2-11	0-4	4-6	0 5 5	4 3	8	4	0	1 0	2	-2
11	Isaac McKneely	G 35:59	2-7	1-4	0-0	0 4 4	0 2	5	5	0	1 0	1	6
0	Blake Buchanan	12:22	2-2	0-0	1-2	0 1 0	1 1	5	0	0	1 0	0	-14
9	Ishan Sharma	11:51	0-2	0-2	0-0	0 2 2	1 0	0	0	0	1 0	0	-1
23	TJ Power	10:25	0-3	0-2	2-2	0 0 0	0 1	1	2	2	1 0	1	8
10	Taine Murray	26:23	5-9	1-2	3-3	0 0 0	1 4	14	1	0	0 1	1	3
21	Anthony Robinson	10:28	1-3	0-0	1-1	1 5 6	1 2	2	0	0	1 2	1	1
Team						2 2 4		0		3			
Totals			21-53	6-19	14-18	9 22 31	19 17	62	14	11	8	7	-2

Technical Fouls: Ames 2<sup>nd</sup> 10:46

Shooting By Period		
1 <sup>st</sup> FG%	11-28	39.3%
3PT%	4-10	40.0%
FT%	4-7	57.1%
2 <sup>nd</sup> FG%	10-25	40.0%
3PT%	2-9	22.2%
FT%	10-11	90.9%
GM FG%	21-53	39.6%
3PT%	6-19	31.6%
FT%	14-18	77.8%

Dead Ball Rebounds: 3, 0

	MEM	UVA
Biggest lead	9 (2 <sup>nd</sup> 5:57)	11 (1 <sup>st</sup> 2:53)
Best Scoring Run	8 (2 <sup>nd</sup> 10:46)	7 (1 <sup>st</sup> 10:33)
Lead Changes	1	
Times Tied	3	
Time with Lead	12:11	23:32

Points from	MEM	UVA
Turnovers	13	21
Paint	28	26
Second Chance	10	10
Fast Breaks	12	0
Bench	18	23

Period by Period Scoring	1st	2nd	TOT
MEM	21	43	64
UVA	30	32	62

GAME 10 - VIRGINIA 59, BETHUNE-COOKMAN 41



Official Basketball Box Score - Final  
Bethune-Cookman at Virginia  
12/12/24 John Paul Jones Arena, Charlottesville  
Virginia vs Bethune-Cookman Men's Basketball

Game Time: 7:00 PM  
Game Duration: 1:45  
Attendance: 12,021

Officials: Ted Valentine, Leslie Jones, Kellen Minor

Bethune-Cookman - 41

Record: 2-7

NO.	Name	Min	FG M-A	3P M-A	FT M-A	Rebounds OR DR TOT	Fouls PF FD	TP	AS	TO	ST	Blocks BS BA	+/-
12	Jesus Carralero Martin	F 31:38	1-5	0-2	2-2	1 6 7	0 1	4	2	1	3	2	-10
15	Reggie Ward Jr.	F 32:47	3-9	1-2	0-0	0 7 7	0 0	7	0	1	1	0	-12
23	Daniel Rouzan	G 30:28	2-8	0-0	0-2	4 1 5	3 4	4	1	2	0 0	1	-16
1	Trey Thomas	G 24:03	2-6	1-4	0-0	0 0 0	1 0	5	0	2	0 0	0	-21
2	Brayon Freeman	G 31:59	6-19	2-9	0-1	1 4 5	1 2	14	2	1	3	0	-12
11	Reggie Wiloughby	32:05	2-5	1-3	0-1	0 2 2	3 1	5	1	1	2	0	-16
32	Jerome Beya	03:02	0-1	0-0	0-0	0 0 0	0 0	0	0	0	0 0	0	1
10	Kali Camara	06:28	1-1	0-0	0-0	0 0 0	2 0	2	1	0	0 0	0	-1
33	David Onanina	07:00	0-1	0-0	0-0	0 0 0	2 0	0	1	0	0 0	0	-6
30	Simeon Womack	00:30	0-0	0-0	0-0	0 0 0	0 0	0	0	0	0 0	0	0
Team						2 1 3		0		0			
Totals			17-55	5-20	2-6	8 21 29	12 8	41	8	8	9	2	-18

Technical Fouls: NONE

Shooting By Period		
1 <sup>st</sup> FG%	9-32	28.1%
3PT%	3-11	27.3%
FT%	1-2	50%
2 <sup>nd</sup> FG%	8-23	34.8%
3PT%	2-9	22.2%
FT%	2-4	50%
GM FG%	17-55	30.9%
3PT%	5-20	25.0%
FT%	2-6	33.3%

Dead Ball Rebounds: 1, 0

Virginia - 59

Record: 6-4

NO.	Name	Min	FG M-A	3P M-A	FT M-A	Rebounds OR DR TOT	Fouls PF FD	TP	AS	TO	ST	Blocks BS BA	+/-
0	Blake Buchanan	F 19:48	2-4	0-0	1-2	3 6 9	2 2 5	2	1	0	3	1	0
2	Elijah Saunders	F 35:38	6-11	1-3	2-4	2 6 8	0 3 15	0	2	1	1	0	24
4	Andrew Rohde	G 28:40	3-7	0-2	2-3	0 2 2	2 2 8	1	2	0	0	1	18
10	Taine Murray	G 26:36	0-4	0-2	0-0	0 2 2	2 0 0	2	1	0	0	0	3
11	Isaac McKneely	G 30:36	2-7	1-6	2-2	0 3 3	2 2 7	4	3	1	1	0	13
5	Jacob Coffe	20:54	5-8	1-2	1-1	3 7 10	0 1 12	2	1	0	1	0	9
9	Ishan Sharma	25:36	4-7	4-7	0-0	1 4 5	0 0 12	3	1	1	0	0	0
23	TJ Power	10:12	0-2	0-1	0-0	1 0 1	0 2 0	1	0	0	1	0	-20
8	Bryce Walker	00:30	0-0	0-0	0-0	0 0 0	0 0 0	0	0	0	0	0	0
13	Desmond Roberts	00:30	0-0	0-0	0-0	0 0 0	0 0 0	0	0	0	0	0	0
21	Anthony Robinson	00:30	0-0	0-0	0-0	0 0 0	0 0 0	0	0	0	0	0	0
25	Eli Bennett	00:30	0-0	0-0	0-0	0 0 0	0 0 0	0	0	1	0	0	0
Team						0 3 3	0	0	0	0	0	0	0
Totals			22-50	7-23	8-12	10 33 43	8 12 59	15	11	4	7	2	18



## GAME 13 - VIRGINIA 70, NC STATE 67



Official Basketball Box Score - Final  
**NC State at Virginia**  
12/31/24 John Paul Jones Arena, Charlottesville  
Virginia vs NC State Men's Basketball

Game Time: 12:00 PM  
Game Duration: 2:01  
Attendance: 13,875

Officials: Ted Valentine, Clarence Armstrong, Tony Chiazza

NC State - 67

Record: 8-5 (1-1)

NO. Name	Min	FG M-A	3P M-A	FT M-A	Rebounds OR DR TOT	Fouls PF FD	TP	AS	TO	ST	Blocks BS BA	+/-
1 Brandon Huntley-Hatfield	26:36	4-9	0-0	4-4	4 3 7	3 6	12	0	4	0	0	2 -5
3 Dontrez Styles	G 20:14	3-6	0-2	1-4	0 1 1	3 3	7	0	0	0	0	-14
8 Jayden Taylor	G 33:00	4-8	3-6	3-3	0 2 2	3 2	14	5	2	1	0	0 3
10 Marcus Hill	G 27:37	5-11	0-0	2-2	3 5 8	3 1	12	2	1	1	0	-9
12 Michael O'Connell	G 36:01	2-6	2-6	1-2	0 6 6	0 1	7	4	1	0	0	0 4
11 Dennis Parker, Jr.	19:31	1-5	0-2	0-0	0 0 0	2 0	2	0	1	0	0	1 9
4 Breon Pass	17:36	3-6	2-5	0-0	1 2 3	0 2	8	2	1	2	0	0 0
33 Ismael Diouf	13:24	1-1	0-0	0-0	3 1 4	2 0	2	1	0	0	0	0 2
5 Trey Parker	06:01	1-2	1-2	0-0	0 0 0	0 0	3	0	1	0	0	-5
Team					2 1 3		0		0			
Totals	24:54	8-23	11-15	13-21	34	16 15	67	14	11	4	0	4 -3

Technical Fouls: NONE

Virginia - 70

Record: 8-5 (1-1)

NO. Name	Min	FG M-A	3P M-A	FT M-A	Rebounds OR DR TOT	Fouls PF FD	TP	AS	TO	ST	Blocks BS BA	+/-
2 Elijah Saunders	F 37:24	7-9	1-2	7-8	1 4 5	3 6	22	2	1	1	0	0 9
5 Jacob Coffie	F 25:24	3-5	0-2	0-0	0 2 2	3 1	6	1	0	1	3	0 5
4 Andrew Rohde	G 35:51	4-8	2-3	1-2	0 3 3	0 2	11	7	1	0	0	0 9
7 Dai Dai Ames	G 08:37	1-2	0-0	0-0	0 0 0	0 0	2	0	0	0	0	-7
11 Isaac McKneely	G 37:25	5-14	4-9	0-0	0 3 3	0 2	3	14	3	1	0	0 0
0 Blake Buchanan	12:36	1-1	0-0	1-2	1 0 1	4 3	3	0	0	1	0	1 1
10 Taine Murray	23:21	2-5	0-1	0-0	0 3 3	2 0	4	5	2	0	0	-2
23 TJ Power	02:36	1-1	0-0	0-0	1 1 2	0 1	2	0	0	0	0	-6
9 Ishan Sharma	14:46	2-3	2-3	0-0	1 1 1	1 0	6	0	0	0	0	0 7
21 Anthony Robinson	02:00	0-0	0-0	0-0	0 0 0	2 0	0	0	1	0	0	0 -3
Team					0 2 2		0		0			
Totals	26:48	9-20	9-12	3 19	22	15 16	70	18	7	3	4	0 3

Technical Fouls: NONE

	NCS	UVA
Biggest lead	14 (2 <sup>nd</sup> 18:48)	12 (2 <sup>nd</sup> 5:02)
Best Scoring Run	9 (2 <sup>nd</sup> 18:48)	10 (2 <sup>nd</sup> 13:04)
Lead Changes	7	
Times Tied	6	
Time with Lead	23:35	13:17
Points from Turnovers	NCS	UVA
	28	28
Paint	NCS	UVA
	18	6
Second Chance	NCS	UVA
	15	5
Fast Breaks	NCS	UVA
	15	15
Bench	NCS	UVA
	39	28
	29	41
	70	

Shooting By Period	1 <sup>st</sup> FG%	2 <sup>nd</sup> FG%	3 <sup>rd</sup> FG%	4 <sup>th</sup> FG%	GM FG%
	13-21 61.9%	6-11 54.5%	7-7 100%	11-33 33.3%	24-54 44.4%
	3PT% 2-7 28.6%	1-2 50%	7-13 53.8%	9-20 45.0%	8-23 34.8%
	FT% 13-21 61.9%	7-8 87.5%	1-2 50%	3-3 100%	11-15 73.3%
Dead Ball Rebounds: 2, 0					

## GAME 14 - LOUISVILLE 70, VIRGINIA 50



Official Basketball Box Score - Final  
**Louisville at Virginia**  
01/04/25 John Paul Jones Arena, Charlottesville  
Virginia vs Louisville Men's Basketball

Game Time: 4:00 PM  
Game Duration: 1:49  
Attendance: 13,316

Officials: Pat Driscoll, John Gaffney, Matt Potter

Louisville - 70

Record: 10-5 (3-1)

NO. Name	Min	FG M-A	3P M-A	FT M-A	Rebounds OR DR TOT	Fouls PF FD	TP	AS	TO	ST	Blocks BS BA	+/-
0 James Scott	F 23:47	3-5	0-0	0-0	2 7 9	1 2	6	3	1	1	1	0 13
93 Noah Waterman	F 16:57	1-3	0-1	0-0	2 1 3	4 3	2	0	0	0	1	0 -3
1 J'Vonne Hadley	G 35:47	4-9	1-3	2-2	0 5 5	0 1	11	0	1	0	1	1 16
5 Terrence Edwards Jr.	G 29:29	2-9	0-1	3-4	2 7 9	2 2	7	3	1	1	0	2 19
24 Chuckley Hepburn	G 31:52	3-10	0-3	4-4	0 1 1	2 4	10	7	1	2	0	1 8
6 Reyne Smith	30:18	5-10	5-10	0-0	1 1 2	1 1	15	2	1	1	0	0 19
9 Khani Rooths	10:10	1-1	0-0	2-2	1 1 2	0 2	4	0	1	0	1	0 9
25 Aboubacar Traore	16:15	6-10	1-1	2-2	3 5 8	1 1	15	0	2	1	1	2 12
13 Frank Anselem-Ibe	01:54	0-0	0-0	0-0	0 0 0	0 0	0	0	0	0	0	-1
4 Cole Sherman	00:53	0-0	0-0	0-0	0 0 0	0 0	0	0	0	0	0	0 2
12 Patrick Antonelli	00:53	0-0	0-0	0-0	0 0 0	0 0	0	0	0	0	0	0 2
33 Aidan McCool	00:53	0-0	0-0	0-0	0 0 0	0 0	0	0	0	0	0	0 2
55 Spencer Legg	00:53	0-0	0-0	0-0	0 0 0	0 0	0	0	0	0	0	0 2
Team					3 0 3		0		1			
Totals	25:57	7-19	13-14	14 28	42	11 16	70	15	9	6	5	6 20

Technical Fouls: NONE

Virginia - 50

Record: 9-6 (1-2)

NO. Name	Min	FG M-A	3P M-A	FT M-A	Rebounds OR DR TOT	Fouls PF FD	TP	AS	TO	ST	Blocks BS BA	+/-
2 Elijah Saunders	F 29:53	6-12	0-4	0-0	1 0 1	1 0	12	0	2	0	0	2 -6
5 Jacob Coffie	F 24:07	2-7	0-1	1-1	2 1 3	2 2	5	1	1	0	2	-11
4 Andrew Rohde	G 32:07	6-12	2-5	2-3	0 4 4	0 2	16	3	1	3	0	-18
10 Taine Murray	G 27:36	5-10	0-3	2-2	2 3 5	4 2	2	3	0	0	2	-3
11 Isaac McKneely	G 34:36	0-5	0-0	0 3 3	0 3 0	2 13	4	2	1	0	0	-16
0 Blake Buchanan	11:26	0-1	0-0	0-0	0 2 2	3 0	0	0	1	1	0	0 -4
7 Dai Dai Ames	10:12	0-2	0-0	0 1 1	2 1 0	0 0	1	0	0	0	0	-4
9 Ishan Sharma	16:54	1-3	0-2	0-0	0 0 0	2 1	2	2	0	0	0	-10
23 TJ Power	06:28	0-2	0-0	0 2 2	1 1 0	0 0	0	0	0	0	0	-11
21 Anthony Robinson	06:41	0-0	0-0	0 1 1	1 0 0	0 0	1	0	0	1	0	-9
Team					0 3 3		0		1			
Totals	20:54	5-26	5-6	6 19	25	16 11	50	13	10	5	6	5 -20

Technical Fouls: NONE

	LOU	UVA
Biggest lead	20 (2 <sup>nd</sup> 0:45)	1 (1 <sup>st</sup> 15:56)
Best Scoring Run	7 (1 <sup>st</sup> 8:46)	7 (2 <sup>nd</sup> 16:46)
Lead Changes	2	
Times Tied	5	
Time with Lead	36:59	00:22
Points from Turnovers	LOU	UVA
	10	6
Paint	LOU	UVA
	36	18
Second Chance	LOU	UVA
	10	5
Fast Breaks	LOU	UVA
	4	4
Bench	LOU	UVA
	34	2
	27	23
	50	

## GAME 15 - CALIFORNIA 75, VIRGINIA 61



Official Basketball Box Score - Final  
**Virginia at California**  
01/08/25 Haas Pavilion, Berkeley  
California vs. Virginia

Game Time: 8:00 PM  
Game Duration: 2:06  
Attendance: 3,686

Officials: Gregory Nixon, Earl Walton, Jenna Renuwu

Virginia - 61

Record: 8-7 (1-3)

NO. Name	Min	FG M-A	3P M-A	FT M-A	Rebounds OR DR TOT	Fouls PF FD	TP	AS	TO	ST	Blocks BS BA	+/-
2 Elijah Saunders	F 29:53	1-8	1-4	8-8	2 8 10	1 4	11	1	1	1	0	1 -8
5 Jacob Coffie	F 18:15	5-9	1-3	1-2	0 4 4	4 4	12	0	2	2	0	0 -11
4 Andrew Rohde	G 32:47	6-13	0-3	2-2	0 4 4	4 1	14	6	1	2	0	-11
10 Taine Murray	G 19:01	1-3	1-1	0-0	0 1 1	4 1	3	0	2	0	0	-7
11 Isaac McKneely	G 37:02	1-8	1-4	0-1	1 1 2	2 4	3	1	1	1	0	-8
0 Blake Buchanan	17:28	1-5	0-0	4-4	5 0 5	2 2	6	0	0	0	0	-10
7 Dai Dai Ames	03:57	0-2	0-1	0-0	0 0 0	2 0	0	0	0	0	0	-9
23 TJ Power	12:21	0-1	0-0	0-0	0 1 1	1 0	0	1	1	0	0	-5
9 Ishan Sharma	24:59	3-8	3-7	0-0	0 0 0	2 0	9	2	0	0	0	-8
21 Anthony Robinson	04:17	1-1	0-0	1-1	0 1 1	2 3	0	0	0	0	0	-8
Team					3 2 5		0		0			
Totals	19:58	7-23	16-18	11 22	33	23 16	61	11	8	6	0	5 -14

Technical Fouls: NONE

California - 75

Record: 8-7 (1-3)

NO. Name	Min	FG M-A	3P M-A	FT M-A	Rebounds OR DR TOT	Fouls PF FD	TP	AS	TO	ST	Blocks BS BA	+/-
31 Rylis Petraltis	F 18:26	2-5	0-0	0-0	1 1 2	1 1	4	0	0	2	0	0 6
12 Mady Sisakso	C 28:11	2-4	0-0	5-5	4 7 11	2 4	9	0	0	0	4	0 4
2 Andrej Stojakovic	G 34:51	6-11	0-0	11-13	0 4 4	2 7	23	3	4	0	1	0 14
3 DJ Campbell	G 32:45	3-8	1-3	4-4	1 3 4	1 2	11	3	3	0	0	0 10
10 Jovan Blacksher Jr.	G 26:24	1-7	1-4	1-3	0 2 2	2 2	4	0	0	0	0	0 3
3 Lee Dort	11:49	1-1	0-0	0-0	0 4 4	3 1	2	0	0	1	0	0 10
0 Jeremiah Wilkinson	19:25	3-9	1-4	3-4	1 1 2	3 10	0	2	0	0	0	0 13
7 Spencer Mahoney	04:02	0-0	0-0	0-0	0 1 1	0 0	0	0	0	0	0	0 4
1 Joshua Ota-Joseph	20:14	3-5	1-2	3-4	3 4 7	3 3	10	0	0	0	0	5
22 Christian Tucker	03:53	1-1	0-0	0-0	0 0 0	0 0	2	0	0	0	0	1
Team					1 2 3		0		0	1		
Totals	22:51	4-13	27-33	11 29	40	16 23	75	6	10	3	5	0 14

Technical Fouls: NONE

	UVA	Cal
Biggest lead	8 (1 <sup>st</sup> 15:07)	17 (2 <sup>nd</sup> 9:53)
Best Scoring Run	11 (1 <sup>st</sup> 15:07)	10 (1 <sup>st</sup> 12:15)
Lead Changes	8	
Times Tied	5	
Time with Lead	11:15	27:48
Points from Turnovers	UVA	Cal
	6	7
Paint	UVA	Cal
	20	30
Second Chance	UVA	Cal
	12	12
Fast Breaks	UVA	Cal
	4	13
Bench	UVA	Cal
	18	24
	32	29
	61	


Shooting By Period	1 <sup>st</sup> FG%	2 <sup>nd</sup> FG%	3 <sup>rd</sup> FG%	4 <sup>th</sup> FG%	GM FG%
	12-30 40.0%	4-9 44.4%	7-8 87.5%	10-14 71.4%	22-51 43.1%
	3PT% 1-4 25.0%	7-8 87.5%	1-2 50%	4-13 30.8%	13-33 39.7%
	FT% 11-13 84.6%	10-11 90.9%	3-4 75.0%	2-3 66.7%	27-33 81.8%
Dead Ball Rebounds: 2, 0					

## GAME 16 - STANFORD 88, VIRGINIA 65



Official Basketball Box Score - Final  
**Virginia at Stanford**  
01/11/25 Maples Pavilion, Stanford  
2024-25 Men

GAME 17 - SMU 54, VIRGINIA 52



Official Basketball Box Score - Final

SMU at Virginia

01/15/25 John Paul Jones Arena, Charlottesville

Virginia vs SMU Men's Basketball

Game Time: 9:00 PM

Game Duration: 2:01

Attendance: 13,554

Officials: Ron Groover, Tony Chiazza, Michael Greenstein

SMU - 54

Record: 13-4 (4-2)

NO. Name	Min	FG M-A	3P M-A	FT M-A	Rebounds OR DR TOT	Fouls PF FD	TP	AS	TO	ST	Blocks BS BA	+/-
33 Matt Cross	F 23:44	0-2	0-1	0-1	1 5 6	4 2	0	0	3	0	0 1	-3
24 Samet Yigitoglu	C 30:03	5-6	0-0	0-2	1 5 6	1 1	10	1	2	0	1 0	-6
0 B.J. Edwards	G 33:41	3-8	1-3	1-2	2 3 5	3 2	8	1	2	2	0 1	6
2 Boopie Miller	G 33:34	5-14	2-4	0-0	1 5 6	1 2	12	4	1	1	0 0	4
3 Chuck Harris	G 28:36	5-14	2-9	0-0	1 2 3	4 3	12	1	1	1	0 0	2
8 Kario Oquendo	22:46	2-6	0-4	2-2	0 2 2	1 3	6	2	1	2	0 0	-6
21 Yohan Traore	12:18	1-1	0-0	0-0	2 1 3	0 1	2	1	1	0	0 0	6
22 Keon Ambrose-Hylton	14:34	2-2	0-0	0-0	0 4 4	3 0	4	1	1	0	0 0	6
5 Tibet Gorener	00:31	0-0	0-0	0-0	0 1 1	0 0	0	0	1	0	0 0	1
20 Jerrell Colbert	00:13	0-0	0-0	0-0	0 0 0	0 0	0	0	0	0	0 0	0
Team					0 3 3				0			
Totals		23-53	5-21	3-7	8 31 39	17 14	54	12	12	6	1 4	2

Shooting By Period

1st FG%	13-29	44.8%
3PT%	1-12	8.3%
FT%	0-2	0%
2nd FG%	10-24	41.7%
3PT%	4-9	44.4%
FT%	3-5	60%
GM FG%	23-53	43.4%
3PT%	5-21	23.8%
FT%	3-7	42.9%


Dead Ball Rebounds: 10

Shooting By Period		
1 <sup>st</sup> FG%	13-29	44.8%
3PT%	1-12	8.3%
FT%	0-2	0%
2 <sup>nd</sup> FG%	10-24	41.7%
3PT%	4-9	44.4%
FT%	3-5	60%
GM FG%	23-53	43.4%
3PT%	5-21	23.8%
FT%	3-7	42.9%
Dead Ball Rebounds: 1, 0		

Virginia - 52		Record: 9-9 (1-5)												
NO.	Name	Min	FG M-A	3P M-A	FT M-A	Rebounds OR DR TOT	Fouls PF FD	TP	AS	TO	ST	Blocks BS BA	+/-	
2	Elijah Saunders	F 25:56	3-8	2-3	0-0	0 3 3	1 1 8	1	1	1	1	2	0	-8
5	Jacob Coffie	F 17:54	2-5	0-2	0-0	1 2 3	3 2 4	1	1	2	2	0	0	1
4	Andrew Rohde	G 34:59	1-9	0-6	1-2	1 1 2	2 1 3	4	0	3	0	0	0	-5
7	Dai Dai Ames	G 27:48	3-6	0-2	0-0	0 0 0	2 0 6	2	1	0	0	0	0	3
11	Isaac McNeely	G 31:56	1-9	0-6	4-4	0 3 3	2 3 6	4	2	0	0	0	0	-6
0	Blake Buchanan	26:56	5-7	0-0	1-1	3 12 15	1 4 11	2	2	1	2	1	5	0
9	Ishan Sharma	18:20	2-7	2-7	4-4	0 1 1	2 4 10	0	0	0	0	0	0	14
10	Taine Murray	07:03	0-0	0-0	2-4	0 0 0	1 2 2	1	0	0	0	0	0	-12
21	Anthony Robinson	09:08	1-1	0-0	0-0	0 1 1	0 0 2	0	0	1	0	0	0	-2
Team						0 2 2			0					
Totals			18-52	4-26	12-15	5 25 30	14 17 52	15	8	8	4	1	2	
Technical Fouls:NONE														

	SMU	UVA
Biggest lead	8 (2 <sup>nd</sup> 8:47)	5 (2 <sup>nd</sup> 0:31)
Best Scoring Run	8 (1 <sup>st</sup> 8:54)	12 (2 <sup>nd</sup> 0:31)
Lead Changes	6	
Times Tied	5	
Time with Lead	31:43	04:22
Points from Turnovers	SMU 7	UVA 16
Paint	SMU 36	UVA 24
Second Chance	SMU 6	UVA 4
Fast Breaks	SMU 9	UVA 4
Bench	SMU 12	UVA 25
Period by Period Scoring	1st 2nd TOT	1st 2nd TOT
SMU	27 27 54	
UVA	25 27 52	

GAME 18 - LOUISVILLE 81, VIRGINIA 67



Official Basketball Box Score - Final

Virginia at Louisville

01/18/25 KFC Yum! Center, Louisville

2024-25 Men's Basketball

Game Time: 12:01 PM

Game Duration: 2:05

Attendance: 18,233

Officials: Ted Valentine, Sean Hull, Kellen Miner

Virginia - 67

Record: 8-10 (1-6)

NO. Name	Min	FG M-A	3P M-A	FT M-A	Rebounds OR DR TOT	Fouls PF FD	TP	AS	TO	ST	Blocks BS BA	+/-
2 Elijah Saunders	F 33:04	6-13	3-6	4-7	0 10 10	4 5	19	1	4	1	0 1	-17
5 Jacob Coffie	F 09:39	1-3	0-1	0-1	0 1 1	1 1	2	0	1	0	0 1	-8
4 Andrew Rohde	G 34:32	3-10	1-4	0-0	2 1 3	1 0	7	4	1	2	1 0	-22
7 Dai Dai Ames	G 27:47	2-4	0-1	0-0	0 1 1	4 1	4	4	2	2	0 0	-5
11 Isaac McNeely	G 33:02	4-9	1-5	1-1	0 0 0	1 2	10	4	1	1	0 0	-17
0 Blake Buchanan	19:30	3-5	0-0	3-5	1 4 5	3 3	9	0	1	0	1 1	-7
9 Ishan Sharma	23:16	2-4	2-3	0-0	0 3 3	4 0	6	1	1	0	0 0	0
10 Taine Murray	03:34	1-1	1-1	0-0	0 0 0	0 0	3	0	0	0	0 0	0
23 Anthony Robinson	14:13	2-2	0-0	3-5	1 4 5	3 0	0	0	2	0	0 0	4
23 TJ Power	01:23	0-0	0-0	0-0	0 0 0	0 0	0	0	0	0	0 0	4
Team					1 1 2				0		1	
Totals		24-51	8-21	11-19	5 25 30	21 16	67	14	15	5	3 3	-14
Technical Fouls:NONE												

Shooting By Period

1st	FG%	11-31	35.5%
	3PT%	2-10	20.0%
	FT%	4-6	66.7%
2nd	FG%	13-20	65.0%
	3PT%	6-11	54.5%
	FT%	7-13	53.8%
GM	FG%	24-51	47.1%
	3PT%	8-21	38.1%
	FT%	11-19	57.9%


Dead Ball Rebounds: 4, 0

Shooting By Period		
1 <sup>st</sup> FG%	11-31	35.5%
3PT%	2-10	20.0%
FT%	4-6	66.7%
2 <sup>nd</sup> FG%	13-20	65.0%
3PT%	6-11	54.5%
FT%	7-13	53.8%
GM FG%	24-51	47.1%
3PT%	8-21	38.1%
FT%	11-19	57.9%
Dead Ball Rebounds: 4, 0		

Louisville - 81		Record: 14-5 (7-1)																				
NO. Name	Min	FG		3P		FT		Rebounds		Fouls		TP	AS	TO	ST	Blocks		+/-	Shooting By Period			
		M	A	M	A	M	A	OR	DR	PF	FD					BS	BA		1st	2nd	3rd	
0 James Scott	F 28:32	5	7	0	0	2	3	3	7	3	3	12	1	2	0	0	1	16	1st FG	13-28	46.4%	
1 J'Vonnie Hadley	G 34:19	5	8	1	1	2	3	2	1	3	3	13	1	1	1	0	0	17	3PT	4-11	36.4%	
6 Terrence Edwards Jr.	G 32:54	6	13	0	5	4	5	1	5	6	2	16	1	1	1	0	1	14	FG	9-12	75%	
6 Reynae Smith	G 31:40	4	11	4	11	7	7	0	4	4	0	19	0	0	0	0	1	23	2nd FG	13-32	40.6%	
24 Chucky Hepburn	G 33:41	2	13	0	4	4	4	1	2	3	1	8	8	1	4	0	1	14	3PT	2-12	16.7%	
9 Khani Rooths	17:25	1	3	1	1	2	2	0	1	2	1	5	0	0	0	0	0	2	FT	14-15	93.3%	
25 Aboubacar Traore	11:37	3	4	0	0	1	1	1	2	3	4	7	0	2	2	1	0	-2	GM FG	26-60	43.3%	
13 Frank Anselem-Ibe	06:10	0	0	0	0	1	2	0	3	3	2	1	0	0	0	0	1	-2	3PT	6-23	26.1%	
4 Cole Sherman	01:14	0	1	0	1	0	0	0	0	0	0	0	0	0	0	0	0	-4	FT	23-27	85.2%	
33 Aidan McCool	01:14	0	0	0	0	0	0	0	0	0	0	0	0	0	0	0	0	-4	Dead Ball Rebounds: 3.			
55 Spencer Legg	01:14	0	0	0	0	0	0	0	0	0	0	0	0	0	0	0	0	-4				
Team								2	1	3				0								
Totals		26	60	6	23	23	27	10	26	36	16	21	81	11	7	8	3	3	14			

	UVA	LOU
Biggest lead	0 (1 <sup>st</sup> 20:00)	21 (2 <sup>nd</sup> 12:23)
Best Scoring Run	7 (2 <sup>nd</sup> 10:34)	6 (1 <sup>st</sup> 10:11)
Lead Changes	0	
Times Tied	0	
Time with Lead	00:00	39:38
Points from Turnovers	UVA 7	LOU 20
Paint	UVA 28	LOU 38
Second Chance	UVA 8	LOU 13
Fast Breaks	UVA 0	LOU 4
Bench	UVA 25	LOU 13
Period by Period Scoring	1st 2nd TOT	1st 2nd TOT
UVA	28 39 67	
LOU	39 42 81	

GAME 19 - VIRGINIA 74, BOSTON COLLEGE 56



Official Basketball Box Score - Final

Boston College at Virginia

01/21/25 John Paul Jones Arena, Charlottesville

Virginia vs Boston College Men's Basketball

Game Time: 7:00 PM

Game Duration: 1:52

Attendance: 13,481

Officials: Roger Ayers, Gregory Nixon, Courtney Green

Boston College - 56

Record: 9-10 (1-7)

NO. Name	Min	FG		3P		FT		Rebounds		Fouls		TP	AS	TO	ST	Blocks		+/-
		M	A	M	A	M	A	OR	DR	PF	FD					BS	BA	
32 Chad Venning	F 29:12	6-11	0-0	2-2	0 5 5	2 2	14	0	1	0	0	2	-12					
1 Dion Brown	G 22:01	5-9	1-4	0-0	2 4 6	2 2	11	1	3	1	0	0	-9					
3 Roger McFarlane	G 19:56	1-4	0-2	0-0	0 2 2	0 0	2	0	3	0	0	0	-18					
7 Joshua Beadle	G 24:11	1-5	0-0	0-0	1 0 1	1 0	2	4	3	0	0	1	-4					
13 Donald Hand Jr.	G 22:15	1-2	1-2	2-2	0 3 3	2 2	5	3	0	1	0	0	-18					
5 Fred Payne	28:51	7-10	2-5	1-1	0 0 0	1 1	17	1	1	3	0	0	-3					
22 Jayden Hastings	15:06	1-2	0-0	0-1	0 1 1	1 1	2	0	1	0	0	0	-2					
00 Chas Kelley III	15:25	0-1	0-1	3-4	0 2 2	0 2	3	2	1	0	0	0	-2					
10 Luka Toews	10:35	0-2	0-0	0-0	0 0 0	1 1	0	1	2	0	0	0	-14					
8 Kany Tchanda	12:28	0-1	0-1	0-0	0 0 0	1 0	0	0	0	0	0	0	-8					
Team					1 2 3				0		0							
Totals		22-47	4-15	8-10	4 19 23	14 11	56	12	15	5	0	3	-18					

Shooting By Period

1st FG% 10-23 43.5%

3PT% 1-7 14.3%

FT% 2-2 100%

2nd FG% 12-24 50.0%

3PT% 3-8 37.5%

FT% 6-8 75%

GM FG% 22-47 46.8%

3PT% 4-15 26.7%

FT% 8-10 80.0%

Dead Ball Rebounds: 0

Technical Fouls:NONE

Shooting By Period		
1 <sup>st</sup> FG%	10-23	43.5%
3PT%	1-7	14.3%
FT%	2-2	100%
2 <sup>nd</sup> FG%	12-24	50.0%
3PT%	3-8	37.5%
FT%	8-8	75%
GM FG%	22-47	46.8%
3PT%	4-15	26.7%
FT%	8-10	80.0%
Dead Ball Rebounds: 0, 0		

Virginia - 74		Record: 9-10 (2-6)											
NO. Name	Min	FG M-A	3P M-A	FT M-A	Rebounds OR DR TOT	Fouls PF FD	TP	AS	TO	ST	Blocks BS BA	+/-	
2 Elijah Saunders	F 19:49	4-7	2-2	0-0	1 5 6	1 0 1	10	1	1	1	0 0	17	
5 Jacob Colie	F 17:16	1-4	0-0	0-0	1 5 6	1 2 2	2	1	1	1	1 0	10	
4 Andrew Rhoads	G 29:47	5-6	2-2	4-4	1 3 4	2 3 1	16	6	0	0	0 0	19	
7 Dai Dai Ames	G 25:04	1-4	0-2	1-2	0 0 0	1 2 3	4	2	2	0	0 0	5	
11 Isaac McKneely	G 29:16	7-10	6-9	1-1	0 0 0	2 2 2	21	1	2	2	0 0	17	
6 Blake Buchanan	21:25	3-5	0-0	1-3	1 5 6	1 3 7	7	0	1	1	1 0	10	
9 Ishan Sharkey	19:51	2-8	1-4	2-2	0 0 0	1 1 2	0	0	1	0	0 0	9	
21 Anthony Robinson	14:16	2-2	0-0	0-0	2 2 4	1 0 1	4	2	1	0	1 0	6	
10 Taine Murray	11:59	1-3	0-0	0-0	1 1 1	0 0 1	2	2	1	2	0 0	3	
23 TJ Power	10:53	0-1	0-1	2-2	0 0 0	1 1 1	2	0	2	0	0 0	-6	
42 Markus Rouse	00:24	0-0	0-0	0-0	0 0 0	0 0 0	0	0	0	0	0 0	0	
Team					0 2 2		0	1					
Totals		26-50	11-20	11-14	7 23 30	11 14	74	17	11	10	3 0	18	

Shooting By Period		
1st	FG%	19-29 55.2%
	3PT%	6-15 60.0%
	FT%	0-0 0%
2nd	FG%	10-21 47.6%
	3PT%	2-5 40.0%
	FT%	11-14 78.6%
3rd	FG%	26-50 52.0%
	3PT%	11-20 55.0%
	FT%	11-14 78.6%
Dead Ball Rebounds: 1 0		

Technical Fouls: NONE		
-----------------------	--	--





THE LAST TIME

VIRGINIA INDIVIDUALS

- **Scored 30 points:** Kyle Guy vs. Marshall (12/31/18)
- **Scored 40 points:** Sean Singletary (41) at Miami (3/1/08)
- **Two players with 20 points:** Isaac McKneely (26) and Taine Murray (20) at Miami (1/29/25)
- **Three players with 20 points:** Chris Williams (27), Roger Mason, Jr. (22) and Donald Hand (20) vs. Duke (1/5/00)
- **Four players with 20 points:** Chris Williams (23), Donald Hand (22), Adam Hall (21) and Travis Watson (20) vs. Georgetown (3/15/00)
- **A player with back-to-back 25-point games:** Joe Harris, 26 vs. Virginia Tech (2/12/13), 27 at North Carolina (2/16/13)
- **One player scored in double figures:** Dai Dai Ames (12) vs. Tennessee (11/21/24)
- **No players scored in double figures:** vs. Florida (3/18/17)
- **Five players scored in double figures:** Isaac McKneely (18), Andrew Rohde (14), Blake Buchanan (11), Jacob Cofie (10), Dai Dai Ames (10) vs. NC State (1/24/24)
- **Six players scored in double figures:** Sean Singletary (27), Adrian Joseph (13), Jamil Tucker (13), Mamadi Diane (12), Calvin Baker (11) and Laurynas Mikaluskas (11) vs. Maryland (3/9/08)
- **Seven players scored in double figures:** Cornel Parker (20), Junior Burrough (15), Ted Jeffries (14), Cory Alexander (13), Jason Williford (12), Yuri Barnes (11) and Doug Smith (11) vs. Clemson (1/13/93)
- **Had 15 rebounds:** Blake Buchanan (15) vs. SMU (1/15/24)
- **Had 20 rebounds:** Mike Tobey (20) vs. Louisville (3/5/16)
- **Had 25 rebounds:** Bob Mortell (25) vs. Washington & Lee (2/27/60)
- **Two players with 10 rebounds:** Francisco Caffaro (12) and Jayden Gardner (10) at Notre Dame (1/29/22)
- **Three players with 10 rebounds:** Jay Huff (12), Kihei Clark (11) and Braxton Key (10) at Syracuse (11/6/19)
- **Double-Double:** Blake Buchanan (10 points, 11 rebounds) at Pitt (2/3/25)
- **Two players had a double-double:** Jayden Gardner (22 points, 10 rebounds) and Francisco Caffaro (11 points and 12 rebounds) at Notre Dame (1/29/22)
- **Three players had a double-double:** Jason Williford (10 pts, 15 rebs), Ted Jeffries (23 pts, 10 rebs), and Cornel Parker (11 pts, 11 rebs) at William & Mary (1/25/93)
- **Double-Double with points and assists:** Reece Beekman (17 points, 11 assists) vs. NC State (3/15/24)
- **Triple-Double:** Ralph Sampson (15 pts, 22 rebs, 10 blks) vs. Old Dominion (12/29/79)
- **Three Double-Doubles in a row:** Sam Hauser [3] (13 pts, 10 rebs) at Notre Dame (12/30/20), (16 pts, 11 rebs) vs. Wake Forest (1/6/21), (17 pts, 10 rebs) at Boston College (1/9/21)
- **Four Double-Doubles in a row:** Mike Scott [5] (27 pts, 15 rebs) vs. Oklahoma (11/23/10), (16 pts, 10 rebs) vs. Wichita State (11/24/10), (17 pts, 12 rebs) at Minnesota (11/29/10), (21 pts, 13 rebs) at Virginia Tech (12/5/10), (10 pts, 13 rebs) vs. Radford (12/7/10)
- **20 points and 20 rebounds:** Travis Watson (21 points, 20 rebounds) vs. Wofford (1/2/03)
- **20 points and 10 rebounds:** Jayden Gardner (23 points, 12 rebounds) vs. Clemson (3/10/23)
- **13 assists:** Kihei Clark (13) vs. Navy (12/29/19)
- **10 assists:** Reece Beekman (11) vs. NC State (3/15/24)
- **5 blocked Shots:** Ryan Dunn (5) at Duke (3/2/24)
- **5 steals:** Reece Beekman (5) at Louisville (1/27/24)
- **Led UVA in points, rebounds and assists:** Reece Beekman (21 points, 6 rebounds, 9 assists) vs. Georgia Tech (3/9/24)
- **Hit a last second shot to win a game:** Reece Beekman at Duke (2/7/22) [3-pointer with 1.1 seconds remaining]
- **Played more than 40 minutes:** Reece Beekman (43) vs. Boston College (3/14/24)
- **Played all 40 minutes:** Kihei Clark (40), vs. St. Bonaventure (3/22/22)

VIRGINIA TEAM

- **Won in Overtime:** 66-60 vs. Boston College (3/14/24)
- **Lost in Overtime:** 73-65 vs. NC State (3/15/24)
- **Played Two Overtimes:** at Virginia Tech, 80-78 2 OT (2/12/17)
- **Played Three Overtimes:** vs. Georgetown, L 115-111 (3/15/00)
- **Shot 70 percent for a half:** 70.4% (19-27) vs. Austin Peay - 1st Half (11/13/17)
- **Shot 60 percent in a game:** 60% (30-50) vs. Miami (2/5/22)
- **Shot less than 30 percent in a game:** 28.6% (14-49) vs. Tennessee (11/21/24)
- **Shot 100 percent from the free throw line:** 100% (6-6) vs. Texas A&M (11/29/23)
- **Shot 70 percent from 3-point line:** 72% (18-25) at Syracuse (3/4/19)
- **Shot less than 30 percent in a half:** 28% (7-25) in 2nd Half vs. Tennessee (11/21/24)
- **Shot less than 20 percent in a half:** 17.2% (5-29) in 1st Half vs. Colorado State (3/19/24)
- **Shot 55 percent or better and lost:** 58.5% (31-53) at North Carolina (2/16/13)
- **Shot 50 percent or better and lost:** 52.6% (30-57) vs. Iowa (11/29/21)
- **Attempted 50 FTs:** 52 (made 34) vs. Howard (12/12/94)
- **Attempted 35 3-pointers:** 38 (11-38) vs. Va. Tech (2/10/18)
- **Did Not Attempt a FT:** 0 vs. Wisconsin (11/27/17)
- **Made 30 FTs:** 31 (31 of 36) vs. Tennessee (3/18/07)
- **Made 15 3-pt FGs:** 15 at Wake Forest (1/21/23)
- **Failed to make a 3-pt FG:** vs. Louisville (0 of 6) (3/9/22)
- **Had 50 rebounds:** 54 vs. NC State (1/24/24)
- **Had 20 offensive rebounds:** 20 vs. NC State (1/24/24)
- **Had 25 assists:** 26 vs. Iowa State (3/25/16)
- **Had 15 steals:** 15 vs. Florida (11/10/23)
- **Had 10 blocks:** 13 vs. Wake Forest (2/17/24)
- **Had 10 steals & 10 blocks:** 13 steals & 10 blocks vs. Texas Southern (11/16/23)
- **Led by 30 points at halftime:** 30 vs. North Carolina A&T (11/14/23)
- **Scored 50 pts in a half:** 56 vs. Baylor, 2nd half (11/18/22)
- **Scored 60 pts in a half:** 60 vs. Gonzaga, 1st half (1/3/07)
- **Scored 70 pts in a half:** 70 vs. Coastal Carolina, 2nd half (11/20/00)
- **Scored 100 pts (ACC):** 103 vs. Maryland (1/16/07)
- **Scored 100 pts (non-conf):** 100 vs. Marshall (12/31/18)
- **Scored under 20 pts in 1st half:** 14 vs. Colorado State (3/19/24)
- **Scored under 20 pts in 2nd half:** 19 at North Carolina (2/18/17)
- **Scored under 50 pts in a game:** 42 vs. Tennessee (11/21/24)
- **Defeated top-5 opponent:** 86-79 vs. #5 Baylor (11/18/22)
- **Defeated top-5 opponent on the road:** 65-63 at #4 Duke (1/27/18)
- **Defeated top-5 opponent at neutral site:** 86-79 vs. #5 Baylor (11/18/22)
- **Defeated top-ranked opponent:** 86-73 vs. #1 North Carolina (1/30/86)
- **Won when trailing by 16 points:** Trailed 32-16 during 63-61 vs. Ohio State (11/30/16)
- **Won when trailing by 17 points:** Trailed 31-14 during 61-58 overtime win vs. Maryland (3/10/13)
- **All five starters scored all of the points:** vs. Texas A&M (11/29/23)

OPPONENT INDIVIDUALS

- **Scored 30 points:** Buddy Boeheim (31), Syracuse (3/11/21)
- **Scored 35 points:** Carsen Edwards (42), Purdue (3/30/19)
- **Scored 40 points:** Carsen Edwards (42), Purdue (3/30/19)
- **Scored 50 points:** Len Chappell (50), Wake (2/12/62)
- **Two players with 20 points:** Jericole Hellems (21) and Tarquavion Smith (20) at NC State (1/22/22)
- **Two players with 25 points:** Corey Kispert (32) and Drew Timme (29) vs. Gonzaga (12/26/20)
- **Three players with 20 points:** Jordan McRae (21), Jarnell Stokes (20) and Josh Richardson (20) at Tennessee (12/30/13)
- **Two players with 30 points:** Trevor Powell (31) and Tony Smith (31) at Marquette (2/3/90)
- **No players scored in double figures:** Texas Southern (11/16/23)
- **Five players scored in double figures:** Jarace Walker (17), Marcus Sasser (13), Tramon Mark (13), Jamal Shead (11), J'Wan Roberts (10) vs. Houston (12/17/22)
- **Six players scored in double figures:** C.J. Harris (15), Ari Stewart (12), Travis McKie (12), J.T. Terrell (11), Ty Walker (11), Gary Clark (10), at Wake Forest (1/29/11)
- **Seven players scored in double figures:** Stanley Burrell (15), Drew Lavender (13), C.J. Anderson (12), B.J. Raymond (12), Josh Duncan (11), Charles Bronson (11) and Jason Love (10), at Xavier (1/3/08)
- **Double-Double:** James Scott (12 points, 10 rebounds) at Louisville (1/18/25)
- **Double-Double with points and assists:** Keifer Sykes (21 pts, 10 assists) at Green Bay (12/7/13)
- **Two players had a double-double:** Joel Scott (23 points, 11 rebounds) and Nique Clifford (17 points, 10 rebounds) vs. Colorado State (3/19/24)
- **Player had 20 points and 20 rebounds:** Armando Bacot (29 points, 22 rebounds), North Carolina (1/8/222)
- **Had 15 rebounds:** Armando Bacot (22), North Carolina (2/20/20)
- **Had 20 rebounds:** Armando Bacot (22), North Carolina (1/8/22)
- **Had 10 assists:** Keifer Sykes (10), at Green Bay (12/7/13)
- **5 Blocked Shots:** Efton Reid (5), Wake Forest (1/13/24)
- **5 Steals:** Jordan Miller (7), Miami (2/5/22) & Jose Alvarado (6), Georgia Tech (1/23/21)
- **Hit a last second shot to win a game:** Boopie Miller, SMU (1/15/25), 3-pointer with 0.4 seconds remaining

OPPONENT TEAM

- **Shot less than 30 percent in a game:** 28% (14-50), Coppin State (11/11/24)
- **Shot less than 30 percent in a game (ACC):** 28.6% (14-49), Miami (2/5/24)
- **Shot 60 percent in a game:** 60% (30-50) at NC State (1/22/22)
- **Shot 55 percent or better and lost:** 55.3% (26-47), Cleveland State (11/25/09)
- **Scored 100 pts:** 106, Washington (11/22/10)
- **Scored 90 pts in an ACC game:** 93, North Carolina (2/16/13)
- **Scored 60 pts in a half:** 60, at Miami, 2nd half (3/1/08)
- **Scored 50 pts in a half:** 54, vs. Gonzaga, 2nd half (12/26/21)
- **Scored 45 pts in the first half:** 45, at Florida State (2/15/21)
- **Scored under 10 pts in 1st half:** 7, at Pitt (2/24/18)
- **Scored under 20 pts in 1st half:** 19, at Pitt (2/3/25)
- **Scored under 20 pts in 2nd half:** 19, vs. Texas Southern (11/16/23)
- **Scored under 40 pts in a game:** 38, vs. Miami (2/5/24)
- **Had 25 assists:** 27, at Xavier (1/3/08)
- **Had 20 offensvie rebounds:** 20, vs. Wisconsin (11/20/23)
- **Had 15 steals:** 15, Memphis (12/19/23)
- **Had 10 blocks:** 10 at Maryland (3/5/11)
- **Failed to make a 3-pt FG:** Georgia Tech (1/22/15)



# BLAKE BUCHANAN

So. • F • 6-11 • 227 • Couer d'Alene, Idaho • Lake City

## 2024-25 SEASON

- Recorded 10 points, seven rebounds, a career-high five assists and three blocks vs. Campbell (11/6/24)
- Scored three points along with five rebounds vs. Villanova (11/15/24)
- Collected six points, seven rebounds and three blocks vs. No. 11 Tennessee (11/21/24)
- Registered six points, five rebounds and two blocks vs. No. 22 St. John's (11/22/24)
- Tallied 11 points and five rebounds vs. Manhattan (11/26/24)
- Recorded six points, six rebounds, one steal and one block vs. Holy Cross (11/29/24)
- Scored eight points along with five rebounds and two blocks at No. 13 Florida (12/4/24)
- Tallied five points, nine rebounds and three blocks vs. Bethune-Cookman (12/12/24)
- Scored six points along with five rebounds at Cal (1/8/25)
- Recorded first career double-double with 11 points and a career-best 15 rebounds vs. SMU (1/15/24)
- Tallied nine points and five rebounds at Louisville (1/18/25)
- Recorded seven points and six rebounds vs. Boston College (1/21/25)
- Totaled 16 points and nine rebounds at Miami (1/29/25)
- Netted 10 points along with 11 rebounds, two steals and two blocks at Pitt (2/3/25)
- Recorded seven points, 11 rebounds and four assists vs. Georgia Tech (2/8/25)

## CAREER STATS/SINGLE-GAME HIGHS

			Field Goals		3-Point		F-Throws		Rebounds								Scoring				
SEASON	TEAM	GP-GS	MIN	AVG	FG-FGA	FG%	3FG-3FGA	3FG%	FT-FTA	FT%	OFF	DEF	TOT	AVG	PF-FO	A	TO	BLK	STL	PTS	AVG
2023-24	UVa	34-6	511	15.0	46-111	.414	0-0	.000	23-46	.500	43	64	107	3.1	62-3	12	15	30	14	115	3.4
2024-25	UVa	24-14	521	21.7	58-106	.547	0-2	.000	29-54	.537	50	86	136	5.7	56-1	32	21	28	14	145	6.0
TOTAL		58-20	1032	17.8	104-217	.479	0-2	.000	52-100	.520	93	150	243	4.2	118-4	44	36	58	28	260	4.5

### Single Game Highs

Statistic	Value
Points	18 vs Florida 11/10/23
Rebounds	15 vs SMU 01/15/25
Assists	5 vs Campbell 11/06/24
Steals	2 6 times
Blocks	3 4 times
FG Made	6 at Miami (FL) 01/29/25
FG Attempts	9 vs Manhattan 11/26/24
3FG Attempts	1 vs Manhattan 11/26/24, at Florida 12/04/24
FT Made	10 vs Florida 11/10/23
FT Attempts	16 vs Florida 11/10/23


## 2024-25 BUCHANAN GAME-BY-GAME

Opponent	Date	GS	MIN	Total		3-Pointers		Free throws		Rebounds				PF	A	TO	BLK	STL	PTS	AVG
				FG-FGA	PCT	3FG-3FGA	PCT	FT-FTA	PCT	OFF	DEF	TOT	AVG							
Campbell	11/06/2024	*	28:48	3-6	.500	0-0	.000	4-9	.444	1	6	7	7.0	2	5	1	3	0	10	10.0
Coppin St.	11/11/2024	*	19:24	2-5	.400	0-0	.000	0-0	.000	2	1	3	5.0	3	1	0	2	0	4	7.0
vs Villanova	11/15/2024	*	18:28	1-4	.250	0-0	.000	1-2	.500	2	3	5	5.0	5	2	1	0	1	3	5.7
vs Tennessee	11/21/2024	*	27:59	3-4	.750	0-0	.000	0-0	.000	2	5	7	5.5	0	1	2	3	0	6	5.8
vs St. John's (NY)	11/22/2024	*	24:57	2-3	.667	0-0	.000	2-4	.500	4	1	5	5.4	4	2	1	1	2	6	5.8
Manhattan	11/26/2024	*	21:00	5-9	.556	0-1	.000	1-4	.250	2	3	5	5.3	2	2	0	0	0	11	6.7
Holy Cross	11/29/2024	*	20:23	3-5	.600	0-0	.000	0-1	.000	3	3	6	5.4	3	2	1	1	1	6	6.6
at Florida	12/04/2024	*	22:33	4-6	.667	0-1	.000	0-0	.000	4	1	5	5.4	3	1	1	2	0	8	6.8
at SMU	12/07/2024	*	24:34	1-4	.250	0-0	.000	2-2	1.000	1	2	3	5.1	2	0	2	0	2	4	6.4
Bethune-Cookman	12/12/2024	*	19:48	2-4	.500	0-0	.000	1-2	.500	3	6	9	5.5	2	2	1	3	0	5	6.3
Memphis	12/18/2024		12:22	2-2	1.000	0-0	.000	1-2	.500	1	0	1	5.1	2	0	0	0	1	5	6.2
American	12/22/2024		14:51	0-2	.000	0-0	.000	0-0	.000	2	3	5	5.1	3	2	1	1	1	0	5.7
NC State	12/31/2024		12:36	1-1	1.000	0-0	.000	1-2	.500	1	0	1	4.8	4	0	1	1	0	3	5.5
Louisville	01/04/2025		11:26	0-1	.000	0-0	.000	0-0	.000	0	2	2	4.6	3	0	1	0	1	0	5.1
at California	01/08/2025		17:28	1-5	.200	0-0	.000	4-4	1.000	5	0	5	4.6	2	0	0	0	0	6	5.1
at Stanford	01/11/2025		20:54	1-2	.500	0-0	.000	0-0	.000	0	3	3	4.5	3	1	1	1	0	2	4.9
SMU	01/15/2025		26:56	5-7	.714	0-0	.000	1-1	1.000	3	12	15	5.1	1	2	2	2	1	11	5.3
at Louisville	01/18/2025		19:30	3-5	.600	0-0	.000	3-5	.600	1	4	5	5.1	3	0	1	1	0	9	5.5
Boston College	01/21/2025		21:25	3-5	.600	0-0	.000	1-3	.333	1	5	6	5.2	1	0	0	1	1	7	5.6
Notre Dame	01/25/2025		19:33	1-3	.333	0-0	.000	0-0	.000	0	3	3	5.1	1	1	0	1	0	2	5.4
at Miami (FL)	01/29/2025	*	33:03	6-8	.750	0-0	.000	4-6	.667	5	4	9	5.2	1	2	0	1	0	16	5.9
Virginia Tech	02/01/2025	*	15:18	2-2	1.000	0-0	.000	0-1	.000	0	4	4	5.2	3	0	1	1	0	4	5.8
at Pittsburgh	02/03/2025	*	38:35	4-7	.571	0-0	.000	2-4	.500	2	9	11	5.4	2	2	2	2	2	10	6.0
Georgia Tech	02/08/2025	*	29:30	3-6	.500	0-0	.000	1-2	.500	5	6	11	5.7	1	4	1	1	1	7	6.0
Totals		14	521:21	58-106	.547	0-2	.000	29-54	.537	50	86	136	5.7	56	32	21	28	14	145	6.0

## Player Averages

Games Played	Minutes/ game	Points/ game	FG Pct	3FG Pct	FT Pct	Rebounds/ game	Assists/ game	Turnovers/ game	Assist/Turnover ratio	Steals/ game	Blocks/ game
24	21.7	6.0	54.7	0.0	53.7	5.7	1.3	0.9	1.5	0.6	1.2





# 2 ELIJAH SAUNDERS

Jr. • F • 6-8 • 240 • Phoenix, Ariz. • San Diego State

## 2024-25 SEASON

- Totaled 11 points and five rebounds in his UVA debut vs. Campbell (11/6/24)
- Scored 15 points along with five rebounds vs. Coppin State (11/11/24)
- Netted five points and six rebounds, while battling leg cramps, vs. Villanova (11/15/24)
- Scored 12 points vs. No. 22 St. John's (11/22/24)
- Tallied eight points, six rebounds and two steals vs. Manhattan (11/26/24)
- Recorded nine points and six rebounds vs. Holy Cross (11/29/24)
- Scored 19 points along with five rebounds at No. 13 Florida (12/4/24)
- Registered 15 points and eight rebounds vs. Bethune-Cookman (12/12/24)
- Recorded 15 points, four rebounds and two blocks vs. No. 21 Memphis (12/18/24)
- Tallied 21 points (7 of 9 FGs, 7 of 8 FTs) along with eight rebounds vs. American (12/22/24)
- Scored a career-high 22 points (7 of 9 FGs, 7 of 8 FTs) along with five rebounds vs. NC State (12/31/24)
- Netted 12 points vs. Louisville (1/4/25)
- Recorded first career double-double with 11 points and career-high 10 rebounds at Cal (1/8/25)
- Scored 19 points and added career-best 10 rebounds at Louisville (1/18/25)
- Tallied 10 points before being ejected for a flagrant two foul vs. Boston College (1/21/25)
- Collected nine points and six rebounds vs. Notre Dame (1/25/25)
- Missed the Miami (1/29/25), Virginia Tech (2/1/25) and Pitt (2/3/25) games due to injury

## CAREER STATS/SINGLE-GAME HIGHS

SEASON	TEAM	GP-GS	MIN/AVG	Field Goals		3-Point		F-Throws		Rebounds			Scoring							
				FG-FA	FG%	3FG-3FGA	3FG%	FT-FTA	FT%	OFF	DEF	TOT	AVG	PF-FO	A	TO	BLK	STL	PTS	AVG
2022-23	SDSU	16-0	93/5.8	5-18	.278	2-11	.182	2-6	.333	5	12	17	1.1	3-0	8	8	1	1	14	0.9
2023-24	SDSU	37-21	749/20.2	83-198	.419	39-121	.322	24-25	.960	41	93	134	3.6	65-0	29	28	11	17	229	6.2
2024-25	Uva	21-20	585/27.9	82-184	.446	23-60	.383	49-60	.817	23	91	114	5.4	42-1	17	33	7	11	236	11.2
TOTAL FOR Uva		21-20	585/27.9	82-184	.446	23-60	.383	49-60	.817	23	91	114	5.4	42-1	17	33	7	11	236	11.2
TOTAL		74-41	1427/19.3	170-400	.425	64-192	.333	75-91	.824	69	196	265	3.6	110-1	54	69	19	29	479	6.5

### Single Game Highs

Statistic	Value	
Points	22	vs NC State 12/31/24
Rebounds	10	at California 01/08/25, at Louisville 01/18/25
Assists	3	vs Occidental 12/02/22, vs Kennesaw St. 12/12/22, vs St. Katherine 12/19/23
Steals	4	at BYU 11/10/23
Blocks	4	vs Saint Mary's (CA) 11/17/23
FG Made	7	vs American 12/22/24, vs NC State 12/31/24
FG Attempts	13	at Louisville 01/18/25
3FG Made	4	at UNLV 03/05/24
3FG Attempts	9	at UNLV 03/05/24
FT Made	8	at California 01/08/25
FT Attempts	8	vs American 12/22/24, vs NC State 12/31/24, at California 01/08/25

## 2024-25 SAUNDERS GAME-BY-GAME

Opponent	Date	GS	MIN	Total		3-Pointers		Free throws		Rebounds				PF	A	TO	BLK	STL	PTS	AVG
				FG-FGA	PCT	3FG-3FGA	PCT	FT-FTA	PCT	OFF	DEF	TOT	AVG							
Campbell	11/06/2024	*	17:57	5-8	.625	0-1	.000	1-1	1.000	2	3	5	5.0	5	0	4	0	0	11	11.0
Coppin St.	11/11/2024	*	28:35	5-9	.556	1-2	.500	4-4	1.000	1	4	5	5.0	2	1	1	1	0	15	13.0
vs Villanova	11/15/2024	*	31:51	2-7	.286	1-2	.500	0-0	.000	0	6	6	5.3	1	2	1	0	0	5	10.3
vs Tennessee	11/21/2024	*	20:54	1-8	.125	1-2	.500	0-0	.000	1	3	4	5.0	2	0	0	0	0	3	8.5
vs St. John's (NY)	11/22/2024	*	25:29	4-7	.571	1-3	.333	3-4	.750	0	3	3	4.6	0	0	1	0	0	12	9.2
Manhattan	11/26/2024	*	33:29	4-10	.400	0-2	.000	0-1	.000	1	5	6	4.8	1	2	2	0	2	8	9.0
Holy Cross	11/29/2024	*	24:47	4-11	.364	1-4	.250	0-0	.000	2	4	6	5.0	2	1	1	0	0	9	9.0
at Florida	12/04/2024	*	32:41	6-12	.500	3-5	.600	4-4	1.000	3	2	5	5.0	4	1	1	0	1	19	10.3
at SMU	12/07/2024	*	25:12	0-6	.000	0-2	.000	3-4	.750	0	3	3	4.8	4	0	0	0	1	3	9.4
Bethune-Cookman	12/12/2024	*	35:38	6-11	.545	1-3	.333	2-4	.500	2	6	8	5.1	0	0	2	1	1	15	10.0
Memphis	12/18/2024	*	25:36	4-7	.571	3-4	.750	4-4	1.000	2	2	4	5.0	4	0	2	2	0	15	10.5
American	12/22/2024	*	35:33	7-9	.778	0-1	.000	7-8	.875	0	8	8	5.3	1	2	2	0	0	21	11.3
NC State	12/31/2024	*	37:24	7-9	.778	1-2	.500	7-8	.875	1	4	5	5.2	3	2	1	0	1	22	12.2
Louisville	01/04/2025	*	29:53	6-12	.500	0-4	.000	0-0	.000	1	0	1	4.9	1	0	2	0	0	12	12.1
at California	01/08/2025	*	29:53	1-8	.125	1-4	.250	8-8	1.000	2	8	10	5.3	1	1	1	0	1	11	12.1
at Stanford	01/11/2025	*	27:05	3-8	.375	1-2	.500	2-2	1.000	0	5	5	5.3	3	0	3	0	0	9	11.9
SMU	01/15/2025	*	25:56	3-8	.375	2-3	.667	0-0	.000	0	3	3	5.1	1	1	1	2	1	8	11.6
at Louisville	01/18/2025	*	33:04	6-13	.462	3-6	.500	4-7	.571	0	10	10	5.4	4	1	4	0	1	19	12.1
Boston College	01/21/2025	*	19:49	4-7	.571	2-2	1.000	0-0	.000	1	5	6	5.4	1	1	1	0	1	10	11.9
Notre Dame	01/25/2025	*	33:24	4-11	.364	1-3	.333	0-1	.000	3	3	6	5.5	2	1	1	1	1	9	11.8
Georgia Tech	02/08/2025		10:47	0-3	.000	0-3	.000	0-0	.000	1	4	5	5.4	0	1	2	0	0	0	11.2
Totals		20	584:57	82-184	.446	23-60	.383	49-60	.817	23	91	114	5.4	42	17	33	7	11	236	11.2

### Player Averages

Games Played	Minutes/ game	Points/ game	FG Pct	3FG Pct	FT Pct	Rebounds/ game	Assists/ game	Turnovers/ game	Assist/Turnover ratio	Steals/ game	Blocks/ game
21	27.9	11.2	44.6	38.3	81.7	5.4	0.8	1.6	0.5	0.5	0.3



# 4 ANDREW ROHDE

Jr. • G • 6-6 • 200 • Milwaukee, Wis. • St. Thomas (Minn.)

## 2024-25 SEASON

- Tallied five assists vs. Campbell (11/6/24)
- Missed the Coppin State (11/11/24) game with a back injury
- Scored 13 points ( 3 of 5 3FGs) and dished four assists vs. Villanova (11/15/24)
- Scored eight points vs. Tennessee (11/21/24)
- Netted 11 points (3 of 4 FGs, 3 of 3 FTs) vs. No. 22 St. John's (11/22/24)
- Recorded 14 points and four steals vs. Manhattan (11/26/24)
- Tallied 13 points, three assists, one steal and one block vs. Holy Cross (11/29/24)
- Scored nine points in ACC opener at SMU (12/7/24)
- Netted eight points vs. Bethune-Cookman (12/12/24)
- Recorded 11 points and seven assists vs. NC State (12/31/24)
- Scored a team-high 16 points along with four rebounds, three assists and three steals vs. Louisville (1/4/25)
- Led UVA with 14 points and six assists at Cal (1/8/25)
- Recorded 16 points, six assists and four rebounds vs. Boston College (1/21/25)
- Missed the Miami (1/29/25) game due to injury
- Registered 12 points and seven assists vs. Virginia Tech (2/1/25)
- Tallied nine points, nine assists and seven rebounds at Pitt (2/3/25)
- Totaled 11 points and nine assists vs. Georgia Tech (2/8/25)

## CAREER STATS/SINGLE-GAME HIGHS

SEASON	TEAM	GP-GS	MIN/AVG	Field Goals		3-Point		F-Throws		Rebounds				PF-FO		A	TO	BLK	STL	Scoring	
				FG-FGA	FG%	3FG-3FGA	3FG%	FT-FTA	FT%	OFF	DEF	TOT	AVG	PF	FO					PTS	AVG
2022-23	UST	31-31	1019/32.9	189-422	.448	56-175	.320	97-119	.815	25	91	116	3.7	67-0	113	69	3	52	531	17.1	
2023-24	Uva	33-27	830/25.2	53-181	.293	28-109	.257	7-16	.438	1	59	60	1.8	26-0	90	36	2	16	141	4.3	
2024-25	Uva	22-18	659/30.0	72-166	.434	30-73	.411	24-30	.800	7	51	58	2.6	32-0	93	37	3	22	198	9.0	
TOTAL FOR Uva		55-45	1489/27.1	125-347	.360	58-182	.319	31-46	.674	8	110	118	2.1	58-0	183	73	5	38	339	6.2	
TOTAL		86-76	2508/29.2	314-769	.408	114-357	.319	128-165	.776	33	201	234	2.7	125-0	296	142	8	90	870	10.1	

### Single Game Highs


Statistic	Value
Points	27 at North Dakota 02/25/23
Rebounds	9 at Montana St. 12/08/22
Assists	9 at Pittsburgh 02/03/25, vs Georgia Tech 02/08/25
Steals	5 at North Dakota St. 02/23/23
Blocks	1 8 times
FG Made	11 at North Dakota 02/25/23
FG Attempts	22 vs Oral Roberts 03/06/23
3FG Made	4 4 times
3FG Attempts	9 at South Dakota 12/29/22, vs South Dakota 01/28/23, vs Oral Roberts 03/06/23
FT Made	10 at Omaha 02/02/23
FT Attempts	10 at South Dakota 12/29/22, vs Omaha 01/07/23, at Omaha 02/02/23

## 2024-25 ROHDE GAME-BY-GAME

Opponent	Date	GS	MIN	Total		3-Pointers		Free throws		Rebounds				PF	A	TO	BLK	STL	PTS	AVG
				FG-FGA	PCT	3FG-3FGA	PCT	FT-FTA	PCT	OFF	DEF	TOT	AVG							
Campbell	11/06/2024	*	32:41	0-2	.000	0-2	.000	1-2	.500	0	3	3	3.0	2	5	4	1	0	1	1.0
vs Villanova	11/15/2024		27:34	5-8	.625	3-5	.600	0-1	.000	0	3	3	3.0	1	4	2	0	1	13	7.0
vs Tennessee	11/21/2024		27:57	3-8	.375	2-5	.400	0-0	.000	0	1	1	2.3	3	3	4	0	0	8	7.3
vs St. John's (NY)	11/22/2024		21:34	3-4	.750	2-2	1.000	3-3	1.000	0	2	2	2.3	0	1	2	0	0	11	8.3
Manhattan	11/26/2024	*	36:14	6-9	.667	0-1	.000	2-2	1.000	0	2	2	2.2	0	2	1	0	4	14	9.4
Holy Cross	11/29/2024	*	27:42	5-8	.625	3-5	.600	0-0	.000	0	1	1	2.0	0	3	2	1	1	13	10.0
at Florida	12/04/2024	*	25:52	1-4	.250	0-1	.000	2-2	1.000	0	1	1	1.9	1	3	3	0	0	4	9.1
at SMU	12/07/2024	*	30:34	3-8	.375	1-2	.500	2-2	1.000	0	2	2	1.9	2	3	4	0	1	9	9.1
Bethune-Cookman	12/12/2024	*	28:40	3-7	.429	0-2	.000	2-3	.667	0	2	2	1.9	2	1	2	0	0	8	9.0
Memphis	12/18/2024	*	21:45	2-3	.667	1-1	1.000	0-0	.000	0	1	1	1.8	1	2	5	0	3	5	8.6
American	12/22/2024	*	27:42	2-9	.222	1-3	.333	0-0	.000	0	3	3	1.9	3	4	0	0	1	5	8.3
NC State	12/31/2024	*	35:51	4-8	.500	2-3	.667	1-2	.500	0	3	3	2.0	0	7	1	0	1	11	8.5
Louisville	01/04/2025	*	32:07	6-12	.500	2-5	.400	2-3	.667	0	4	4	2.2	0	3	1	0	3	16	9.1
at California	01/08/2025	*	32:47	6-13	.462	0-3	.000	2-2	1.000	0	4	4	2.3	4	6	1	0	2	14	9.4
at Stanford	01/11/2025	*	20:49	2-4	.500	1-2	.500	0-0	.000	1	0	1	2.2	1	5	2	0	0	5	9.1
SMU	01/15/2025	*	34:59	1-9	.111	0-6	.000	1-2	.500	1	1	2	2.2	2	4	0	0	3	3	8.8
at Louisville	01/18/2025	*	34:32	3-10	.300	1-4	.250	0-0	.000	2	1	3	2.2	1	4	2	0	1	7	8.6
Boston College	01/21/2025	*	29:47	5-6	.833	2-2	1.000	4-4	1.000	1	3	4	2.3	2	6	0	0	0	16	9.1
Notre Dame	01/25/2025	*	29:12	1-8	.125	1-3	.333	0-0	.000	1	3	4	2.4	0	2	1	1	0	3	8.7
Virginia Tech	02/01/2025		31:48	4-11	.364	2-5	.400	2-2	1.000	0	2	2	2.4	2	7	0	0	1	12	8.9
at Pittsburgh	02/03/2025	*	35:22	3-6	.500	3-5	.600	0-0	.000	1	6	7	2.6	2	9	0	0	0	9	8.9
Georgia Tech	02/08/2025	*	33:46	4-9	.444	3-6	.500	0-0	.000	0	3	3	2.6	3	9	0	0	0	11	9.0
Totals		18	659:15	72-166	.434	30-73	.411	24-30	.800	7	51	58	2.6	32	93	37	3	22	198	9.0

### Player Averages

Games Played	Minutes/game	Points/game	FG Pct	3FG Pct	FT Pct	Rebounds/game	Assists/game	Turnovers/game	Assist/Turnover ratio	Steals/game	Blocks/game
22	30.0	9.0	43.4	41.1	80.0	2.6	4.2	1.7	2.5	1.0	0.1



# 5 JACOB COFIE

Fr. • F • 6-10 • 232 • Seattle, Wash. • Eastside Catholic School

## 2024-25 SEASON

- Scored 16 points (7 of 8 FGs & 2 of 3 3FGs) in collegiate debut vs. Campbell (11/6/24)
- Collected 11 points, 11 rebounds, four steals and three blocks vs. Coppin State (11/11/24)
- Netted 12 points, six rebounds and one block vs. Villanova (11/15/24)
- Pulled down seven rebounds vs. No. 22 St. John's (11/22/24)
- Tallied 10 points, five rebounds, two blocks and one steal vs. Manhattan (11/26/24)
- Recorded six points, four rebounds and one block vs. Holy Cross (11/29/24)
- Collected eight points and six rebounds at No. 13 Florida (12/4/24)
- Netted 12 points along with 10 rebounds and one block vs. Bethune-Cookman (12/12/24)
- Recorded six points and four rebounds in first career start vs. No. 21 Memphis (12/18/24)
- Tallied six points, seven rebounds and two steals vs. American (12/22/24)
- Registered six points, two rebounds and three blocks vs. NC State (12/31/24)
- Scored 12 points and registered two steals at Cal (1/8/25)
- Netted 11 points along with five rebounds at Stanford (1/11/25)
- Scored 17 points along with six rebounds vs. Notre Dame (1/25/25)
- Totaled nine points and seven rebounds at Miami (1/29/25)
- Tallied four points, six rebounds, two steals and two blocks vs. Virginia Tech (2/1/25)
- Collected nine points, six rebounds and two steals vs. Georgia Tech (2/8/25)

## CAREER STATS/SINGLE-GAME HIGHS

		Field Goals		3-Point		F-Throws		Rebounds		Scoring											
SEASON	TEAM	GP-GS	MIN	AVG	FG-FGA	FG%	3FG-3FGA	3FG%	FT-FTA	FT%	OFF	DEF	TOT	AVG	PF-FO	A	TO	BLK	STL	PTS	AVG
2024-25	Uva	24-14	519	21.6	73-150	.487	9-37	.243	27-33	.818	39	86	125	5.2	57-0	28	23	20	24	182	7.6
TOTAL		24-14	519	21.6	73-150	.487	9-37	.243	27-33	.818	39	86	125	5.2	57-0	28	23	20	24	182	7.6

### Single Game Highs

Statistic	Value	
Points	17	vs Notre Dame 01/25/25
Rebounds	11	vs Coppin St. 11/11/24
Assists	4	vs American 12/22/24
Steals	4	vs Coppin St. 11/11/24
Blocks	3	vs Coppin St. 11/11/24, vs NC State 12/31/24
FG Made	7	vs Campbell 11/06/24, vs Notre Dame 01/25/25
FG Attempts	13	vs Notre Dame 01/25/25
3FG Made	2	vs Campbell 11/06/24, vs Villanova 11/15/24
3FG Attempts	7	vs Villanova 11/15/24
FT Made	5	at Miami (FL) 01/29/25
FT Attempts	6	at Miami (FL) 01/29/25

## 2024-25 COFIE GAME-BY-GAME

Opponent	Date	GS	MIN	Total		3-Pointers		Free throws		Rebounds										
				FG-FGA	PCT	3FG-3FGA	PCT	FT-FTA	PCT	OFF	DEF	TOT	AVG	PF	A	TO	BLK	STL	PTS	AVG
Campbell	11/06/2024		28:37	7-8	.875	2-3	.667	0-0	.000	1	5	6	6.0	1	1	0	1	1	16	16.0
Coppin St.	11/11/2024		26:54	3-5	.600	1-1	1.000	4-4	1.000	3	8	11	8.5	3	2	2	3	4	11	13.5
vs Villanova	11/15/2024		25:43	4-10	.400	2-7	.286	2-2	1.000	0	6	6	7.7	3	2	0	1	1	12	13.0
vs Tennessee	11/21/2024		19:56	1-5	.200	0-2	.000	0-0	.000	2	4	6	7.3	2	1	3	0	0	2	10.3
vs St. John's (NY)	11/22/2024		21:21	1-5	.200	0-3	.000	0-0	.000	0	7	7	7.2	3	1	1	0	0	2	8.6
Manhattan	11/26/2024		18:57	5-7	.714	0-1	.000	0-0	.000	3	2	5	6.8	1	0	2	2	1	10	8.8
Holy Cross	11/29/2024		17:21	2-3	.667	0-1	.000	2-2	1.000	0	4	4	6.4	1	0	0	1	0	6	8.4
at Florida	12/04/2024		18:18	3-9	.333	0-3	.000	2-2	1.000	4	2	6	6.4	4	2	1	0	1	8	8.4
at SMU	12/07/2024		24:22	3-6	.500	1-2	.500	1-1	1.000	1	1	2	5.9	2	3	0	2	0	8	8.3
Bethune-Cookman	12/12/2024		20:54	5-8	.625	1-2	.500	1-1	1.000	3	7	10	6.3	0	2	1	1	0	12	8.7
Memphis	12/18/2024	*	14:26	3-6	.500	0-0	.000	0-0	.000	3	1	4	6.1	4	0	0	1	0	6	8.5
American	12/22/2024	*	24:52	3-6	.500	0-0	.000	0-2	.000	3	4	7	6.2	2	4	1	0	2	6	8.3
NC State	12/31/2024	*	25:24	3-5	.600	0-2	.000	0-0	.000	0	2	2	5.8	3	1	0	3	1	6	8.1
Louisville	01/04/2025	*	24:07	2-7	.286	0-1	.000	1-1	1.000	2	1	3	5.6	2	1	1	2	0	5	7.9
at California	01/08/2025	*	18:15	5-9	.556	1-3	.333	1-2	.500	0	4	4	5.5	4	0	2	0	2	12	8.1
at Stanford	01/11/2025	*	25:58	4-7	.571	0-0	.000	3-4	.750	3	2	5	5.5	4	1	0	0	1	11	8.3
SMU	01/15/2025	*	17:54	2-5	.400	0-2	.000	0-0	.000	1	2	3	5.4	3	1	2	0	2	4	8.1
at Louisville	01/18/2025	*	09:39	1-3	.333	0-1	.000	0-1	.000	0	1	1	5.1	1	0	1	0	0	2	7.7
Boston College	01/21/2025	*	17:16	1-4	.250	0-0	.000	0-0	.000	1	5	6	5.2	1	1	1	1	1	2	7.4
Notre Dame	01/25/2025	*	25:09	7-13	.538	1-2	.500	2-2	1.000	2	4	6	5.2	3	1	1	0	1	17	7.9
at Miami (FL)	01/29/2025	*	24:60	2-4	.500	0-0	.000	5-6	.833	1	6	7	5.3	3	2	0	0	1	9	8.0
Virginia Tech	02/01/2025	*	26:48	1-6	.167	0-1	.000	2-2	1.000	3	3	6	5.3	2	1	1	2	2	4	7.8
at Pittsburgh	02/03/2025	*	16:56	1-2	.500	0-0	.000	0-0	.000	0	2	2	5.2	2	1	1	0	1	2	7.5
Georgia Tech	02/08/2025	*	24:25	4-7	.571	0-0	.000	1-1	1.000	3	3	6	5.2	3	0	2	0	2	9	7.6
Totals		14	518:31	73-150	.487	9-37	.243	27-33	.818	39	86	125	5.2	57	28	23	20	24	182	7.6

## Player Averages

Games Played	Minutes/game	Points/game	FG Pct	3FG Pct	FT Pct	Rebounds/game	Assists/game	Turnovers/game	Assist/Turnover ratio	Steals/game	Blocks/game
24	21.6	7.6	48.7	24.3	81.8	5.2	1.2	1.0	1.2	1.0	0.8





# 7 DAI DAI AMES

So. • G • 6-1 • 190 • Chicago, Ill. • Kansas State

## 2024-25 SEASON

- Made UVA debut vs. Campbell (11/6/24)
- Scored 13 points and added three rebounds, three assists and two blocked shots vs. Coppin State (11/11/24)
- Scored eight points in start vs. Villanova (11/15/24)
- Tallied team-high 12 points vs. No. 11 Tennessee (11/21/24)
- Recorded 10 points, five assists and two steals vs. Manhattan (11/26/24)
- Netted 16 points and three rebounds vs. Holy Cross (11/29/24)
- Scored seven points along with two assists at No. 13 Florida (12/4/24)
- Played seven minutes before leaving game with an ankle injury at SMU (12/7/24)
- Missed the Bethune-Cookman (12/12/24) game with an ankle injury
- Recorded eight points, five rebounds and four assists vs. No. 21 Memphis (12/18/24)
- Scored five points at Stanford (1/11/25)
- Scored six points along with two assists vs. SMU (1/15/24)
- Netted eight points along with four assists vs. Notre Dame (1/25/25)
- Tallied five points, two assists and two steals at Miami (1/29/25)
- Scored 11 points vs. Virginia Tech (2/1/25)
- Scored a career-high 27 points (11 of 16 FGs, 3 of 6 3FGs, 2 of 2 FTs) at Pitt (2/3/25)
- Poured in 18 points (4 of 6 3FGs) along with four rebounds vs. Georgia Tech (2/8/25)

## CAREER STATS/SINGLE-GAME HIGHS

SEASON	TEAM	GP-GS	MIN/AVG	Field Goals		3-Point		F-Throws		Rebounds				Scoring						
				FG-FGA	FG%	3FG-3FGA	3FG%	FT-FTA	FT%	OFF	DEF	TOT	AVG	PF-FO	A	TO	BLK	STL	PTS	AVG
2023-24	KState	31-16	638/20.6	54-153	.353	23-70	.329	30-43	.698	11	24	35	1.1	49-0	61	49	1	17	161	5.2
2024-25	Uva	23-19	546/23.8	66-146	.452	22-52	.423	21-25	.840	4	30	34	1.5	49-1	44	29	7	17	175	7.6
TOTAL FOR UVa		23-19	546/23.8	66-146	.452	22-52	.423	21-25	.840	4	30	34	1.5	49-1	44	29	7	17	175	7.6
TOTAL		54-35	1184/21.9	120-299	.401	45-122	.369	51-68	.750	15	54	69	1.3	98-1	105	78	8	34	336	6.2

### Single Game Highs

Statistic	Value	
Points	27	at Pittsburgh 02/03/25
Rebounds	5	at Texas 02/19/24, vs Memphis 12/18/24
Assists	7	vs South Dakota St. 11/13/23
Steals	3	vs Bellarmine 11/10/23, at LSU 12/09/23
Blocks	2	vs Coppin St. 11/11/24, at Louisville 01/18/25
FG Made	11	at Pittsburgh 02/03/25
FG Attempts	16	at Pittsburgh 02/03/25
3FG Made	4	at Iowa 03/19/24, vs Georgia Tech 02/08/25
3FG Attempts	6	at Pittsburgh 02/03/25, vs Georgia Tech 02/08/25
FT Made	5	vs Providence 11/17/23, vs Tennessee 11/21/24
FT Attempts	6	vs Providence 11/17/23, vs Tennessee 11/21/24, vs Memphis 12/18/24

## 2024-25 AMES GAME-BY-GAME

				Field Goals		3-Point		F-Throws		Rebounds										Scoring	
SEASON	TEAM	GP-GS	MIN/AVG	FG-FGA	FG%	3FG-3FGA	3FG%	FT-FTA	FT%	OFF	DEF	TOT	AVG	PF-FO	A	TO	BLK	STL	PTS	AVG	
2022-23	SDSU	16-0	93/5.8	5-18	.278	2-11	.182	2-6	.333	5	12	17	1.1	3-0	8	8	1	1	14	0.9	
2023-24	SDSU	37-21	749/20.2	83-198	.419	39-121	.322	24-25	.960	41	93	134	3.6	65-0	29	28	11	17	229	6.2	
2024-25	UVa	21-20	585/27.9	82-184	.446	23-60	.383	49-60	.817	23	91	114	5.4	42-1	17	33	7	11	236	11.2	
TOTAL FOR UVa		21-20	585/27.9	82-184	.446	23-60	.383	49-60	.817	23	91	114	5.4	42-1	17	33	7	11	236	11.2	
TOTAL		74-41	1427/19.3	170-400	.425	64-192	.333	75-91	.824	69	196	265	3.6	110-1	54	69	19	29	479	6.5	

### Single Game Highs

Statistic	Value	
Points	22	vs NC State 12/31/24
Rebounds	10	at California 01/08/25, at Louisville 01/18/25
Assists	3	vs Occidental 12/02/22, vs Kennesaw St. 12/12/22, vs St. Katherine 12/19/23
Steals	4	at BYU 11/10/23
Blocks	4	vs Saint Mary's (CA) 11/17/23
FG Made	7	vs American 12/22/24, vs NC State 12/31/24
FG Attempts	13	at Louisville 01/18/25
3FG Made	4	at UNLV 03/05/24
3FG Attempts	9	at UNLV 03/05/24
FT Made	8	at California 01/08/25
FT Attempts	8	vs American 12/22/24, vs NC State 12/31/24, at California 01/08/25

## SHARMA, Ishan

				Field Goals		3-Point		F-Throws		Rebounds									Scoring	
SEASON	TEAM	GP-GS	MIN/AVG	FG-FGA	FG%	3FG-3FGA	3FG%	FT-FTA	FT%	OFF	DEF	TOT	AVG	PF-FO	A	TO	BLK	STL	PTS	AVG
2024-25	UVa	22-1	323/14.7	26-76	.342	22-63	.349	11-12	.917	3	32	35	1.6	24-0	21	8	2	5	85	3.9
TOTAL		22-1	323/14.7	26-76	.342	22-63	.349	11-12	.917	3	32	35	1.6	24-0	21	8	2	5	85	3.9

### Single Game Highs

Statistic	Value	
Points	12	vs Bethune-Cookman 12/12/24
Rebounds	5	vs Bethune-Cookman 12/12/24



# 9 ISHAN SHARMA

Fr. • G • 6-5 • 192 • Milton, Ont. • Fort Erie International Academy

## 2024-25 SEASON

at SMU (12/7/24)

- Tallied 12 points (4 of 7 3FGs), five rebounds and three assists vs. Bethune-Cookman (12/12/24)
- Scored six points (2 of 3 3FGs) in seven minutes vs. NC State (12/31/24)
- Recorded nine points on a trio of 3-pointers at Cal (1/8/25)
- Registered six points and three assists in first collegiate start at Stanford (1/11/25)
- Scored 10 points (4 of 4 FTs) vs. SMU (1/15/24)
- Scored six points on a pair of 3-pointers at Louisville (1/18/25)
- Netted seven points vs. Boston College (1/21/25)
- Missed the Notre Dame (1/25/25) game due to illness
- Went 4 of 4 from the free throw line at Miami (1/29/25)
- Scored eight points vs. Virginia Tech (2/1/25)

## CAREER STATS/SINGLE-GAME HIGHS

		Field Goals				3-Point		F-Throws		Rebounds									Scoring		
SEASON	TEAM	GP-GS	MIN	AVG	FG-FGA	FG%	3FG-3FGA	3FG%	FT-FTA	FT%	OFF	DEF	TOT	AVG	PF-FO	A	TO	BLK	STL	PTS	AVG
2024-25	UVa	22-1	323	14.7	26-76	.342	22-63	.349	11-12	.917	3	32	35	1.6	24-0	21	8	2	5	85	3.9
TOTAL		22-1	323	14.7	26-76	.342	22-63	.349	11-12	.917	3	32	35	1.6	24-0	21	8	2	5	85	3.9

### Single Game Highs

Statistic	Value
Points	12 vs Bethune-Cookman 12/12/24
Rebounds	5 vs Bethune-Cookman 12/12/24
Assists	4 vs Holy Cross 11/29/24
Steals	1 5 times
Blocks	1 vs Campbell 11/06/24, vs American 12/22/24
FG Made	4 vs Bethune-Cookman 12/12/24
FG Attempts	8 vs Boston College 01/21/25, at California 01/08/25
3FG Made	4 vs Bethune-Cookman 12/12/24
3FG Attempts	7 vs Bethune-Cookman 12/12/24, at California 01/08/25, vs SMU 01/15/25
FT Made	4 vs SMU 01/15/25, at Miami (FL) 01/29/25
FT Attempts	4 vs SMU 01/15/25, at Miami (FL) 01/29/25

## 2024-25 SHARMA GAME-BY-GAME

Opponent	Date	GS	MIN	Total		3-Pointers		Free throws		Rebounds										
				FG-FGA	PCT	3FG-3FGA	PCT	FT-FTA	PCT	OFF	DEF	TOT	AVG	PF	A	TO	BLK	STL	PTS	AVG
Campbell	11/06/2024		08:58	2-3	.667	2-2	1.000	0-0	.000	0	3	3	3.0	0	2	0	1	0	6	6.0
Coppin St.	11/11/2024		18:23	0-6	.000	0-5	.000	0-0	.000	0	1	1	2.0	1	3	1	0	0	0	3.0
vs Villanova	11/15/2024		09:54	0-1	.000	0-1	.000	1-2	.500	0	0	0	1.3	0	0	0	0	1	1	2.3
vs Tennessee	11/21/2024		05:19	0-0	.000	0-0	.000	0-0	.000	0	0	0	1.0	2	0	0	0	0	0	1.8
vs St. John's (NY)	11/22/2024		05:35	1-4	.250	0-3	.000	0-0	.000	0	0	0	0.8	0	0	0	0	0	2	1.8
Holy Cross	11/29/2024		09:36	0-1	.000	0-1	.000	0-0	.000	0	4	4	1.3	0	4	0	0	0	0	1.5
at Florida	12/04/2024		04:35	0-0	.000	0-0	.000	0-0	.000	1	0	1	1.3	0	0	0	0	0	0	1.3
at SMU	12/07/2024		15:22	1-3	.333	1-2	.500	0-0	.000	0	4	4	1.6	3	0	1	0	1	3	1.5
Bethune-Cookman	12/12/2024		25:36	4-7	.571	4-7	.571	0-0	.000	1	4	5	2.0	0	3	1	0	1	12	2.7
Memphis	12/18/2024		11:51	0-2	.000	0-2	.000	0-0	.000	0	2	2	2.0	1	0	0	0	1	0	2.4
American	12/22/2024		08:18	0-1	.000	0-1	.000	0-0	.000	0	1	1	1.9	0	0	1	1	0	0	2.2
NC State	12/31/2024		14:46	2-3	.667	2-3	.667	0-0	.000	0	1	1	1.8	1	0	0	0	0	6	2.5
Louisville	01/04/2025		16:54	1-3	.333	0-2	.000	0-0	.000	0	0	0	1.7	2	2	0	0	0	2	2.5
at California	01/08/2025		24:59	3-8	.375	3-7	.429	0-0	.000	0	0	0	1.6	2	2	0	0	0	9	2.9
at Stanford	01/11/2025	*	32:25	2-4	.500	2-4	.500	0-0	.000	1	2	3	1.7	2	3	2	0	0	6	3.1
SMU	01/15/2025		18:20	2-7	.286	2-7	.286	4-4	1.000	0	1	1	1.6	2	0	0	0	0	10	3.6
at Louisville	01/18/2025		23:16	2-4	.500	2-3	.667	0-0	.000	0	3	3	1.7	4	1	1	0	0	6	3.7
Boston College	01/21/2025		19:51	2-8	.250	1-4	.250	2-2	1.000	0	0	0	1.6	1	0	0	0	1	7	3.9
at Miami (FL)	01/29/2025		18:39	0-2	.000	0-2	.000	4-4	1.000	0	3	3	1.7	1	1	1	0	0	4	3.9
Virginia Tech	02/01/2025		13:27	3-5	.600	2-4	.500	0-0	.000	0	0	0	1.6	0	0	0	0	0	8	4.1
at Pittsburgh	02/03/2025		09:41	1-2	.500	1-2	.500	0-0	.000	0	1	1	1.6	2	0	0	0	0	3	4.0
Georgia Tech	02/08/2025		07:26	0-2	.000	0-1	.000	0-0	.000	0	2	2	1.6	0	0	0	0	0	0	3.9
Totals		1	323:12	26-76	.342	22-63	.349	11-12	.917	3	32	35	1.6	24	21	8	2	5	85	3.9

## Player Averages

Games Played	Minutes/ game	Points/ game	FG Pct	3FG Pct	FT Pct	Rebounds/ game	Assists/ game	Turnovers/ game	Assist/Turnover ratio	Steals/ game	Blocks/ game
22	14.7	3.9	34.2	34.9	91.7	1.6	1.0	0.4	2.6	0.2	0.1



# 10 Taine Murray

Sr. • G • 6-5 • 208 • Auckland, N.Z. • Rosmini College

## 2024-25 SEASON

- Netted five points off the bench vs. Campbell (11/6/24)
- Scored three points vs. No. 11 Tennessee (11/21/24)
- Scored five points (2 of 2 FGs) vs. No. 22 St. John's (11/22/24)
- Handed out four assists vs. Holy Cross (11/29/24)
- Scored eight points (4 of 5 FGs) at No. 13 Florida

(12/4/24)

- Made third career start vs. Bethune-Cookman (12/12/24)
- Matched a career high with 14 points and one block vs. No. 21 Memphis (12/18/24)
- Scored 13 points (4 of 6 3FGs) vs. American (12/22/24)
- Registered four points, three rebounds and career-high five assists vs. NC State (12/31/24)
- Posted career highs in rebounds (5) and blocks (2) in start vs. Louisville (1/4/25)
- Scored three points along with two assists vs. Notre Dame (1/25/25)
- Recorded career highs in points (20), assists (7) and minutes (36) at Miami (1/29/25)
- Netted 10 point, six rebounds and one block vs. Virginia Tech (2/1/25)
- Recorded five points and a career-high three steals at Pitt (2/3/25)

## CAREER STATS/SINGLE-GAME HIGHS

SEASON	TEAM	GP-GS	MIN	AVG	Field Goals		3-Point		F-Throws		Rebounds				Scoring						
					FG-FGA	FG%	3FG-3FGA	3FG%	FT-FTA	FT%	OFF	DEF	TOT	AVG	PF-FO	A	TO	BLK	STL	PTS	AVG
2021-22	Uva	19-0	143	7.5	13-33	.394	8-23	.348	4-8	.500	6	11	17	0.9	14-0	2	4	1	2	38	2.0
2022-23	Uva	13-0	93	7.2	6-19	.316	2-12	.167	4-6	.667	0	12	12	0.9	5-0	3	3	2	0	18	1.4
2023-24	Uva	33-2	448	13.6	40-83	.482	18-40	.450	11-18	.611	4	36	40	1.2	22-0	29	8	4	6	109	3.3
2024-25	Uva	23-5	442	19.2	40-88	.455	16-36	.444	11-15	.733	5	31	36	1.6	30-0	40	21	5	7	107	4.7
TOTAL		88-7	1127	12.8	99-223	.444	44-111	.396	30-47	.638	15	90	105	1.2	71-0	74	36	12	15	272	3.1

### Single Game Highs

Statistic	Value	
Points	20	at Miami (FL) 01/29/25
Rebounds	6	vs Virginia Tech 02/01/25
Assists	7	at Miami (FL) 01/29/25
Steals	3	at Pittsburgh 02/03/25
Blocks	2	vs Louisville 01/04/25
FG Made	8	at Miami (FL) 01/29/25
FG Attempts	12	at Miami (FL) 01/29/25
3FG Made	4	at Miami (FL) 01/29/25, vs Iowa 11/29/21
3FG Attempts	6	at Miami (FL) 01/29/25, vs Iowa 11/29/21
FT Made	3	vs Memphis 12/18/24, vs NC State 01/24/24
FT Attempts	4	vs SMU 01/15/25, vs NC State 01/24/24

## 2024-25 MURRAY GAME-BY-GAME

Opponent	Date	GS	MIN	Total		3-Pointers		Free throws		Rebounds				PF	A	TO	BLK	STL	PTS	AVG
				FG-FGA	PCT	3FG-3FGA	PCT	FT-FTA	PCT	OFF	DEF	TOT	AVG							
Campbell	11/06/2024		18:18	2-5	.400	0-0	.000	1-2	.500	0	1	1	1.0	1	0	0	0	0	5	5.0
Coppin St.	11/11/2024		18:35	0-2	.000	0-2	.000	0-0	.000	0	1	1	1.0	2	0	6	0	0	0	2.5
vs Tennessee	11/21/2024		09:26	1-4	.250	1-2	.500	0-0	.000	1	1	2	1.3	0	1	0	0	0	3	2.7
vs St. John's (NY)	11/22/2024		12:48	2-2	1.000	1-1	1.000	0-0	.000	0	1	1	1.3	0	1	2	0	0	5	3.3
Manhattan	11/26/2024		15:46	0-0	.000	0-0	.000	0-0	.000	0	0	0	1.0	2	2	0	0	0	0	2.6
Holy Cross	11/29/2024		20:43	0-3	.000	0-1	.000	0-0	.000	0	1	1	1.0	0	4	1	0	0	0	2.2
at Florida	12/04/2024		25:32	4-5	.800	0-1	.000	0-0	.000	0	3	3	1.3	0	0	1	0	0	8	3.0
at SMU	12/07/2024		25:47	1-2	.500	0-1	.000	0-0	.000	0	4	4	1.6	3	1	1	0	2	2	2.9
Bethune-Cookman	12/12/2024	*	26:36	0-4	.000	0-2	.000	0-0	.000	0	2	2	1.7	2	2	1	0	0	0	2.6
Memphis	12/18/2024		26:23	5-9	.556	1-2	.500	3-3	1.000	0	0	0	1.5	1	1	0	1	0	14	3.7
American	12/22/2024		25:14	4-6	.667	3-4	.750	2-2	1.000	0	0	0	1.4	0	2	0	0	0	13	4.5
NC State	12/31/2024		23:21	2-5	.400	0-1	.000	0-0	.000	0	3	3	1.5	2	5	2	0	0	4	4.5
Louisville	01/04/2025	*	27:36	0-5	.000	0-3	.000	2-2	1.000	2	3	5	1.8	4	3	0	2	0	2	4.3
at California	01/08/2025	*	19:01	1-3	.333	1-1	1.000	0-0	.000	0	1	1	1.7	4	0	2	0	0	3	4.2
at Stanford	01/11/2025		09:31	0-1	.000	0-1	.000	1-2	.500	0	1	1	1.7	1	0	1	0	0	1	4.0
SMU	01/15/2025		07:03	0-0	.000	0-0	.000	2-4	.500	0	0	0	1.6	1	1	0	0	0	2	3.9
at Louisville	01/18/2025		03:34	1-1	1.000	1-1	1.000	0-0	.000	0	0	0	1.5	0	0	0	0	0	3	3.8
Boston College	01/21/2025		11:59	1-3	.333	0-0	.000	0-0	.000	1	0	1	1.4	0	2	1	0	2	2	3.7
Notre Dame	01/25/2025		17:57	1-3	.333	1-1	1.000	0-0	.000	0	0	0	1.4	0	2	1	0	0	3	3.7
at Miami (FL)	01/29/2025	*	36:18	8-12	.667	4-6	.667	0-0	.000	0	1	1	1.4	4	7	1	1	0	20	4.5
Virginia Tech	02/01/2025	*	29:19	4-8	.500	2-3	.667	0-0	.000	0	6	6	1.6	1	2	0	1	0	10	4.8
at Pittsburgh	02/03/2025		18:03	2-2	1.000	1-1	1.000	0-0	.000	1	1	2	1.6	2	2	1	0	3	5	4.8
Georgia Tech	02/08/2025		13:37	1-3	.333	0-2	.000	0-0	.000	0	1	1	1.6	0	2	0	0	0	2	4.7
Totals		5	442:26	40-88	.455	16-36	.444	11-15	.733	5	31	36	1.6	30	40	21	5	7	107	4.7

## Player Averages

Games Played	Minutes/game	Points/game	FG Pct	3FG Pct	FT Pct	Rebounds/game	Assists/game	Turnovers/game	Assist/Turnover ratio	Steals/game	Blocks/game
23	19.2	4.7	45.5	44.4	73.3	1.6	1.7	0.9	1.9	0.3	0.2





# 11 ISAAC MCKNEELY

Jr. • G • 6-4 • 195 • Poca, W.Va. • Poca

## 2024-25 SEASON

- Tallied 11 points vs. Campbell (11/6/24)
- Drilled four 3-pointers en route to 14 points vs. Coppin State (11/11/24)
- Scored 23 points on 8 of 9 FGs, including a school-record 6 of 6 from 3-point range
- Collected 10 points and four rebounds vs. No. 22 St. John's

(11/22/24)

- Scored team-high 18 points along with five rebounds vs. Manhattan (11/26/24)
- Collected 13 points, three rebounds, three assists and one steal vs. Holy Cross (11/29/24)
- Scored 12 points (4 of 8 3FGs) and had career highs in rebounds (7) and assists (5) at No. 13 Florida (12/4/24)
- Tallied 17 points (4 of 8 3FGs) in ACC opener at SMU (12/7/24)
- Scored 11 points (3 of 8 3FGs) vs. American (12/22/24)
- Netted 14 points (4 of 9 3FGs) and added three rebounds and three assists vs. NC State (12/31/24)
- Tallied 13 points (3 of 7 3FGs) along with four assists vs. Louisville (1/4/25)
- Scored a team-high 22 points (5 of 11 3FGs) at Stanford (1/11/25)
- Scored a team-high 21 points (6 of 9 3FGs) vs. Boston College (1/21/25)
- Netted 14 points (4 of 10 3FGs) vs. Notre Dame (1/25/25)
- Scored 26 points and matched a career best with six 3-pointers at Miami (1/29/25)
- Totaled a game-high 19 points and career-high seven assists vs. Virginia Tech (2/1/25)
- Netted 20 points (4 of 9 3FGs) vs. Georgia Tech (2/8/25)

## CAREER STATS/SINGLE-GAME HIGHS

MCKNEELY, Isaac

		Field Goals				3-Point		F-Throws		Rebounds				Scoring						
SEASON	TEAM	GP-GS	MIN/AVG	FG-FGA	FG%	3FG-3FGA	3FG%	FT-FTA	FT%	OFF	DEF	TOT	AVG	PF-FO	A	TO	BLK	STL	PTS	AVG
2022-23	Uva	33-1	708/21.5	77-182	.423	51-130	.392	17-24	.708	7	66	73	2.2	44-0	23	21	4	12	222	6.7
2023-24	Uva	33-33	1068/32.4	137-335	.409	81-182	.445	50-59	.847	5	94	99	3.0	48-0	54	32	5	19	405	12.3
2024-25	Uva	24-24	818/34.1	106-244	.434	72-173	.416	37-49	.755	3	65	68	2.8	34-0	75	35	2	19	321	13.4
TOTAL		90-58	2595/28.8	320-761	.420	204-485	.421	104-132	.788	15	225	240	2.7	126-0	152	88	11	50	948	10.5

Single Game Highs


Statistic	Value
Points	29 at Florida St. 02/10/24
Rebounds	7 at Florida 12/04/24
Assists	7 vs Virginia Tech 02/01/25
Steals	3 vs Coppin St. 11/11/24
Blocks	2 vs NC State 02/07/23, vs Wake Forest 02/17/24
FG Made	9 at Miami (FL) 01/29/25
FG Attempts	17 at Miami (FL) 01/29/25
3FG Made	6 6 times
3FG Attempts	12 at Miami (FL) 01/29/25
FT Made	8 at Florida St. 02/10/24

## 2024-25 MCKNEELY GAME-BY-GAME

Opponent	Date	GS	MIN	Total		3-Pointers		Free throws		Rebounds											
				FG-FGA	PCT	3FG-3FGA	PCT	FT-FTA	PCT	OFF	DEF	TOT	AVG	PF	A	TO	BLK	STL	PTS	AVG	
Campbell	11/06/2024	*	35:19	4-6	.667	1-3	.333	2-2	1.000	0	2	2	2.0	2	2	1	0	1	11	11.0	
Coppin St.	11/11/2024	*	30:12	4-10	.400	4-8	.500	2-3	.667	0	6	6	4.0	0	3	0	1	3	14	12.5	
vs Villanova	11/15/2024	*	36:20	8-9	.889	6-6	1.000	1-1	1.000	0	2	2	3.3	2	2	2	0	1	23	16.0	
vs Tennessee	11/21/2024	*	35:31	1-6	.167	1-3	.333	1-3	.333	0	3	3	3.3	2	3	2	0	0	4	13.0	
vs St. John's (NY)	11/22/2024	*	29:10	3-9	.333	3-9	.333	1-1	1.000	1	3	4	3.4	0	3	4	0	1	10	12.4	
Manhattan	11/26/2024	*	37:19	5-10	.500	3-4	.750	5-6	.833	0	5	5	3.7	2	2	1	0	2	18	13.3	
Holy Cross	11/29/2024	*	30:56	4-11	.364	3-9	.333	2-3	.667	1	2	3	3.6	1	3	1	0	1	13	13.3	
at Florida	12/04/2024	*	35:51	4-10	.400	4-8	.500	0-1	.000	0	7	7	4.0	2	5	3	0	0	12	13.1	
at SMU	12/07/2024	*	34:13	5-12	.417	4-8	.500	3-3	1.000	0	3	3	3.9	2	3	3	0	0	17	13.6	
Bethune-Cookman	12/12/2024	*	30:36	2-7	.286	1-6	.167	2-2	1.000	0	3	3	3.8	2	4	3	1	1	7	12.9	
Memphis	12/18/2024	*	35:59	2-7	.286	1-4	.250	0-0	.000	0	4	4	3.8	0	5	0	0	1	5	12.2	
American	12/22/2024	*	37:11	4-10	.400	3-8	.375	0-2	.000	0	5	5	3.9	0	1	1	0	0	11	12.1	
NC State	12/31/2024	*	37:25	5-14	.357	4-9	.444	0-0	.000	0	3	3	3.8	0	3	1	0	0	14	12.2	
Louisville	01/04/2025	*	34:36	5-10	.500	3-7	.429	0-0	.000	0	3	3	3.8	0	4	2	0	1	13	12.3	
at California	01/08/2025	*	37:02	1-8	.125	1-4	.250	0-1	.000	1	1	2	3.7	2	1	1	0	1	3	11.7	
at Stanford	01/11/2025	*	35:57	7-14	.500	5-11	.455	3-4	.750	0	2	2	3.6	0	3	1	0	0	22	12.3	
SMU	01/15/2025	*	31:56	1-9	.111	0-6	.000	4-4	1.000	0	3	3	3.5	2	4	2	0	0	6	11.9	
at Louisville	01/18/2025	*	33:02	4-9	.444	1-5	.200	1-1	1.000	0	0	0	3.3	1	4	1	0	1	10	11.8	
Boston College	01/21/2025	*	29:16	7-10	.700	6-9	.667	1-1	1.000	0	0	0	3.2	2	1	2	0	2	21	12.3	
Notre Dame	01/25/2025	*	34:43	5-11	.455	4-10	.400	0-0	.000	0	3	3	3.2	2	3	1	0	0	14	12.4	
at Miami (FL)	01/29/2025	*	37:36	9-17	.529	6-12	.500	2-2	1.000	0	2	2	3.1	4	3	1	0	2	26	13.0	
Virginia Tech	02/01/2025	*	37:16	5-10	.500	2-7	.286	7-9	.778	0	2	2	3.0	0	7	0	0	0	19	13.3	
at Pittsburgh	02/03/2025	*	29:18	3-11	.273	2-8	.250	0-0	.000	0	1	1	3.0	3	4	2	0	1	8	13.1	
Georgia Tech	02/08/2025	*	31:40	8-14	.571	4-9	.444	0-0	.000	0	0	0	2.8	3	2	0	0	0	20	13.4	
Totals		24	818:24	106-244	.434	72-173	.416	37-49	.755	3	65	68	2.8	34	75	35	2	19	321	13.4	

## Player Averages

Games Played	Minutes/game	Points/game	FG Pct	3FG Pct	FT Pct	Rebounds/game	Assists/game	Turnovers/game	Assist/Turnover ratio	Steals/game	Blocks/game
24	34.1	13.4	43.4	41.6	75.5	2.8	3.1	1.5	2.1	0.8	0.1



# 21 ANTHONY ROBINSON

R-Fr. • F/C • 6-10 • 250 • Peachtree City, Ga. • Christ School (N.C.)

## 2024-25 SEASON

- Recorded two points, two rebounds and one blocked shot in collegiate debut vs. Coppin State (11/11/24)
- Scored four points vs. No. 11 Tennessee (11/21/24)
- Played eight minutes vs. No. 22 St. John's (11/22/24)
- Scored two points (2 of 2 FTs) vs. Holy Cross (11/29/24)
- Scored three points at No. 13 Florida (12/4/24)
- Hauled down six rebounds in 10 minutes vs. No. 21 Memphis (12/18/24)
- Scored three points along with one rebound at Cal (1/8/25)
- Recorded seven points and five rebounds in season-high 14 minutes at Louisville (1/18/25)
- Registered four points, four rebounds and one block vs. Boston College (1/21/25)
- Tallied three points and one rebound vs. Notre Dame (1/25/25)
- Collected two points, two rebounds and one block at Miami (1/29/25)
- Netted six points along with four rebounds vs. Virginia Tech (2/1/25)
- Tallied nine points and six rebounds at Pitt (2/3/25)
- Scored six points vs. Georgia Tech (2/8/25)

## CAREER STATS/SINGLE-GAME HIGHS

				Field Goals		3-Point		F-Throws		Rebounds								Scoring		
SEASON TEAM	GP-GS	MIN/AVG		FG-FGA	FG%	3FG-3FGA	3FG%	FT-FTA	FT%	OFF	DEF	TOT	AVG	PP-FO	A	TO	BLK	STL	PTS	AVG
2024-25	UVa	20-0	153/7.7	19-27	.704	0-0	.000	18-32	.563	11	27	38	1.9	23-0	2	9	9	3	56	2.8
TOTAL		20-0	153/7.7	19-27	.704	0-0	.000	18-32	.563	11	27	38	1.9	23-0	2	9	9	3	56	2.8

### Single Game Highs

Statistic	Value
Points	9 at Pittsburgh 02/03/25
Rebounds	6 vs Memphis 12/18/24, at Pittsburgh 02/03/25
Assists	2 vs Boston College 01/21/25
Steals	1 vs Memphis 12/18/24, at Miami (FL) 01/29/25, vs SMU 01/15/25
Blocks	2 vs Memphis 12/18/24, vs Louisville 01/04/25
FG Made	3 at Pittsburgh 02/03/25
FG Attempts	4 at Pittsburgh 02/03/25, vs Georgia Tech 02/08/25
FT Made	3 at Louisville 01/18/25, at Pittsburgh 02/03/25
FT Attempts	6 vs St. John's (NY) 11/22/24

## 2024-25 ROBINSON GAME-BY-GAME

Opponent	Date	GS	MIN	Total		3-Pointers		Free throws		Rebounds											
				FG-FGA	PCT	3FG-3FGA	PCT	FT-FTA	PCT	OFF	DEF	TOT	AVG	PF	A	TO	BLK	STL	PTS	AVG	
Coppin St.	11/11/2024		04:31	1-1	1.000	0-0	.000	0-0	.000	0	2	2	2.0	0	0	0	1	0	2	2.0	
vs Tennessee	11/21/2024		01:57	1-2	.500	0-0	.000	2-2	1.000	0	0	0	1.0	0	0	0	1	0	4	3.0	
vs St. John's (NY)	11/22/2024		08:13	0-0	.000	0-0	.000	1-6	.167	1	0	1	1.0	1	0	0	0	0	1	2.3	
Holy Cross	11/29/2024		02:16	0-0	.000	0-0	.000	2-2	1.000	0	0	0	0.8	1	0	0	1	0	2	2.3	
at Florida	12/04/2024		02:35	1-1	1.000	0-0	.000	1-1	1.000	1	0	1	0.8	0	0	0	0	0	3	2.4	
at SMU	12/07/2024		02:24	0-0	.000	0-0	.000	0-0	.000	0	1	1	0.8	0	0	0	0	0	0	2.0	
Bethune-Cookman	12/12/2024		00:30	0-0	.000	0-0	.000	0-0	.000	0	0	0	0.7	0	0	0	0	0	0	1.7	
Memphis	12/18/2024		10:28	1-3	.333	0-0	.000	0-1	.000	1	5	6	1.4	1	0	0	2	1	2	1.8	
NC State	12/31/2024		02:00	0-0	.000	0-0	.000	0-0	.000	0	0	0	1.2	2	0	1	0	0	0	1.6	
Louisville	01/04/2025		06:41	0-0	.000	0-0	.000	0-0	.000	1	0	1	1.2	1	0	1	2	0	0	1.4	
at California	01/08/2025		04:17	1-1	1.000	0-0	.000	1-1	1.000	0	1	1	1.2	1	0	0	0	0	3	1.5	
at Stanford	01/11/2025		06:03	0-0	.000	0-0	.000	0-0	.000	0	1	1	1.2	3	0	1	0	0	0	1.4	
SMU	01/15/2025		09:08	1-1	1.000	0-0	.000	0-0	.000	0	1	1	1.2	0	0	0	0	1	2	1.5	
at Louisville	01/18/2025		14:13	2-2	1.000	0-0	.000	3-5	.600	1	4	5	1.4	3	0	2	0	0	7	1.9	
Boston College	01/21/2025		14:16	2-2	1.000	0-0	.000	0-0	.000	2	2	4	1.6	1	2	1	1	0	4	2.0	
Notre Dame	01/25/2025		05:40	1-2	.500	0-0	.000	1-2	.500	0	1	1	1.6	0	0	1	0	0	3	2.1	
at Miami (FL)	01/29/2025		11:05	1-1	1.000	0-0	.000	0-2	.000	0	2	2	1.6	1	0	1	1	1	2	2.1	
Virginia Tech	02/01/2025		14:38	2-3	.667	0-0	.000	2-3	.667	0	4	4	1.7	4	0	0	0	0	6	2.3	
at Pittsburgh	02/03/2025		16:52	3-4	.750	0-0	.000	3-5	.600	3	3	6	1.9	3	0	1	0	0	9	2.6	
Georgia Tech	02/08/2025		15:18	2-4	.500	0-0	.000	2-2	1.000	1	0	1	1.9	1	0	0	0	0	6	2.8	
Totals		0	153:06	19-27	.704	0-0	.000	18-32	.563	11	27	38	1.9	23	2	9	9	3	56	2.8	

## Player Averages

Games Played	Minutes/game	Points/game	FG Pct	3FG Pct	FT Pct	Rebounds/game	Assists/game	Turnovers/game	Assist/Turnover ratio	Steals/game	Blocks/game
20	7.7	2.8	70.4	0.0	56.3	1.9	0.1	0.5	0.2	0.2	0.5



# 23 TJ POWER

So. • F • 6-9 • 221 • Shrewsbury, Mass. • Duke

## 2024-25 SEASON

(12/18/24)

- Tallied three points and three rebounds in first collegiate start in UVA debut vs. Campbell (11/6/24)
- Scored five points (2 of 2 FGs) vs. Villanova (11/15/24)
- Scored three points vs. No. 22 St. John's (11/22/24), Manhattan (11/26/24) and SMU (12/7/24)
- Chipped in two assists and one block vs. No. 21 Memphis

## CAREER STATS/SINGLE-GAME HIGHS

		Field Goals					3-Point		F-Throws		Rebounds				Scoring						
SEASON	TEAM	GP-GS	MIN/AVG	FG-FGA	FG%	3FG-3FGA	3FG%	FT-FTA	FT%	OFF	DEF	TOT	AVG	PF-FO	A	TO	BLK	STL	PTS	AVG	
2023-24	DU	26-0	181/7.0	17-51	.333	15-42	.357	6-7	.857	5	14	19	0.7	13-0	5	4	3	5	55	2.1	
2024-25	UVa	21-5	218/10.4	9-43	.209	6-32	.188	8-8	1.000	5	20	25	1.2	10-0	14	12	4	2	32	1.5	
TOTAL FOR UVa		21-5	218/10.4	9-43	.209	6-32	.188	8-8	1.000	5	20	25	1.2	10-0	14	12	4	2	32	1.5	
TOTAL		47-5	399/8.5	26-94	.277	21-74	.284	14-15	.933	10	34	44	0.9	23-0	19	16	7	7	87	1.9	

### Single Game Highs

Statistic	Value
Points	9 vs La Salle 11/21/23
Rebounds	6 vs Coppin St. 11/11/24
Assists	2 vs Holy Cross 11/29/24, vs Memphis 12/18/24, at Miami (FL) 01/29/25
Steals	2 vs Queens (NC) 12/30/23
Blocks	1 7 times
FG Made	3 vs La Salle 11/21/23
FG Attempts	6 vs Coppin St. 11/11/24
3FG Made	3 vs La Salle 11/21/23
3FG Attempts	6 vs Coppin St. 11/11/24
FT Made	4 at Stanford 01/11/25
FT Attempts	4 at Stanford 01/11/25

## 2024-25 POWER GAME-BY-GAME

Opponent	Date	GS	MIN	Total		3-Pointers		Free throws		Rebounds										
				FG-FGA	PCT	3FG-3FGA	PCT	FT-FTA	PCT	OFF	DEF	TOT	AVG	PF	A	TO	BLK	STL	PTS	AVG
Campbell	11/06/2024	*	19:14	1-3	.333	1-2	.500	0-0	.000	0	3	3	3.0	1	1	0	0	1	3	3.0
Coppin St.	11/11/2024	*	20:28	1-6	.167	1-6	.167	0-0	.000	0	6	6	4.5	0	1	1	1	0	3	3.0
vs Villanova	11/15/2024	*	14:30	2-2	1.000	1-1	1.000	0-0	.000	0	1	1	3.3	1	1	2	0	0	5	3.7
vs Tennessee	11/21/2024	*	20:14	0-4	.000	0-3	.000	0-0	.000	0	2	2	3.0	0	0	1	1	0	0	2.8
vs St. John's (NY)	11/22/2024	*	19:08	1-5	.200	1-4	.250	0-0	.000	0	0	0	2.4	1	1	1	0	0	3	2.8
Manhattan	11/26/2024		06:16	1-2	.500	1-2	.500	0-0	.000	0	0	0	2.0	0	0	0	0	1	3	2.8
Holy Cross	11/29/2024		14:14	0-1	.000	0-1	.000	0-0	.000	0	3	3	2.1	1	2	0	0	0	0	2.4
at Florida	12/04/2024		05:30	0-1	.000	0-1	.000	0-0	.000	0	0	0	1.9	0	0	0	0	0	0	2.1
at SMU	12/07/2024		10:28	1-3	.333	1-2	.500	0-0	.000	0	0	0	1.7	1	0	1	0	0	3	2.2
Bethune-Cookman	12/12/2024		10:12	0-2	.000	0-1	.000	0-0	.000	1	0	1	1.6	0	1	0	1	0	0	2.0
Memphis	12/18/2024		10:25	0-3	.000	0-2	.000	2-2	1.000	0	0	0	1.5	1	2	1	1	0	2	2.0
American	12/22/2024		04:27	1-3	.333	0-1	.000	0-0	.000	1	0	1	1.4	0	1	0	0	0	2	2.0
NC State	12/31/2024		02:36	1-1	1.000	0-0	.000	0-0	.000	1	1	2	1.5	0	0	0	0	0	2	2.0
Louisville	01/04/2025		06:28	0-2	.000	0-2	.000	0-0	.000	0	2	2	1.5	1	0	0	0	0	0	1.9
at California	01/08/2025		12:21	0-1	.000	0-0	.000	0-0	.000	0	1	1	1.5	1	1	1	0	0	0	1.7
at Stanford	01/11/2025		07:23	0-0	.000	0-0	.000	4-4	1.000	0	0	0	1.4	0	0	1	0	0	4	1.9
at Louisville	01/18/2025		01:23	0-0	.000	0-0	.000	0-0	.000	0	0	0	1.3	0	0	0	0	0	0	1.8
Boston College	01/21/2025		10:53	0-1	.000	0-1	.000	2-2	1.000	0	1	1	1.3	1	0	2	0	0	2	1.8
Notre Dame	01/25/2025		06:15	0-1	.000	0-1	.000	0-0	.000	0	0	0	1.2	0	0	0	0	0	0	1.7
at Miami (FL)	01/29/2025		12:07	0-1	.000	0-1	.000	0-0	.000	0	0	0	1.2	0	2	1	0	0	0	1.6
Virginia Tech	02/01/2025		03:53	0-1	.000	0-1	.000	0-0	.000	2	0	2	1.2	1	1	0	0	0	0	1.5
Totals		5	218:25	9-43	.209	6-32	.188	8-8	1.000	5	20	25	1.2	10	14	12	4	2	32	1.5

## Player Averages

Games Played	Minutes/game	Points/game	FG Pct	3FG Pct	FT Pct	Rebounds/game	Assists/game	Turnovers/game	Assist/Turnover ratio	Steals/game	Blocks/game
21	10.4	1.5	20.9	18.8	100.0	1.2	0.7	0.6	1.2	0.1	0.2





# 2024-25 Virginia Men's Basketball Combined Team Statistics All games

Page 1/1  
as of Feb 09, 2025

## Game Records

Record	Overall	Home	Away	Neutral
ALL GAMES	12-12	9-5	2-5	1-2
CONFERENCE	5-8	3-4	2-4	0-0
NON-CONFERENCE	7-4	6-1	0-1	1-2

## Score by Periods

Team	1st	2nd	OT	TOT
Virginia	745	796	0	1541
Opponents	716	837	0	1553

## Team Box Score

No.	Player				Total		3-Point		F-Throw		Rebounds													
		GP-GS	MIN	AVG	FG-FGA	FG%	3FG-3FGA	3FG%	FT-FTA	FT%	OFF	DEF	TOT	AVG	PF	DQ	A	TO	BLK	STL	PTS	AVG		
11	MCKNEELY, Isaac	24-24	818:24	34.1	106-244	.434	72-173	.416	37-49	.755	3	65	68	2.8	34	0	75	35	2	19	321	13.4		
2	SAUNDERS, Elijah	21-20	584:57	27.9	82-184	.446	23-60	.383	49-60	.817	23	91	114	5.4	42	1	17	33	7	11	236	11.2		
4	ROHDE, Andrew	22-18	659:15	30.0	72-166	.434	30-73	.411	24-30	.800	7	51	58	2.6	32	0	93	37	3	22	198	9.0		
7	AMES, Dai Dai	23-19	546:16	23.8	66-146	.452	22-52	.423	21-25	.840	4	30	34	1.5	49	1	44	29	7	17	175	7.6		
5	COFIE, Jacob	24-14	518:31	21.6	73-150	.487	9-37	.243	27-33	.818	39	86	125	5.2	57	0	28	23	20	24	182	7.6		
0	BUCHANAN, Blake	24-14	521:21	21.7	58-106	.547	0-2	.000	29-54	.537	50	86	136	5.7	56	1	32	21	28	14	145	6.0		
10	MURRAY, Taine	23-5	442:26	19.2	40-88	.455	16-36	.444	11-15	.733	5	31	36	1.6	30	0	40	21	5	7	107	4.7		
9	SHARMA, Ishan	22-1	323:12	14.7	26-76	.342	22-63	.349	11-12	.917	3	32	35	1.6	24	0	21	8	2	5	85	3.9		
21	ROBINSON, Anthony	20-0	153:06	7.7	19-27	.704	0-0	.000	18-32	.563	11	27	38	1.9	23	0	2	9	9	3	56	2.8		
23	POWER, TJ	21-5	218:25	10.4	9-43	.209	6-32	.188	8-8	1.000	5	20	25	1.2	10	0	14	12	4	2	32	1.5		
13	ROBERTS, Desmond	5-0	06:46	1.4	1-3	.333	0-0	.000	2-2	1.000	1	2	3	0.6	0	0	0	0	0	0	4	0.8		
25	BENNETT, Eli	2-0	01:34	0.8	0-0	.000	0-0	.000	0-0	.000	0	0	0	0.0	0	0	1	0	0	2	0	0.0		
8	WALKER, Bryce	4-0	05:23	1.3	0-1	.000	0-1	.000	0-0	.000	0	0	0	0.0	0	0	0	2	0	0	0	0.0		
42	ROUSE, Markus	1-0	00:24	0.4	0-0	.000	0-0	.000	0-0	.000	0	0	0	0.0	0	0	0	0	0	0	0	0.0		
Team											22	43	65					19						
Total		24	4800		552-1234	.447	200-529	.378	237-320	.741	173	564	737	30.7	357	3	367	249	87	126	1541	64.2		
Opponents		24	4800		552-1293	.427	183-539	.340	266-356	.747	222	551	773	32.2	333	3	279	229	60	151	1553	64.7		

## Team Statistics

	UVA	OPP
<b>Scoring</b>		
Points per game	64.2	64.7
Scoring margin	-0.5	-
<b>Field goals-att</b>		
Field goal pct	.447	.427
<b>3 point fg-att</b>		
3-point FG pct	.378	.340
3-pt FG made per game	8.3	7.6
<b>Free throws-att</b>		
Free throw pct	.741	.747
F-Throws made per game	9.9	11.1
<b>Rebounds</b>		
Rebounds per game	30.7	32.2
Rebounding margin	-1.5	-
<b>Assists</b>		
Assists per game	15.3	11.6
<b>Turnovers</b>		
Turnovers per game	10.4	9.5
Turnover margin	-0.8	-
Assist/turnover ratio	1.5	1.2
<b>Steals</b>		
Steals per game	5.3	6.3
<b>Blocks</b>		
Blocks per game	3.6	2.5
<b>Winning streak</b>		
Home win streak	1	-
<b>Attendance</b>		
Home games-Avg/Game	14-13371	7-7913
Neutral site-Avg/Game	-	3-2315

## Team Results

Date	Opponent		Score	Att.
11/06/2024	Campbell	W	65-56	13414
11/11/2024	Coppin St.	W	62-45	13294
11/15/2024	vs Villanova	W	70-60	4868
11/21/2024	vs Tennessee	L	42-64	2077
11/22/2024	vs St. John's (NY)	L	55-80	0
11/26/2024	Manhattan	W	74-65	12347
11/29/2024	Holy Cross	W	67-41	13488
12/04/2024	at Florida	L	69-87	9184
12/07/2024	at SMU	L	51-63	5189
12/12/2024	Bethune-Cookman	W	59-41	12021
12/18/2024	Memphis	L	62-64	12108
12/22/2024	American	W	63-58	12384
12/31/2024	NC State	W	70-67	13875
01/04/2025	Louisville	L	50-70	13316
01/08/2025	at California	L	61-75	3696
01/11/2025	at Stanford	L	65-88	4504
01/15/2025	SMU	L	52-54	13554
01/18/2025	at Louisville	L	67-81	18233
01/21/2025	Boston College	W	74-56	13481
01/25/2025	Notre Dame	L	59-74	14637
01/29/2025	at Miami (FL)	W	82-71	5509
02/01/2025	Virginia Tech	L	74-75	14637
02/03/2025	at Pittsburgh	W	73-57	9075
02/08/2025	Georgia Tech	W	75-61	14637



# 2024-25 Virginia Men's Basketball Combined Team Statistics In Conference games

Page 1/1  
as of Feb 09, 2025

## Game Records

Record	Overall	Home	Away	Neutral
ALL GAMES	5-8	3-4	2-4	0-0
CONFERENCE	5-8	3-4	2-4	0-0
NON-CONFERENCE	0-0	0-0	0-0	0-0

## Score by Periods

Team	1st	2nd	OT	TOT
Virginia	413	440	0	853
Opponents	426	466	0	892

## Team Box Score

No.	Player				Total		3-Point		F-Throw		Rebounds													
		GP-GS	MIN	AVG	FG-FGA	FG%	3FG-3FGA	3FG%	FT-FTA	FT%	OFF	DEF	TOT	AVG	PF	DQ	A	TO	BLK	STL	PTS	AVG		
11	MCKNEELY, Isaac	13-13	443:60	34.2	65-149	.436	42-105	.400	21-25	.840	1	23	24	1.8	21	0	42	17	0	8	193	14.8		
2	SAUNDERS, Elijah	10-9	272:27	27.2	34-85	.400	11-31	.355	24-30	.800	9	45	54	5.4	20	0	8	16	3	7	103	10.3		
4	ROHDE, Andrew	12-11	381:34	31.8	42-104	.404	18-46	.391	14-17	.824	7	32	39	3.3	19	0	65	12	1	12	116	9.7		
7	AMES, Dai Dai	13-10	271:48	20.9	38-75	.507	11-29	.379	4-5	.800	1	12	13	1.0	26	0	23	14	4	11	91	7.0		
5	COFIE, Jacob	13-12	281:12	21.6	36-78	.462	3-14	.214	16-20	.800	17	36	53	4.1	33	0	13	12	10	14	91	7.0		
0	BUCHANAN, Blake	13-5	290:48	22.4	31-56	.554	0-0	.000	19-30	.633	24	54	78	6.0	27	0	12	12	12	8	81	6.2		
9	SHARMA, Ishan	12-1	215:06	17.9	19-51	.373	16-41	.390	10-10	1.000	1	17	18	1.5	20	0	9	5	0	2	64	5.3		
10	MURRAY, Taine	13-4	243:06	18.7	22-48	.458	10-21	.476	5-8	.625	4	21	25	1.9	22	0	27	10	4	7	59	4.5		
21	ROBINSON, Anthony	13-0	122:36	9.4	15-20	.750	0-0	.000	12-20	.600	8	20	28	2.2	20	0	2	9	4	2	42	3.2		
13	ROBERTS, Desmond	1-0	01:04	1.1	1-1	1.000	0-0	.000	0-0	.000	0	0	0	0.0	0	0	0	0	0	0	2	2.0		
23	POWER, TJ	10-0	73:47	7.4	2-11	.182	1-8	.125	6-6	1.000	3	5	8	0.8	5	0	4	6	0	0	11	1.1		
25	BENNETT, Eli	1-0	01:04	1.1	0-0	.000	0-0	.000	0-0	.000	0	0	0	0.0	0	0	1	0	0	1	0	0.0		
8	WALKER, Bryce	1-0	01:04	1.1	0-0	.000	0-0	.000	0-0	.000	0	0	0	0.0	0	0	0	1	0	0	0	0.0		
42	ROUSE, Markus	1-0	00:24	0.4	0-0	.000	0-0	.000	0-0	.000	0	0	0	0.0	0	0	0	0	0	0	0	0.0		
Team											14	19	33					7						
Total		13	2600		305-678	.450	112-295	.380	131-171	.766	89	284	373	28.7	213	0	206	121	38	72	853	65.6		
Opponents		13	2600		313-681	.460	93-263	.354	173-227	.762	117	306	423	32.5	181	1	156	125	31	75	892	68.6		

## Team Statistics

	UVA	OPP
<b>Scoring</b>		
Points per game	65.6	68.6
Scoring margin	-3.0	-
<b>Field goals-att</b>		
Field goal pct	.450	.460
<b>3 point fg-att</b>		
3-point FG pct	.380	.354
3-pt FG made per game	8.6	7.2
<b>Free throws-att</b>		
Free throw pct	.766	.762
F-Throws made per game	10.1	13.3
<b>Rebounds</b>		
Rebounds per game	28.7	32.5
Rebounding margin	-3.8	-
<b>Assists</b>		
Assists per game	15.8	12.0
<b>Turnovers</b>		
Turnovers per game	9.3	9.6
Turnover margin	+0.3	-
Assist/turnover ratio	1.7	1.2
<b>Steals</b>		
Steals per game	5.5	5.8
<b>Blocks</b>		
Blocks per game	2.9	2.4
<b>Winning streak</b>		
Home win streak	1	-
<b>Attendance</b>		
Home games-Avg/Game	7-14020	6-7701
Neutral site-Avg/Game	-	0-0

## Team Results

Date	Opponent		Score	Att.
12/07/2024	at SMU	L	51-63	5189
12/31/2024	NC State	W	70-67	13875
01/04/2025	Louisville	L	50-70	13316
01/08/2025	at California	L	61-75	3696
01/11/2025	at Stanford	L	65-88	4504
01/15/2025	SMU	L	52-54	13554
01/18/2025	at Louisville	L	67-81	18233
01/21/2025	Boston College	W	74-56	13481
01/25/2025	Notre Dame	L	59-74	14637
01/29/2025	at Miami (FL)	W	82-71	5509
02/01/2025	Virginia Tech	L	74-75	14637
02/03/2025	at Pittsburgh	W	73-57	9075
02/08/2025	Georgia Tech	W	75-61	14637



2024-25 Virginia Men's Basketball  
Team Game-by-Game  
All games

Page 1/1  
as of Feb 09, 2025

				Total		3-Pointers		Free throws		Rebounds											
Opponent	Date	Score		FG-FGA	PCT	3FG-3FGA	PCT	FT-FTA	PCT	OFF	DEF	TOT	AVG	PF	A	TO	BLK	STL	PTS	AVG	
Campbell	11/06/2024	65-56	W	24-42	.571	6-13	.462	11-18	.611	4	28	32	32.0	14	17	11	6	3	65	65.0	
Coppin St.	11/11/2024	62-45	W	21-52	.404	9-27	.333	11-12	.917	6	33	39	35.5	13	14	12	11	7	62	63.5	
vs Villanova	11/15/2024	70-60	W	25-49	.510	14-25	.560	6-9	.667	3	24	27	32.7	16	14	12	1	6	70	65.7	
vs Tennessee	11/21/2024	42-64	L	14-49	.286	6-20	.300	8-11	.727	11	23	34	33.0	15	9	18	5	0	42	59.8	
vs St. John's (NY)	11/22/2024	55-80	L	18-45	.400	9-28	.321	10-18	.556	6	20	26	31.6	9	12	16	1	4	55	58.8	
Manhattan	11/26/2024	74-65	W	29-54	.537	6-14	.429	10-15	.667	7	21	28	31.0	13	15	8	2	12	74	61.3	
Holy Cross	11/29/2024	67-41	W	24-55	.436	9-25	.360	10-12	.833	9	28	37	31.9	10	20	6	4	4	67	62.1	
at Florida	12/04/2024	69-87	L	26-57	.456	8-21	.381	9-10	.900	13	21	34	32.1	17	14	15	2	2	69	63.0	
at SMU	12/07/2024	51-63	L	16-47	.340	8-19	.421	11-12	.917	3	22	25	31.3	19	11	14	2	8	51	61.7	
Bethune-Cookman	12/12/2024	59-41	W	22-50	.440	7-23	.304	8-12	.667	10	33	43	32.5	8	15	11	7	4	59	61.4	
Memphis	12/18/2024	62-64	L	21-53	.396	6-19	.316	14-18	.778	9	22	31	32.4	19	14	11	7	8	62	61.5	
American	12/22/2024	63-58	W	23-50	.460	8-19	.421	9-14	.643	6	27	33	32.4	10	17	8	3	4	63	61.6	
NC State	12/31/2024	70-67	W	26-48	.542	9-20	.450	9-12	.750	3	19	22	31.6	15	18	7	4	3	70	62.2	
Louisville	01/04/2025	50-70	L	20-54	.370	5-26	.192	5-6	.833	6	19	25	31.1	16	13	10	6	5	50	61.4	
at California	01/08/2025	61-75	L	19-58	.328	7-23	.304	16-18	.889	11	22	33	31.3	23	11	8	0	6	61	61.3	
at Stanford	01/11/2025	65-88	L	21-45	.467	10-21	.476	13-16	.813	6	17	23	30.8	17	13	12	1	2	65	61.6	
SMU	01/15/2025	52-54	L	18-52	.346	4-26	.154	12-15	.800	5	25	30	30.7	14	15	8	4	8	52	61.0	
at Louisville	01/18/2025	67-81	L	24-51	.471	8-21	.381	11-19	.579	5	25	30	30.7	21	14	15	3	5	67	61.3	
Boston College	01/21/2025	74-56	W	26-50	.520	11-20	.550	11-14	.786	7	23	30	30.6	11	17	11	3	10	74	62.0	
Notre Dame	01/25/2025	59-74	L	23-57	.404	10-23	.435	3-5	.600	7	20	27	30.5	12	14	6	4	3	59	61.9	
at Miami (FL)	01/29/2025	82-71	W	28-51	.549	11-24	.458	15-20	.750	9	18	27	30.3	18	20	7	3	6	82	62.8	
Virginia Tech	02/01/2025	74-75	L	26-54	.481	8-23	.348	14-18	.778	6	24	30	30.3	17	19	4	4	3	74	63.3	
at Pittsburgh	02/03/2025	73-57	W	28-50	.560	10-22	.455	7-11	.636	8	25	33	30.4	17	20	11	2	8	73	63.7	
Georgia Tech	02/08/2025	75-61	W	30-61	.492	11-27	.407	4-5	.800	13	25	38	30.7	13	21	8	2	5	75	64.2	
Total		1541		552-1234	.447	200-529	.378	237-320	.741	173	564	737	30.7	357	367	249	87	126	1541	64.2	
Opponents		1553		552-1293	.427	183-539	.340	266-356	.747	222	551	773	32.2	333	279	229	60	151	1553	64.7	

Virginia Averages

Games Played	Points/ game	FG Pct	3FG Pct	FT Pct	Rebounds/ game	Assists/ game	Turnovers/ game	Assist/Turnover ratio	Steals/ game	Blocks/ game
24	64.2	44.7	37.8	74.1	30.7	15.3	10.4	1.5	5.3	3.6



# 2024-25 Virginia Men's Basketball Opponents Game-by-Game All games

Page 1/1  
as of Feb 09, 2025

				Total		3-Pointers		Free throws		Rebounds											
Opponent	Date	Score		FG-FGA	PCT	3FG-3FGA	PCT	FT-FTA	PCT	OFF	DEF	TOT	AVG	PF	A	TO	BLK	STL	PTS	AVG	
Campbell	11/06/2024	65-56	W	21-56	.375	11-29	.379	3-4	.750	7	18	25	25.0	17	14	9	1	7	56	56.0	
Coppin St.	11/11/2024	62-45	W	14-50	.280	4-19	.211	13-16	.813	4	26	30	27.5	8	7	10	1	8	45	50.5	
vs Villanova	11/15/2024	70-60	W	19-54	.352	9-32	.281	13-17	.765	12	22	34	29.7	14	8	13	0	8	60	53.7	
vs Tennessee	11/21/2024	42-64	L	25-66	.379	9-25	.360	5-10	.500	18	25	43	33.0	12	11	7	7	8	64	56.3	
vs St. John's (NY)	11/22/2024	55-80	L	32-61	.525	10-24	.417	6-10	.600	11	23	34	33.2	14	19	7	3	13	80	61.0	
Manhattan	11/26/2024	74-65	W	23-53	.434	11-26	.423	8-10	.800	10	21	31	32.8	17	11	14	1	2	65	61.7	
Holy Cross	11/29/2024	67-41	W	17-51	.333	5-22	.227	2-5	.400	7	23	30	32.4	15	7	11	2	4	41	58.7	
at Florida	12/04/2024	69-87	L	31-60	.517	10-25	.400	15-21	.714	11	19	30	32.1	12	14	6	3	9	87	62.3	
at SMU	12/07/2024	51-63	L	21-49	.429	6-24	.250	15-20	.750	8	28	36	32.6	15	13	12	2	8	63	62.3	
Bethune-Cookman	12/12/2024	59-41	W	17-55	.309	5-20	.250	2-6	.333	8	21	29	32.2	12	8	8	2	9	41	60.2	
Memphis	12/18/2024	62-64	L	21-56	.375	5-23	.217	17-21	.810	14	24	38	32.7	17	11	12	6	3	64	60.5	
American	12/22/2024	63-58	W	19-50	.380	11-31	.355	9-9	1.000	3	23	26	32.2	14	13	7	3	5	58	60.3	
NC State	12/31/2024	70-67	W	24-54	.444	8-23	.348	11-15	.733	13	21	34	32.3	16	14	11	0	4	67	60.8	
Louisville	01/04/2025	50-70	L	25-57	.439	7-19	.368	13-14	.929	14	28	42	33.0	11	15	9	5	6	70	61.5	
at California	01/08/2025	61-75	L	22-51	.431	4-13	.308	27-33	.818	11	29	40	33.5	16	6	10	5	3	75	62.4	
at Stanford	01/11/2025	65-88	L	31-61	.508	10-24	.417	16-17	.941	14	20	34	33.5	16	16	6	1	8	88	64.0	
SMU	01/15/2025	52-54	L	23-53	.434	5-21	.238	3-7	.429	8	31	39	33.8	17	12	12	1	6	54	63.4	
at Louisville	01/18/2025	67-81	L	26-60	.433	6-23	.261	23-27	.852	10	26	36	33.9	16	11	7	3	8	81	64.4	
Boston College	01/21/2025	74-56	W	22-47	.468	4-15	.267	8-10	.800	4	19	23	33.4	14	12	15	0	5	56	63.9	
Notre Dame	01/25/2025	59-74	L	27-56	.482	12-23	.522	8-11	.727	10	29	39	33.7	10	17	7	2	5	74	64.5	
at Miami (FL)	01/29/2025	82-71	W	25-49	.510	6-19	.316	15-20	.750	9	15	24	33.2	14	12	11	2	6	71	64.8	
Virginia Tech	02/01/2025	74-75	L	25-48	.521	11-21	.524	14-23	.609	6	25	31	33.1	18	12	7	4	2	75	65.2	
at Pittsburgh	02/03/2025	73-57	W	18-43	.419	6-20	.300	15-21	.714	4	17	21	32.6	11	5	10	3	8	57	64.9	
Georgia Tech	02/08/2025	75-61	W	24-53	.453	8-18	.444	5-9	.556	6	18	24	32.2	7	11	8	3	6	61	64.7	
Total		1553		552-1293	.427	183-539	.340	266-356	.747	222	551	773	32.2	333	279	229	60	151	1553	64.7	
Virginia		1541		552-1234	.447	200-529	.378	237-320	.741	173	564	737	30.7	357	367	249	87	126	1541	64.2	

## Opponents Averages

Games Played	Points/game	FG Pct	3FG Pct	FT Pct	Rebounds/game	Assists/game	Turnovers/game	Assist/Turnover ratio	Steals/game	Blocks/game
24	64.7	42.7	34.0	74.7	32.2	11.6	9.5	1.2	6.3	2.5





# 2024-25 Virginia Men's Basketball




**0 • Blake Buchanan**  
So. • F • 6-11 • 227  
Coeur d'Alene, Idaho



**2 • Elijah Saunders**  
Jr. • F • 6-8 • 240  
Phoenix, Ariz.



**4 • Andrew Rohde**  
Jr. • G • 6-6 • 200  
Milwaukee, Wis.



**5 • Jacob Cofie**  
Fr. • F • 6-10 • 232  
Seattle, Wash.




**7 • Dai Dai Ames**  
So. • G • 6-1 • 190  
Chicago, Ill.




**8 • Bryce Walker**  
Sr. • G • 6-2 • 205  
Beltsville, Md.




**9 • Ishan Sharma**  
Fr. • G • 6-5 • 192  
Milton, Ont.



**10 • Taine Murray**  
Sr. • G • 6-5 • 208  
Auckland, N.Z.




**11 • Isaac McKneely**  
Jr. • G • 6-4 • 195  
Poca, W.Va.



**12 • Elijah Gertrude**  
So. • G • 6-4 • 179  
Jersey City, N.J.



**13 • Desmond Roberts**  
R-Fr. • G • 6-4 • 207  
Charlottesville, Va.



**21 • Anthony Robinson**  
R-Fr. • F/C • 6-10 • 250  
Peachtree City, Ga.



**23 • TJ Power**  
So. • F • 6-9 • 221  
Shrewsbury, Mass.



**30 • Christian Bliss**  
R-Fr. • G • 6-4 • 198  
Queens, N.Y.



**35 • Carter Lang**  
So. • F • 6-9 • 238  
Charlottesville, Va.



**Ron Sanchez**  
Interim Head Coach  
11th Season