



# VIRGINIA SOFTBALL

2025 VIRGINIA SOFTBALL  
GAME NOTES

@UVASOFTBALL  
#GoHoos

## 2025 SCHEDULE

### FEBRUARY

#### GAMECOCK INVITATIONAL (Columbia, S.C.)

6	at South Carolina	L, 6-7
7	at South Carolina	L, 4-5 (8)
	vs. East Carolina	W, 4-2
8	vs. Toledo	W, 4-1
9	vs. Saint Francis	W, 12-0 (5)

#### SHRINERS CHILDREN'S INVITATIONAL (Clearwater, Fla.)

13	vs. #23 Kentucky	W, 4-1
14	vs. Auburn	L, 6-7 (8)
15	vs. #5 Texas A&M	L, 3-4 (8)
	vs. San Diego State	L, 2-6
16	vs. #4 UCLA	W, 7-6

#### MIZUNO CLASSIC (Charlottesville, Va.)

22	PENN	W, 5-1
	DELAWARE	W, 5-2
23	PENN	W, 3-0
	DELAWARE	W, 11-2 (6)
24	LONGWOOD	W, 10-0 (5)

#### PARTY AT PALMER INVITATIONAL (Charlottesville, Va.)

28	CORNELL	W, 8-0 (6)
	SETON HALL	W, 11-6

### MARCH

1	SETON HALL	W, 18-5 (5)
	HOFSTRA	W, 17-0 (5)
2	HOFSTRA	W, 12-1 (5)
4	LONGWOOD	W, 2-0
7	at #17 Virginia Tech*	L, 4-8
8	at #17 Virginia Tech*	L, 1-6
9	at #17 Virginia Tech*	W, 9-2
11	JMU	W, 6-0
14	BOSTON COLLEGE*	5 p.m.
15	BOSTON COLLEGE*	1 p.m.
16	BOSTON COLLEGE*	6 p.m.
18	GEORGE MASON	5 p.m.
21	CALIFORNIA*	5 p.m.
22	CALIFORNIA*	2 p.m.
23	CALIFORNIA*	1 p.m.
28	at Notre Dame*	5 p.m.
29	at Notre Dame*	1 p.m.
30	at Notre Dame*	12 p.m.

### APRIL

1	MARYLAND	5 p.m.
4	at FSU*	6 p.m.
5	at FSU*	1 p.m.
6	at FSU*	12 p.m.
8	at Liberty	6 p.m.
11	SYRACUSE*	5 p.m.
12	SYRACUSE*	2 p.m.
13	SYRACUSE*	1 p.m.
15	RADFORD	5 p.m.
17	LOUISVILLE*	5 p.m.
18	LOUISVILLE*	5 p.m.
19	LOUISVILLE*	1 p.m.
22	at JMU	5 p.m.
25	at Stanford*	9 p.m. ET
26	at Stanford*	5 p.m. ET
27	at Stanford*	3 p.m. ET
30	LIBERTY*	6 p.m.

### MAY

7-10	ACC Championships (Chestnut Hill, Mass.)	TBA
16-18	NCAA Regionals	
23-25	NCAA Super Regionals	
29-	June 6 Women's College World Series	



VS



18-7, 1-2 ACC

H: 12-0

A: 1-4

N: 5-3



CHARLOTTESVILLE, VA.

PALMER PARK

H: 0-0

10-8, 0-3 (ACC)

A: 4-6

N: 6-2

## GAME COVERAGE

Live Video: ACCNX, ACC Network (Sunday)

Announcers: Kevin Didomenico (Friday)

Mark Fought (Saturday)

Alex Pearlman, Erin Miller (Sunday)

Live Stats: VirginiaSports.com

## THIS WEEK'S WEATHER

FRI.	SAT.	SUN.
65° 43°	66° 40°	69° 55°
Precip: 0%	Precip: 0%	Precip: 70%

## LEADING OFF

- Virginia has won back-to-back games entering the weekend after taking a 9-2 victory at No. 17 Virginia Tech in the series finale and a 6-0 win over JMU in a midweek game on Tuesday.
- The Cavaliers enter the weekend with an RPI of 37 following the weekend series at Virginia Tech and the shutout of JMU on Tuesday night.
- Sophomore Bella Cabral continues to lead the ACC in assists (59) and ranks 18th nationally in the category.
- Jade Hylton and Kailyn Jones both rank in the top five nationally in triples this season with both players coming in fourth with five triples each this season.
- Macee Eaton holds a team-leading 33 RBI and has been a powerful pairing in the lineup with MC Eaton as the duo have combined for 10 of Virginia's 28 home runs and 49 of the squads 153 RBI so far this season.
- Macee Eaton's 33 RBI has her in the top 20 nationally and is fourth in the ACC.
- Bella Cabral also shines on offense, leading the team with a .400 average and a team-leading .459 on base percentage among regular starters. She also leads in slugging percentage (.743) just slightly ahead of Jade Hylton (.727).
- The Hoos offense has been explosive as the Cavaliers rank second nationally in triples and eighth nationally in doubles - leading the ACC in both categories.
- The weekend series against Boston College is the first ACC series at home for the Hoos and is part of an eight-game homestand that runs through the Cal series next weekend.

## HOO TO WATCH

### SYDNEY HARTGROVE • SR. • C

- Hartgrove led the team at the plate last week, hitting at a .444 flip with two home runs
- The senior catcher hit both home runs in Sunday's finale against No. 17 Virginia Tech - a 9-2 win for the Hoos
- The first home run tied the game 2-2 in the fifth and her second gave the Hoos a 5-2 lead in the sixth
- It was the first multiple home run game for Hartgrove and all three of her career home runs have come this season
- She also drew five walks on the week as her on base percentage was .600 for the week



# CAVALIERS®



**RECORD WHEN**

Overall .....	18-7
Conference .....	1-2
Non-Conference.....	17-5
Home Games.....	12-0
Away Games.....	1-4
Neutral Site .....	5-3
Day Games .....	17-5
Night Games.....	1-2
vs. Left Starter .....	1-1
vs. Right Starter .....	17-6
1-Run Games.....	1-4
2-Run Games.....	2-0
5+ Run Games.....	10-1
Extra Innings.....	0-3
Shutouts.....	7-0
Scoring 0-2 Runs .....	1-2
Scoring 3-5 Runs .....	6-3
Scoring 6-9 Runs .....	4-2
Scoring 10+ Runs .....	7-0
Scored in 1st Inning.....	11-5
Opp. Scored in 1st.....	3-2
Scores First.....	14-5
Opp. Scores First .....	4-2
After 4 Leading .....	13-4
Trailing.....	4-3
Tied .....	1-0
After 5 Leading .....	9-4
Trailing.....	1-3
Tied .....	3-0
After 6 Leading .....	10-2
Trailing.....	1-3
Tied .....	0-2
Hit 0 Home Runs .....	6-5
1 Home Run.....	5-1
2+ Home Runs .....	7-1
Opp. Hit 0 Home Runs .....	14-4
1 Home Run.....	3-0
2+ Home Runs .....	1-3
Made 0 Errors.....	9-2
1 Error.....	9-1
2+ Errors.....	0-4
Opp. Made 0 Errors.....	6-2
1 Error.....	5-4
2+ Errors.....	7-1
Out-hit Opponent.....	16-2
Out-hit by Opponent .....	1-4
Hits are Tied .....	1-1
In Doubleheader.....	0-0
vs. Ranked Teams.....	3-3
On Monday .....	1-0
On Tuesday .....	2-0
On Wednesday .....	0-0
On Thursday.....	1-1
On Friday .....	3-3
On Saturday.....	5-3
On Sunday.....	6-0
In February .....	12-5
In March.....	4-0
In April .....	0-0
In May .....	0-0


**IN THE CIRCLE**



**3 COURTNEY LANE** | LHP | Jr. | Appomattox, Va. | Appomattox County

- Struck out career-high 7 and threw first career complete game against Saint Francis
- 3-2 in 2024 with win over UNCG, at JMU and at No. 3 Duke, losses at No. 11 Alabama, vs. No. 23 Clemson in ACC quarterfinal
- No. 35 overall recruit by Extra Inning Softball coming out of high school
- Helped Appomattox HS claim 2021 softball state championship with a perfect game

Pitches: Drop, Rise, Curve, Change



**14 EDEN BIGHAM** | RHP | Jr. | Rustburg, Va. | Rustburg

- Preseason All-ACC selection ranks 10th at UVA all-time in strikeouts, seventh in shutouts
- All-ACC and All-Region selection last season with 16-8 record and six complete-game shutouts
- 3x ACC Pitcher of the Week selection for the Hoos last season, 5x so far in her career
- Had six complete-game shutouts and eight complete-game outings as a freshman
- Threw no-no in collegiate debut with nine strikeouts against Lamar (2/9) at Houston Invite


Pitches: Rise, Change, Curve, Drop



**20 AVA HODGES** | RHP | Fr. | Zebulon, N.C. | N. Raleigh Christian Academy

- Earned first win in start against Penn (2/23) with five scoreless innings of work
- Ranked No. 38 overall in the Extra Elite rankings released by Extra Inning Softball
- No. 26 ranked pitcher by Extra Inning Softball
- 4x All-State selection and All-Conference selection
- 2x Conference Player of the Year (2021, 2023)


Pitches: Fast, Drop, Change



**23 JULIA CUOZZO** | RHP | So. | Mechanicsville, Va. | Hanover

- Made first 2025 appearance vs. Penn (2/22) and picked up first win vs. Longwood (2/24)
- No. 23 Overall Recruit by Extra Inning Softball
- 2023 VHSL All-State First Team selection for Class 4
- 2022 Class 4 Player of the Year
- 2022 & 2023 Metro Player of the Year by Richmond Times Dispatch

Pitches: Fast, Drop Change



**26 SAVANNAH HENLEY** | LHP | Gr. | Mechanicsville, Va. | Mechanicsville

- Complete game vs. #5 Texas A&M with career-long 8.0 IP and nine strikeouts a UVA high
- Injured at North Carolina and did not see action for the Hoos the rest of 2024
- Threw a complete game two-hitter at Longwood for her second complete game as a Ho
- Two-time All-State selection and three-time All-Region selection in high school

Pitches: Drop, Change, Curve, Rise



RETURNING HOOS TO WATCH AT THE PLATE



**2 KAILYN JONES** | OF | L-R | 5-3 | Sr. | Grayson, Ga. | Grayson

Year	avg	gp-gs	ab	r	h	2b	3b	hr	rbi	tb	slg%	bb	hbp	so	gdp	ob%	sf	sh	sb-att	po	a	e	fld%
2022	.212	36-20	66	16	14	2	0	0	6	16	.242	6	0	13	0	.278	0	0	3-4	45	2	1	.979
2023	.276	45-32	87	17	24	4	4	1	16	39	.448	7	0	15	0	.326	1	0	9-11	45	1	6	.885
2024	.238	37-11	42	13	10	0	0	0	3	10	.238	4	0	14	0	.304	0	0	8-8	13	0	0	1.000
2025	.358	24-23	53	16	19	2	5	1	7	34	.642	5	1	7	0	.417	1	1	6-6	13	1	1	.933
TOTAL	.270	142-86	248	62	67	8	9	2	32	99	.399	22	1	49	0	.330	2	1	26-29	116	4	8	.938

- Hit her first collegiate home run at Liberty (3/11) in 2023 and second vs. Hofstra (3/2/25)
- No. 22 recruit nationally and No. 10 OF in 2020 signing class
- 2020 Georgia High School Athletic Association 4-7A Player of the Year
- 2020 GHSA First Team All-State selection



**7 SARAH COON** | C/UT | R-R | 5-5 | Sr. | Elmira, N.Y. | Elmira

Year	avg	gp-gs	ab	r	h	2b	3b	hr	rbi	tb	slg%	bb	hbp	so	gdp	ob%	sf	sh	sb-att	po	a	e	fld%
2022	.291	54-54	151	34	44	12	0	8	36	80	.530	26	12	41	1	.429	2	0	7-9	46	78	15	.892
2023	.248	46-46	129	22	32	5	0	6	17	55	.426	12	6	23	0	.338	1	0	7-9	43	46	6	.937
2024	.213	53-53	150	18	32	4	0	5	24	51	.340	16	6	31	0	.312	1	2	3-4	183	46	9	.962
2025	.254	25-24	63	12	16	2	3	2	7	30	.476	14	1	13	0	.392	1	0	2-3	62	18	0	1.000
TOTAL	.252	178-177	493	86	124	23	3	21	84	216	.438	68	25	108	1	.367	5	2	19-25	334	188	30	.946

- Tallied two doubles in win over No. 23 Kentucky (2/13) - her first career triples
- Has 26 multiple-hit games and 20 multiple-RBI games for her career
- Named ACC All-Freshman selection, the first in UVA history
- 2024 CSC Academic All-District selection



**10 JADE HYLTON** | C/UT | R-R | 5-5 | Jr. | Martinsville, Va. | Bassett

Year	avg	gp-gs	ab	r	h	2b	3b	hr	rbi	tb	slg%	bb	hbp	so	gdp	ob%	sf	sh	sb-att	po	a	e	fld%
2023	.314	52-52	175	33	55	8	4	10	26	101	.577	20	1	33	0	.386	1	0	22-25	80	72	7	.956
2024	.335	54-54	170	37	57	13	2	14	41	116	.682	25	0	28	0	.418	1	0	15-19	71	85	7	.957
2025	.338	25-25	77	27	26	5	5	5	22	56	.727	10	3	9	0	.429	1	2	5-5	21	47	4	.944
TOTAL	.327	131-131	422	97	138	26	11	29	89	273	.647	55	4	70	0	.407	3	2	42-49	172	204	18	.954

- Has tallied 36 multiple-hit games and 21 multiple-RBI games in her career
- Hit inside-the-park home run vs. Penn (2/23) for her second career inside-the-park home run
- Hit grand slam at No. 3 Duke (4/20) in game one of doubleheader to even series with 4-3 win
- Hit two-run home run at No. 3 Duke in series finale to clinch series in 3-2 victory
- 2x NFCA All-Region selection
- Named a TUCCI/NFCA Freshman of the Year Top 25 selection in 2023



**16 MC EATON** | OF | R-R | 5-9 | Jr. | Charlotte, N.C. | Charlotte Christian School

Year	avg	gp-gs	ab	r	h	2b	3b	hr	rbi	tb	slg%	bb	hbp	so	gdp	ob%	sf	sh	sb-att	po	a	e	fld%
2023	.261	18-15	46	7	12	3	0	5	16	30	.652	2	0	8	1	.292	0	0	0-0	5	0	0	1.000
2024	.196	27-15	46	4	9	3	0	1	5	15	.326	3	2	19	0	.275	0	0	0-0	3	1	0	1.000
2025	.284	25-25	67	11	19	5	1	5	16	41	.612	6	0	22	1	.342	0	0	1-1	10	1	1	.917
TOTAL	.252	70-55	159	22	40	11	1	11	37	86	.541	11	2	49	2	.308	0	0	1-1	18	2	1	.952

- 23-of-40 career hits are extra-base hits (11 are home runs)
- First collegiate hit was a two-RBI home run in the season opener vs. Lamar (2/9)
- Saw limited action as a freshman and sophomore due to injury in freshman season
- No. 53 overall recruit by Extra Inning Softball; 2x ACC Academic Honor Roll member
- 2x ACC Academic Honor Roll member



**19 MACEE EATON** | IF/DP | L-R | 5-7 | Jr. | Wheelersburg, Ohio | Wheelersburg

Year	avg	gp-gs	ab	r	h	2b	3b	hr	rbi	tb	slg%	bb	hbp	so	gdp	ob%	sf	sh	sb-att	po	a	e	fld%
2024	.211	51-47	142	14	30	5	0	2	16	41	.289	12	2	27	1	.277	3	0	3-3	79	1	2	.976
2025	.288	25-25	73	16	21	4	1	5	33	42	.575	9	0	18	0	.366	0	0	3-3	165	3	2	.988
TOTAL	.237	76-72	215	30	51	9	1	7	49	83	.386	21	2	45	1	.307	3	0	6-6	244	4	4	.984

- Has turned in 10 multiple-hit games and 11 multiple-RBI games in her career
- Tied career high with three RBI vs. South Carolina (2/7)
- Hit first collegiate home run in series opener at Georgia Tech (4/26) in 2024
- No. 31 overall recruit by Extra Inning Softball
- 2023 PGF All-American (East)
- 2023 NFCA All-America first team selection



**30 BELLA CABRAL** | IF | R-R | 5-3 | So. | Choctaw, Okla. | Choctaw

Year	avg	gp-gs	ab	r	h	2b	3b	hr	rbi	tb	slg%	bb	hbp	so	gdp	ob%	sf	sh	sb-att	po	a	e	fld%
2024	.263	54-54	171	20	45	10	1	6	30	75	.439	10	3	21	2	.307	5	0	2-2	82	65	7	.955
2025	.400	25-25	70	13	28	9	0	5	21	52	.743	6	5	5	2	.459	4	2	0-1	28	59	3	.967
TOTAL	.303	79-79	241	33	73	19	1	11	51	127	.527	16	8	26	4	.354	9	2	2-3	110	124	10	.959

- ACC All-Freshman team selection in 2024
- Posted 17 multiple-hit games and 12 multiple-RBI games in her career
- Tied career high with three hits vs. JMU (a triple shy of the cycle)
- Homered twice vs. Delaware (2/23) for her second career multiple home run game
- No. 51 overall recruit by Extra Inning Softball
- 2022 All-State selection



**34 KELLY AYER** | OF | L-R | 5-4 | Sr. | Mechanicsville, Va. | Atlee

Year	avg	gp-gs	ab	r	h	2b	3b	hr	rbi	tb	slg%	bb	hbp	so	gdp	ob%	sf	sh	sb-att	po	a	e	fld%
2022	.196	28-13	51	8	10	1	0	0	8	11	.216	1	0	7	1	.212	0	0	3-3	13	7	1	.952
2023	.321	45-38	106	25	34	7	0	0	5	41	.387	17	2	7	0	.424	0	3	22-23	45	7	2	.963
2024	.236	49-36	123	14	29	2	3	0	11	37	.301	6	0	17	0	.271	0	1	8-8	53	3	1	.982
2025	.351	25-25	74	24	26	6	2	0	14	36	.486	10	0	4	0	.419	2	2	8-10	25	1	1	.963
TOTAL	.280	147-112	354	71	99	16	5	0	38	125	.353	34	2	35	1	.344	2	6	41-44	136	18	5	.969

- Has 23 multiple-hit games for her career
- Dangerous on the basepath going 39-for-42 on steal attempts in her career
- Drove in season-high three RBI vs. Notre Dame (4/7), with base-clearing triple to clinch in '24
- Stole four bases against Saint Francis (3/5) to set the UVA single-game record in 2023



## NOTING THE HOOS

**THE SERIES WITH BOSTON COLLEGE**

- Virginia and Boston College have faced each other 43 times with the Eagles narrowly leading the series 22-21
- The Cavaliers have won eight of the last 10 contests and have won three consecutive series against the Eagles
- Virginia won the series last season, taking games two and three of the series in Charlottesville

**CAVALIERS BREAKING INTO NATIONAL RANKINGS**

- Off to the 16-5 start, the Cavaliers started breaking into the top 25 of multiple polls after four weekends and came in at 23 in three of the four national polls
- Virginia is receiving votes in three polls following the weekend at No. 17 Virginia Tech and moved to No. 25 in the ESPN.com/USA Softball poll

**HOOS IN THE NCAA STATISTICAL RANKINGS**

- Bella Cabral has been solid at the hot corner, leading the ACC in assists and ranks 18th nationally (59)
- Macee Eaton ranks 20th nationally in RBI (33) as she paces the Hoos and ranks second in the ACC
- Offensively, the Hoos have made a living with extra-base hits and UVA ranks second nationally in triples (19) and eighth nationally in doubles (47)
- Jade Hylton and Kailyn Jones rank fourth nationally in triples (5) while Sarah Coon ranks 24th (3)

**HARDIN NOW SECOND AT UVA, APPROACHES 200 WINS**

- Virginia head coach Joanna Hardin moved into second all-time in wins at UVA in the fourth weekend of play
- With the Hoos' win over Seton Hall on Friday night, Hardin picked up her 185th win at Virginia to pass Terry DeTuro for second most wins at UVA
- Hardin has 189 wins as Virginia head coach entering the weekend at Virginia Tech

**CABRAL, HYLTON ON SOFTBALL AMERICA'S MIDSEASON POWER RANKINGS**

- Sophomore third baseman Bella Cabral and junior shortstop Jade Hylton both appeared on Softball America's midseason power rankings
- Cabral came in as the No. 10 third baseman nationally, while Hylton came in as the No. 8 shortstop

**HOOS SCORING EARLY AND OFTEN**

- Virginia has been scoring early and often this season with big innings and lots of runs early in games
- The Cavaliers have scored in the first inning of 16 games this season and seven of those have seen the Hoos score three or more runs
- Scoring has been contagious as the Hoos often aren't scoring just one run in an inning and in fact 29 scoring innings this season have put three or more runs across
- The Hoos are also outscoring opponents 101-31 through the first three innings of games this season

**HOOS SCORE PROGRAM-HIGH 13 RUNS VS. PIRATES**

- Virginia pushed 13 runs across the plate in the third inning against Seton Hall (3/1)
- The 13 runs scored in a single inning was the most in program history and was the second time in program history the Hoos pushed more than 10 runs across in an inning
- The first time the Hoos scored 10 runs in an inning was last season at Georgia Tech (4/27) with an 11 run inning in a run-rule victory over the Yellow Jackets

**HENLEY COMING ON STRONG IN FIFTH SEASON**

- Savannah Henley has been surging for the Hoos this season after missing a bulk of 2024 due to injury
- The grad student showed her stuff against No. 5 Texas A&M as she threw an eight-inning complete game and struck out nine batters - her high as a Cavalier
- Henley matched that nine strikeouts in her last outing against Longwood, fanning nine batters through five innings of work
- She has struck out a team-leading 44 batters entering the weekend in 39.2 innings of work

**CAVALIERS CHALLENGED EARLY WITH TOP FOES**

- Virginia was challenged early in the season with a schedule featuring some of the top teams in the nation
- After three weeks of play, Virginia's schedule was rated as the toughest schedule in the nation
- Virginia played two games at South Carolina in the opening weekend - dropping a pair of one-run games in walkoff fashion to a team currently ranked in the top 11
- Virginia also faced No. 4 UCLA No. 5 Texas A&M and No. 4 UCLA in the Shriners Children's Clearwater Invitational - taking wins over the Wildcats and Bruins
- All five opponents faced at the Clearwater Tournament were ranked in the top 25 following the tournament

**BIGHAM CLOSING IN ON SAVES RECORD**

- Junior right-hander Eden Bigham has been a force in the circle in any role for the Cavaliers
- This season, Bigham has four saves entering the weekend and nine for her career
- The nine career saves is one shy of tying the career mark (10) set by Madi Harris last season
- Her four saves this season is also two shy of the single-season record (6) also set by Harris in the 2022 sesason

**HYLTON KEEPS IT IN THE PARK A SECOND TIME**

- Junior Jade Hylton opened up the Penn game on February 23 with a bang, hitting an inside-the-park home run to right field
- It was her second inside-the-park home run in as many season as she also hit one last season against St. Thomas (2/18/24)



**COACH JO HARDIN**  
at UVA: 191-224 (9th) | Overall: 270-258 (11th)

**Education**

- College:** Biola University (La Mirada, Calif.)
- Masters:** Liberty University

**Coaching Experience**

- 2015-16 McNeese State (Head Coach)
- 2013-14 McNeese State (Assistant Coach)
- 2007-09 Liberty University (Assistant Coach)
- 2005-07 Whittier Christian HS (Head Coach)

**Playing Experience**

- 2002-05 Biola University

**Accolades**

- 2002 NAIA/NFCA 1st Team All-American
- 2002,04-05 Golden State Athletic Conference All-Conference
- 2013 Southland Conference Regular Season Champions
- 2014 Southland Conference Regular Season Champions
- 2016 Southland Conference Regular Season Champions
- 2016 Southland Conference Tournament Champions

**Hardin as a Head Coach**

Year	School	Record (Conf)	Postseason
2015	McNeese St.	36-20 (21-5)	Southland Tourney
2016	McNeese St.	43-14 (23-4)	NCAA Regional
2017	Virginia	22-32 (9-15)	ACC Quarterfinals
2018	Virginia	12-41 (3-21)	
2019	Virginia	22-31 (8-16)	ACC Tournament
2020	Virginia	10-12 (0-6)	
2021	Virginia	15-33 (10-27)	
2022	Virginia	28-26 (13-11)	ACC Tournament/NISC
2023	Virginia	30-22 (8-16)	ACC Tournament
2024	Virginia	34-20 (15-9)	NCAA Regional Final
2025	Virginia	18-7	

191-224 at Virginia  
270-258 Overall



CABRAL, HYLTON EACH GO YARD TWICE IN A GAME

• Bella Cabral and Jade Hylton each have a multiple home run game this season - though not in the same game
• Cabral tallied two home runs against Delaware (2/23) for her second career game with two home runs
• Hylton tallied a pair of home runs as part of a three-hit game in the win over Longwood (2/24) for her second multiple home run game of her career

HACKETT'S FIRST HOME RUN IS A WALK OFF

• Kelsey Hackett delivered her first career home run in the win over Longwood (2/24)
• The junior entered as a pitch hitter and sent the first pitch offered into the bullpen in left field for the walk-off victory

LAYNE TOSSES FIRST COMPLETE GAME

• Junior Courtney Layne threw her first complete game in a 12-0 win over Saint Francis in the opening weekend
• The left-hander struck out a career-high seven batters in that run-rule victory and held the Red Flash to only two hits in the outing

MACEE EATON NOTCHES HOOS' FIRST HR OF SEASON

• Sophomore 1B Macee Eaton turned in the first home run of the season for the Hoos against South Carolina (2/7)
• That shot, a three-run home run, tied her career high in RBI to match the mark of 3RBI set against #24 Miami (OH) in the NCAA Regional opener last season

THE EATONS (NO RELATION) MAKE FOR DYNAMIC DUO

• Macee and MC Eaton (no relation) proved to be a potent duo in the lineup this season
• The pair have been hitting in the four and five positions in the lineup and are a driving force in the Cavalier offense
• The duo combined for 45 RBI, nine home runs and 26 runs scored to date
• The Eatons have combined for 33 hits this season with 20 of them being extra base hits (9 HR, 2 triples, 9 doubles)

PAIR OF FRESHMEN NOTCH FIRST HITS FOR HOOS

• Freshmen Alex Call and Maddy Greene each notched their first collegiate hits in the opening weekend
• Both came against Saint Francis in the weekend finale
• Call delivered an RBI single, while Greene also delivered a single for her first career hit

HOOS GARNER ATTENTION IN PRESEASON

• Virginia came in at No. 24 in the Softball America preseason poll to mark the first time that the Cavaliers enter a season ranked in one of the polls
• The Cavaliers were receiving votes in the remainder of the polls - D1Softball, NFCA and USASoftball to start 2025

BIGHAM, HYLTON GRACED PRESEASON TOP 100 LISTS

• Juniors Eden Bigham and Jade Hylton have been mainstays on preseason top 100 lists this season
• Bigham was named the No. 39 player by D1Softball and the No. 41 player by Softball America
• Hylton was tabbed the No. 52 players by Softball America and No. 53 by D1Softball

CAVALIER DUO NAMED PRESEASON ALL-ACC

• The duo of Bigham and Hylton were also named to the preseason All-ACC team by the league's coaches
• The pair, who finished the 2024 season as first-team All-ACC selections, continued to hold a prominent place in the league heading into 2025

BIGHAM MOVING UP CAREER PITCHING CHARTS

• Eden Bigham is quickly moving up the career pitching charts and has taken spots in the top 10 of two categories in her third season
• Heading into the weekend, Bigham sits eighth all-time in career strikeouts (33) and is seventh all-time at UVA in career shutouts (12)
• Bigham is also second in career saves with nine to date

HYLTON ALSO TAKING SPOTS AMONG CAREER LEADERS

• Shortstop Jade Hylton is also making a move on some of the career lists for offense and currently is tied for fifth in career home runs (29) and is 10th in stolen bases for her career (41)

VERSUS RANKED FOES

Table with 2 columns: Matchup, Record. Rows include All-Time vs. Top-25 in NFCA Poll (1995-), All-Time vs. Top-10 in NFCA Poll., vs. No. 1, Last win over ranked team, Last win over top-10 team, Last win over top-5 team, Highest-ranked win, Largest win, Largest defeat.

VERSUS THE NFCA POLL (STARTED 1995)

Table with 2 columns: Rank, Record. Rows include No. 1 through No. 25.

NFCA TOP 25

Table with 5 columns: Rk., Team, 2024 Record, Points, Last Week. Lists top 25 teams including Oklahoma, Texas, Florida, LSU, Texas A&M, UCLA, Tennessee, Oregon, South Carolina, Florida State, Arizona, Arkansas, Georgia, Texas Tech, Oklahoma State, Duke, Virginia Tech, Stanford, Mississippi State, Auburn, Nebraska, Ole Miss, Kentucky, Florida Atlantic, Alabama.

OTHERS RECEIVING VOTES:

Grand Canyon (26), Virginia (26), UCF (12), Liberty (11), California (8), Boise State (7), Washington (3), Ohio State (2).

ACC STANDINGS table with 6 columns: School, Conf, Pct., Overall, Pct., Streak. Lists 23 teams including Virginia, Clemson, Notre Dame, Florida State, Syracuse, NC State, Boston College, Pittsburgh.

**AYER A THREAT TO STEAL ON THE BASES**

- Senior outfielder Kelly Ayer has been a mainstay in the offense and poses a threat to steal whenever she's on the bases
- Ayer has 39 stolen bases to date and is one away from finding herself among the top 10 base stealers in program history.
- Last season, the offense didn't rely on the steal as much, though Ayer went 8-for-8 in swipe attempts
- The previous season, Ayer took 22 bags on 23 attempts

**VIRGINIA PICKED TO FINISH FIFTH IN ACC**

- Virginia was picked to finish fifth in the ACC in that same vote of the league's coaches after finishing fourth in the league a year ago
- It's the highest predicted finish for the Hoos under head coach Joanna Hardin who has built the program of the previous eight seasons at the helm

**HOOS WELCOME FIVE NEWCOMERS FOR 2025**

- Virginia welcomed five newcomers to Grounds for this season in a class that ranked No. 33 nationally
- The class features four players ranked among the top 26 recruits nationally at their position and three among the top 100 players overall by ExtralnnngSoftball
- Madison Greene was ranked the No. 34 overall recruit and the fifth-ranked third baseman
- Ava Hodges was the No. 38 overall recruit and was the No. 26 pitcher in the class.
- Reagan Hickey was ranked No. 45 overall and the No. 24 catcher
- Alex Call was tabbed the No. 12 general infielder in the class, while Addison Thompson was a three-time All-Region selection in Virginia

**HENLEY EXPECTED TO BOOST HOOS IN RETURN**

- The Cavaliers got good news with the return of LHP Savannah Henley for the season
- Henley missed the bulk of the 2024 season to injury sustained in the second week of ACC play that ended her year
- Prior to the injury, Henley was 3-0 on the year with a save
- The southpaw had struck out 37 through 34.0 innings of work and limited teams to a .189 batting average
- She held a 1.65 ERA with only eight earned runs allowed



## A LOOK BACK AT 2024

### CAVALIERS PLAYED STOUT SCHEDULE IN 2024

- Virginia played a stout schedule for the 2024 campaign with the No. 22 strength of schedule overall
- The Hoos played 17 games against teams in the NCAA Tournament with 11 of those outside of ACC play and 11 on the road with one at a neutral site as the Hoos faced Clemson in the ACC quarterfinals hosted by Duke
- Virginia went 7-10 in those games against NCAA Tournament teams during the regular season
- Included in those games against the NCAA field were two contests at national seeds Alabama (No. 14 seed) and the series at national seed Duke (No. 10 seed)

### HOOS SET PROGRAM HIGH WITH 15 ACC WINS

- With the series win at Georgia Tech to close the regular season, the Hoos set a program record for ACC wins (15)
- The previous program record was 13 wins set in the 2010 season and matched in the 2022 season
- Virginia matched the 13-win mark for the third time with the series-clinching win at No. 3 Duke in the finale
- The Hoos passed the mark with a Saturday win at Georgia Tech and hit the 15-win mark in the finale to clinch the series with the Yellow Jackets

### THREE WAS THE CHARM FOR VIRGINIA OFFENSE

- With the Virginia pitching staff, three runs has been the magic number for the Cavaliers when it comes to winning games this season
- In 2024, the Hoos were 29-3 when scoring three runs or more
- The three times Virginia dropped a game when scoring at least three runs were the Saturday game at Notre Dame (10-3), the Saturday game against NC State (10-9) and the series opener at Georgia Tech (6-5)

### HOOS HIT 30-WIN MARK FOR SECOND STRAIGHT YEAR

- With the series-clinching win over No. 3 Duke, the Cavaliers hit the 30-win mark for the second straight season
- The Cavaliers hit 30 wins last year for the first time since the 2010 campaign
- This is the first time the Hoos have done consecutive 30-win seasons since UVA posted at least 30 wins each season from 2001-2005

### BIGHAM OPENS 2024 WITH 11 K VS. UNCG

- Eden Bigham set a new career high for strikeouts in the season opener when the freshman fanned 11 batters through her 5.0 innings of work
- Bigham retired 12 of the first 13 batters faced with nine strikeouts across those batters faced

### BIGHAM FANS 14 MOUNTAIN HAWKS FOR CAREER HIGH

- Eden Bigham set a career mark of 14 strikeouts in her start against Lehigh (2/23) to open the Rawlings Classic
- She struck out the first 12 batters of the game and finished with the 14 strikeouts on 16 batters faced in the five inning victory
- The 14 strikeouts is the most by a UVA pitcher since Melanie Mitchell's 16 strikeout performance against George Washington (3/20/13)

### BIGHAM NAMED WEEK 3 ACC PITCHER OF THE WEEK

- Eden Bigham was named ACC Pitcher of the Week (2/27) after striking out 23 batters in 11.0 innings of work
- She picked up wins over Lehigh and Iowa State on the week to help the Hoos to an undefeated weekend
- She struck out 14 in her start against Lehigh before fanning nine batters in 6.0 relief innings against the Cyclones

### CAVALIERS TAKE SERIES FROM NO. 11 CLEMSON

- The Hoos made another step forward with a series win over No. 11 Clemson by taking the Friday and Sunday games of the series
- The Friday night win over the Tigers was the first win over Clemson in program history by the Cavaliers
- Clemson was the final league team the Hoos didn't have a tally in the win column against in program history and they added that mark in emphatic fashion this season
- The Sunday win, a 3-0 victory, marked the first time this season a team held Clemson off the scoreboard

### HOOS TAKE FIRST SERIES FROM SYRACUSE

- The Cavaliers accomplished another first under head coach Joanna Hardin last weekend with a series win over the Syracuse Orange
- Virginia won games two and three of the series to grab the series win - the first ever over the Orange

### VIRGINIA SHOCKS NO. 3 DUKE WITH DH SWEEP

- Virginia delivered one of the biggest series wins in program history this past weekend at No. 3 Duke
- After dropping the opener 1-0 in 12 innings on Friday, the Cavaliers came back and swept a Saturday doubleheader
- Virginia won game one of the doubleheader 4-3 thanks to a Jade Hylton grand slam before taking game two of the doubleheader 3-2
- Hylton hit a two-run shot in that series clinching win
- It was a gritty outing from the Hoos played three complete games spanning 25.1 innings in less than 24 hours from first pitch to final out

### CAVALIERS CLAIM PROGRAM BEST SEVEN ACC SERIES

- Virginia won seven of the eight ACC series played this season to mark the first time in program history the Hoos have won seven ACC series in a season
- The 2010 season was the last time the Hoos won five ACC series with four of them a traditional three-game series and one being a doubleheader with Maryland
- The Hoos swept the twin bill with the Terps that season and also won the series with No. 22 UNC and NC State, while sweeping Virginia Tech and Boston College that year
- This season, the Hoos posted series wins over Boston College, Syracuse, No. 11 Clemson, Notre Dame, NC State, No. 3 Duke and Georgia Tech

### HOOS COME THROUGH WITH BACKS AGAINST WALL

- Virginia went to the rubber match in all eight ACC series last season and came through in game three in seven weekends to claim the series
- Against BC, Syracuse, No. 3 Duke and Georgia Tech the Cavaliers dropped game one and then won the next two games to claim the series
- Against No. 11 Clemson, Notre Dame and NC State, the Cavaliers won game one and then took game three to lock up the weekend
- The lone series loss was at UNC when the Cavaliers took game one and then dropped a Sunday doubleheader after Saturday's game was rained out

### BIGHAM EARNS ACC PITCHER OF THE WEEK AGAIN

- Sophomore right-hander Eden Bigham earned her second ACC Pitcher of the Week honor on Tuesday (4/16)
- She went 2-0 in the series against NC State with a complete-game shutout in game one and worked a second complete-game in the finale to clinch the series
- Bigham struck out 15 across the two games
- It marked Bigham's third complete-game shutout in ACC play and her fourth complete game against an ACC foe this season

### BIGHAM EARNS 3RD ACC PITCHER OF THE WEEK

- Eden Bigham took home her third ACC Pitcher of the Week honor on Tuesday to earn the honor for the second straight week and third time this season
- Bigham threw 9.0 innings of shutout softball in the series opener at No. 3 Duke with nine strikeouts in the 12.0 inning affair
- She then came back in game two of the series to earn the save - her third of the season - as she worked the seventh and got out of a bases-loaded jam

## PALMER PARK

- Virginia opened its new stadium, Palmer Park, on March 3, 2020 against JMU. Palmer Park is named after former Cavalier pitcher Lisa Palmer and her mother Fran. The Palmers were the lead contributors to the stadium project.
- The Cavaliers hosted a dedication ceremony for Palmer Park prior to Virginia's matchup against Virginia Tech on Friday, March 6, 2020.
- Palmer Park is a state-of-the-art facility which houses all of the Cavaliers' needs. Within the confines of Palmer Park is the team locker room and lounge, athletic training room, meeting rooms and a brand new indoor facility.
- Lisa Palmer pitched for the Cavaliers from 1986-89, establishing school records in wins (74), innings pitched (861.2), complete games (102) and games started (112). She still holds the UVA single-season records for wins (27), shutouts (14) and assists (221).
- The 2022 season was the first time it will be open to the full public for a full season.



BATTING CAREER HIGHS

1 KELSEY HACKETT

	Date/Last Time	
AB	2x-Last: 4/19/24 at Duke	4
Runs	4/05/24 at Notre Dame	3
Hits	2/17/24 vs. Southern Indiana	3
2B	4x-Last: 3/27/24 at James Madison	1
3B	2/10/24 vs. UNCG	1
HR	2x-Last: 2/28/25 vs. Seton Hall	1
RBI	3/27/24 at James Madison	3
SB	5x-Last: 3/1/25 vs. Seton Hall	1

2 KAILYN JONES

	Date/Last Time	
AB	5/1/22 at Louisville	5
Runs	6x-Last: 3/2/25 vs. Hofstra	2
Hits	3x-Last: 2/25/24 vs. Delaware	3
2B	8x-Last: 3/8/25 at #17 Va. Tech	1
3B	9x-Last: 3/1/25 vs. Hofstra	1
HR	2x-Last: 3/2/25 vs. Hofstra	1
RBI	2x-Last: 3/04/23 vs. Fairfield	3
SB	2/09/24 vs. Jacksonville State	2

4 BRIE BIDDLE

	Date/Last Time	
AB	5x-Last: 3/2/25 vs. Hofstra	1
Runs	2x-Last: 3/1/25 vs. Seton Hall	1
Hits	2x-Last: 3/2/25 vs. Hofstra	1
2B		
3B		
HR		
RBI		
SB		

6 KAMYRIA WOODY-GIGGETTS

	Date/Last Time	
AB	3/9/25 vs. Saint Francis	3
Runs	8x-Last: 2/9/25 vs. Saint Francis	1
Hits	2/9/25 vs. Saint Francis	1
2B		0
3B		0
HR		0
RBI	2/9/25 vs. Saint Francis	1
SB	2/23/24 vs. Lehigh	2

7 SARAH COON

	Date/Last Time	
AB	2x-Last: 4/19/24 at Duke	5
Runs	2x-Last: 2/26/23 vs. Geo. Washington	3
Hits	2/25/22 vs. Bucknell	3
2B	3x-Last: 2/23/24 vs. Lehigh	2
3B	2/13/25 vs. #23 Kentucky	2
HR	19x-Last: 3/1/25 vs. #17 Virginia Tech	1
RBI	2x-Last: 2/26/22 vs. Towson	4
SB	2/26/23 vs. Howard	2

8 KASSIDY HUDSON

	Date/Last Time	
AB	13x-Last: 3/9/25 at #17 Virginia Tech	1
Runs	12x-Last: 3/2/25 vs. Hofstra	1
Hits	2x-Last: 5/18/24 vs. #24 Miami (OH)	1
2B		0
3B		0
HR		0
RBI	2/28/25 vs. Seton Hall	1
SB	2x-Last: 3/04/23 vs. DePaul	1

9 ALEX CALL

	Date/Last Time	
AB	3x-Last: 3/1/25 vs. Seton Hall	2
Runs	2/9/25 vs. Saint Francis	1
Hits	4x-Last: 3/1/25 vs. Seton Hall	1
2B	3/1/25 vs. Hofstra	1
3B		
HR		
RBI	3/1/25 vs. Hofstra	2
SB		

10 JADE HYLTON

	Date/Last Time	
AB	6x-Last: 2/1/25 vs Hofstra	5
Runs	2x-Last: 3/1/25 vs. Hofstra	3
Hits	11x-Last: 3/1/25 vs Hofstra	3
2B	2x-Last: 3/17/24 vs. Syracuse	2
3B	9x-Last: 3/1/25 vs. Hofstra	1
HR	2x-Last: 2/24/25 vs. Longwood	2
RBI	2x-Last: 2/24/24 vs. Lehigh	5
SB	2/26/23 vs. Howard	3

16 M.C. EATON

	Date/Last Time	
AB	8x- Last: 2/16/25 vs. #4 UCLA	4
Runs	4x- Last: 2/23/25 vs. Delaware	2
Hits	7x- Last: 2/28/25 vs. Cornell	2
2B	12x-Last: 2/15/25 vs. San Diego State	1
3B	2/15/25 vs. San Diego State	1
HR	11x - Last: 3/1/25 vs. Hofstra	1
RBI	2x-Last: 2/16/23 at UNCG	3
SB	2/22/25 vs. Penn	1

17 REAGAN HICKEY

	Date/Last Time	
AB		
Runs		
Hits		
2B		
3B		
HR		
RBI		
SB		

18 MELISSA CARR

	Date/Last Time	
AB	5x-Last: 3/1/25 vs. Hofstra	1
Runs	3/1/25 vs. Hofstra	1
Hits	2x-Last: 3/1/25 vs. Hofstra	1
2B	3/1/25 vs. Hofstra	1
3B		
HR		
RBI	3/1/25 vs. Hofstra	2
SB		

19 MACEE EATON

	Date/Last Time	
AB	4/19/24 at Duke	5
Runs	3/27/24 at James Madison	3
Hits	9x-Last: 3/9/25 at #17 Virginia Tech	2
2B	9x-Last: 2/23/25 vs. Delaware	1
3B	2/16/25 vs. #4 UCLA	1
HR	.6x - Last: 3/9/25 at #17 Virginia Tech	1
RBI	3/1/25 at Seton Hall	5
SB	5x-Last: 3/7/25 at #17 Virginia Tech	1

24 SYDNEY HARTGROVE

	Date/Last Time	
AB	2x-Last: 2/14/25 vs. Auburn	4
Runs	3/9/25 at #17 Virginia Tech	2
Hits	3/9/25 at #17 Virginia Tech	2
2B	2x-Last: 2/15/25 vs. San Diego State	1
3B		0
HR	3/9/25 at #17 Virginia Tech	2
RBI	3/9/25 at #17 Virginia Tech	3
SB		0

27 MADISON GREENE

	Date/Last Time	
AB	2x-Last: 3/2/25 vs. Hofstra	2
Runs	3x-Last: 3/2/25 vs. Hofstra	1
Hits	4x-Last: 3/2/25 vs. Hofstra	1
2B	2/23/25 vs. Delaware	1
3B		
HR		
RBI	3/1/25 vs. Hofstra	2
SB	3/1/25 vs. Hofstra	1

28 ADDISON THOMPSON

	Date/Last Time	
AB	2x-Last: 3/1/25 vs. Hofstra	1
Runs	2x-Last: 3/1/25 vs. Seton Hall	1
Hits		
2B		
3B		
HR		
RBI		
SB		





BATTING CAREER HIGHS

30 BELLA CABRAL

Date/Last Time

<b>AB</b> .....	4x-Last: 4/19/24 at Duke .....	5
<b>Runs</b> .....	3/05/24 at Longwood .....	3
<b>Hits</b> .....	5x-Last: 3/11/25 vs. JMU .....	3
<b>2B</b> .....	2x-Last: 2/23/25 vs. Penn .....	2
<b>3B</b> .....	4/14/24 vs NC State.....	1
<b>HR</b> .....	2x-Last: 2/23/25 vs. Delaware.....	2
<b>RBIs</b> .....	2x-Last: 2/23/25 vs. Delaware .....	3
<b>SB</b> .....	2x-Last: 3/30/24 at Villanova.....	1

32 REECE HOLBROOK

Date/Last Time

<b>AB</b> .....	2x-Last: 2/14/25 vs. Auburn .....	4
<b>Runs</b> .....	3x-Last: 3/2/25 vs. Hofstra .....	2
<b>Hits</b> .....	5x-Last: 3/11/25 vs. JMU .....	2
<b>2B</b> .....	10x-Last: 3/11/25 vs. JMU .....	1
<b>3B</b> .....	2/24/25 vs. Longwood .....	1
<b>HR</b> .....	3x-Last: 3/1/25 vs. Hofstra .....	1
<b>RBIs</b> .....	2x-Last: 3/2/25 vs. Hofstra .....	3
<b>SB</b> .....	3/27/24 at James Madison.....	2

34 KELLY AYER

Date/Last Time

<b>AB</b> .....	4/19/24 at Duke.....	5
<b>Runs</b> .....	2/28/25 vs. Seton Hall .....	3
<b>Hits</b> .....	2x-Last: 2/28/25 vs. Cornell .....	3
<b>2B</b> .....	2-Last: 3/1/25 vs. Seton Hall.....	2
<b>3B</b> .....	45x-Last: 3/2/25 vs. Hofstra .....	1
<b>HR</b> .....		0
<b>RBIs</b> .....	3x-Last: 2/9/25 vs. Saint Francis.....	3
<b>SB</b> .....	3/05/23 vs. Saint Francis .....	4



PITCHING CAREER LINES

3 - Courtney Layne - LHP - Jr.

Year	era	w-l	app	gs	cg	sho	sv	ip	h	r	er	bb	so	2b	3b	hr	bf	bavg	wp	hbp	bk	sfa	sha
2023	5.68	2-1	16	2	0	0/2	0	28.1	45	29	23	9	29	7	1	1	147	.338	2	3	0	1	1
2024	4.54	3-2	17	8	0	0/2	2	37.0	39	26	24	21	23	5	2	6	177	.269	6	9	0	2	0
2025	3.34	2-0	12	6	1	1/2	1	29.1	22	17	14	17	31	1	0	7	128	.202	5	1	0	0	1
TOTAL	4.51	7-3	45	16	1	1/6	3	94.2	106	72	61	47	83	13	3	14	452	.274	13	13	0	3	2

SEASON HIGHS

IP	5.0	vs. St. Francis (2/9)
H	4	vs. #4 UCLA (2/16)
R	4	vs. #4 UCLA (2/16)
ER	4	vs. #4 UCLA (2/16)
BB	4	vs. #4 UCLA (2/16)
K	7	vs. St. Francis (2/9)

CAREER HIGHS

IP	6.0	at Pittsburgh (3/26)
H	6	2xMR: vs. #13 VT (4/8)
R	6	at #3 Tenn (5/18/24)
ER	6	at #3 Tenn (5/18/24)
BB	4	at #3 Tenn (5/18/24)
K	7	vs. St. Francis (2/9/25)

THE LAST TIME IN STARTS

Shutout.....	vs. St. Francis (2/9/25)
Complete Game.....	vs. St. Francis (2/9/25)
Worked 5+ inn.....	vs. St. Francis (2/9/25)
5+ K's.....	vs. St. Francis (2/9/25)
No Walks.....	vs. St. Francis (2/9/25)
No-hitter.....	
Perfect Game.....	

THE LAST TIME IN RELIEF

0 ER.....	vs. Toledo (2/8/25)
Worked 3+ inn.....	at S. Carolina (2/7/25)
5+ K's.....	
No Walks.....	vs. Penn (2/23/25)
Earned Save.....	vs. Penn (2/23/25)

2025 Season

Date	Opponent	GS	IP	H	R	ER	BB	SO	DEC
2/7	at S. Carolina	3.1	3	3	3	2	3	3	-
2/8	vs. Toledo	2.1	2	0	0	0	3	-	-
2/9	vs. Saint Francis	* 5.0	2	0	0	0	7	7	W
2/13	vs. #23 Kentucky	* 2.0	1	1	1	1	1	2	-
2/14	vs. Auburn	3.0	2	2	2	4	3	-	-
2/16	vs. #4 UCLA	* 2.2	4	4	4	4	4	1	-
2/22	DELAWARE	* 2.0	2	1	1	1	1	1	-
2/23	PENN	2.0	0	0	0	0	4	4	S, 1
2/28	CORNELL	* 2.0	1	0	0	1	2	-	-
3/1	SETON HALL	* 1.0	3	3	0	1	2	-	-
3/7	at #17 Va. Tech	2.0	0	0	0	1	1	-	-
3/8	at #17 Va. Tech	2.0	2	3	3	2	2	-	-

2024 Season

Date	Opponent	GS	IP	H	R	ER	BB	SO	DEC
2/10	vs. UNCG	* 4.1	4	1	1	2	5	5	W
2/16	at #11 Alabama	* 1.2	2	2	2	1	1	1	L
2/18	vs. St. Thomas	3.0	5	3	3	0	3	-	-
2/24	Lehigh	0.2	2	1	1	2	1	-	-
3/12	at Maryland	* 3.0	2	0	0	1	2	-	-
3/15	vs. Syracuse	1.0	0	0	0	0	0	-	-
3/16	vs. Syracuse	3.0	0	0	0	1	2	-	-
3/19	vs. Rutgers	* 2.0	3	0	0	0	2	-	-
3/24	vs. #11 Clemson	* 2.0	1	0	0	1	2	-	-
3/27	at James Madison	4.0	4	2	2	2	4	W	-
3/29	at Villanova	1.1	0	0	0	1	0	-	-
4/06	at Notre Dame	* 0.0	3	2	2	0	0	-	-
4/13	vs NC State	1.1	1	2	2	2	0	-	-
4/20	at #3 Duke-1	* 4.0	4	3	1	1	0	W	-
4/23	at #15 Virginia Tech	2.2	3	2	2	1	0	-	-
5/9	vs. #23 Clemson	* 1.1	2	2	2	2	1	L	-
5/18	at #3 Tennessee	1.2	3	6	6	4	0	-	-

2023 Season

Date	Opponent	GS	IP	H	R	ER	BB	SO	DEC
2/09	at Houston	0.2	4	5	5	2	1	-	-
2/25	vs. St. John's (NY)	1.1	0	0	0	1	2	-	-
2/26	vs. Howard	1.0	0	0	0	0	0	-	-
2/28	vs. Radford - Gm. 2	* 4.0	6	2	2	0	6	W	-
3/04	vs. Fairfield	1.0	1	1	0	0	3	-	-
3/11	vs. Ga. Tech - Gm. 1	1.2	2	1	1	0	3	-	-
3/26	at Pittsburgh	6.0	3	3	2	1	4	W	-
4/06	vs. #13 Virginia Tech	1.1	2	0	0	0	2	-	-
4/07	vs. #13 Virginia Tech	0.2	3	3	3	0	1	-	-
4/08	vs. #13 Virginia Tech*	3.2	6	3	3	2	2	L	-
4/15	at #4 FSU - Gm. 1	1.0	4	2	1	1	1	-	-
4/15	at #4 FSU - Gm. 2	0.1	3	2	2	1	0	-	-
4/21	vs. Louisville	2.0	3	0	0	0	1	-	-
4/22	vs. Louisville	1.1	4	4	3	1	2	-	-
4/28	at Syracuse - Gm. 1	1.0	2	1	1	0	1	-	-
5/10	vs. Syracuse	1.1	2	2	0	0	0	-	-



PITCHING CAREER LINES

14 - Eden Bigham - RHP - Jr.

Table with columns: Year, era, w-l, app, gs, cg, sho, sv, ip, h, r, er, bb, so, 2b, 3b, hr, bf, bavq, wp, hbp, bk, sfa, sha. Rows for 2023, 2024, 2025, and TOTAL.

SEASON HIGHS

Table listing season highs for IP (6.0 vs. Delaware), H (6 vs. San Diego State), R (5 vs. Auburn), ER (4 2x-MR: vs. Seton Hall), BB (7 at #17 Va. Tech), K (9 vs. Hofstra).

CAREER HIGHS

Table listing career highs for IP (9.0 at Duke), H (7 4x-MR: at Villanova), R (6 vs. Syracuse), ER (5 3x-MR: vs. Clemson), BB (7 at #17 Va. Tech), K (14 vs. Lehigh).

THE LAST TIME IN STARTS

Table listing last time in starts for Shutout, CG, Worked 5+ inn, 5+ K's, No Walks, No-hitter, Perfect Game.

THE LAST TIME IN RELIEF

Table listing last time in relief for 0 ER, Worked 3+ inn, 5+ K's, No Walks, Earned Save.

2025 Season

Table with columns: Date, Opponent, GS, IP, H, R, ER, BB, SO, DEC. Rows for 2025 season games.

2024 Season

Table with columns: Date, Opponent, GS, IP, H, R, ER, BB, SO, DEC. Rows for 2024 season games.

2023 Season

Table with columns: Date, Opponent, GS, IP, H, R, ER, BB, SO, DEC. Rows for 2023 season games.



PITCHING CAREER LINES

23 - Julia Cuozzo - RHP - So.

Year	era	w-l	app	gs	cg	sho	sv	ip	h	r	er	bb	so	2b	3b	hr	bf	bavg	wp	hbp	bk	sfa	sha
2024	4.13	2-1	11	4	0	0/0	1	20.1	23	15	12	12	13	4	0	4	97	.284	1	1	0	2	1
2025	2.06	3-1	7	6	0	0/3	0	17.0	14	5	5	8	15	0	0	2	73	.241	1	2	0	1	4
TOTAL	3.19	5-2	18	10	0	0/3	1	37.1	37	20	17	20	28	4	0	6	170	.266	2	3	0	3	5

SEASON HIGHS

IP	4.0	vs. Longwood (2/24)
H	3	3x-MR vs. JMU (3/11)
R	2	at #17 Va. Tech (3/8)
ER	2	at #17 Va. Tech (3/8)
BB	2	vs. Hofstra (3/2)
K	4	2x-MR vs. Longwood (3/4)

CAREER HIGHS

IP	4.0	2x-MR: vs. L'wood (2/24/25)
H	4	at South Carolina (2/10/24)
R	4	2x-MR: vs. Clemson (3/22/24)
ER	4	2x-MR: vs. Clemson (3/22/24)
BB	5	at South Carolina (2/10/24)
K	4	2x-MR: vs. Longwood (3/4/25)

THE LAST TIME IN STARTS

0 ER.....	vs. JMU (3/11/25)
Shutout.....	
Complete Game.....	
Worked 5+ inn.....	
5+ K's.....	
No Walks.....	vs. Clemson (3/22/24)
No-hitter.....	
Perfect Game.....	

THE LAST TIME IN RELIEF

0 ER.....	vs. Longwood (3/4/25)
Worked 3+ inn.....	
5+ K's.....	
No Walks.....	vs. Boston College (3/02/24)
Earned Save.....	vs. Boston College (3/02/24)

2025 Season

Date	Opponent	GS	IP	H	R	ER	BB	SO	DEC
2/22	PENN	*	3.0	2	1	1	1	2	-
2/24	LONGWOOD	*	4.0	3	0	0	1	4	W
2/28	SETON HALL	*	2.0	1	1	1	1	1	-
3/2	HOFSTRA	*	3.0	1	1	1	2	1	W
3/4	LONGWOOD		2.0	1	0	0	2	4	W
3/8	at #17 Va. Tech	*	1.0	3	2	2	1	1	L
3/11	JMU	*	2.0	3	0	0	0	2	-

2024 Season

Date	Opponent	GS	IP	H	R	ER	BB	SO	DEC
2/09	vs. UNCG		2.0	1	0	0	1	3	-
2/09	vs. Jacksonville St.		1.0	1	0	0	2	1	-
2/10	vs. UNCG		2.0	1	1	0	1	2	-
2/10	at South Carolina		2.2	4	4	4	5	3	L
2/16	at Alabama		2.2	3	1	1	1	0	-
2/17	vs. Southern Indiana *		0.1	0	0	0	0	0	-
2/27	at Radford	*	2.0	1	1	0	0	1	-
3/02	vs. Boston College		1.1	2	0	0	0	2	W
3/10	at UNC (Game 2)		1.1	3	3	3	2	0	-
3/16	vs. Syracuse	*	4.0	2	1	0	0	1	W
3/22	vs. Clemson	*	1.0	5	4	4	0	0	-



PITCHING CAREER LINES

20 - Ava Hodges - RHP - Fr.

TOTAL .000 0-0 0 0 0 0 0 0 0 0 0 0 .000 0 0 0 0 0 .000 0 0 0-0 1 7 0 1.000

Table with columns: Year, era, w-l, app, gs, cg, sho, sv, ip, h, r, er, bb, so, 2b, 3b, hr, bf, bavg, wp, hbp, bk, sfa, sha. Rows for 2025 and TOTAL.

SEASON HIGHS

IP 5.0 vs. Penn (2/23)
H 3 4x-MR: vs. Seton Hall (3/1)
R 3 2x-MR: at #17 Va. Tech (3/7)
ER 3 at #17 Va. Tech (3/7)
BB 3 vs. Seton Hall (3/1)
K 4 vs. Penn (2/23)

CAREER HIGHS

IP 5.0 vs. Penn (2/23)
H 3 4x-MR: vs. Seton Hall (3/1)
R 3 vs. SDSU (2/15)
ER 3 at #17 Va. Tech (3/7)
BB 3 vs. Seton Hall (3/1)
K 4 vs. Penn (2/23)

THE LAST TIME IN STARTS

0 ER.....vs. Penn (2/23/25)
Shutout.....vs. Penn (2/23/25)
Complete Game.....
Worked 5+ inn .....vs. Penn (2/23/25)
5+ K's.....
No Walks.....vs. SDSU (2/15/25)
No-hitter.....
Perfect Game.....

THE LAST TIME IN RELIEF

0 ER.....vs. Cornell (2/28/25)
Worked 3+ inn .....vs. Seton Hall (3/1/25)
5+ K's.....
No Walks.....
Earned Save.....

2025 Season

Table with columns: Date, Opponent, GS, IP, H, R, ER, BB, SO, DEC. Rows for 2025 season games.



PITCHING CAREER LINES

26 - Savannah Henley - LHP - Gr.

Table with columns: Year, era, w-l, app, gs, cg, sho, sv, ip, h, r, er, bb, so, 2b, 3b, hr, bf, bav, wp, hbp, bk, sfa, sha. Rows for years 2021\*, 2022, 2023, 2024, 2025.

SEASON HIGHS

Table with columns: Stat, Value, Opponent/Context. Rows for IP (8.0 vs #5 Texas A&M), H (6 vs #4 UCLA), R (5 at S. Carolina), ER (4 at S. Carolina), BB (4 vs #4 UCLA), K (9 2x-MR: vs. Longwood).

CAREER HIGHS

Table with columns: Stat, Value, Opponent/Context. Rows for IP (8.0 vs #5 Texas A&M), H (7 4x-MR at SU - Gm. 2), R (6 at Iowa), ER (5 4x, MR vs. #2 FSU), BB (5 2x-Mr: at USC), K (13 at Minnesota).

THE LAST TIME IN STARTS

Table with columns: Stat, Opponent, Date. Rows for 0 ER vs. Longwood, Shutout at Minnesota, Complete Game vs. #5 TAMU, Worked 5+ inn vs. Longwood, 5+ K's vs. Longwood, No Walks at UNC-Game 1, No-hitter, Perfect Game.

THE LAST TIME IN RELIEF

Table with columns: Stat, Opponent, Date. Rows for 0 ER vs. Longwood, Worked 3+ inn vs. JMU, 5+ K's vs. JMU, No Walks at #17 Va. Tech, Earned Save vs. Longwood.

2025 Season

Table with columns: Date, Opponent, GS, IP, H, R, ER, BB, SO, DEC. Rows for 2/6 at S. Carolina, 2/7 vs. ECU, 2/8 vs. Toledo, 2/13 vs. #23 Kentucky, 2/15 vs. #5 Texas A&M, 2/16 vs. #4 UCLA, 2/22 DELAWARE, 2/24 LONGWOOD, 2/28 CORNELL, 2/28 SETON HALL, 3/2 HOFSTRA, 3/4 LONGWOOD, 3/7 at #17 Va. Tech, 3/9 at #17 Va. Tech, 3/11 JMU.

2024 Season

Table with columns: Date, Opponent, GS, IP, H, R, ER, BB, SO, DEC. Rows for 2/09 vs. Jacksonville St., 2/11 at South Carolina, 2/16 vs Southern Indiana, 2/17 vs. Southern Indiana, 2/24 Lehigh, 2/25 Iowa State, 2/27 at Radford, 3/02 vs. Boston College, 3/05 at Longwood, 3/10 at UNC (Game 1).

2023 Season

Table with columns: Date, Opponent, GS, IP, H, R, ER, BB, SO, DEC. Rows for 2/09 at Houston, 2/10 at Sam Houston, 2/18 vs. #23 Maryland, 2/28 vs. Radford - Gm. 1, 3/07 at Liberty, 3/10 vs. Georgia Tech, 3/18 at Clemson - Gm. 1, 3/21 vs. Hofstra - Gm. 2, 3/26 at Pittsburgh, 4/06 vs. #13 Virginia Tech, 4/08 vs. #13 Virginia Tech, 4/14 at #4 Florida State, 4/15 at #4 FSU - Gm. 1, 4/22 vs. Louisville, 4/23 vs. Louisville, 4/28 at Syracuse - Gm. 2, 4/29 at Syracuse, 5/02 at Longwood, 5/10 vs. Syracuse.

2022 Season

Table with columns: Date, Opponent, GS, IP, H, R, ER, BB, SO, DEC. Rows for 2/10 at Charlotte, 2/11 at South Carolina, 2/13 vs. North Carolina, 2/18 vs. Sacred Heart, 2/19 at Charleston So., 2/25 vs. Bucknell, 2/26 vs. Towson, 2/27 at UNCG, 3/4 vs. South Alabama, 3/4 at #18 Tennessee, 3/8 Maryland, 3/11 #24 Notre Dame, 3/19 at NC State, 3/22 Liberty, 3/26 at Boston College, 3/29 Longwood, 4/2 #2 Florida State, 4/9 #13 Duke - Gm 1, 5/24 vs. Central Ark.

2021 Season

Table with columns: Date, Opponent, GS, IP, H, R, ER, BB, SO, DEC. Rows for 2/26 vs. Michigan, 2/27 vs. Penn State, 2/28 vs. Rutgers, 3/11 vs. Maryland, 3/12 vs. Maryland, 3/13 vs. Nebraska, 3/27 Iowa, 3/28 Iowa, 4/3 at Minnesota, 4/4 at Minnesota, 4/9 Indiana, 4/10 Indiana, 4/17 at Illinois, 4/23 at Michigan State, 4/23 at Michigan State, 4/24 at Michigan State, 4/25 at Michigan State, 4/30 Ohio State, 5/1 Ohio State, 5/2 Ohio State, 5/7 Northwestern, 5/14 at Wisconsin.



## INDIVIDUAL SINGLE SEASON RECORDS HITTING

## GAMES PLAYED

1. Meg Young (2001)	69
2. Jill Bumler (2001)	68
Heather Field (2001)	68
Ruby Rojas (2001)	68
5. Kristen Dennis (2002)	67
Heather Field (2002)	67
7. Stacy Holmes (1998)	66
Lori Reese (1998)	66
Meaghan Young (1998)	66
Corinne Good (1998)	66

## GAMES STARTED (SINCE 1993)

1. Meg Young (2001)	69
2. Jill Bumler (2001)	68
Heather Field (2001)	68
Ruby Rojas (2001)	68
5. Kristen Dennis (2002)	67
Heather Field (2002)	67
7. Stacy Holmes (1998)	66
Lori Reese (1998)	66
Meaghan Young (1998)	66
10. Meaghan Young (2000)	65
Corinne Good (1998)	65

## AT BATS

1. Meg Young (2001)	231
2. Meg Young (2000)	227
3. Kelly McCabe (2002)	218
4. Meg Young (1998)	214
5. Stacy Holmes (1998)	211
6. Sara Larquier (2005)	210
7. Meg Young (1999)	209
8. Jessica Taylor (2005)	204
9. Sara Larquier (2004)	197
Ruby Rojas (2001)	197

## BATTING AVERAGE

1. Jamie Hahn (1996)	.424
2. Kristen Dennis (2002)	.417
3. Lacy Smith (2019)	.414
4. Mary Henry (1981)	.412
5. Kelly Haller (2007)	.409
6. Ruby Rojas (2001)	.401
7. Karen Turner (1985)	.395
8. Hayley Busby (2019)	.388
9. Eileen Schmidt (1993)	.384
10. Katie Park (2017)	.382

## RUNS

1. Heather Field (2004)	60
2. Meg Young (2001)	57
3. Elea Crockett (2005)	54
4. Ruby Rojas (2001)	50
5. Allison Davis (2015)	47
6. Ruby Rojas (2003)	45
Kelly McCabe (2002)	45
8. Heather Field (2003)	44
9. Kristen Dennis (2001)	43
Allison Davis (2018)	43

## HITS

1. Meg Young (2001)	88
2. Ruby Rojas (2001)	79
3. Sara Larquier (2005)	73
Kristen Dennis (2002)	73
5. Sara Larquier (2004)	72
6. Heather Field (2002)	71
7. Elea Crockett (2005)	70
8. Katie Park (2017)	68
9. Lacy Smith (2019)	67
Meg Young (1999)	67

## DOUBLES

1. Sara Larquier (2005)	19
Jenn Wynn (2004)	19
Jamie Hahn (1996)	19
4. Sara Larquier (2004)	18
Kristen Dennis (2002)	18
6. Hayley Busby (2019)	17
Meg Young (2001)	17
8. Heather Field (2003)	16
Ruby Rojas (2003)	16
Meg Young (2000)	16
Kristen Dennis (1999)	16
Allison Davis (2015)	16

## TRIPLES

1. Meg Young (1998)	9
2. Jamie Hahn (1995)	8
3. Sara Larquier (2005)	7
Jessica Taylor (2004)	7
Meg Young (2000)	7
Eileen Schmidt (1993)	7
Missy Mikolajczak (1990)	7
Marybeth Daucher (1985)	7
Marybeth Daucher (1983)	7
Marybeth Daucher (1982)	7

## HOME RUNS

1. Lacy Smith (2019)	15
2. <b>Jade Hylton (2024)</b>	<b>14</b>
3. Kristen Dennis (2002)	13
4. Tori Gilbert (2022)	12
Katie Goldberg (2022)	12
Nicole Koren (2010)	12
Nicole Koren (2009)	12
Sara Larquier (2003)	12
9. Hayley Busby (2019)	11
Sarah Tacke (2009)	11
Kelly Haller (2007)	11
Ruby Rojas (2002)	11
Kristen Dennis (2001)	11
Allison Davis (2018)	11

## RUNS BATTED IN

1. Kristen Dennis (2002)	58
2. Sara Larquier (2005)	54
3. Sara Larquier (2003)	51
4. Sara Larquier (2004)	49
Kristen Dennis (2001)	49
6. Kelly Haller (2007)	47
Kathy Stevenson (1985)	47
8. Lacy Smith (2019)	43
Sarah Tacke (2010)	43
10. Jenn Wynn (2005)	42
Ruby Rojas (2002)	42
Ruby Rojas (2001)	42
Kaitlin Fitzgerald (2015)	42

## TOTAL BASES

1. Kristen Dennis (2002)	134
2. Sara Larquier (2005)	130
3. Meg Young (2001)	129
4. Lacy Smith (2019)	127
5. Sara Larquier (2004)	123
6. Hayley Busby (2019)	120
7. Ruby Rojas (2001)	119
8. Sara Larquier (2003)	118
9. <b>Jade Hylton (2024)</b>	<b>116</b>
10. Allison Davis (2018)	113
Kristen Dennis (2001)	113

## SLUGGING PERCENTAGE

1. Lacy Smith (2019)	.784
2. Kristen Dennis (2002)	.766
3. Sarah Tacke (2009)	.758
4. Hayley Busby (2019)	.706
5. Nicole Koren (2009)	.704
6. Kelly Haller (2007)	.685
7. <b>Jade Hylton (2024)</b>	<b>.682</b>
8. Kristen Dennis (2001)	.681
9. Sarah Tacke (2010)	.667
10. Eileen Schmidt (1993)	.659

## WALKS

1. Heather Field (2004)	64
2. Kristen Dennis (2002)	54
3. Kristen Dennis (2001)	47
4. Martha Greer (1981)	39
5. Jenn Wynn (2005)	36
6. Heather Field (2003)	35
7. Allison Davis (2015)	34
8. Heather Field (2002)	33
9. Missy Mikolajczak (1988)	32
Kelly Haller (2008)	32

## SACRIFICE HITS (SINCE 1992)

1. Amy Peay (2000)	30
2. Paloma Vanderzanden (1996)	23
3. Jim Bumler (2001)	19
4. Jessica Taylor (2004)	18
Karen Breshears (2000)	18
6. Lauren McCaskey (2010)	17
7. Heather Field (2001)	15
Tanya Spishak (1994)	15
Cheryl Willson (1992)	15
10. Corrine Good (1999)	14
Paloma Vanderzanden (1995)	14
*Since 1992	

## SACRIFICE FLIES (SINCE 1992)

1. Tish Tablan (1998)	7
2. Kelly Ritch (1994)	5
Kaitlin Fitzgerald (2015)	5
4. Giannina Cipolloni (2010)	4
Jenn Wynn (2004)	4
Kristen Dennis (2002)	4
Hannah Owings (2002)	4
Megan Harris (2015)	4
9. 17 Players Tied	3
*Since 1992	

## HIT BY PITCH

1. Kristen Hawkins (2012)	13
Shelby Barbee (2024)	13
3. <b>Sarah Coon (2022)</b>	<b>12</b>
Sarah Tacke (2010)	12
5. Sarah Tacke (2008)	11
Eileen Schmidt (1994)	11
7. Ruby Rojas (2003)	9
Kim Furphy (1989)	9
9. Brooke Sorber (2007)	8
Sarah Tacke (2007)	8
Sara Larquier (2006)	8
Taylor Sarcone (2014)	8
Allison Davis (2015)	8
Alexa Martinez (2011)	8
Kristen Hawkins (2013)	8

## ON BASE PERCENTAGE

1. Kristen Dennis (2002)	.547
2. Kristen Dennis (2001)	.516
3. Heather Field (2004)	.510
4. Kelly Haller (2007)	.497
5. Martha Greer (1981)	.487
6. Sarah Tacke (2009)	.480
7. Ruby Rojas (2001)	.478
8. Eileen Schmidt (1994)	.468
9. Lacy Smith (2019)	.464
Sarah Tacke (2010)	.464

## STOLEN BASES

1. Giannina Cipolloni (2011)	32
2. Giannina Cipolloni (2012)	31
3. Elea Crockett (2005)	24
Kelly McCabe (2000)	24
5. Meaghan Young (2001)	23
Lori Reese (1999)	23
7. <b>Kelly Ayer (2023)</b>	<b>22</b>
<b>Jade Hylton (2023)</b>	<b>22</b>
9. Natalie Annis (1994)	21
Mayrose Sullivan (1980)	21

## HITTING STREAKS (SINCE 2000)

1. Lacy Smith (2019)	16
2. Kristen Dennis (2001)	14
Hayley Busby (2019)	14
4. Katie Park (2017)	13
Elea Crockett (2004)	13
Heather Field (2002)	13
7. <b>Kelly Ayer (2023)</b>	<b>12</b>
Marcy Bowdren (2013)	12
Sara Larquier (2004)	12
Jenn Wynn (2004)	12
Ruby Rojas (2001)	12
Lori Reese (1999)	12

## EXTRA BASE HITS

1. Sara Larquier (2005)	34
2. Kristen Dennis (2002)	33
3. Sara Larquier (2004)	31
4. Lacy Smith (2019)	30
Hayley Busby (2019)	30
6. Allison Davis (2015)	29
7. Sara Larquier (2003)	28
8. Meg Young (2001)	27
9. Meg Young (2000)	26
10. Heather Field (2004)	25
Heather Field (2003)	25
Kristen Dennis (2001)	25

## MULTIPLE HIT GAMES (SINCE 1999)

1. Meg Young (2001)	27
2. Ruby Rojas (2001)	24
3. Katie Park (2017)	22
4. Sara Larquier (2005)	21
Sara Larquier (2004)	21
Lori Reese (1999)	21
7. Hayley Busby (2019)	20
Allison Davis (2018)	20
Elea Crockett (2005)	20
Kristen Dennis (2002)	20

## MULTIPLE RBI GAMES (SINCE 1999)

1. Sara Larquier (2003)	17
2. Sara Larquier (2005)	14
Ruby Rojas (2002)	14
4. Lacy Smith (2019)	13
Heather Field (2001)	13
Sarah Tacke (2010)	12
Kelly Haller (2007)	12
Sara Larquier (2004)	12
Kristen Dennis (2002)	12
10. Allison Davis (2018)	11
Sarah Tacke (2009)	11
Ruby Rojas (2003)	11
Kristen Dennis (2001)	11
Ruby Rojas (2001)	11

Bold indicates active player



## INDIVIDUAL SINGLE SEASON RECORDS PITCHING &amp; FIELDING

**EARNED RUN AVERAGE**

1. Kristyn Abel (1989)	0.54
2. Lisa Palmer (1989)	0.70
3. Michelle Collins (1991)	0.82
4. Kristyn Abel (1991)	0.89
5. Michelle Collins (1993)	0.95
6. Kristen Dennis (2002)	0.97
7. Kristyn Abel (1990)	0.97
8. Lisa Palmer (1987)	0.98
9. Lisa Palmer (1988)	1.06
10. Lisa Palmer (1986)	1.07

**COMPLETE GAMES**

1. Melanie Mitchell (2010)	34
2. Lisa Palmer (1988)	33
Michelle Collins (1994)	33
4. Lisa Palmer (1989)	31
5. Stacey Zagol (1998)	29
Michelle Collins (1993)	29
7. Melanie Mitchell (2012)	28
Melanie Mitchell (2011)	28
9. Melanie Mitchell (2013)	27
10. Kristyn Abel (1992)	24

**PUTOUTS**

1. Amy Peay (1998)	492
2. Hannah Owings (2004)	432
3. Danni Ingraham (2017)	377
4. Kim Brower (1986)	375
5. Danni Ingraham (2018)	374
6. Brit Gore (2001)	363
7. Lauren McCaskey (2010)	355
8. Margaret Lluy (1985)	354
9. Hannah Owings (2002)	353
10. Kelly Ritch (1995)	344
Lauren McCaskey (2008)	344

**OUTFIELD ASSISTS (Since 2000)**

1. Iyana Hughes (2017)	10
2. Allison Davis (2018)	7
Jessica Taylor (2005)	7
4. Kate Covington (2018)	6
Jackie Greer (2004)	6
6. Valerie Sevilla (2002)	5
Giannina Cipolloni (2011)	5
8. Allison Davis (2016)	4
Iyana Hughes (2015)	4
Lindsey Preuss (2008)	4
Jessica Taylor (2006)	4
Lauren Dennis (2005)	4
Johanna Kaiser (2003)	4
Katie Weinberg (2003)	4

**WINS**

1. Melanie Mitchell (2010)	27
Lisa Palmer (1988)	27
3. Michelle Collins (1994)	25
Lisa Palmer (1989)	25
5. Kristen Dennis (2002)	24
6. Michelle Collins (1993)	23
7. Kristyn Abel (1992)	22
8. Stacey Zagol (1998)	19
Melanie Mitchell (2012)	19
10. Kristen Dennis (2001)	18

**SHUTOUTS**

1. Lisa Palmer (1989)	14
2. Michelle Collins (1993)	13
3. Kristyn Abel (1989)	12
Kristyn Abel (1992)	12
Lisa Palmer (1988)	12
6. Michelle Collins (1994)	11
7. Kristen Dennis (2002)	9
8. Melanie Mitchell (2011)	8
Melanie Mitchell (2010)	8
Stacey Zagol (1998)	8

**ASSISTS**

1. Lisa Palmer (1989)	221
2. Lisa Palmer (1986)	204
3. Sara Larquier (2005)	163
4. Heather Field (2004)	153
5. Jill Bumler (2001)	150
6. Lori Reese (1998)	146
7. Sara Larquier (2004)	145
8. Hayley Busby (2018)	144
9. Karen Breshhears (1998)	143
9. Stacy Holmes (1998)	141
10. Heather Field (2001)	137

**Statistical Notes**

-Games played data for the 1988 season is unavailable  
 -Individual fielding statistics are unavailable for 1980-81, 87-88 seasons  
 -Stolen base attempt data unavailable from 1980-85, 1989 & 1991  
 -Pitching statistics including complete games, shutouts and runs unavailable 1980-81, 1984-85  
 -ERA unavailable for 1980-81 seasons

**STRIKEOUTS**

1. Michelle Collins (1994)	335
2. Melanie Mitchell (2010)	295
3. Kristen Dennis (2002)	293
4. Michelle Collins (1993)	284
5. Melanie Mitchell (2012)	278
6. Melanie Mitchell (2013)	270
7. Melanie Mitchell (2011)	258
8. Stacey Zagol (1998)	201
9. Kristen Dennis (2001)	200
Michelle Collins (1995)	200

**SAVES**

1. Madison Harris (2022)	6
2. Coty Tolar (2006)	5
3. <b>Eden Bigham (2025)</b>	4
<b>Eden Bigham (2024)</b>	4
Erin Horn (2006)	4
6. Mikayla Houge (2021)	3
Allyson Frei (2019)	3
Whitney Holstun (2008)	3
Joanna Barstad (2004)	3
Christina Grimm (2003)	3

**TOTAL FIELDING CHANCES**

1. Amy Peay (1998)	517
2. Hannah Owings (2004)	477
3. Kim Brower (1986)	412
4. Britton Gore (2001)	399
5. Danni Ingraham (2018)	396
Danni Ingraham (2017)	396
6. Hannah Owings (2002)	388
7. Eileen Schmidt (1994)	387
8. Lisa Palmer (1989)	384
9. Kelly Ritch (1995)	382
Margaret Lluy (1985)	382

**FIELDING PERCENTAGE (Min 150 Chances)**

1. Allison Pittman (2011)	1.000
2. Leah Boggs (2023)	.997
3. Michelle Salmieri (2006)	.996
4. Lauren McCaskey (2010)	.995
5. Megan Harris (2014)	.994
6. Margaret Lluy (1983)	.993
7. Danni Ingraham (2016)	.993
8. Danni Ingraham (2017)	.992
9. Hannah Owings (2004)	.992
10. Leah Boggs (2022)	.991
Beth Crimi (1998)	.991

**DOUBLE PLAYS (Since 2000)**

1. Megan Harris (2014)	24
2. Hannah Owings (2004)	21
3. Danni Ingraham (2018)	20
4. Danni Ingraham (2017)	17
5. Hayley Busby (2018)	15
6. Hannah Owings (2003)	14
7. Arizona Ritchie (2021)	13
Ashlee Davis (2018)	13
Sara Larquier (2004)	13
Heather Field (2004)	13

**PITCHING APPEARANCES**

1. Aimee Chapdelaine (2014)	49
2. Melanie Mitchell (2010)	47
3. Erika Osherow (2018)	45
4. Erika Osherow (2017)	44
5. Erika Osherow (2016)	42
Karla Wilburn (2007)	42
7. Melanie Mitchell (2011)	41
Kristen Dennis (2002)	41
Stacy Zagol (1998)	41
Michelle Collins (1994)	41
Coty Tolar (2007)	41
Eileen Schmidt (1994)	41

**PITCHING GAMES STARTED**

1. Aimee Chapdelaine (2014)	46
2. Melanie Mitchell (2010)	44
3. Melanie Mitchell (2011)	37
4. Lisa Palmer (1989)	36
5. Michelle Collins (1994)	35
6. Lisa Palmer (1988)	34
7. Melanie Mitchell (2013)	32
8. Stacey Zagol (1998)	31
Erika Osherow (2017)	31
Melanie Mitchell (2012)	31

**INNINGS PITCHED**

1. Melanie Mitchell (2010)	286.2
2. Michelle Collins (1994)	271.1
3. Lisa Palmer (1988)	270.0
4. Lisa Palmer (1989)	250.0
5. Stacey Zagol (1998)	239.1
6. Melanie Mitchell (2011)	225.2
7. Kristen Dennis (2002)	217.0
Melanie Mitchell (2013)	217.0
9. Erika Osherow (2016)	214.2
10. Michelle Collins (1993)	212.2
Melanie Mitchell (2012)	212.2





## INDIVIDUAL CAREER RECORDS HITTING

**GAMES PLAYED**

1. Heather Field (2001-04)	262
2. Meg Young (1998-01)	261
3. Ruby Rojas (2000-03)	256
4. Kristen Dennis (1999-02)	251
5. Sara Larquier (2003-06)	244
6. Hannah Owings (2001-04)	240
7. Jessica Taylor (2003-06)	234
8. Katie Weinberg (2000-03)	223
Corinne Good (1997-00)	223
10. Elea Crockett (2004-07)	222

**GAMES STARTED (SINCE 1993)**

1. Heather Field (2001-04)	262
2. Meg Young (1998-01)	261
3. Ruby Rojas (2000-03)	250
Kristen Dennis (1999-02)	250
5. Sara Larquier (2003-06)	243
6. Hannah Owings (2001-04)	238
7. Jessica Taylor (2003-06)	232
8. Corinne Good (1997-00)	219
9. Elea Crockett (2004-07)	216
10. Alex Skinkis (2010-13)	210
Giannina Cipolloni (2009-12)	210

**AT-BATS**

1. Meg Young (1998-01)	881
2. Sara Larquier (2003-06)	751
3. Heather Field (2001-04)	742
4. Ruby Rojas (2000-03)	726
5. Kristen Dennis (1999-02)	703
6. Jessica Taylor (2003-06)	684
7. Elea Crockett (2004-07)	667
8. Hannah Owings (2001-04)	658
9. Allison Davis (2015-18)	657
10. Danni Ingraham (2015-18)	652

**BATTING AVERAGE (MIN 200 AB)**

1. Kristen Dennis (1999-02)	255-703	.363
2. Kelly Haller (2007-08)	101-281	.359
3. Heather Field (2001-04)	254-742	.342
4. Ruby Rojas (2000-03)	241-726	.332
5. Sara Larquier (2003-06)	249-751	.332
6. Allison Davis (2015-18)	217-657	.330
7. Karen Sock (1991-92)	70-211	.327
8. Meg Young (1998-01)	285-881	.323
9. Paloma Vanderzanden (1994-96)	117-363	.322
10. Marybeth Daucher (1982-85)	137-427	.321

**RUNS**

1. Heather Field (2001-04)	178
2. Meg Young (1998-01)	149
3. Ruby Rojas (2000-03)	147
4. Allison Davis (2015-18)	146
5. Elea Crockett (2004-07)	136
6. Elysa Calderone (1993-96)	135
7. Sara Larquier (2003-06)	126
8. Jessica Taylor (2003-06)	119
9. Kristen Dennis (1999-02)	114
10. Kelly McCabe (1998-02)	112

**HITS**

1. Meg Young (1998-01)	285
2. Kristen Dennis (1999-02)	255
3. Heather Field (2001-04)	254
4. Sara Larquier (2003-06)	249
5. Ruby Rojas (2000-03)	241
6. Allison Davis (2015-18)	217
7. Elea Crockett (2004-07)	204
8. Jessica Taylor (2003-06)	199
9. Hannah Owings (2001-04)	192
10. Elysa Calderone (1993-96)	186

**DOUBLES**

1. Kristen Dennis (1999-02)	58
2. Sara Larquier (2003-06)	55
3. Meg Young (1998-01)	51
4. Ruby Rojas (2000-03)	50
5. Heather Field (2001-04)	48
6. Jenn Wynn (2002-05)	45
7. Allison Davis (2015-18)	44
8. Lori Reese (1996-99)	40
9. Beth Crimi (1995-98)	39
10. Jamie Hahn (1993-96)	38

**TRIPLES**

1. Meg Young (1998-01)	24
2. Marybeth Daucher (1982-85)	23
3. Elea Crockett (2004-07)	16
Missy Mikolajczak (1988-91)	16
Carol O'Neal (1984-87)	16
Jessica Taylor (2003-06)	16
Giannina Cipolloni (2009-12)	16
8. Sara Larquier (2003-06)	15
Heather Field (2001-04)	15
Eileen Schmidt (1991-94)	15

**HOME RUNS**

1. Sara Larquier (2003-06)	35
2. Tori Gilbert (2019-2023)	34
3. Danni Ingraham (2015-18)	33
4. Sarah Tacke (2007-10)	30
5. <b>Jade Hylton (2023-Present)</b>	29
Lacy Smith (2016-19)	29
Allison Davis (2015-18)	29
Kristen Dennis (1999-02)	29
9. Ruby Rojas (2000-03)	25
10. Katie Goldberg (2020-23)	24
Nicole Koren (2007-10)	24
Heather Field (2001-04)	24

**RUNS BATTED IN**

1. Sara Larquier (2003-06)	181
2. Kristen Dennis (1999-02)	158
3. Ruby Rojas (2000-03)	141
4. Heather Field (2001-04)	140
5. Sarah Tacke (2007-10)	125
6. Allison Davis (2015-18)	111
7. Danni Ingraham (2015-18)	107
8. Hannah Owings (2001-04)	106
9. Eileen Schmidt (1991-94)	102
10. Katie Goldberg (2020-23)	100

**TOTAL BASES**

1. Sara Larquier (2003-06)	439
2. Kristen Dennis (1999-02)	414
3. Meg Young (1998-01)	408
4. Heather Field (2001-04)	404
5. Ruby Rojas (2000-03)	378
6. Allison Davis (2015-18)	370
7. Danni Ingraham (2015-18)	313
8. Sarah Tacke (2006-10)	301
9. Katie Park (2014-17)	277
Marcy Bowdren (2011-14)	277

**SLUGGING PERCENTAGE (MIN 200 AB)**

1. Hayley Busby (2018-19)	.592
2. Kristen Dennis (1999-02)	.589
3. Sarah Tacke (2006-10)	.586
4. Sara Larquier (2003-06)	.585
5. Allison Davis (2015-18)	.563
6. Marybeth Daucher (1982-85)	.553
7. Kelly Haller (2007-08)	.552
8. Heather Field (2001-04)	.544
9. Lacy Smith (2016-19)	.543
10. Tori Gilbert (2019-23)	.521
Ruby Rojas (2000-03)	.521

**WALKS**

1. Heather Field (2001-04)	153
2. Kristen Dennis (1999-02)	144
3. Hannah Owings (2001-04)	85
4. Allison Davis (2015-18)	79
Ruby Rojas (2000-03)	79
6. Sarah Tacke (2007-10)	78
7. Giannina Cipolloni (2009-12)	77
8. Iyana Hughes (2014-17)	70
9. Missy Mikolajczak (1988-91)	69
10. Elysa Calderone (1993-96)	68

**EXTRA BASE HITS**

1. Sara Larquier (2003-06)	105
2. Kristen Dennis (1999-02)	94
3. Heather Field (2001-04)	87
4. Meg Young (1998-01)	83
5. Ruby Rojas (2000-03)	81
6. Sarah Tacke (2007-10)	73
7. Giannina Cipolloni (2009-12)	67
8. <b>Jade Hylton (2023-Present)</b>	66
9. Tori Gilbert (2019-23)	63
10. Katie Park (2014-17)	60
Allison Davis (2015-)	60

**MULTIPLE HIT GAMES (SINCE 1999)**

1. Meg Young (1998-01)	86
2. Kristen Dennis (1999-02)	70
3. Sara Larquier (2003-06)	68
4. Heather Field (2001-04)	63
5. Allison Davis (2015-18)	60
Ruby Rojas (2000-03)	59
7. Elea Crockett (2004-07)	51
8. Jessica Taylor (2003-06)	48
9. Lori Reese (1996-99)	47
10. Katie Park (2014-17)	45

**MULTIPLE RBI GAMES (SINCE 1999)**

1. Sara Larquier (2003-06)	40
2. Ruby Rojas (2000-03)	39
3. Heather Field (2001-04)	37
4. Allison Davis (2015-18)	29
Hannah Owings (2001-04)	29
6. Danni Ingraham (2015-)	28
7. Tori Gilbert (2019-23)	23
Katie Park (2014-17)	23
9. <b>Jade Hylton (2023-Present)</b>	21
Jenn Wynn (2002-05)	21

**SACRIFICE HITS (Since 1992)**

1. Amy Peay (1997-00)	54
2. Jessica Taylor (2003-06)	43
3. Paloma Vanderzanden (1994-96)	42
4. Heather Field (2001-04)	39
Corrine Good (1997-00)	39
6. Karen Breshears (1998-00)	34
Lauren McCaskey (2008-11)	34
8. Joanna Kaiser (2000-03)	33
9. Elea Crockett (2004-07)	31
10. Natalie Annis (1991-94)	30

**SACRIFICE FLIES (Since 1992)**

1. Giannina Cipolloni (2009-12)	11
2. Tori Gilbert (2019-23)	8
Kaitlin Fitzgerald (2015-17)	8
Megan Harris (2012-15)	8
Sara Larquier (2003-06)	8
6. Hannah Owings (2001-04)	7
Kristen Dennis (1999-02)	7
8. Katie Park (2014-17)	6
Elysa Calderone (1993-96)	6
Eileen Schmidt (1991-94)	6

**HIT BY PITCH**

1. Sarah Tacke (2007-10)	37
2. Allison Davis (2015-18)	26
3. Kristen Hawkins (2010-12)	25
4. <b>Sarah Coon (2021-Present)</b>	25
5. Ruby Rojas (2000-03)	24
6. Eileen Schmidt (1991-94)	23
7. Brooke Sorber (2004-07)	21
8. Shelby Barbee (2022-24)	17
9. Jessica Taylor (2003-06)	16
Alexa Martinez (2010-12)	16

**ON-BASE PERCENTAGE (MIN 200 AB)**

1. Kelly Haller (2007-08)	.473
2. Kristen Dennis (1999-02)	.470
3. Heather Field (2001-04)	.460
4. Sarah Tacke (2006-10)	.432
5. Eileen Schmidt (1991-94)	.416
6. Ruby Rojas (2000-03)	.412
7. Allison Davis (2015-18)	.411
8. Gigi Grover (1980-83)	.406
9. Karen Sock (1991-92)	.399
10. Erica Cipolloni (2011-13)	.395

**STOLEN BASES**

1. Giannina Cipolloni (2009-12)	89
2. Heather Field (2001-04)	65
3. Alison Pittman (2008-11)	60
4. Taylor Williams (2010-13)	54
5. Elea Crockett (2004-07)	52
Jessica Taylor (2003-06)	52
Kelly McCabe (1998-02)	52
8. Meg Young (1998-01)	48
9. Maryrose Sullivan (1980-83)	43
10. <b>Jade Hylton (2023-Present)</b>	41

**STOLEN BASE PCT. (MIN 30 ATT)**

1. Iyana Hughes (2014-17)	39-43	.907
2. Giannina Cipolloni (2009-12)	89-100	.890
3. Tori Gilbert (2019-23)	28-32	.875
4. Elysa Calderone (1993-96)	35-41	.854
5. Meghan O'Leary (2005-08)	27-32	.844
6. Bailey Winscott (2019-22)	25-30	.833
Allison Pittman (2008-11)	60-72	.833
8. Lori Reese (1996-99)	34-41	.829
9. Kelly McCabe (1998-02)	52-66	.788
10. Sara Larquier (2003-06)	35-45	.778

\*Since 1992



## INDIVIDUAL CAREER RECORDS PITCHING &amp; FIELDING

**EARNED RUN AVERAGE (MIN 200 IP)**

1. Kristyn Abel (1989-92)	650.1 IP	0.93
2. Lisa Palmer (1986-89)	861.2 IP	0.94
3. Michelle Collins (1991, 93-95)	761.2 IP	1.04
4. Kristen Dennis (1999-02)	612.0 IP	1.36
5. Kerry Lewis (1990-93)	376.0 IP	1.47
6. Marybeth Daucher (1982-85)	504.2 IP	1.79
7. Stacey Zagol (1997-00)	621.2 IP	1.91
8. Christina Quinn (1997-00)	488.2 IP	1.95
9. Terri Troiano (1982-85)	428.1 IP	2.17
10. Erin Horn (2003-06)	645.2 IP	2.35

**WINS**

1. Melanie Mitchell (2010-13)	79
2. Lisa Palmer (1986-89)	74
3. Michelle Collins (1991, 93-95)	72
4. Kristyn Abel (1989-92)	70
5. Erin Horn (2003-06)	61
6. Kristen Dennis (1999-02)	57
7. Stacey Zagol (1997-00)	48
8. Chrissy Quinn (1997-00)	41
9. Karla Wilburn (2006-09)	39
10. Marybeth Daucher (1982-85)	38

**STRIKEOUTS**

1. Melanie Mitchell (2010-13)	1,101
2. Michelle Collins (1991, 93-95)	932
3. Kristen Dennis (1999-02)	702
4. Erin Horn (2003-06)	676
5. Lisa Palmer (1986-89)	628
6. Chrissy Quinn (1997-00)	484
7. Stacey Zagol (1997-00)	449
8. <b>Eden Bigham (2023-Present)</b>	<b>340</b>
9. Kristyn Abel (1989-92)	328
10. Erika Osherow (2016-19)	327

**PITCHING APPEARANCES**

1. Melanie Mitchell (2010-13)	161
2. Erika Osherow (2016-19)	148
3. Erin Horn (2003-06)	145
4. Karla Wilburn (2006-09)	137
5. Lisa Palmer (1986-89)	135
6. Coty Tolar (2004-07)	128
7. Stacy Zagol (1997-00)	121
8. Michelle Collins (1991, 93-95)	118
9. Kristen Dennis (1999-02)	111
10. Kristyn Abel (1989-92)	97

**PITCHING GAMES STARTED**

1. Melanie Mitchell (2010-13)	144
2. Lisa Palmer (1986-89)	112
3. Michelle Collins (1991, 93-95)	103
4. Erika Osherow (2016-19)	93
5. Erin Horn (2003-06)	89
Karla Wilburn (2005-09)	89
7. Stacey Zagol (1997-00)	83
8. Kristyn Abel (1989-92)	82
9. Coty Tolar (2004-07)	79
Kristen Dennis (1999-02)	79

**INNINGS PITCHED**

1. Melanie Mitchell (2010-13)	942.0
2. Lisa Palmer (1986-89)	861.2
3. Michelle Collins (1991, 93-95)	761.2
4. Kristyn Abel (1989-92)	650.1
5. Erin Horn (2003-06)	645.2
6. Stacey Zagol (1997-00)	621.2
7. Kristen Dennis (1999-02)	612.0
8. Erika Osherow (2016-19)	598.0
9. Karla Wilburn (2005-09)	526.2
10. Coty Tolar (2004-07)	519.2

**COMPLETE GAMES**

1. Melanie Mitchell (2010-13)	117
2. Lisa Palmer (1986-89)	102
3. Michelle Collins (1991, 93-95)	93
4. Kristyn Abel (1989-92)	68
5. Stacey Zagol (1997-00)	65
6. Kristen Dennis (1999-02)	56
7. Erin Horn (2003-06)	54
8. Chrissy Quinn (1997-00)	50
9. Erika Osherow (2016-19)	40
10. Kerry Lewis (1990-93)	39

**SHUTOUTS**

1. Michelle Collins (1991, 93-95)	35
2. Lisa Palmer (1986-89)	33
3. Kristyn Abel (1989-92)	30
4. Melanie Mitchell (2010-13)	23
5. Kristen Dennis (1999-02)	18
Stacey Zagol (1997-00)	18
7. <b>Eden Bigham (2023-Present)</b>	<b>12</b>
8. Erin Horn (2003-06)	11
Chrissy Quinn (1997-00)	11
10. Joanna Barstad (2001-04)	9

**SAVES**

1. Madison Harris (2021-2024)	10
2. <b>Eden Bigham (2023-Present)</b>	<b>9</b>
Erin Horn (2003-06)	9
4. Coty Tolar (2004-07)	6
4. Joanna Barstad (2001-04)	6
Melanie Mitchell (2010-13)	5
7. Stacey Zagol (1997-00)	4
8. Lacy Smith (2016-19)	3
Erika Osherow (2016-19)	3
Allyson Frei (2019)	3
Lisa Palmer (1986-89)	3
Karla Wilburn (2005-09)	3
Christina Grimm (2003)	3
Kristen Dennis (1999-2002)	3
Kerry Lewis (1990-1993)	3
Lisa Palmer (1986-1989)	3
Whitney Holstun ('06-'08)	3

**PUTOUTS**

1. Hannah Owings ('01-'04)	1,419
2. Margaret Lluy ('82-'85)	1,179
3. Danni Ingraham (2015-18)	1,030
4. Brit Gore ('00-'03)	920
5. Amy Peay ('97-'00)	877
6. Kristen Hawkins (2010-13)	866
7. Lauren McCaskey (2008-11)	798
8. Kristen Dennis ('99-'02)	796
9. Eileen Schmidt ('91-'94)	771
10. Jenn Wynn ('02-'05)	649

**ASSISTS**

1. Heather Field (2001-04)	526
2. Sara Larquier (2003-06)	485
3. Lori Reese (1996-99)	450
4. Lisa Palmer (1986-89)	425
5. Karen Breshears (1998-00)	400
6. Abby Snyder (2007-10)	388
7. Elea Crockett (2004-07)	381
8. Marybeth Daucher (1982-85)	371
9. Ruby Rojas (2000-03)	368
10. Katie Goldberg (2020-23)	325

**TOTAL FIELDING CHANCES**

1. Hannah Owings (2001-04)	1,560
2. Margaret Lluy (1982-85)	1,275
3. Amy Peay (1997-00)	1,177
4. Danni Ingraham (2015-18)	1,086
5. Heather Field (2001-04)	1,075
6. Brit Gore (2000-03)	1,010
7. Sara Larquier (2003-06)	1,002
8. Kristen Hawkins (2010-13)	993
9. Eileen Schmidt (1991-94)	984
10. Lauren McCaskey (2008-11)	942

**FIELDING PERCENTAGE (Min 200 Chances)**

1. Danni Ingraham (2015-18)	.992
2. Michelle Salmieri (2004-07)	.988
3. Margaret Lluy (1982-85)	.987
4. Allison Pittman (2008-11)	.985
5. Kristen Hawkins (2010-13)	.983
6. Jenn Wynn (2002-05)	.983
7. Hannah Owings (2001-04)	.983
8. Britton Gore (2000-03)	.982
9. Kelley Haller (2007-09)	.982
10. Michelle Daly (1992-93)	.981

**DOUBLE PLAYS (Since 2000)**

1. Danni Ingraham (2015-18)	46
2. Hannah Owings (2001-04)	45
3. Sara Larquier (2003-06)	37
4. Heather Field (2001-04)	33
5. Megan Harris (2012-15)	29
6. Arizona Ritchie (2019-22)	28
Lauren McCaskey (2008-11)	28
8. Madison Labshere (2014-17)	26
9. Katie Goldberg (2020-23)	25
Ashlee Davis (2017-19)	25

**OUTFIELD ASSISTS (Since 2000)**

1. Iyana Hughes (2014-17)	16
2. Jessica Taylor (2003-06)	15
3. Allison Davis (2015-18)	11
4. Taylor Williams (2010-13)	10
5. Giannina Cipolloni (2009-12)	8
Jackie Greer (2003-06)	8
Hedi Velk (2012-15)	8
8. Lauren Dennis (2002-05)	7
Sarah Tacke (2006-10)	7
Lindsey Preuss (2005-08)	7
Johanna Kaiser (2000-03)	7
Katie Weinberg (2000-03)	7

**Statistical Notes**

- Games played data for the 1988 season is unavailable
- Individual fielding statistics are unavailable for 1980-81, 87-88 seasons
- Stolen base attempt data unavailable from 1980-85, 1989 & 1991
- Pitching statistics including complete games, shutouts and runs available 1980-81, 1984-85
- ERA unavailable for 1980-81 seasons



## THE LAST TIME

**A UVA BATTER(S) HAD**

Pinch Hit Home Run	Kelsey Hackett vs. Longwood, 2/24/25
Pinch Hit Grand Slam	never
Leadoff Home Run - In A Game	Jade Hylton vs. Seton Hall, 3/1/25
Leadoff Home Run - In Any Inning	Bella Cabral vs. Delaware - 3rd Inn. (2/23/25)
Back-to-Back Home Runs	MC Eaton, Sarah Coon vs. Hofstra, 3/2/25
Back-to-Back-to-Back Home Runs	Katie Goldberg, Tori Gilbert, Gabby Baylog vs. South Alabama, 3/5/22
Inside the Park HR	Jade Hylton vs. Penn, 2/23/25
Two Home Run Game	Sydney Hartgrove at #17 Virginia Tech, 3/9/25
Three Home Run Game	Sarah Tacke vs Boston College, 4/24/10
Grand Slam	Macee Eaton vs. Seton Hall, 3/1/25
Walk-Off Home Run	Bella Cabral vs. Delaware, 2/23/25
Walk-Off Hit (non-run rule)	Sarah Coon vs. Iowa State, 2/25/24
Pinch Hit Walk-Off	Kailyn Jones vs. North Carolina, 4/1/23
Walk-Off Sac Fly	Abby Weaver vs. NC State, 4/14/24
Walk-Off BB	unknown
Walk-Off WP	unknown
Walk-off Error	vs. JMU, 4/18/23
Four-Hit Game	Lacy Smith at Georgia Tech, 3/17/19
Three-Double Game	McKall Miller vs. Oregon, 2/9/17
Two-Triple Game	Sarah Coon vs. #23 Kentucky, 2/13/25
Four-Run Game	Allison Davis vs. Georgia Tech, 3/10/18
Five-Run Game	Weezy Calderone vs. Coppin St., 3/30/96
Seven-RBI Game	Danni Ingraham at Louisville, 4/8/18
Six-RBI Game	Katie Goldberg vs. Bowling. Green, 5/22/22
Five-RBI Game	Macee Eaton vs. Seton Hall, 3/1/25
Hit for the Cycle	never
Stole Three Bases	Kelly Ayer vs. Saint Francis, 3/5/23
Home Run in 3-Straight Games	Olivia Gott at Pitt, 4/20-4/23/18
Home Run in 5-Straight Games	Allison Davis, 3/3-3/6/18
Hit by a pitch twice in one inning	Unknown

**A UVA PITCHER HAD**

A Complete Game	Eden Bigham vs. Hofstra, 3/1/25
At Home	Eden Bigham vs. Hofstra, 3/1/25
On Road	Eden Bigham at North Carolina, 3/8/24
Neutral Site	Savanah Henley vs. #5 Texas A&M, 2/15/25
By a Freshman	Eden Bigham vs. Liberty, 4/11/23
Consecutive Complete Games	Eden Bigham vs. NC State, 4/12/24 vs. NC State, 4/14/24
A Shutout	Eden Bigham vs. Hofstra, 3/1/25
At Home	Eden Bigham vs. Hofstra, 3/1/25
On Road	Eden Bigham at North Carolina, 3/8/24
Neutral Site	Courtney Layne vs. Saint Francis, 2/9/25
By a Freshman	Eden Bigham vs. Liberty, 4/11/23
Consecutive Shutouts	Melanie Mitchell vs. Drexel (2/12/11) and Kent State (2/18/11)
10 Innings Pitched	Michelle Collins vs. UNC (12 inn.), 4/22/94
19-Strikeout Game	Michelle Collins vs. George Mason, 4/5/94
17-Strikeout Game	Melanie Mitchell at Liberty, 5/3/11
16-Strikeout Game	Melanie Mitchell vs. George Washington, 3/20/13
15-Strikeout Game	Melanie Mitchell vs. Liberty, 4/25/12
14-Strikeout Game	Eden Bigham vs. Lehigh, 2/23/24
13-Strikeout Game	Eden Bigham vs. Lehigh, 2/23/24
12-Strikeout Game	Eden Bigham vs. Lehigh, 2/23/24
11-Strikeout Game	Eden Bigham vs. Lehigh, 2/23/24
10-Strikeout Game	Madi Harris at Villanova, 3/30/24
4 HBP in a Game	Eden Bigham vs. North Carolina, 4/2/23
Perfect Game	Eden Bigham, vs. Hofstra, 3/1/25
Solo No-Hitter	Eden Bigham, vs. Hofstra, 3/1/25
One-Hitter	Eden Bigham vs. Lehigh, 2/23/24
Two-Hitter	Molly Grube at #4 Clemson, 3/18/23

Combined No-Hitter	Alex Formby and Andie Formby vs. Virginia Tech, 4/8/15
Combined One-Hitter	Aly Rayle, Mikayla Houge and Madi Harris at NC State, 3/20/22

**UVA AS A TEAM**

Won in Extra Innings	5-1 at Villanova (8), 3/30/24
Lost in Extra Innings	3-4 (8) vs. #5 Texas A&M, 2/15/25
Back-to-Back Walk-Offs	vs. Howard, George Washington, 2/26/23
Shutout an Opponent	6-0 vs. JMU, 3/11/25
At Home	6-0 vs. JMU, 3/11/25
On Road	3-0 at North Carolina, 3/8/24
On Neutral Field	12-0 (5) vs. Saint Francis, 2/9/25
Back-to-Back Shutouts	1-0 & 5-0, vs. Iowa State & Delaware, 2/25/24
Scored 20 Runs in a Game	21, vs. UMBC, 3/6/93
At Home	21, vs. UMBC, 3/6/93
On Road	22, at Ferrum, 4/1/81
Scored 10 Runs in an Inning	13, vs. Seton Hall, 3/1/25
20 Hits in a Game	21, vs. UMBC, 3/6/91
5 Home Runs in a Game	5, at Pitt, 3/26/23
3 Home Runs in an Inning	3rd vs. South Alabama, 3/5/22
Hit for the Home Run Cycle	Never
Drew 10+ Walks	10 at #17 Virginia Tech, 3/8/25
Left 10-14 Runners on Base	13 at #17 Virginia Tech, 3/8/25
Left 15 Runners on Base	16, vs. Bethune-Cookman, 2/8/19
Turned a Triple Play	vs. North Carolina, 4/3/1998
Hit Into a Triple Play	Lori Reese (SS) to Amy Peay (1B)
Longest Winning Streak	F9-5-4 TP vs. Pitt, 3/10/19
Won Against a Ranked Opponent at Home	25 games, 3/19-4/17/88
Won Against a Ranked Opponent on the Road	3-0, vs. #11 Clemson, 3/24/24
Won Against a Ranked Opponent at Neutral Site	9-2, at #17 Virginia Tech, 3/9/25
Lost to a Ranked Opponent	7-6 vs. #4 UCLA, 2/16/25
Defeated a No. 1 Ranked Opponent	1-6, at #17 Virginia Tech 3/8/25
Swept a No. 1 Ranked Opponent	Never
Swept a Ranked Opponent, 3 Games	Never
Swept a Ranked Opponent on the Road	Never
Swept a Ranked Opponent at Home	Never
Won Series vs. Ranked Opponent	at #3 Duke, 2024
Swept by a Ranked Opponent	at #14 Clemson, 2023
Swept a Conference Opponent	at Pittsburgh, March 24-26, 2023
Swept a Conference Opponent at Home	Pittsburgh, April 22-24, 2022
Swept a Conference Opponent on the Road	at Pittsburgh, March 24-26, 2023
Rallied from a Five-Run Deficit	Down 5 vs. App State, 2/9/20
Committed Six or More Errors	6, vs. JMU, 3/3/20
Did Not Commit an Error in 5-Straight Games	7 games, 4/29/12-2/15/13

**A UVA OPPONENT**

Shutout UVA	0-6, at #3 Tennessee, 5/19/24
Shutout UVA in Two-Straight Games	0-12, 0-6 at #3 Tennessee, 5/18-19/24
Hit a Grand Slam	Kianna Jones - #23 South Carolina, 2/11/24
Threw a No-Hitter	Keely Rochard - Virginia Tech, 3/8/20
Threw a One-Hitter	Alexa Romero - Syracuse, 4/25/21
Hit Three HR in a Game	Caitlin Jordan - Georgia Tech, 4/23/11
Hit an Inside-the-Park HR	JoJo McRae - Maryland, 3/19/19
Hit for The Cycle	Never
Scored 10 Runs in an Inning	Georgia Tech (5th inn.), 3/10/18
Had a Pinch-Hit HR	Sydney Lewis, at Maryland, 3/12/24
Threw a CG	Karlynn Pickens, vs. #3 Tennessee, 5/19/24
Threw a Shutout	Karlynn Pickens, vs. #3 Tennessee, 5/19/24
Had 10+ Strikeouts	14 - Jala Wright, at #3 Duke, 4/19/24
Had 15+ Strikeouts	Danielle Spaulding - UNC, 4/11/09
Walk-Off Home Run	Brooke Blankenship - at South Carolina, 2/7/25
Walk-Off Wild Pitch	Notre Dame - 4/17/21
Walk-Off Walk	Auburn, 2/14/25
Walk-Off Error	at South Carolina, 2/6/25



## SINGLE GAME RECORDS

TEAM		INDIVIDUAL	
<b>Offense</b>		<b>Offense</b>	
At-Bats	46 vs. Pitt (2/28/15)	At-Bats:	6 (Many times)
Runs	27 vs. Coppin State (3/30/96) vs. Lynchburg (1980)	Runs:	5 Weezy Calderone vs. Coppin St. (3/30/96)
Hits	21 vs. UMBC (3/6/93)	Hits:	4 (many times – last 5 times listed)
Doubles	7 vs. Delaware State (3/21/15)		Lacy Smith at Georgia Tech, 3/17/19
Triples	5 vs. UMBC (3/6/93)		Lacy Smith vs. Northern Kentucky, 2/15/19
Home Runs	5 at Boston College (4/24/10) at Elon (2/19/17) vs. Georgetown (4/18/17) vs. UMBC (3/3/18) at Pitt (3/26/23)	Doubles:	3 (4 times)
Total Bases	36 vs. UMBC (3/6/93)		McKall Miller vs. Oregon (2/9/17)
Runs Batted In	19 vs. UMBC (3/6/93)		Brooke Sorber vs. BC (3/31/07)
Walks	14 vs. UMES (2/24/23)		Ruby Rojas vs. Bowling Green (3/16/03)
Hit By Pitches	6 vs. Colgate (2/25/12)	Triples:	2 (8 times - last 5 times listed)
Stolen Bases	10 vs. Howard (2/26/23)		Sarah Coon vs. #23 Kentucky (2/13/25)
Sacrifice Hits	7 vs. Portland St. (3/16/00)		Megan Harris vs. George Mason (3/11/15)
Sacrifice Flies	3 vs. GW (2/21/15)		Gianna Cipolloni vs. UC Davis (3/15/12)
Strikeouts	18 vs. UNC (4/11/09) vs. Virginia Tech (3/18/06) vs. GW (3/20/13)	Home Runs:	3 Sarah Tacke vs. Boston College (4/24/10)
		Total Bases:	12 Sarah Tacke vs. Boston College (4/24/10)
		Runs Batted In:	7 Danni Ingraham at Louisville (4/8/18)
		Walks:	4 Jamie Hahn vs. Coppin State (3/30/95)
			(3 times)
		Hit By Pitches:	3 Allison Davis vs. George Mason (3/11/15)
			Elysa Calderone vs. Coppin St. (3/30/96)
			Julie Amaon vs. Coppin State (3/30/96)
		Stolen Bases:	4 Shelby Barbee vs. NC State (4/13/24)
			Kristen Hawkins vs. Colgate (2/25/12)
		Sacrifice Hits:	3 Kelly Ayer vs. Saint Francis (3/5/23)
			Jody Smith vs. UNC (4/18/92)
			Iyana Hughes at UNCW (3/6/16)
		Sacrifice Flies:	2 Iyana Hughes vs. W. Michigan (2/10/17)
			Kaitlin Fitzgerald vs. GW (2/21/15)
		Hitting Streak:	16 Sara Larquier vs. St. Joseph's (3/3/06)
			Lacy Smith (3/1-3/22/19)
		<b>Defense</b>	
		Putouts:	21 Cristy Chiappe vs. Penn State (3/14/97)
		Assists:	9 (4 times)
			Lauren Heintzelman vs. Radford (3/6/16)
			Marcy Bowdren vs. George Mason (3/27/14)
			Joanna Barstad vs. St. Mary's (3/13/02)
			Michelle Collins vs. Western Illinois (3/10/91)
		Errors:	4 (3 times)
			Allison Davis vs. Delaware State (3/20/15)
			Carly Winter vs. North Florida (2/29/08)
			Karen Sock vs. Florida State (3/14/92)
		<b>Pitching</b>	
		Innings Pitched:	12 Michelle Collins vs. UNC (4/22/94)
			Michelle Collins vs. Yale (3/14/94)
		Strikeouts:	19 Michelle Collins vs. George Mason (4/5/94)
			Lisa Palmer vs. Davis & Elkins (4/12/89)
		Walks Allowed:	11 Jessica Edwards vs. Bowling Green (3/24/01)
		Runs Allowed:	16 Alex Formby vs. GW (2/21/15)
		Hits Allowed:	18 Aimee Chapdelaine vs. Syracuse (3/16/14)
			Allee Rife vs. Radford (3/24/08)
		ER Allowed:	14 Alex Formby vs. Syracuse (4/25/15)
			Aimee Chapdelaine vs. Syracuse (3/16/14)
		HR Allowed:	6 Alex Formby vs. Syracuse (4/25/15)
<b>Misc. Team</b>			
Longest Game	14 innings vs. UNC (4/1/87)		
Largest Margin of Victory	27 (27-0) vs. Lynchburg (1980)		
Largest Losing Margin	21 (3-24) vs. UNC (3/28/15)		
Longest Win Streak	25 games 3/19-4/17/1988		



## 2025 STAT TRACKER

Multiple Hit Games	2	3	4	5+	Total
Jade Hylton	5	2	-	-	7
Kelly Ayer	6	1	-	-	7
Bella Cabral	3	3	-	-	6
MC Eaton	5	-	-	-	5
Reece Holbrook	5	-	-	-	5
Kailyn Jones	4	-	-	-	4
Macee Eaton	3	-	-	-	3
Sarah Coon	2	-	-	-	2
Sydney Hartgrove	2	-	-	-	2
<b>TEAM</b>	<b>35</b>	<b>6</b>	<b>0</b>	<b>0</b>	<b>41</b>

Multiple RBI Games	2	3	4	5+	Total
Macee Eaton	6	2	1	1	10
Bella Cabral	5	1	-	-	6
MC Eaton	5	1	-	-	6
Jade Hylton	4	-	2	-	6
Kelly Ayer	2	1	-	-	3
Sarah Coon	2	-	-	-	2
Kelsey Hackett	2	-	-	-	2
Alex Call	1	-	-	-	1
Melissa Carr	1	-	-	-	1
Madison Greene	1	-	-	-	1
Reece Holbrook	-	1	-	-	1
Kailyn Jones	1	-	-	-	1
<b>TEAM</b>	<b>30</b>	<b>7</b>	<b>3</b>	<b>1</b>	<b>41</b>

Hitting Streaks	Longest	Current
Macee Eaton	12	12
Kelly Ayer	10	10
Bella Cabral	8	1
Jade Hylton	7	1
Kailyn Jones	6	-
Sarah Coon	5	-
Sydney Hartgrove	4	2
Alex Call	3	-
MC Eaton	3	-
Kelsey Hackett	3	-
Kassidy Hudson	3	-
Brie Biddle	2	2
Melissa Carr	2	2
Madison Greene	2	2
Reece Holbrook	2	-
Kamyria Woody-Giggetts	1	-

Reached Base Streaks	Longest	Current
Bella Cabral	16	16
Jade Hylton	14	4
Macee Eaton	12	12
Kelly Ayer	11	11
Sarah Coon	10	4
Kelsey Hackett	9	9
Kailyn Jones	8	8
Alex Call	5	-
MC Eaton	5	-
Sydney Hartgrove	5	5
Reece Holbrook	4	4
Kassidy Hudson	4	4
Brie Biddle	3	3
Melissa Carr	2	2
Madison Greene	2	2
Addison Thompson	1	-
Kamyria Woody-Giggetts	1	-

## 2025 HOME RUN TRACKER

No.	Name	Date	Opponent	On-Base	Inn	Outs	Count	Score	Final
1	Macee Eaton	2/7	at South Carolina	2	1	1	1-1	3-0	6-7
2	Bella Cabral	2/14	vs. Auburn	0	1	2	2-2	1-0	6-7 (8)
3	Sydney Hartgrove	2/14	vs. Auburn	0	6	0	3-2	5-3	6-7 (8)
4	MC Eaton	2/16	vs. #4 UCLA	1	7	1	0-2	7-6	7-6
5.	Bella Cabral	2/22	PENN	0	6	0	3-2	3-1	5-1
6.	Jade Hylton	2/23	PENN	0	1	0	0-1	1-0	3-0
7.	MC Eaton	2/23	DELAWARE	2	1	2	0-0	4-0	11-2 (6)
8.	Bella Cabral	2/23	DELAWARE	0	3	0	3-1	5-1	11-2 (6)
9.	Bella Cabral	2/23	DELAWARE	1	6	2	1-0	11-2	11-2 (6)
10.	MC Eaton	2/24	LONGWOOD	1	1	2	1-0	3-0	10-0 (5)
11.	Jade Hylton	2/24	LONGWOOD	1	2	1	1-1	5-0	10-0 (5)
12.	Jade Hylton	2/24	LONGWOOD	1	3	2	1-0	8-0	10-0 (5)
13.	Kelsey Hackett	2/24	LONGWOOD	1	4	1	0-0	10-0	10-0 (5)
14.	MC Eaton	2/28	CORNELL	0	3	1	3-2	4-0	8-0 (6)
15.	Macee Eaton	2/28	SETON HALL	2	1	2	1-2	3-0	11-6
16.	Kelsey Hackett	2/28	SETON HALL	1	5	2	0-0	8-2	11-6
17.	Jade Hylton	2/28	SETON HALL	1	6	1	0-1	11-6	11-6
18.	Jade Hylton	3/1	SETON HALL	0	1	0	2-1	1-3	18-5 (5)
19.	Macee Eaton*	3/1	SETON HALL	3	4	1	3-1	18-3	18-5 (5)
20.	MC Eaton^	3/1	HOFSTRA	0	3	0	2-0	5-0	17-0 (5)
21.	Sarah Coon^	3/1	HOFSTRA	0	3	0	2-1	6-0	17-0 (5)
22.	Kailyn Jones	3/2	HOFSTRA	1	3	1	2-1	9-1	12-1 (5)
23.	Macee Eaton	3/2	HOFSTRA	1	3	2	3-2	12-1	12-1 (5)
24.	Sarah Coon	3/9	at #17 Virginia Tech	0	2	2	1-2	1-0	9-2
25.	Sydney Hartgrove	3/9	at #17 Virginia Tech	0	5	0	0-0	2-2	9-2
26.	Macee Eaton	3/9	at #17 Virginia Tech	0	6	1	0-1	3-2	9-2
27.	Sydney Hartgrove	3/9	at #17 Virginia Tech	1	6	2	3-2	5-2	9-2
28.	Bella Cabral	3/11	JMU	0	1	2	1-0	1-0	6-0

\* Grand Slam

^ Back-to-back home runs



## STARTING LINEUP BY POSITION

DATE	OPP.	P	C	1B	2B	3B	SS	LF	CF	RF	DP
2/6	at South Carolina	Bigham	Coon	M. Eaton	Holbrook	Cabral	Hylton	Jones	Ayer	Hackett	MC Eaton
2/7	at South Carolina	Hodges	Hartgrove	M. Eaton	Holbrook	Cabral	Hylton	Jones	Ayer	MC Eaton	Coon
2/7	vs. ECU	Henley	Coon	M. Eaton	Holbrook	Cabral	Hylton	Jones	Ayer	Hackett	MC Eaton
2/8	vs. Toledo	Hodges	Hartgrove	M. Eaton	Holbrook	Cabral	Hylton	Jones	Ayer	MC Eaton	Coon
2/9	vs. Saint Francis	Layne	Hartgrove	M. Eaton	Holbrook	Cabral	Hylton	Woody-Giggetts	Ayer	MC Eaton	Coon
2/13	vs. #23 Kentucky	Layne	Coon	M. Eaton	Holbrook	Cabral	Hylton	Jones	Ayer	Heckett	MC Eaton
2/14	vs. Auburn	Bigham	Hartgrove	M. Eaton	Holbrook	Cabral	Hylton	Jones	Ayer	MC Eaton	Coon
2/15	vs. #5 Texas A&M	Henley	Hartgrove	M. Eaton	Holbrook	Cabral	Hylton	Jones	Ayer	MC Eaton	Coon
2/15	vs. San Diego State	Hodges	Coon	M. Eaton	Holbrook	Cabral	Hylton	Hackett	Ayer	MC Eaton	Hartgrove
2/16	vs. #4 UCLA	Layne	Hartgrove	M. Eaton	Holbrook	Cabral	Hylton	Jones	Ayer	MC Eaton	Coon
2/22	PENN	Cuozzo	Coon	M. Eaton	Holbrook	Cabral	Hylton	Jones	Ayer	MC Eaton	Hartgrove
2/22	DELAWARE	Layne	Hartgrove	M. Eaton	Holbrook	Cabral	Hylton	Jones	Ayer	MC Eaton	Coon
2/23	PENN	Hodges	Coon	M. Eaton	Holbrook	Cabral	Hylton	Jones	Ayer	MC Eaton	Hartgrove
2/23	DELAWARE	Bigham	Hartgrove	M. Eaton	Cabral	Coon	Hylton	Jones	Ayer	MC Eaton	Holbrook
2/24	LONGWOOD	Cuozzo	Hartgrove	M. Eaton	Holbrook	Cabral	Hylton	Jones	Ayer	MC Eaton	Coon
2/28	CORNELL	Layne	Hartgrove	M. Eaton	Cabral	Coon	Hylton	Jones	Ayer	MC Eaton	Holbrook
2/28	SETON HALL	Cuozzo	Coon	M. Eaton	Holbrook	Cabral	Hylton	Jones	Ayer	MC Eaton	Hartgrove
3/1	SETON HALL	Layne	Coon	M. Eaton	Holbrook	Cabral	Hylton	Jones	Ayer	MC Eaton	Hartgrove
3/1	HOFSTRA	Bigham	Hartgrove	M. Eaton	Holbrook	Cabral	Hylton	Jones	Ayer	MC Eaton	Coon
3/2	HOFSTRA	Cuozzo	Hartgrove	M. Eaton	Holbrook	Cabral	Hylton	Jones	Ayer	MC Eaton	Coon
3/4	LONGWOOD	Henley	Hartgrove	M. Eaton	Cabral	Coon	Hylton	Jones	Ayer	MC Eaton	Holbrook
3/7	at #17 Virginia Tech	Bigham	Hartgrove	M. Eaton	Cabral	Coon	Hylton	Jones	Ayer	MC Eaton	Holbrook
3/8	at #17 Virginia Tech	Cuozzo	Hartgrove	M. Eaton	Cabral	Coon	Hylton	Jones	Ayer	MC Eaton	Holbrook
3/9	at #17 Virginia Tech	Henley	Hartgrove	M. Eaton	Cabral	Coon	Hylton	Jones	Ayer	MC Eaton	Holbrook
3/11	JMU	Cuozzo	Carr	M. Eaton	Holbrook	Cabral	Hylton	Jones	Ayer	MC Eaton	Hartgrove



## STARTING LINEUP BY BATTING ORDER

DATE	OPP.	1	2	3	4	5	6	7	8	9
2/6	at South Carolina	Hylton	Ayer	Cabral	M. Eaton	Coon	MC Eaton	Holbrook	Hackett	Jones
2/7	at South Carolina	Hylton	Ayer	Cabral	M. Eaton	Coon	MC Eaton	Holbrook	Hartgrove	Jones
2/7	vs. ECU	Hylton	Ayer	Cabral	M. Eaton	MC Eaton	Coon	Holbrook	Hackett	Jones
2/8	vs. Toledo	Hylton	Ayer	Cabral	M. Eaton	MC Eaton	Coon	Holbrook	Hartgrove	Jones
2/9	vs. Saint Francis	Hylton	Ayer	Cabral	M. Eaton	MC Eaton	Coon	Holbrook	Hartgrove	Woody-Giggetts
2/13	vs. #23 Kentucky	Hylton	Ayer	Cabral	M. Eaton	Coon	MC Eaton	Holbrook	Hackett	Jones
2/14	vs. Auburn	Hylton	Ayer	Cabral	M. Eaton	Coon	MC Eaton	Holbrook	Hartgrove	Jones
2/15	vs. #5 Texas A&M	Hylton	Ayer	Cabral	M. Eaton	MC Eaton	Coon	Hartgrove	Holbrook	Jones
2/15	vs. San Diego State	Hylton	Ayer	Cabral	M. Eaton	Coon	Hartgrove	MC Eaton	Holbrook	Hackett
2/16	vs. #4 UCLA	Hylton	Ayer	Cabral	M. Eaton	Coon	MC Eaton	Hartgrove	Holbrook	Jones
2/22	PENN	Hylton	Ayer	Cabral	M. Eaton	MC Eaton	Coon	Hartgrove	Holbrook	Jones
2/22	DELAWARE	Hylton	Ayer	Cabral	M. Eaton	MC Eaton	Coon	Hartgrove	Holbrook	Jones
2/23	PENN	Hylton	Ayer	Cabral	M. Eaton	MC Eaton	Coon	Hartgrove	Holbrook	Jones
2/23	DELAWARE	Hylton	Ayer	Cabral	M. Eaton	MC Eaton	Coon	Hartgrove	Holbrook	Jones
2/24	LONGWOOD	Hylton	Ayer	Cabral	M. Eaton	MC Eaton	Coon	Hartgrove	Holbrook	Jones
2/28	CORNELL	Hylton	Ayer	Cabral	M. Eaton	MC Eaton	Coon	Hartgrove	Holbrook	Jones
2/28	SETON HALL	Hylton	Ayer	Cabral	M. Eaton	MC Eaton	Coon	Hartgrove	Holbrook	Jones
3/1	SETON HALL	Hylton	Ayer	Cabral	M. Eaton	MC Eaton	Coon	Hartgrove	Holbrook	Jones
3/1	HOFSTRA	Hylton	Ayer	Cabral	M. Eaton	MC Eaton	Coon	Hartgrove	Holbrook	Jones
3/2	HOFSTRA	Hylton	Ayer	Cabral	M. Eaton	MC Eaton	Coon	Hartgrove	Holbrook	Jones
3/4	LONGWOOD	Hylton	Ayer	Cabral	M. Eaton	MC Eaton	Coon	Hartgrove	Holbrook	Jones
3/7	at #17 Virginia Tech	Hylton	Ayer	Cabral	M. Eaton	MC Eaton	Coon	Hartgrove	Holbrook	Jones
3/8	at #17 Virginia Tech	Hylton	Ayer	Cabral	M. Eaton	MC Eaton	Coon	Hartgrove	Holbrook	Jones
3/9	at #17 Virginia Tech	Hylton	Ayer	Cabral	M. Eaton	MC Eaton	Coon	Hartgrove	Holbrook	Jones
3/11	JMU	Hylton	Ayer	Cabral	M. Eaton	MC Eaton	Hartgrove	Holbrook	Carr	Jones



**2025 Virginia Softball  
Overall Statistics for Virginia (as of Mar 11, 2025)  
(All games Sorted by Batting avg)**



Record: 18-7 Home: 12-0 Away: 1-4 Neutral: 5-3 ACC: 1-2

Player	avg	gp-gs	ab	r	h	2b	3b	hr	rbi	tb	slg%	bb	hp	so	gdp	ob%	sf	sh	sb-att	po	a	e	fld%	
30 Bella Cabral	.400	25-25	70	13	28	9	0	5	21	52	.743	6	5	5	2	.459	4	2	0-1	28	59	3	.967	
34 Kelly Ayer	.351	25-25	74	24	26	6	2	0	14	36	.486	10	0	4	0	.419	2	2	8-10	25	1	1	.963	
10 Jade Hylton	.338	25-25	77	27	26	5	5	5	22	56	.727	10	3	9	0	.429	1	2	5-5	21	47	4	.944	
24 Sydney Hartgrove	.313	22-22	48	9	15	2	0	3	7	26	.542	11	1	10	0	.443	1	2	0-0	99	6	1	.991	
19 Macee Eaton	.288	25-25	73	16	21	4	1	5	33	42	.575	9	0	18	0	.366	0	0	3-3	165	3	2	.988	
16 M.C. Eaton	.284	25-25	67	11	19	5	1	5	16	41	.612	6	0	22	1	.342	0	0	1-1	10	1	1	.917	
32 Reece Holbrook	.274	25-25	62	11	17	9	2	0	9	30	.484	6	0	13	1	.333	1	0	2-4	23	24	6	.887	
7 Sarah Coon	.254	25-24	63	12	16	2	3	2	7	30	.476	14	1	13	0	.392	1	0	2-3	62	18	0	1.000	
-----																								
4 Brie Biddle	.667	4-0	3	2	2	0	0	0	0	2	.667	1	0	1	0	.750	0	0	0-0	0	0	0	.000	
18 Melissa Carr	.500	6-1	4	1	2	1	0	0	2	3	.750	1	0	1	0	.600	0	0	0-0	12	1	0	1.000	
9 Alex Call	.444	10-0	9	1	4	1	0	0	5	5	.556	2	0	2	0	.545	0	0	0-0	1	6	0	1.000	
27 Madison Greene	.444	12-0	9	4	4	1	0	0	2	5	.556	0	0	2	0	.444	0	0	1-1	3	0	0	1.000	
8 Cassidy Hudson	.375	21-0	8	3	3	0	0	0	1	3	.375	1	0	1	0	.444	0	1	0-1	6	0	0	1.000	
2 Kailyn Jones	.358	24-23	53	16	19	2	5	1	7	34	.642	5	1	7	0	.417	1	1	6-6	13	1	1	.933	
1 Kelsey Hackett	.250	23-4	16	12	4	0	0	2	6	10	.625	8	2	0	0	.500	2	0	3-3	12	1	0	1.000	
6 K. Woody-Giggetts	.167	18-1	6	10	1	0	0	0	1	1	.167	0	0	1	0	.167	0	0	5-6	2	0	0	1.000	
28 Addison Thompson	.000	4-0	2	2	0	0	0	0	0	0	.000	0	1	0	0	.333	0	0	0-0	0	0	0	.000	
Totals	.321	25	644	174	207	47	19	28	153	376	.584	90	14	109	4	.409	13	10	36-44	484	190	20	.971	
Opponents	.223	25	602	72	134	18	0	13	64	191	.317	88	12	155	7	.331	4	9	6-11	453	147	31	.951	

LOB - Team (146), Opp (162). DPs turned - Team (8), Opp (6). CI - Team (1), S. Hartgrove 1.

**(All games Sorted by Earned run avg)**

Player	era	w-l	app	gs	cg	sho	sv	ip	h	r	er	bb	so	2b	3b	hr	b/avg	wp	hp	bks	sfa	sha
26 Savanah Henley	2.04	5-1	15	4	1	0/4	1	48.0	45	16	14	21	52	7	0	0	.247	5	2	0	1	3
14 Eden Bigham	2.65	5-3	14	5	2	1/0	4	42.1	34	23	16	30	43	4	0	2	.211	4	7	0	0	1
3 Courtney Layne	3.34	2-0	12	6	1	1/2	1	29.1	22	17	14	17	31	1	0	7	.202	5	1	0	0	1
-----																						
23 Julia Cuozzo	2.06	3-1	7	6	0	0/3	0	17.0	14	5	5	8	15	0	0	2	.241	1	2	0	1	4
20 Ava Hodges	2.55	3-2	9	4	0	0/2	0	24.2	19	11	9	12	14	6	0	2	.207	2	0	0	2	0
Totals	2.52	18-7	25	25	4	7/5	6	161.1	134	72	58	88	155	18	0	13	.223	17	12	0	4	9
Opponents	6.77	7-18	25	25	4	0/0	2	151.0	207	174	146	90	109	47	19	28	.321	23	14	0	13	10

PB - Team (4), S. Hartgrove 4, Opp (5).





2025 VIRGINIA CAVALIERS

No.	Name	Pos.	B/T	Ht.	Yr.	Hometown/High School (Previous)	PRONUNCIATION GUIDE
1	Kelsey Hackett	OF	R/R	5-4	Jr.	Appomattox, Va./Appomattox County	2 <b>Kailyn</b> Jones (KAY-lin)
2	Kailyn Jones	OF	L/R	5-3	Sr.	Grayson, Ga./Grayson	4 <b>Brie</b> Biddle (BREE)
3	Courtney Layne	LHP	L/L	5-3	Jr.	Appomattox, Va./Appomattox County	6 <b>Kamyria</b> Woody- <b>Giggetts</b> (kuh-MY-ruh) (JIG-etts)
4	Brie Biddle	IF/OF	R/R	5-10	So.	Charlotte, N.C./Cannon School	10 Jade <b>Hylton</b> (HILL-ton)
6	Kamyria Woody-Giggetts	OF	L/R	5-1	So.	Halifax, Va./Halifax County	14 Eden <b>Bigham</b> (BIG-um)
7	Sarah Coon	UT	R/R	5-5	Sr.	Elmira, N.Y./Elmira	17 <b>Reagan</b> Hickey (RAY-ginn)
8	Kassidy Hudson	OF	L/L	5-9	Jr.	Chesapeake, Va./Hickory	20 <b>Ava</b> Hodges (AY-vuh)
9	Alex Call	IF	R/R	5-6	Fr.	Bradenton, Fla./Parrish Community	23 Julia <b>Cuozzo</b> (COO-zoh)
10	Jade Hylton	IF	R/R	5-5	Jr.	Martinsville, Va./Bassett	30 Bella <b>Cabral</b> kuh-BRELL
14	Eden Bigham	RHP	R/R	5-6	Jr.	Rustburg, Va./Rustburg	32 Kelly <b>Ayer</b> (AIR)
16	MC Eaton	UT	R/R	5-9	Jr.	Charlotte, N.C./Charlotte Christian School	
17	Reagan Hickey	UT	R/R	5-8	Fr.	Atlanta, Ga./The Mount Vernon School	Jeff <b>Tylka</b> TILL-kuh
18	Melissa Carr	C	R/R	5-6	So.	Windsor, Va./Windsor	
19	Macee Eaton	IF	L/R	5-7	So.	Wheelersburg, Ohio/Wheelersburg	
20	Ava Hodges	RHP	R/R	5-7	Fr.	Zebulon, N.C./North Raleigh Christian Acad.	
23	Julia Cuozzo	RHP	R/R	6-0	So.	Mechanicsville, Va./Hanover	
24	Sydney Hartgrove	C	R/R	5-9	Sr.	Hampstead, N.C./Topsail	
26	Savanah Henley	LHP	L/L	5-6	Gr.	Mechanicsville, Va./Mechanicsville	
27	Madison Greene	UT	R/R	5-5	Fr.	Purcellville, Va./Loudoun Valley	
28	Addison Thompson	OF	R/R	5-9	Fr.	Chesterfield, Va./Clover Hill	
30	Bella Cabral	IF	R/R	5-3	So.	Choctaw, Okla./Choctaw	
32	Reece Holbrook	IF/OF	R/R	5-8	Sr.	Cumming, Ga./Wesleyan	
34	Kelly Ayer	UT	L/R	5-4	Sr.	Mechanicsville, Va./Atlee	

COACHING STAFF

Head Coach: Joanna Hardin (Biola University, 2005/ninth season)  
 Associate Head Coach: Jeff Tylka (Knox College, 2001/second season)  
 Assistant Coach: Jamie Allred (McNeese State, 2016/second season)  
 Assistant Coach: Caty Reeves (Cal Baptist, 2010/first season)  
 Director of Player Development: Ellis Laveen



2024 VIRGINIA CAVALIERS RADIO & TV ROSTER



**KELSEY HACKETT**  
Jr. OF · 5-4 · R/R  
Appomattox, Va.  
(Appomattox County)



**KAILYN JONES**  
Sr. OF · 5-3 · L/R  
Grayson, Ga.  
(Grayson HS)



**COURTNEY LAYNE**  
Jr. LHP · 5-3 · R/R  
Appomattox, Va.  
(Appomattox County)



**BRIE BIDDLE**  
So. IF · 5-10 · R/R  
Charlotte, N.C.  
(Cannon School)



**KAMYRIA WOODY-GIGGETTS**  
So. OF · 5-1 · L/R  
Halifax, Va.  
(Halifax HS)



**SARAH COON**  
Sr. IF · 5-5 · R/R  
Elmira, N.Y.  
(Elmira HS)



**KASSIDY HUDSON**  
Jr. OF · 5-9 · L/L  
Chesapeake, Va.  
(Hickory HS)



**ALEX CALL**  
Fr. IF · 5-6 · R/R  
Bradenton, Fla.  
(Parrish Community HS)



**JADE HYLTON**  
Jr. IF · 5-5 · R/R  
Martinsville, Va.  
(Bassett HS)



**EDEN BIGHAM**  
Jr. RHP · 5-6 · R/R  
Rustburg, Va.  
(Rustburg HS)



**MC EATON**  
Jr. UT · 5-9 · R/R  
Charlotte, N.C.  
(Charlotte Christian School)



**REAGAN HICKEY**  
Fr. C/UTL · 5-7 · R/R  
Atlanta, Ga.  
(The Mount Vernon School)



**MELISSA CARR**  
So. C · 5-6 · R/R  
Windsor, Va.  
(Windsor HS)



**MACEE EATON**  
So. IF/UT · 5-7 · L/R  
Wheelersburg, Ohio  
(Wheelersburg HS)



**AVA HODGES**  
Fr. RHP · 5-7 · R/R  
Zebulon, N.C.  
(North Raleigh Christian Academy)



**JULIA CUOZZO**  
So. RHP · 6-0 · R/R  
Mechanicsville, Va.  
(Hanover HS)



**SYDNEY HARTGROVE**  
Jr. C · 5-9 · R/R  
Harrisstead, N.C.  
(Topsail HS)



**SAVANNAH HENLEY**  
Jr. LHP · 5-5 · L/L  
Mechanicsville, Va.  
(Mechanicsville HS)



**MADISON GREENE**  
Fr. IF · 5-5 · R/R  
Purcellville, Va.  
(Loudoun County)



**ADDISON THOMPSON**  
Fr. OF · 5-9 · R/R  
Chesterfield, Va.  
(Clover Hill HS)



**BELLA CABRAL**  
So. IF · 5-3 · R/R  
Choctaw, Okla.  
(Choctaw HS)



**REECE HOLBROOK**  
Sr. IF/OF · 5-8 · R/R  
Cumming, Ga.  
(Wesleyan HS)



**KELLY AYER**  
Sr. OF · 5-4 · L/R  
Mechanicsville, Va.  
(Atlee HS)



**JOANNA HARDIN**  
HEAD COACH  
Ninth Season



**JEFF TYLKA**  
ASSOCIATE HEAD COACH  
Second Season



**JAMIE ALLRED**  
ASSISTANT COACH  
Second Season



**CATHY REEVES**  
ASSISTANT COACH  
First Season



**ELLIS LAVEEN**  
DIRECTOR OF PLAYER DEVELOPMENT  
First Season



**ALDEN FONTANA**  
ATHLETIC TRAINER  
Third Season