



VIRGINIATM

VIRGINIA ATHLETICS MEDIA RELATIONS
295 Massie Road, Room 154
Charlottesville, VA 22904
Men's Basketball Contact: Erich Bacher
O: (434) 982-5530 **C:** (720) 318-5538
E-mail: bacher@virginia.edu
Web: VirginiaSports.com
Twitter: @UVMensHoops, @ErichJBacher

25 NCAA TOURNAMENT APPEARANCES · 2019 NCAA CHAMPIONS · 3 NCAA FINAL FOURS · 11 ALL-AMERICANS · 27 ALL-ACC FIRST TEAM SELECTIONS

GAME INFORMATION**Date/Time:** Wednesday, March 12, 2025 / 12 p.m.**Site:** Charlotte, N.C. / Spectrum Center (17,500)**TV:** ESPN; **Online:** ESPN.com/watch & ESPN+

Dave O'Brien, Cory Alexander, Angel Gray

Virginia Sports Radio Network:

John Freeman (pxp), Jimmy Miller (analyst)

Satellite Radio: SiriusXM (81),SXM App (<https://sxm.app.link/SXM81>)**Live Stats:** VirginiaSports.com**Twitter:** @UVMensHoops**Virginia vs. Georgia Tech:** 50-40**Charlottesville:** 28-11 (11-1 John Paul Jones Arena)**Atlanta:** 17-24 (5-2 McCamish Pavilion)**Neutral:** 5-5**First:** Dec. 20, 1947 (L, 50-48 in Atlanta)**Last:** Feb. 8, 2025 (W, 75-61 at JPJ)**Winning Streak:** Virginia, 13 games

VS.

**NO. 9 SEED VIRGINIA (15-16, 8-12 ACC)**

Interim Head Coach: Ron Sanchez (SUNY Oneonta, 1992)

Virginia: 15-16 (1st season), Career: 87-94 (6th season)

NO. 8 SEED GEORGIA TECH (16-15, 10-10 ACC)

Head Coach: Damon Stoudamire (Arizona, 1995)

Georgia Tech: 30-33 (2nd season), Career: 100-111 (6th season)

FOR OPENERS

- No. 9 seed Virginia (15-16) battles No. 8 seed Georgia Tech (16-15) in the second round of the 2025 ACC Tournament.
- The ACC Tournament returns to Charlotte for the first time since 2019 when UVA lost to Florida State in the semifinals before winning six game to claim the NCAA championship.
- Isaac McKneely earned All-ACC honorable mention honors after leading the ACC in 3-point percentage at 41 percent along with a team-high 14 points per game.
- Dai Dai Ames has averaged 14.8 points during his 10-game double-figure streak.
- Ron Sanchez returns to the Queen City after serving as head coach at Charlotte from 2018-23.
- Virginia is 14-19 all-time in Charlotte (3-2 vs. Davidson, 1-0 vs. Florida, 8-14 in the ACC Tournament and 2-3 in the NCAA Tournament).
- The Cavaliers are 4-4 at the former Time Warner Cable Arena and current Spectrum Center.

UVA ALL-TIME IN THE ACC TOURNAMENT

- Virginia is the No. 9 seed in the ACC Tournament for the fourth time (1998, 1999, 2010, 2025) and first since 2010.
- UVA's No. 9 seed is its lowest since its No. 9 seed in 2010.
- UVA has posted a 1-3 mark as the No. 9 seed in tournament with all three appearances in North Carolina (Greensboro 1998 and 1999 and Charlotte 2010).
- The Cavaliers are 47-66 all-time in the ACC Tournament and 8-14 in Charlotte, reaching the title game in 1990 and 1994.
- UVA captured ACC Tournament titles as the No. 6 seed in 1976, No. 1 seed in 2014 and No. 1 seed in 2018.
- UVA is 2-0 in the second round of the ACC Tournament.
- UVA has advanced to the semifinals in eight of the last 10 ACC tournaments.

ALL-TIME VS. GEORGIA TECH

- Virginia is 50-40 all-time vs. Georgia Tech, including a 5-5 mark in ACC tournament action, in a series that dates to 1947-48.
- UVA meets Georgia Tech in the ACC Tournament for the first time since posting a 72-52 win over the Yellow Jackets in the 2016 ACC quarterfinals in Washington, D.C.
- The Cavaliers have a 13-game win streak in the series, including a 75-61 win on Feb. 8 at John Paul Jones Arena.
- Georgia Tech's last win vs. the Cavaliers in the series was a 68-64 victory in Atlanta on Jan. 9, 2016.
- Virginia is 20-2 in its last 22 games against Georgia Tech.

LAST TIME VS. THE YELLOW JACKETS

- Isaac McKneely scored 20 points to lead Virginia to a 75-61 win over Georgia Tech on Tony Bennett Day on Feb. 8.
- Dai Dai Ames added 18 points and Andrew Rohde chipped in 11 points and nine assists.
- UVA made 11 3-pointers and won the rebound battle 38-24.
- Naithan George led the Yellow Jackets (11-13) with 20 points.

HOOPS IN THE NATIONAL RANKINGS

- UVA ranks 28th nationally in 3-point percentage (37.6%), 35th in turnovers per game (10.2), 37th in assist/turnover ratio (1.47), 44th in scoring defense (66.8) and 46th in fouls per game (15.2).

LAST TIME OUT

- Eddie Lampkin tallied 25 points and 10 rebounds to lead Syracuse past Virginia, 84-70, in ACC action on March 8 at JMA Wireless Dome.
- Lampkin was 11-for-12 from the field and 3-for-3 from the foul line on Senior Day.
- Jyare Davis and Lucas Taylor each had 15 points for Syracuse.
- Syracuse shot 59.6 percent and netted 42 points in the paint.
- The Orange outrebounded the Cavaliers 31-17.
- Jacob Cofie led UVA with 13 points and Dai Dai Ames added 10 points.

HOO ARE THESE CAVALIERS?

- Virginia returns two starters (Isaac McKneely and Andrew Rohde) along with Blake Buchanan and Taine Murray from last season's team that finished third in the ACC (13-7) and advanced to the NCAA First Four.
- In 2023-24, McKneely started 33 games, averaged 12.3 points and shot 44.5 percent from 3-point range, while Rohde started 27 games and averaged 4.3 points and 2.7 assists.
- Buchanan averaged 3.4 points and 3.1 rebounds in 15 minutes per game, while Murray netted 3.3 points per game.
- McKneely leads the team in scoring (14 ppg), 3-pointers (94) and 3-point percentage (41%).
- Saunders ranks second on the team in scoring (10.5 ppg) and rebounding (5.1 rpg).
- Andrew Rohde (9.4 ppg, 4.3 apg) leads the team in assists and steals (32) and ranks third in scoring.
- Jacob Cofie (7.1 ppg, 4.6 rpg) leads the team in steals (32) and ranks second in blocks (26) and third in rebounding.
- Dai Dai Ames (8.9 ppg, 41.9% 3FGs) is shooting 56.2 percent from the field and 44.4 percent from 3-point range during his 10-game double-figure streak.
- Blake Buchanan (5.5 ppg, 5.4 rpg) has recorded 10 or more rebounds in three contests.
- Taine Murray (4.1 ppg, 40.5% 3FG), Ishan Sharma (3.4 ppg, 33.3% 3FG), Anthony Robinson (3.6 ppg, 2.4 rpg) and TJ Power (1.3 ppg, 1.0 rpg) round out the rotation.
- The Cavaliers have made six or more 3-pointers in 28 games, including a season-high 14 against Villanova and 10 or more in 10 games (8-2).
- UVA is 10-1 when outrebounding its opponent.
- UVA is shooting 44.9 percent from the field, 37.6 percent from 3-point range and 75.1 percent from the free throw line (42.8% FG, 35.8% 3FG, 63.7% FT last season).

2024-25 SCHEDULE/RESULTS**15-16, 8-12 ACC**

Date	Opponent	TV	Time/Result
Nov. 6	Campbell	ACCNX	W, 65-56
Nov. 11	Coppin State	ACCNX	W, 62-45
Nov. 15	vs. Villanova #	TNT	W, 70-60
Nov. 21	vs. Tennessee (11) \$	CBSS	L, 64-42
Nov. 22	vs. St. John's (22) \$	CBSS	L, 80-55
Nov. 26	Manhattan	ACCN	W, 74-65
Nov. 29	Holy Cross	ACCNX	W, 67-41
Dec. 4	at Florida (13) %	ESPN2	L, 87-69
Dec. 7	at SMU *	The CW	L, 63-51
Dec. 12	Bethune-Cookman	ACCN	W, 59-41
Dec. 18	Memphis (21)	ESPN2	L, 64-62
Dec. 22	American	ACCN	W, 63-58
Dec. 31	NC State *	ESPN2	W, 70-67
Jan. 4	Louisville *	ACCN	L, 70-50
Jan. 8	at California *	ESPN2	L, 75-61
Jan. 11	at Stanford *	ESPNU	L, 88-65
Jan. 15	SMU *	ACCN	L, 54-52
Jan. 18	at Louisville *	ESPN2	L, 81-67
Jan. 21	Boston College *	ACCN	W, 74-56
Jan. 25	Notre Dame *	ESPN2	L, 74-59
Jan. 29	at Miami *	ESPNU	W, 82-71
Feb. 1	Virginia Tech *	ACCN	L, 75-74
Feb. 3	at Pittsburgh *	ESPN	W, 73-57
Feb. 8	Georgia Tech *	The CW	W, 75-61
Feb. 15	at Virginia Tech *	The CW	W, 73-70
Feb. 17	Duke (3) *	ESPN	L, 80-62
Feb. 22	at North Carolina *	ESPN2	L, 81-66
Feb. 26	at Wake Forest *	ESPNU	W, 83-75
Mar. 1	Clemson (13) *	ESPN2	L, 71-58
Mar. 4	Florida State *	ACCN	W, 60-57
Mar. 8	at Syracuse *	ACCN	L, 84-70
Mar. 12	vs. Georgia Tech **	ESPN	Noon

Home games in Bold and All Times Eastern

- Hall of Fame Series, Baltimore, Md.

\$ - Baha Mar Hoops Championship, Nassau, Bahamas

% - SEC/ACC Challenge

* - ACC Game

** - ACC Tournament, Charlotte, N.C.

PRONUNCIATION GUIDE

Dai Dai Ames	Day Day
Jacob Cofie	Co-FEE
Andrew Rohde	Roadie
Ishan Sharma	E-Shon

VIRGINIA'S STARTING LINEUP AT SYRACUSE (3/8/25)

Pos.	No.	Player (Hometown)	Yr.	Ht.	Wt.	PPG	RPG	NOTES
G	7	Dai Dai Ames (Chicago, Ill.)	So.	6-1	190	8.9	2.0(a)	25 starts, 27 PTS vs. Pitt, 10+ PTS in 14 GMS; KSU transfer
G	11	Isaac McKneely (Poca, W.Va.)	Jr.	6-4	195	14.0	2.9(a)	41.8% career 3FG, 7 20-point GMS (13 career); 26 PTS at Miami
G	4	Andrew Rohde (Milwaukee, Wis.)	Jr.	6-6	200	9.4	4.3(a)	10+ PTS/14 GMS, 99 AST/25 TO last 19 GMS, St. Thomas transfer
F	2	Elijah Saunders (Phoenix, Ariz.)	Jr.	6-8	240	10.5	5.1	10+ PTS in 13 GMS, 37.5% 3FG (33 of 88), SDSU transfer
F	0	Blake Buchanan (Coeur d'Alene, Idaho)	So.	6-11	227	5.5	5.4	16 PTS/9 REB at UM, 11 PTS/15 REB vs. SMU, 10+ REBS/3 GMS
OFF THE BENCH								
F	5	Jacob Cofie (Seattle, Wash.)	Fr.	6-10	232	7.1	4.6	10+ PTS/10 GMS, 2 double-doubles, 17 PTS vs. ND
G	10	Taine Murray (Auckland, N.Z.)	Sr.	6-5	208	4.1	1.6	Career high 20 PTS at Miami; 40.5% 3FG, 10+ PTS/4 GMS
G	9	Ishan Sharma (Milton, Ont.)	Fr.	6-5	192	3.4	1.3	12 PTS (4 of 7 3FGs) vs. BC, 10 PTS vs. SMU; 2+ 3's in 8 GMS
F/C	21	Anthony Robinson (Peachtree City, Ga.)	R-Fr.	6-10	250	3.6	2.4	15 PTS, 7 REB, 2 BLK at VT; 8 PTS & 6 REB at Syracuse
F	23	TJ Power (Shrewsbury, Mass.)	So.	6-9	221	1.3	1.0	Played 24 GMS; 5 PTS vs. Villanova; Duke transfer

REPLACING A LEGEND

• Ron Sanchez was named Dean and Markel Families Men's Interim Head Basketball Coach on Oct. 18 after three-time National Coach of the Year Tony Bennett retired.

• Sanchez, who spent 10 seasons on Bennett's staff at UVA in two different stints (2009-19 & 2023-24), posted a 72-78 record as head coach at Charlotte from 2018-23.

• Bennett, who is UVA's all-time winningest men's basketball coach, posted a 364-136 mark in 15 seasons at UVA and 433-169 career mark in 18 seasons overall.

• The three-time National (2007, 2015 and 2018) and four-time ACC Coach of the Year (2014, 2015, 2018 and 2019) guided UVA to its 10 NCAA tournaments and a pair of NIT berths.

• Bennett led UVA to six ACC regular-season titles (2014, 2015, 2018, 2019, 2021, 2023), two ACC Tournament titles (2014 and 2018) and one NCAA national championship (2019).

VIRGINIA INTERIM HEAD COACH RON SANCHEZ

• Ron Sanchez is in his 11th year with the Virginia men's basketball program and first as Dean and Markel Families Men's Interim Head Basketball Coach.

• Sanchez served nine seasons on Bennett's staff from 2009-18, the last three as associate head coach. During his time on Grounds, the Cavaliers won 212 games, three ACC regular-season titles and two ACC Tournament titles while making six appearances in the NCAA Tournament and one NIT appearance.

• The Cavaliers earned three No. 1 seeds in the NCAA Tournament and won 29 or more games four times. UVA won 31 games and reached No. 1 in the AP rankings for the first time since 1982-83 during Sanchez' last season at UVA in 2017-18.

• He returned to UVA as associate head coach in 2023-24 as the Cavaliers posted a 23-11 record and 13-7 mark in the ACC.

• Sanchez served as head coach at Charlotte from 2018-23, posting a 72-78 record over five seasons.

• Under Sanchez' leadership at Charlotte, the 49ers won 16 or more games in three seasons, including a 22-14 record in 2022-23. His last season at Charlotte was highlighted by the 49ers' first-ever postseason tournament title when they won four games in five days in Daytona Beach, Fla., at the 2023 Discount Tire College Basketball Invitational.

• Sanchez also served as an assistant coach on Tony Bennett's staff for three seasons at Washington State from 2006-09, helping the Cougars to a pair of NCAA Tournament appearances and one NIT berth. Washington State reached the second round of the NCAA Tournament in 2007 and Sweet 16 in 2008. The Cougars tied the school record with 26 wins in 2006-07 and 2007-08.

THE VIRGINIA WAY

• The Virginia Way is built on Tony Bennett's five pillars of humility, passion, unity, servanthood and thankfulness.

• The Virginia Way is playing defense, taking quality shots, sharing and taking care of the basketball, stopping transition, rebounding and playing more defense.

• UVA has finished in the top six nationally in scoring defense in each of the past 13 seasons and led the nation in the category six times.

OUR DEFENSE NEVER RESTS

• UVA ranks 44th nationally in scoring defense (66.2 ppg).

• The Cavaliers have limited 15 of their opponents to 65 or fewer points and outrebounded 11 foes (10-1).

• UVA has forced 10 shot clock violations.

• In 2023-24, UVA ranked third nationally in scoring defense (59.7 ppg), seventh in fouls per game (13.5), 19th in field goal percentage defense (40.6), 20th in blocks per game (5.0) and 25th in 3-point field goal percentage defense (30.5).

• The Cavaliers ranked sixth nationally in scoring defense from 2021-23.

ABOUT THE 2024-25 SCHEDULE

• Six of Virginia's 15 losses have come against ranked foes (Tennessee, St. John's, Florida, Memphis, Duke, Clemson).

• UVA has suffered six conference losses at home and six conference losses on the road.

LOOK AWAY

• Virginia is 5-9 away from home and 4-7 in true road contests.

• The Cavaliers are averaging 66.2 points and allowing 74 points in 13 games away from Charlottesville.

• UVA has allowed 80 or points in six away games (St. John's, Florida, Stanford, Louisville, North Carolina, Syracuse).

RELY ON ELI

• Junior transfer Elijah Saunders, who missed three games due to injury, has led UVA in scoring in eight contests, including 19 points at then-No. 13 Florida.

• Saunders recorded his first career double-double with 11 points and career-best 10 rebounds at Cal.

• He tallied his second double-double with 19 points and 10 rebounds at Louisville.

• Saunders netted a career-high 22 points against NC State and

NATIONAL DEFENSIVE POINTS PER GAME SINCE 2009-10

Year	School	Pts/Gm	Rank
2009-10	Virginia	63.6	54th
2010-11	Virginia	62.4	36th
2011-12	Virginia	54.2	2nd
2012-13	Virginia	55.6	5th
2013-14	Virginia	55.7	1st
2014-15	Virginia	51.5	1st
2015-16	Virginia	60.1	2nd
2016-17	Virginia	56.4	1st
2017-18	Virginia	54.0	1st
2018-19	Virginia	56.1	1st
2019-20	Virginia	52.4	1st
2020-21	Virginia	60.5	6th
2021-22	Virginia	60.1	6th
2022-23	Virginia	60.5	6th
2023-24	Virginia	59.7	3rd
2024-25	Virginia	66.8	44th

21 versus American.

• Saunders, who is shooting 37.5 percent from 3-point range and 82.4 percent from the free throw line, has reached double figures in scoring in 13 games.

CALL HIM MCKNEELY

• Junior Isaac McKneely ranks third on UVA's all-time 3-point percentage list at 41.8 percent.

• McKneely ranks fifth all-time at UVA with 226 3-pointers.

• McKneely's 6 of 6 effort from 3-point range vs. Villanova marked a Cavalier single-game record for most made 3's without a miss.

• McKneely's 12 3-pointers in back-to-back games against Syracuse and NCCU last season were the most at UVA in a two-game span since Kyle Guy made 13 in 2019.

• McKneely has made six or more 3-pointers in seven games and two or more 3-pointers in 61 games (22 this season).

• McKneely's recent 33-game 3-pointer streak dating back to 2023-24 ranks second all-time at UVA behind Curtis Staples' 50-game streak from 1995-96.

• McKneely ranks first in the ACC in 3-point percentage (41%), second in 3-pointers made per game (3.0) and eighth in minutes per game (34.5 mpg).

• His 94 3-pointers rank sixth on UVA single-season list.

• McKneely (1,062 career points) ranks 48nd on UVA's all-time scoring list. He needs 10 points to move into 47th on the list.

MOST IMPROVED HOO

• Junior Andrew Rohde has been UVA's most improved player.

• Rohde, who transferred to UVA from St. Thomas (Minn.), is averaging 9.4 points and 4.3 assists this season after averaging 4.3 points and 2.7 assists last season.

• Rohde has improved his accuracy in 2024-25, shooting 43.4 percent from the field and 41.2 percent from distance (29.3% FG, and 25.7% 3FG last season).

• He has reached double figures in scoring in 14 games, including his UVA high of 17 points vs. Florida State and a pair of 16-point efforts (Louisville, Boston College).

• Rohde ranks fifth in the ACC in assist-to-turnover ratio (2.3) and seventh assists (4.3 apg).

• Rohde led the ACC with a 3.4 assist-to-turnover ratio in ACC games only and ranked fifth in assists (5.2 apg).

• Rohde dished 34 consecutive assists without a turnover from Jan. 25-Feb. 15.

• Rohde is the first UVA player with 25 consecutive assists without a turnover since at least 1998-99.

SEATTLE'S BEST COFIE

• Seattle, Wash., native Jacob Cofie has made an impact.

• Cofie, who has started 16 games, has two double-doubles and leads the team in steals (32), and ranks second in blocks (26), third in rebounding (4.6 rpg) and fifth in scoring (7.1 ppg).

• He is the first UVA freshman to reach double figures in scoring in his first three games since Sylven Landesberg in 2008-09.

• Cofie's 16 points (7 of 8 FGs) in his collegiate debut were the most in a UVA debut since transfer Jayden Gardner had 18 vs. Navy in 2021-22.

• Cofie's 11-point, 11-rebound double-double against Coppin State was the first by a UVA freshman since redshirt DeAndre Hunter had 14 points and 10 boards vs. Pitt on Feb. 24, 2018.

• Cofie tallied 12 points and 10 rebounds against Bethune-Cookman for his second double-double.

• He has reached double figures in scoring in 10 games, including a season-high 17 points vs. Notre Dame, 13 points at Syracuse and 12 points at Wake Forest.

SUPER 70s AND AWESOME 80s

• Virginia is 177-13 all-time when scoring 70 or more points since 2009-10 (9-2 in 2024-25).

• UVA was 11-0 when scoring 70 or more points in 2023-24.

• Virginia is 48-1 all-time when scoring 80 or more points (2-0 in 2024-25) since 2009-10 with their lone loss a 93-81 setback at North Carolina in 2012-13.



INTERIM HEAD COACH RON SANCHEZ

EDUCATION

College: SUNY Oneonta, 1997

COACHING EXPERIENCE

1998-99	SUNY Oneonta	Assistant Coach
1999-00	SUNY Delhi	Associate Head Coach
2000-01	SUNY Delhi	Associate Head Coach
2001-02	Indiana	Volunteer Assistant Coach
2002-03	Indiana	Volunteer Assistant Coach
2003-04	Washington State	Director of Basketball Operations
2004-05	Washington State	Director of Basketball Operations
2005-06	Washington State	Director of Basketball Operations
2006-07	Washington State	Assistant Coach
2007-08	Washington State	Assistant Coach
2008-09	Washington State	Assistant Coach
2009-10	Virginia	Assistant Coach
2010-11	Virginia	Assistant Coach
2011-12	Virginia	Assistant Coach
2012-13	Virginia	Assistant Coach
2013-14	Virginia	Assistant Coach
2014-15	Virginia	Assistant Coach
2015-16	Virginia	Associate Head Coach
2016-17	Virginia	Associate Head Coach
2017-18	Virginia	Associate Head Coach
2018-19	Charlotte	Head Coach
2019-20	Charlotte	Head Coach
2020-21	Charlotte	Head Coach
2021-22	Charlotte	Head Coach
2022-23	Charlotte	Head Coach
2023-24	Virginia	Associate Head Coach
2024-25	Virginia	Interim Head Coach

SANCHEZ HEAD COACHING RECORD

Year	School	Record (Conf)	Postseason
2018-19	Charlotte	8-21 (5-13)	
2019-20	Charlotte	16-13 (10-8)	
2020-21	Charlotte	9-16 (5-11)	
2021-22	Charlotte	17-14 (10-8)	
2022-23	Charlotte	22-14 (9-11)	CBI Champions
2024-25	Virginia	15-16 (8-12)	
Total	6 seasons	87-94 (47-54)	4-0
Charlotte	5 seasons	72-78 (39-42)	4-0
Virginia	1 season	15-16 (8-12)	

SANCHEZ VS. 2024-25 OPPONENTS

Opponent	Career	Virginia
Coppin State	2-0	1-0
Campbell	1-0	1-0
Villanova	1-0	1-0
Tennessee	0-1	0-1
Baylor	0-0	0-0
St. John's	0-1	0-1
Manhattan	1-0	1-0
Holy Cross	1-0	1-0
Florida	0-1	0-1
SMU	0-2	0-2
Bethune-Cookman	1-0	1-0
Memphis	0-1	0-1
American	1-0	1-0
NC State	1-0	1-0
Louisville	0-2	0-2
Cal	0-1	0-1
Stanford	0-1	0-1
Notre Dame	0-1	0-1
Boston College	1-0	1-0
Miami	1-0	1-0
Virginia Tech	1-1	1-1
Pitt	1-0	1-0
Georgia Tech	1-0	1-0
Duke	0-1	0-1
North Carolina	0-1	0-1
Wake Forest	2-2	1-0
Clemson	0-1	0-1
Florida State	1-0	1-0
Syracuse	0-1	0-1

HOLDING FOES UNDER 50

- UVA is 118-2, including a 3-0 mark in 2024-25, when limiting foes to fewer than 50 points since 2009-10.
- UVA is 29-0 when holding foes to fewer than 40 since 2009-10.

THERE'S NO PLACE LIKE HOME

- Virginia is 256-63 (.803), including a 10-7 mark in 2024-25, in 19 seasons at John Paul Jones Arena.
- UVA is 40-10 in its last 50 home contests.
- UVA is 104-11 in non-league action at JPJ since 2009-10.
- UVA has won 10+ home games for 16 straight seasons.

UVA VS. RANKED OPPONENTS

- UVA is 53-53 against ranked foes since 2009-10.
- UVA is 0-6 against ranked foes in 2024-25.
- UVA was 1-3 vs. ranked opponents in 2023-24, defeating then-No. 14 Texas A&M 59-47.
- UVA's 11 ranked wins in 2018-19 marked a school record.
- UVA is 164-344 vs. ranked opponents since 1953-54.
- UVA is 1-31 all-time vs. No. 1-ranked opponents (86-73 win vs. No. 1 North Carolina on Jan. 30, 1986).

CAVALIERS IN THE NBA

- Reece Beekman (Brooklyn), Malcolm Brogdon (Washington), Ryan Dunn (Phoenix), Anthony Gill (Washington), Sam Hauser (Boston), Jay Huff (Memphis), De'Andre Hunter (Cleveland), Ty Jerome (Cleveland) and Trey Murphy III (New Orleans) are former Cavaliers who are currently playing in the NBA.
- In addition, Indiana head coach Rick Carlisle is a Virginia alum who led Dallas to an NBA title and helped the Cavaliers to an NCAA Final Four in 1984.

RETURN OF THE MOP

- Former UVA All-American Kyle Guy has returned to UVA as an Athlete Development Mentor/Special Assistant. Guy was the Most Outstanding Player at the 2019 NCAA Final Four as UVA captured its first national championship. Guy played professionally for five seasons from 2019-24. He was selected by the New York Knicks with the 55th pick in the second round of the 2019 NBA Draft and played three seasons in the NBA including two years with Sacramento (2019-21) and one with Miami (2021-22). Guy spent the last two seasons in Spain (Jovenut and Tenerife) and Greece (Panathinaikos).

OTHER SEASON STORYLINES

- For the first time since 2013-14, UVA's lineup does not include an All-ACC lead guard:
 - 2014: Malcolm Brogdon - All-ACC First Team
 - 2015: Brogdon - All-ACC First Team
 - 2016: Brogdon - All-ACC First Team
 - 2017: London Perrantes - All-ACC Second Team
 - 2018: Ty Jerome - All-ACC Third Team
 - 2019: Jerome - All-ACC Second Team
 - 2020: Kihei Clark - All-ACC Third Team
 - 2021: Clark - All-ACC Honorable Mention
 - 2022: Clark/Reece Beekman - All-ACC Honorable Mention
 - 2023: Clark/Reece Beekman - All-ACC Third Team
 - 2024: Beekman - All-ACC Second Team
- Promising sophomore Elijah Gertrude will miss the 2024-25 after suffering an offseason knee injury.
- Starting point guard Jalen Warley transferred out of the program on Oct. 29 after coming to UVA from Florida State after the 2023-24 season.
- Tony Bennett's son, Eli, is a practice player on the team and junior at UVA. Bennett made his UVA debut against Bethune-Cookman and recorded a steal in 30 seconds of action.
- Eli Bennett was also a practice player at Charlotte for Ron Sanchez and played three game as a freshman in 2021-22.
- In addition to Eli Bennett, practice player Markus Rouse made his collegiate debut against Boston College.

VIRGINIA PICKED FIFTH IN THE ACC

- Virginia was fifth in the 2024-25 ACC Tipoff Preseason Poll and finished ninth in the final standings.
- The Cavaliers have finished at or higher than their predicted finish in 14 of the last 17 seasons.

2023-24 SEASON HIGHLIGHTS

- Virginia earned its 26th NCAA Tournament berth and 12th consecutive postseason berth in 2023-24.
- UVA won 23 or more games for the 10th time under former head coach Tony Bennett and 13 or more ACC games for the ninth time under Bennett.

ON THE HORIZON

- The Virginia-Georgia Tech winner will play No. 1 seeded Duke (28-3, 19-1 ACC) on Thursday (March 13) at the Spectrum Center in Charlotte, N.C. Tipoff is set for Noon on ESPN.

STARTING LINEUPS

Opponent	1	2	3	4	5
Campbell	Rohde	McKneely	Power	Saunders	Buchanan
Coppin St.	Ames	McKneely	Power	Saunders	Buchanan
Villanova	Ames	McKneely	Power	Saunders	Buchanan
Tennessee	Ames	McKneely	Power	Saunders	Buchanan
St. John's	Ames	McKneely	Power	Saunders	Buchanan
Manhattan	Ames	McKneely	Rohde	Saunders	Buchanan
Holy Cross	Ames	McKneely	Rohde	Saunders	Buchanan
@Florida	Ames	McKneely	Rohde	Saunders	Buchanan
@SMU	Ames	McKneely	Rohde	Saunders	Buchanan
Bethune	Murray	McKneely	Rohde	Saunders	Buchanan
Memphis	Ames	McKneely	Rohde	Saunders	Cofie
American	Ames	McKneely	Rohde	Saunders	Cofie
NC State	Ames	McKneely	Rohde	Saunders	Cofie
Louisville	Murray	McKneely	Rohde	Saunders	Cofie
California	Murray	McKneely	Rohde	Saunders	Cofie
Stanford	Sharma	McKneely	Rohde	Saunders	Cofie
SMU	Ames	McKneely	Rohde	Saunders	Cofie
Louisville	Ames	McKneely	Rohde	Saunders	Cofie
BC	Ames	McKneely	Rohde	Saunders	Cofie
ND	Ames	McKneely	Rohde	Saunders	Cofie
Miami	Ames	McKneely	Murray	Buchanan	Cofie
VT	Ames	McKneely	Murray	Buchanan	Cofie
Pitt	Ames	McKneely	Rohde	Buchanan	Cofie
GT	Ames	McKneely	Rohde	Buchanan	Cofie
VT	Ames	McKneely	Rohde	Buchanan	Cofie
Duke	Ames	McKneely	Rohde	Buchanan	Cofie
UNC	Ames	McKneely	Rohde	Saunders	Buchanan
WF	Ames	McKneely	Rohde	Saunders	Buchanan
Clemson	Murray	McKneely	Rohde	Saunders	Buchanan
FSU	Ames	McKneely	Rohde	Saunders	Buchanan
Syracuse	Ames	McKneely	Rohde	Saunders	Buchanan

SERIES VS. GT

Overall: 14-6 • H: 6-2 • R: 6-2 • N: 2-2

Last 10 vs. the Yellow Jackets

Date	W/L	Score	H/A/N
2-21-18	W	65-54	H
2-27-19	W	81-51	H
1-18-20	W	63-58	A
1-23-21	W	64-62	H
2-10-21	W	57-49	A
2-12-22	W	63-53	H
12-31-22	W	74-56	A
1-20-24	W	75-66	A
3-9-24	W	72-57	H
2-8-25	W	75-61	H

RECORDS WATCH

Career 3-point Percentage

No.	Name	3-Point Percentage
1.	Kyle Guy (2017-19)	.425
2.	Keith Friel (2000-01)	.421
3.	Isaac McKneely (2023-)	.418

Career 3-pointers

No.	Name	3-Pointers
1.	Curtis Staples (1995-98)	413
2.	Joe Harris (2011-14)	263
3.	Kyle Guy (2017-19)	254
4.	Harold Deane (1994-97)	237
5.	Isaac McKneely (2023-)	226

Season 3-pointers

No.	Name	3-Pointers
1.	Curtis Staples (1997-98)	130
2.	Kyle Guy (2018-19)	120
3.	Curtis Staples (1994-95)	103
4.	Curtis Staples (1996-97)	98
5.	Isaac McKneely (2024-25)	94
	Todd Billet (2002-03)	94

UVA SINCE 2009-10:

	All	2024-25
Leading at the half	301-35	12-2
Trailing at the half	69-110	3-14
Tied at the half	10-6	0-0
Playing Overtime	14-11	0-0
Shooting 50% or better	147-13	8-1
Shooting between 40-49.9%	186-56	6-8
Shooting less than 40%	46-83	1-7
Opponents shoot 50% or better	29-44	2-6
Opponents shoot less than 50%	349-108	12-10
UVA outrebounds its opponent	258-40	10-1
Opponent outrebounds UVA	111-107	5-15
Teams are tied in rebounds	10-5	0-0
UVA has 10 or more steals	37-5	2-0
UVA shoots 70% FT or better	230-82	11-12
UVA shoots less than 70% FT	149-71	4-5
Scoring fewer than 50 points	11-28	0-1
Scoring 50-59 points	53-55	1-6
Scoring 60-69 points	138-55	5-7
Scoring 70-79 points	129-12	7-2
Scoring 80-89 points	44-1	2-0
Scoring more than 90 points	4-0	0-0
Allowing fewer than 50 points	118-2	3-0
Allowing fewer than 40 points	29-0	0-0
Playing in John Paul Jones Arena	218-47	10-7
Playing on the road	100-75	4-7
Playing on a neutral court	61-30	1-2
Game decided by 1-4 points	61-53	3-3
Game decided by 5-10 points	97-37	5-0
Game decided by 11+ points	221-62	7-13
Playing at night	264-102	11-9
Playing in the afternoon	115-50	4-7
Playing on Monday	37-18	2-1
Playing on Tuesday	62-17	4-0
Playing on Wednesday	68-21	3-4
Playing on Thursday	25-12	1-1
Playing on Friday	40-13	2-1
Playing on Saturday	108-61	3-9
Playing on Sunday	38-10	1-0
Playing in November	89-18	5-2
Playing in December	65-22	3-3
Playing in January	91-37	2-6
Playing in February	78-44	4-4
Playing in March	54-31	1-2
Playing in April	2-0	0-0

CAVALIERS IN THE PROS

Justin Anderson (2013-15), Barcelona Lassa (Spain)
Darion Atkins (2012-15), Sigortam.net (Turkey)
Reece Beekman (2021-24), Brooklyn (NBA)
Malcolm Brogdon (2012-16), Washington (NBA)
Kihei Clark (2019-23), Kumamoto Volters (Japan)
Mamadi Diakite (2016-20), Valley Suns (G League)
Ryan Dunn (2023-24), Phoenix (NBA)
Armaan Franklin (2022-23), College Park (G League)
Jayden Gardner (2022-23), Rasta Vechta (Germany)
Anthony Gill (2014-16), Washington (NBA)
Jake Groves (2024), B.Braun Sheffield (England)
Devon Hall (2015-18), Fenerbahce Beko Istanbul (Turkey)
Sam Hauser (2021), Boston (NBA)
Jay Huff (2018-21), Memphis (NBA)
De'Andre Hunter (2017-19), Cleveland (NBA)
Ty Jerome (2017-19), Cleveland (NBA)
Nigel Johnson (2018), Abejas de Leon (Mexico)
Braxton Key (2019-20), Santa Cruz (G League)
Jerome Meyinsse (2007-10), Mets de Guaynabo (P Rico)
Laurynas Mikalauskas (2006-08), NA Klaipeda (Lithuania)
Jordan Minor (2024), Long Island Nets (G League)
Akil Mitchell (2011-14), Qingdao (China)
Trey Murphy III (2021), New Orleans (NBA)
London Perrantes (2014-17), Kolossos HH (Greece)
Mike Scott (2008-12), Gigantes de Carolina (Puerto Rico)
Kody Statmann (2019-22), Cairns Taipans (Australia)
Mike Tobey (2013-16), Draemland Gran Canaria (Spain)
Ben Vander Plad (2023), Jamtland (Sweden)
Tomas Woldehensae (2020-21), Napoli (Italy)

Year	Record (Finish)	ACC Tournament - Round	ACCT Seed	Opponent (Seed)	Score
1954	1-4 (7th)	Raleigh, N.C. - Quarterfinal	8	Duke (1)	L 96-68
1955	5-9 (6th)	Raleigh, N.C. - Quarterfinal	6	Maryland (3)	W 68-67 (ot)
		Raleigh, N.C. - Semifinal		Duke (2)	L 90-77 (ot)
1956	3-11 (T-6th)	Raleigh, N.C. - Quarterfinal	7	North Carolina (2)	L 81-77
1957	3-11 (T-7th)	Raleigh, N.C. - Quarterfinal	7	Maryland (2)	L 72-69
1958	6-8 (5th)	Raleigh, N.C. - Quarterfinal	5	Maryland (4)	L 70-66
1959	6-8 (5th)	Raleigh, N.C. - Quarterfinal	5	Maryland (4)	W 66-65
		Raleigh, N.C. - Semifinal		N.C. State (1)	L 66-63
1960	1-13 (8th)	Raleigh, N.C. - Quarterfinal	8	North Carolina (1)	L 84-63
1961	2-12 (T-7th)	Raleigh, N.C. - Quarterfinal	7	Duke (2)	L 89-54
1962	2-12 (8th)	Raleigh, N.C. - Quarterfinal	8	Wake Forest (1)	L 81-58
1963	3-11 (8th)	Raleigh, N.C. - Quarterfinal	8	Duke (1)	L 89-70
1964	4-10 (T-7th)	Raleigh, N.C. - Quarterfinal	7	Wake Forest (2)	L 79-60
1965	3-11 (7th)	Raleigh, N.C. - Quarterfinal	7	N.C. State (2)	L 106-69
1966	4-10 (T-6th)	Raleigh, N.C. - Quarterfinal	7	N.C. State (2)	L 86-77
1967	4-10 (7th)	Charlotte, N.C. - Quarterfinal	7	Duke (2)	L 99-78
1968	5-9 (5th)	Charlotte, N.C. - Quarterfinal	5	South Carolina (4)	L 101-78
1969	5-9 (6th)	Charlotte, N.C. - Quarterfinal	6	Duke (3)	L 99-86
1970	3-11 (7th)	Charlotte, N.C. - Quarterfinal	7	North Carolina (2)	W 95-93
		Charlotte, N.C. - Semifinal		N.C. State (3)	L 67-66
1971	6-8 (5th)	Greensboro, N.C. - Quarterfinal	5	Wake Forest (4)	W 85-84
		Greensboro, N.C. - Semifinal		North Carolina (1)	L 78-68
1972	8-4 (T-2nd)	Greensboro, N.C. - Quarterfinal	3	Wake Forest (6)	W 74-65
		Greensboro, N.C. - Semifinal		Maryland (2)	L 62-57
1973	4-8 (T-4th)	Greensboro, N.C. - Quarterfinal	5	Duke (4)	W 59-55
		Greensboro, N.C. - Semifinal		N.C. State (1)	L 63-51
1974	4-8 (4th)	Greensboro, N.C. - Quarterfinal	4	Clemson (5)	W 68-63
		Greensboro, N.C. - Semifinal		N.C. State (1)	L 87-66
1975	4-8 (5th)	Greensboro, N.C. - Quarterfinal	5	N.C. State (4)	L 91-85
1976	4-8 (6th)	Landover, Md. - Quarterfinal	6	N.C. State (3)	W 75-63
		Landover, Md. - Semifinal		Maryland (2)	W 73-65
		Landover, Md. - Final		North Carolina (1)	W 67-62
1977	2-10 (T-6th)	Greensboro, N.C. - Quarterfinal	7	Wake Forest (2)	W 59-57
		Greensboro, N.C. - Semifinal		Clemson (3)	W 72-60
		Greensboro, N.C. - Final		North Carolina (1)	L 75-69
1978	6-6 (T-4th)	Greensboro, N.C. - Quarterfinal	4	Wake Forest (5)	L 72-61
1979	7-5 (3rd)	Greensboro, N.C. - Quarterfinal	3	N.C. State (6)	L 78-82
1980	7-7 (T-5th)	Greensboro, N.C. - Quarterfinal	5	Clemson (4)	L 57-49
1981	13-1 (1st)	Landover, Md. - Quarterfinal	1	Georgia Tech (8)	W 76-47
		Landover, Md. - Semifinal		Maryland (4)	L 85-62
1982	12-2 (T-1st)	Greensboro, N.C. - Quarterfinal	2	Clemson (7)	W 56-54
		Greensboro, N.C. - Semifinal		Wake Forest (3)	W 51-49 (ot)
		Greensboro, N.C. - Final		North Carolina (1)	L 47-45
1983	12-2 (T-1st)	Atlanta, Ga. - Quarterfinal	2	Duke (7)	W 109-66
		Atlanta, Ga. - Semifinal		Georgia Tech (3)	W 96-67
		Atlanta, Ga. - Final		N.C. State (5)	L 81-78
1984	6-8 (T-5th)	Greensboro, N.C. - Quarterfinal	6	Wake Forest (3)	L 63-51
1985	3-11 (8th)	Atlanta, Ga. - Quarterfinal	8	Georgia Tech (1)	L 55-48
1986	7-7 (T-4th)	Greensboro, N.C. - Quarterfinal	5	N.C. State (4)	W 64-62
		Greensboro, N.C. - Semifinal		Duke (1)	L 75-70
1987	8-6 (4th)	Landover, Md. - Quarterfinal	4	Georgia Tech (5)	W 55-54
		Landover, Md. - Semifinal		North Carolina (1)	L 84-82 (2ot)
1988	5-9 (6th)	Greensboro, N.C. - Quarterfinal	6	Duke (3)	L 60-48
1989	9-5 (T-2nd)	Atlanta, Ga. - Quarterfinal	3	Clemson (6)	W 90-73
		Atlanta, Ga. - Semifinal		Duke (2)	L 69-58
1990	6-8 (T-5th)	Charlotte, N.C. - Quarterfinal	5	North Carolina (4)	W 92-85 (ot)
		Charlotte, N.C. - Semifinal		Clemson (1)	W 69-66
		Charlotte, N.C. - Final		Georgia Tech (2)	L 70-61
1991	6-8 (T-5th)	Charlotte, N.C. - Quarterfinal	6	Wake Forest (3)	W 70-66
		Charlotte, N.C. - Semifinal		North Carolina (2)	L 76-71
1992	8-8 (T-4th)	Charlotte, N.C. - Quarterfinal	5	Georgia Tech (4)	L 68-56
1993	9-7 (5th)	Charlotte, N.C. - Quarterfinal	5	Wake Forest (4)	W 61-57
		Charlotte, N.C. - Semifinal		North Carolina (1)	L 74-56
1994	8-8 (T-4th)	Charlotte, N.C. - Quarterfinal	4	Maryland (5)	W 69-63
		Charlotte, N.C. - Semifinal		Duke (1)	W 66-61
		Charlotte, N.C. - Final		North Carolina (2)	L 73-66

Year	Record (Finish)	ACC Tournament - Round	ACCT Seed	Opponent (Seed)	Score
1995	12-4 (T-1st)	Greensboro, N.C. - Quarterfinal	4	Georgia Tech (5)	W 77-67
		Greensboro, N.C. - Semifinal		Wake Forest (1)	L 77-68
1996	6-10 (7th)	Greensboro, N.C. - Quarterfinal	7	Wake Forest (2)	L 70-60
1997	7-9 (6th)	Greensboro, N.C. - Quarterfinal	6	North Carolina (3)	L 78-68
1998	3-13 (9th)	Greensboro, N.C. - 1st Round	9	Duke (1)	L 63-41
1999	4-12 (9th)	Charlotte, N.C. - 1st Round	9	Duke (1)	L 104-67
2000	9-7 (T-3rd)	Charlotte, N.C. - Quarterfinal	3	N.C. State (6)	L 76-65
2001	9-7 (4th)	Atlanta, Ga. - Quarterfinal	4	Georgia Tech (5)	L 74-69
2002	7-9 (T-5th)	Charlotte, N.C. - Quarterfinal	5	NC State (4)	L 92-72
2003	6-10 (T-6th)	Greensboro, N.C. - Quarterfinal	6	Duke (3)	L 83-76
2004	6-10 (T-7th)	Greensboro, N.C. - First Round	8	Clemson (9)	W 83-79 (ot)
		Greensboro, N.C. - Quarterfinal		Duke (1)	L 84-74
2005	4-12 (T-10th)	Washington, D.C. - First Round	11	Miami (6)	W 66-65
		Washington, D.C. - Quarterfinal		Duke (3)	L 76-64
2006	7-9 (T-7th)	Greensboro, N.C. - First Round	7	Virginia Tech (10)	W 60-56
		Greensboro, N.C. - Quarterfinal		North Carolina (2)	L 79-67
2007	11-5 (T-1st)	Tampa, Fla. - Quarterfinal	2	NC State (10)	L 79-71
2008	5-11 (10th)	Charlotte, N.C. - First Round	10	Georgia Tech (7)	L 94-76
2009	4-12 (11th)	Atlanta, Ga. - First Round	11	Boston College (6)	L 76-63
2010	5-11 (T-9th)	Greensboro, N.C. - First Round	9	Boston College (8)	W 68-62
		Greensboro, N.C. - Quarterfinal		Duke (1)	L 57-46
2011	7-9 (T-7th)	Greensboro, N.C. - First Round	8	Miami (9)	L 69-62 (ot)
2012	9-7 (T-4th)	Atlanta, Ga. - Quarterfinal	4	NC State (5)	L 67-64
2013	11-7 (T-4th)	Greensboro, N.C. - Quarterfinal	4	NC State (5)	L 75-56
2014	16-2 (1st)	Greensboro, N.C. - Quarterfinal	1	Florida State (9)	W 64-51
		Greensboro, N.C. - Semifinal		Pittsburgh (5)	W 51-48
		Greensboro, N.C. - Final		Duke (3)	W 72-63
2015	16-2 (1st)	Greensboro, N.C. - Quarterfinal	1	Florida State (9)	W 58-44
		Greensboro, N.C. - Semifinal		North Carolina (5)	L 71-67
2016	13-5 (T-2nd)	Washington, D.C. - Quarterfinal	2	Georgia Tech (10)	W 72-52
		Washington, D.C. - Semifinal		Miami (3)	W 73-68
		Washington, D.C. - Final		North Carolina (1)	L 61-57
2017	11-7 (T-6th)	Brooklyn, N.Y. - Second Round	6	Pittsburgh (14)	W 75-63
		Brooklyn, N.Y. - Quarterfinal		Notre Dame (3)	L 71-58
2018	17-1 (1st)	Brooklyn, N.Y. - Quarterfinal	1	Louisville (9)	W 75-58
		Brooklyn, N.Y. - Semifinal		Clemson (4)	W 64-58
		Brooklyn, N.Y. - Final		North Carolina (6)	W 71-63
2019	16-2 (T-1st)	Charlotte, N.C. - Quarterfinal	1	NC State (8)	W 76-56
		Charlotte, N.C. - Semifinal		Florida State (4)	L 69-59
2021	13-5 (1st)	Greensboro, N.C. - Quarterfinal	1	Syracuse (8)	W 72-69
		Greensboro, N.C. - Semifinal		Georgia Tech (4)	Canceled
2022	12-8 (6th)	Brooklyn, N.Y. - Second Round	6	Louisville (11)	W 51-50
		Brooklyn, N.Y. - Quarterfinal		North Carolina (2)	L 63-43
2023	15-5 (T-1st)	Greensboro, N.C. - Quarterfinal	2	North Carolina (7)	W 68-59
		Greensboro, N.C. - Semifinal		Clemson (3)	W 76-56
		Greensboro, N.C. - Final		Duke (4)	L 59-49
2024	13-7 (3rd)	Washington, D.C. - Quarterfinal	3	Boston College (11)	W 66-60 (ot)
		Washington, D.C. - Semifinal		NC State (10)	L 73-65 (ot)

Total - 47-66

* 2020 ACC Tournament canceled due to coronavirus

Opponent	Overall	1st	2nd	Quarter	Semi	Final	Atlanta	Brooklyn	Charlotte	Greensboro	Landover	Raleigh	Tampa	Wash. DC
Boston College	2-1	1-1	-	1-0	-	-	0-1	-	-	1-0	-	-	-	1-0
Clemson	8-1	1-0	-	3-1	4-0	-	1-0	1-0	1-0	5-1	-	-	-	-
Duke	4-16	0-2	-	2-10	1-3	1-1	1-1	-	1-3	2-7	-	0-4	-	0-1
Florida State	2-1	-	-	2-0	0-1	-	-	-	0-1	2-0	-	-	-	-
Georgia Tech	5-5	0-1	-	4-3	1-0	0-1	1-2	-	0-3	1-0	2-0	-	-	1-0
Louisville	2-0	-	1-0	1-0	-	-	-	2-0	-	-	-	-	-	-
Miami	2-1	1-1	-	-	1-0	-	-	-	-	0-1	-	-	-	2-0
North Carolina	5-14	-	-	3-5	0-5	2-4	-	1-1	2-3	1-6	1-1	0-2	-	0-1
Notre Dame	0-1	-	-	0-1	-	-	-	0-1	-	-	-	-	-	-
N.C. State	3-15	-	-	3-9	0-5	0-1	0-2	-	1-3	1-5	1-0	0-3	0-1	0-1
Pittsburgh	2-0	-	1-0	-	1-0	-	-	1-0	-	1-0	--	--	--	-
Virginia Tech	1-0	1-0	-	-	-	-	-	-	-	1-0	-	-	-	-
Wake Forest	6-6	-	-	5-5	1-1	-	-	-	2-0	4-4	-	0-2	-	-
Maryland	4-4	-	-	3-2	1-2	-	-	-	1-0	0-1	1-1	2-2	-	-
South Carolina	0-1	-	-	0-1	-	-	-	-	0-1	-	-	-	-	-
Syracuse	1-0	-	-	1-0	-	-	-	-	-	1-0	-	-	-	-
TOTALS	47-66	4-5	2-0	28-37	10-17	3-7	3-6	5-2	8-14	20-25	5-2	2-13	0-1	4-3

GAME 1 - VIRGINIA 65, CAMPBELL 56



Official Basketball Box Score - Final
Campbell at Virginia
11/06/24 John Paul Jones Arena, Charlottesville
Virginia vs Campbell Men's Basketball

Game Time: 7:00 PM
Game Duration: 2:00
Attendance: 13,414

Officials: Roger Ayers, Gregory Nixon, Adam Florio

Campbell - 56

Record: 1-1

NO. Name	Min	FG M-A	3P M-A	FT M-A	Rebounds OR DR TOT	Fouls PF FD	TP	AS	TO	ST	Blocks BS BA	+/-
14 Caleb Zurliene	F 21:22	3-3	2-2	0-0	0 1 1	3 0	8	0	0	0	0	-7
23 Eric Van Der Heijden	F 17:45	2-7	1-3	0-0	2 3 5	2 1	5	2	2	0	1	-8
7 Cam Gregory	G 30:44	3-7	2-5	0-0	0 1 1	4 0	8	4	2	0	0	-4
13 Jasin Sinani	G 34:33	2-10	1-4	1-2	0 7 7	2 5	6	3	2	3	0	-4
21 Nolan Dorsey	G 29:22	3-6	2-5	0-0	0 4 4	2 4	8	1	1	2	0	-1
2 Colby Duggan	24:31	3-12	1-7	2-2	1 1 2	1 2	9	1	0	0	2	-3
6 Bragi Gudmundsson	11:10	2-2	1-1	0-0	2 0 2	2 2	5	0	0	1	0	-5
15 Terren Frank	15:50	2-5	1-1	0-0	2 0 2	1 0	5	3	0	1	0	-3
11 Omar Harris	09:17	1-3	0-1	0-0	1 1 1	0 0	2	0	0	0	0	-3
1 Tasos Cook	05:26	0-1	0-0	0-0	0 0 0	0 0	0	0	0	0	1	-7
Team					0 0 0		0	2				
Totals		21-56	11-29	3-4	7 18 25	17 14	56	14	9	7	1	6 -9

Technical Fouls:NONE

Virginia - 65

Record: 1-0

NO. Name	Min	FG M-A	3P M-A	FT M-A	Rebounds OR DR TOT	Fouls PF FD	TP	AS	TO	ST	Blocks BS BA	+/-
0 Blake Buchanan	F 28:48	3-6	0-0	4-9	1 6 7	2 6	10	5	1	0	3	1 8
2 Elijah Saunders	F 17:58	5-8	0-1	1-1	2 3 5	1 1	11	0	4	0	0	0
23 TJ Power	F 19:14	1-3	1-2	0-0	0 3 3	1 0	3	1	0	1	0	-7
4 Andrew Rohde	G 32:41	0-2	0-2	1-2	0 3 3	2 2	1	5	4	0	1	0
11 Isaac McKneely	G 35:19	4-6	1-3	2-2	0 2 2	2 3	11	2	1	1	0	13
5 Jacob Coffie	28:37	7-8	2-3	0-0	1 5 6	1 1	16	1	0	1	1	0
7 Dai Dai Ames	10:07	0-1	0-0	2-2	0 2 2	0 1	2	1	0	0	0	1
10 Taine Murray	18:18	2-5	0-0	1-2	0 1 1	1 3	5	0	0	0	0	2
9 Ishan Sharma	08:58	2-3	2-2	0-0	0 3 3	0 0	6	2	0	0	1	0
Team					0 0 0		0	1				
Totals		24-42	6-13	11-18	4 28 32	14 17	65	17	11	3	6	1 9

Technical Fouls:NONE

	CAM	UVA
Biggest lead	2 (1 st 18:31)	12 (1 st 0:54)
Best Scoring Run	6 (2 nd 14:28)	6 (1 st 2:29)
Lead Changes	6	
Times Tied	2	
Time with Lead	03:06	34:29

Points from	CAM	UVA
Turnovers	14	16
Paint	12	28
Second Chance	10	4
Fast Breaks	5	3
Bench	21	29

Period by Period Scoring	
1st	26
2nd	30
TOT	56

CAM	UVA
26	30
30	65

Shooting By Period	
1 st FG%	14-22 63.6%
3PT%	6-10 60.0%
FT%	1-4 25%
2 nd FG%	10-20 50.0%
3PT%	0-3 0.0%
FT%	10-14 71.4%
GM FG%	24-42 57.1%
3PT%	6-13 46.2%
FT%	11-18 61.1%
Dead Ball Rebounds:	3 0

GAME 2 - VIRGINIA 62, COPPIN STATE 45



Official Basketball Box Score - Final
Coppin St. at Virginia
11/11/24 John Paul Jones Arena, Charlottesville
Virginia vs Coppin State MBB

Game Time: 7:00 PM
Game Duration: 1:45
Attendance: 13,294

Officials: Bill Covington, Jr., Clarence Armstrong, Jenna Reneau

Coppin St. - 45

Record: 0-4

NO. Name	Min	FG M-A	3P M-A	FT M-A	Rebounds OR DR TOT	Fouls PF FD	TP	AS	TO	ST	Blocks BS BA	+/-
4 Khali Horton	F 26:49	1-8	1-6	1-2	2 5 7	0 1	4	2	0	0	0	2 -8
12 Peter Oduro	F 31:13	2-10	1-2	0-0	0 2 2	3 0	5	1	0	1	0	2 -11
3 Cam'Ron Brown	G 33:22	2-3	0-0	4-4	0 4 4	1 5	8	0	5	0	0	1 -14
10 Camaren Sparrow	G 20:32	0-5	0-5	0-0	0 0 0	1 0	0	0	0	0	0	-18
11 Derrius Ward	G 29:10	3-7	2-4	4-5	1 8 9	1 5	12	1	1	2	0	3 -6
2 Toby Nnadozie	24:42	0-3	0-1	0-0	0 2 2	1 0	0	3	2	5	0	0 -8
13 Jonathan Dunn	25:05	5-11	0-1	1-2	0 2 2	0 1	11	0	1	0	1	2 -14
0 Zahree Harrison	09:07	1-3	0-0	3-3	0 2 2	1 1	5	0	1	0	0	1 -6
Team					1 1 2		0	0				
Totals		14-50	4-19	13-16	4 26 30	8 13	45	7	10	8	1	11 -17

Technical Fouls:NONE

Virginia - 62

Record: 2-0

NO. Name	Min	FG M-A	3P M-A	FT M-A	Rebounds OR DR TOT	Fouls PF FD	TP	AS	TO	ST	Blocks BS BA	+/-
0 Blake Buchanan	F 19:24	2-5	0-0	0-0	2 1 3	3 0	4	1	0	0	2	0 11
2 Elijah Saunders	F 28:35	5-9	1-2	4-4	1 3 4	2 2	15	1	1	0	1	0 18
23 TJ Power	F 20:28	1-6	1-6	0-0	0 6 6	0 0	3	1	1	0	1	0 22
7 Dai Dai Ames	G 29:52	5-8	2-3	1-1	1 0 3	3 2	13	3	0	0	2	1 27
11 Isaac McKneely	G 30:12	4-10	4-8	2-3	0 6 6	0 0	14	3	0	3	1	0 13
5 Jacob Coffie	26:54	3-5	1-1	4-4	3 8 11	3 2	11	2	2	4	3	0 14
9 Ishan Sharma	18:23	0-6	0-5	0-0	0 1 1	1 0	0	3	1	0	0	0 2
10 Taine Murray	18:35	0-2	0-0	0-0	0 1 1	2 1	0	0	6	0	0	0 0
21 Anthony Robinson	04:31	1-1	0-0	0-0	0 2 2	0 0	2	0	0	0	1	0 -6
8 Bryce Walker	01:33	0-0	0-0	0-0	0 0 0	0 0	0	0	1	0	0	-8
13 Desmond Roberts	01:33	0-0	0-0	0-0	0 0 0	0 0	0	0	0	0	0	-8
Team					0 1 1		0	0				
Totals		21-52	9-27	11-12	6 33 39	13 8	62	14	12	7	11	1 17

Technical Fouls:NONE

	CSU	UVA
Biggest lead	2 (1 st 19:03)	28 (2 nd 6:14)
Best Scoring Run	9 (2 nd 0:17)	13 (2 nd 9:09)
Lead Changes	1	
Times Tied	1	
Time with Lead	00:19	38:43

Points from	CSU	UVA
Turnovers	7	15
Paint	20	22
Second Chance	4	10
Fast Breaks	4	8
Bench	16	13

Period by Period Scoring	
1st	16
2nd	29
TOT	45

CSU	UVA
16	29
29	62

Shooting By Period	
1 st FG%	8-14 57.1%
3PT%	1-1 100%
FT%	14-26 53.8%
3PT%	6-11 54.5%
FT%	5-8 62.5%
GM FG%	25-49 51.0%
3PT%	14-25 56.0%
FT%	6-9 66.7%
Dead Ball Rebounds:	2 1

Virginia - 42

Record: 3-1

NO. Name	Min	FG M-A	3P M-A	FT M-A	Rebounds OR DR TOT	Fouls PF FD	TP	AS	TO	ST	Blocks BS BA	+/-
0 Blake Buchanan	F 27:59	3-4	0-0	0-0	2 5 7	0 1	6	1	2	0	3	0 -26
2 Elijah Saunders	F 20:54	1-8	1-2	0-0	1 3 4	2 1	3	0	0	0	0	2 -6
23 TJ Power	F 20:14	0-4	0-3	0-0	0 2 2	0 1	0	0	1	0	1	-8
7 Dai Dai Ames	G 29:24	3-8	1-3	5-6	1 1 2	4 0	12	0	4	0	0	1 -11
11 Isaac McKneely	G 35:31	1-6	1-3	1-3	0 3 3	2 3	4	3	2	0	0	1 -18
4 Andrew Rohde	27:57	3-8	2-5	0-0	1 1 3	0 8	3	4	0	0	1	-27
5 Jacob Coffie	G 19:56	1-5	0-2	0-0	2 4 6	2 1	2	1	3	0	0	1 -14
9 Ishan Sharma	05:19	0-0	0-0	0-0	0 0 0	2 0	0	0	0	0	0	-4
10 Taine Murray	09:26	1-4	1-2	0-0	1 1 2	0 0	3	1	0	0	0	-12
21 Anthony Robinson	01:57	1-2	0-0	2-2	0 0 0	0 1	4	0	0	0	1	1 2
13 Desmond Roberts	01:23	0-0	0-0	0-0	0 1 0	0 0	0	0	0	0	0	0 2
Team					4 2 6		0	2				
Totals		14-49	6-20	8-11	11 23 34	15 12	42	9	18	0	5	7 -22

Technical Fouls:NONE

Tennessee - 64

Record: 5-0

NO. Name	Min	FG M-A	3P M-A	FT M-A	Rebounds OR DR TOT	Fouls PF FD	TP	AS	TO	ST	Blocks BS BA	+/-
7 Igor Milicic Jr.	F 28:08	5-10	2-3	2-2	6 2 8	0 1	14	3	1	0	0	0 8
34 Felix Okpara	C 25:53	2-6	0-0	0-2	2 4 6	2 1	4	0	0	0	3	2 31
2 Chaz Lanier	G 30:00	10-23	6-12	0-0	2 2 4	2 0	28	0	2	1	0	1 29
5 Zakai Zeigler	G 35:46	1-9	0-6	0-1	0 4 4	2 4	2	6	2	1	1	25
15 Jahmal Mashack	G 34:28	3-5	1-1	0-2	0 5 5	1 2	7	1	0	4	2	0 -17
11 Jordan Gaines	24:42	1-6	0-2	3-3	2 5 7	2 6	5	1	1	1	0	0 17
12 Cade Phillips	07:17	0-1	0-0	0-0	0 0 0	2 1	0	0	0	0	1	0 -5
8 Darlintonne Dubar	10:26	2-3	0-1	0-0	1 2 3	1 0	4	0	0	0	0	-7
3 Bishop Boswell	01:57	1-2	0-0	0-0	1 0 1	0 0	2	0	0	0	0	1 -2
23 Grant Hurst	01:23	0-1	0-0	0-0	0 0 0	0 0	0	0	0	0	0	0 -3
Team					4 1 5		0	1				
Totals		25-66	9-25	5-10	18 25 43	12 15	64	11	7	8	7	5 22

Technical Fouls:NONE

	UVA	UT
Biggest lead	2 (1 st 12:33)	26 (2 nd 1:43)
Best Scoring Run	9 (2 nd 10:48)	18 (2 nd 1:43)
Lead Changes	6	
Times Tied	2	
Time with Lead	03:05	32:50

Points from	UVA	UT
Turnovers	2	30
Paint	14	28
Second Chance	5	19
Fast Breaks	0	5
Bench	17	11

Period by Period Scoring	
1st	21
2nd	42
TOT	

UVA	UT
21	42
42	64

GAME 3 - VIRGINIA 70, VILLANOVA 60



Official Basketball Box Score - Final
Virginia at Villanova
11/15/24 CFG Bank Arena, Baltimore, Md.
2024 Hall of Fame Series

Game Time: 5:00 PM
Game Duration: 2:02

Officials: Brent Hampton, Clarence Armstrong, John Gaffney

Virginia - 70

Record: 3-0

NO.	Name	Min	FG M-A	3P M-A	FT M-A	Rebounds OR DR TOT	Fouls PF FD	TP AS	TO	ST	Blocks BS BA	+/-
0	Blake Buchanan	F 18:28	1-4	0-0	1-2	2 3 5	5 0	3	2	1	0	0 12
2	Elijah Saunders	F 31:51	2-7	1-2	0-0	0 6 6	1 2	5	2	1	0	0 0 5
23	TJ Power	F 14:30	2-2	1-1	0-0	0 1 1	1 1	5	1	2	0	0 0 2
7	Dai Dai Ames	G 35:40	3-6	1-3	1-1	1 1 2	3 2	8	1	4	1	0 0 7
11	Isaac McKneely	G 36:20	8	6-6	1-1	0 2 2	2 4	23	2	2	1	0 0 6
33	Scott Collins	25:43	4-10	2-5	0-0	6 6 12	0 3 3	2	2	1	1	0 5
4	Andrew Rohde	27:34	5-8	3-5	0-1	0 3 3	1 1 13	4	0	1	1	0 5
9	Ishan Sharma	09:54	0-1	0-1	1-2	0 0 0	0 3 3	1	0	0	1	0 0 12
Team						0 2 2	0 0					
Totals			25-49	14-25	6-9	3 24 27	16 14 30	14	12	6	1	0 10

GAME 5 - NO. 22 ST. JOHN'S 80, VIRGINIA 55

NCAA

Official Basketball Box Score - Final

Virginia at St. John's (NY)

11/20/24 Baha Mar Convention Center, Nassau

2024-25 Men's Basketball

Game Time: 7:00 PM

Game Duration: 1:50

Virginia - 55

Record: 3-2

Officials: Lamar Simpson, Bart Lenox, Greg Evans

NO.	Name	Min	FG M-A	3P M-A	FT M-A	Rebounds OR DR TOT	Fouls PF FD	TP	AS	TO	ST	Blocks BS BA	+/-	
0	Blake Buchanan	F 24:57	2-3	0-0	2-4	4 1 5	4 2	6	2	1	2	1	0	-9
2	Elijah Saunders	F 25:29	4-7	1-3	3-4	0 3 3	3 0	12	0	1	0	0	1	-20
23	TJ Power	F 19:08	1-5	1-4	0-0	0 0 0	1 0	3	1	1	0	0	0	-19
7	Dai Dai Ames	G 31:45	1-6	1-3	0-0	0 2 2	0 1	3	3	3	1	0	1	-16
11	Isaac McKneely	G 29:10	3-9	3-9	1-1	1 3 4	0 2	10	3	4	1	0	1	-25
4	Andrew Rohde	21:34	3-4	2-2	3-3	0 2 2	0 2	11	1	2	0	0	0	-13
5	Jacob Coffe	21:21	1-5	0-3	0-0	0 7 7	3 0	2	1	1	0	0	0	-13
21	Anthony Robinson	08:13	0-0	0-0	1-6	1 0 1	1 4	1	0	0	0	0	0	-8
10	Taine Murray	12:48	2-2	1-1	0-0	0 1 1	0 0	5	1	2	0	0	0	-3
9	Ishan Sharma	05:35	1-4	0-3	0-0	0 0 0	0 0	2	0	0	0	0	0	1
Team						0 1 1				0 1				
Totals			18-45			9-28	10-18	6 20 26	9 14	55	12	16	4 1 3	-25

Shooting By Period

1st

FG%

8-21

38.1%

3PT%

6-12

50.0%

FT%

4-9

44.4%

2nd

FG%

10-24

41.7%

3PT%

3-16

18.8%

FT%

6-9

66.7%

GM FG%

18-45

40.0%

3PT%

9-28

32.1%


FT%

10-18

55.6%

Dead Ball Rebounds: 6, 0

GAME 6 - VIRGINIA 74, MANHATTAN 65



Official Basketball Box Score - Final

Manhattan at Virginia

11/26/24 John Paul Jones Arena, Charlottesville

Virginia vs Manhattan Men's Basketball

Game Time: 7:00 PM

Game Duration: 1:52

Attendance: 12,347

Manhattan - 65

Record: 3-3

Officials: Lee Cassoli, Tim Cougherty, Claire Aubrey

NO. Name		Min	FG		3P		FT		Rebounds			Fouls		TP	AS	TO	ST	Blocks		+/-		
			M	A	M	A	M	A	OR	DR	TOT	P	F					BS	BA			
9	Will Sydnor	F	29:49	2-6	1-2	0-0	1	6	7	2	0	5	0	2	0	0	0	0	0	0	-14	
1	Shaquil Bender	G	38:32	4-12	1-4	0-0	0	1	1	2	1	9	1	3	1	0	0	1	0	-7		
2	Jaden Winston	G	25:55	2-3	2-2	0-0	0	2	2	5	2	6	2	4	0	1	0	1	0	-14		
10	Masiah Gilyard	G	25:43	4-9	0-3	2-3	5	2	7	4	10	2	0	0	0	0	0	0	0	-7		
14	Wesley Robinson	G	30:06	4-6	2-3	2-3	2	3	5	2	3	12	2	3	0	0	1	0	-5			
0	Devin Dinkins		28:45	3-7	1-4	4-4	0	3	3	0	3	11	1	1	0	0	0	0	-1			
13	Fraser Roxburgh		16:40	3-9	3-7	0-0	1	2	3	0	9	3	1	0	0	0	0	0	2			
6	Alijah Curry		04:05	1-1	1-1	0-0	1	0	1	2	0	3	0	0	0	0	0	0	1			
21	Marko Ljubicic		00:25	0-0	0-0	0-0	0	0	0	0	0	0	0	0	0	0	0	0	0			
Team							0	2	2			0	0									
Totals				23-53	11-26	8-10	10	21	31	17	13	65	11	14	2	1	2	-9				

Technical Fouls:NONE

Shooting By Period

1st FG% 12-27 44.4%

3PT% 6-13 46.2%

FT% 1-3 33.3%

2nd FG% 11-26 42.3%

3PT% 5-13 38.5%

FT% 7-7 100%

GM FG% 23-53 43.4%

3PT% 11-26 42.3%

FT% 8-10 80.0%

Dead Ball Rebounds: 1, 0

St. John's (NY) - 80		Record: 5-1																	
NO. Name	Min	FG M-A	3P M-A	FT M-A	Rebounds OR DR TOT	Fouls PF FD	TP	AS	TO	ST	Blocks BS BA	+/-	Shooting By Period						
0 Aaron Scott	F 24:02	2-9	2-7	0-0	0 2 2	2 0	6	2	0	2	0	20	1st FG%	17-30	56.7%				
24 Zubly Ejofor	F 25:57	3-6	0-0	2-2	7 2 9	2 3	8	0	1	2	2	34	3PT%	5-11	45.5%				
1 Kadarly Richmond	G 29:34	6-9	0-1	0-2	0 2 2	1 1	12	4	1	1	0	20	FT%	0-2	0%				
5 Devlon Smith	G 27:55	4-6	2-3	0-0	1 9 10	0 0	10	8	1	1	0	22	2nd FG%	15-31	48.4%				
12 RJ Luis Jr.	G 29:18	7-14	2-4	2-2	1 2 3	2 2	18	2	1	4	1	29	3PT%	5-13	38.5%				
2 Sadiku Ibine Ayo	13:06	2-2	2-2	0-0	0 1 1	1 0	6	0	0	0	0	10	FT%	6-8	75%				
7 Simeon Wilcher	15:45	3-4	1-2	0-0	0 1 1	1 0	7	3	1	2	0	4	GM FG%	32-61	52.5%				
8 Vincent Iwuchukwu	11:04	2-4	0-0	0-1	0 1 1	0 1	4	0	1	0	0	-3	3PT%	10-24	41.7%				
17 Ruben Prey	09:17	2-2	0-0	0-0	0 1 1	2 0	4	0	0	0	0	-8	FT%	6-10	60.0%				
11 Jaiden Glover	08:19	1-4	1-4	2-3	1 0 1	1 2	5	0	0	0	0	1	Dead Ball Rebounds: 2, 0						
31 Lefteris Liotopoulos	05:43	0-1	0-1	0-0	0 0 0	2 0	0	0	0	1	0	-4							
Team					0 3 3		80												
Totals		32-61	10-24	6-10	11 23 34	14 9	80	19	7	13	3 1	25							
Technical Fouls:NONE																			
UVA		SJ		Points from Turnovers		UVA SJ		Period by Period Scoring											
Biggest lead		1 (1st 15:58)		29 (2nd 6:01)		18 18		1st 2nd TOT											
Best Scoring Run		8 (1st 9:24)		16 (1st 3:01)		12 40		UVA 26 29 55											
Lead Changes		2		5 13		13 13		SJ 39 41 80											
Times Tied		1		0 11		11 11													
Time with Lead		00:37 36:51		21 26		26 26													

NO. Name		Min	FG		3P		FT		Rebounds		Fouls		TP	AS	TO	ST	Blocks		+/-	Shooting By Period				
			M-A	M-A	M-A	M-A	OR	DR	OT	PF	FD	BS					BA	1st		FG%				
0	Blake Buchanan	F	21:00	5-9	0-1	1-4	2	3	5	2	11	2	0	0	0	0	1	1st FG%	17.28	60.7%				
2	Elijah Saunders	F	33:29	4-10	0-2	0-1	1	5	6	1	8	2	2	2	0	0	8	3PT%	4.9	44.4%				
4	Andrew Rohde	G	36:14	6-9	0-1	2-2	0	2	2	0	3	14	2	1	4	0	1	FT%	0-3	0%				
7	Dai Dai Ames	G	30:59	3-7	2-3	2-2	1	0	1	5	3	10	5	2	2	0	9	2nd FG%	12.26	46.2%				
11	Isaac McKneely	G	37:19	5-10	3-4	5-6	0	5	5	2	4	18	2	1	2	0	8	3PT%	2-5	40.0%				
23	TJ Power		06:16	1-2	1-2	0-0	0	0	0	0	0	3	0	0	1	0	0	FT%	10-12	83.3%				
5	Jacob Coffe		18:57	5-7	0-1	0-0	3	2	5	1	1	10	0	2	1	2	0	GM FG%	29-54	53.7%				
10	Taine Murray		15:46	0-0	0-0	0-0	0	0	0	2	0	0	2	0	0	0	0	3PT%	6-14	42.9%				
									0 4 4			0 0						Dead Ball Rebounds: 2 0						
Totals			29-54		6-14		10-15		7 2		13 17		74 15		8 12		2 1 9							
Technical Fouls: NONE																								
			MAN		UVA					Points from			MAN			UVA			Period by Period Scoring					
Biggest lead			0 (1 st 20:00)		16 (2 nd 17:24)		Turnovers			5 25						1st			2nd			TOT		
Best Start Run			8 (2 nd 14:14)		11 (2 nd 17:24)		Paint			22 42						MAN			31			34 65		
Lead Changes			8 (2 nd 14:14)		11 (2 nd 17:24)		Second Chance			11 10														
Times Tied			0				Fast Breaks			5 7						UVA			38			36 74		
Time with Lead			00:00		39:30		Bench			23 13														

GAME 9 - SMU 63, VIRGINIA 51



Official Basketball Box Score - Final
Virginia at SMU
12/07/24 Moody Coliseum, Dallas, Texas
2024-25 Men's Basketball

Game Time: 1:23 PM
Game Duration: 1:59
Attendance: 5,189

Officials: Lee Cassell, Tony Henderson, Ryan Sassano

Virginia - 51

Record: 5-4 (0-1)

NO.	Name	Min	FG M-A	3P M-A	FT M-A	Rebounds OR DR TOT	Fouls PF FD	TP	AS	TO	ST	Blocks BS BA	+/-
0	Blake Buchanan	F 24:34	1-4	0-0	2-2	1 2 3	2 3	4	0	2	2	0 0	-6
2	Elijah Saunders	F 25:12	0-6	0-2	3-4	0 2 3	4 2	3	0	0	1 0	1	-18
4	Andrew Rohde	G 30:34	3-8	1-2	2-2	0 2 2	2 2	2	3	4	1 0	1	-18
7	Dai Dai Ames	G 07:04	1-3	0-0	0-0	0 1 1	0 0	2	1	1	1 0	0	1
11	Isaac McKneely	G 34:13	5-12	4-8	3-3	0 3 3	2 3	17	3	3	0 0	0	-15
5	Jacob Coffe	24:22	3-6	1-2	1-1	1 1 2	2 2	8	3	0	0 2	0	3
10	Taine Murray	25:47	1-2	0-1	0-0	0 4 4	3 2	2	1	1	2 0	0	-2
23	TJ Power	10:28	1-3	1-2	0-0	0 0 0	1 0	3	0	1	0 0	0	-14
9	Ishan Sharma	15:22	1-3	1-2	0-0	0 4 4	3 0	3	0	1	1 0	0	3
21	Anthony Robinson	02:24	0-0	0-0	0-0	0 1 1	0 1	0	0	0	0 0	0	6
Team						1 1 2		0		1			
Totals			16-47	8-19	11-12	3 22 25	19 15	51	11	14	8	2	-12

Shooting By Period		
1 st FG%	11-27	40.7%
3PT%	5-9	55.6%
FT%	1-2	50%
2 nd FG%	5-20	25%
3PT%	3-10	30.0%
FT%	10-10	100%
GM FG%	16-47	34.0%
3PT%	8-19	42.1%
FT%	11-12	91.7%

Dead Ball Rebounds: 1, 0

Technical Fouls: NONE

SMU - 63

Record: 9-2 (1-0)

NO.	Name	Min	FG M-A	3P M-A	FT M-A	Rebounds OR DR TOT	Fouls PF FD	TP	AS	TO	ST	Blocks BS BA	+/-
21	Yohan Traore	F 13:47	0-2	0-1	0-0	2 1 3	1 1	0	1	0	0 0	0	-9
3	Matt Cross	F 26:19	2-9	1-6	1-3	2 8 10	3 4	6	3	3	1 0	0	21
24	Samet Yigitoglu	C 30:40	7-8	0-0	2-4	1 5 6	4 2	16	0	3	1 0	0	12
0	B.J. Edwards	G 33:17	0-3	0-1	0-0	0 2 2	0 0	0	3	1	4 0	1	14
2	Boopie Miller	G 29:10	3-9	0-5	3-3	0 3 3	3 6	9	4	4	2 1	1	6
8	Kario Oquendo	26:41	6-10	4-6	5-6	1 5 6	1 4	21	0	0	0 0	0	10
3	Chuck Harris	20:15	2-7	1-5	4-4	0 1 1	2 2	9	2	0	0 0	0	-7
20	Jerrell Colbert	10:47	1-1	0-0	0-0	0 2 0	1 1	2	0	0	0 0	0	-7
22	Keon Ambrose-Hylton	09:04	0-0	0-0	0-0	0 1 1	0 0	0	0	0	1 0	0	-5
Team						0 2 2		0		2			
Totals			21-49	6-24	15-20	8 28 36	15 19	63	13	12	8	2	2

Shooting By Period		
1 st FG%	12-28	42.9%
3PT%	3-12	25.0%
FT%	3-5	60%
2 nd FG%	9-21	42.9%
3PT%	3-12	25.0%
FT%	12-15	80%
GM FG%	21-49	42.9%
3PT%	6-24	25.0%
FT%	15-20	75.0%

Dead Ball Rebounds: 3, 0

Technical Fouls: NONE

UVA		SMU
Biggest lead	7 (2 nd 10:19)	12 (2 nd 0:30)
Best Scoring Run	11 (2 nd 16:14)	9 (2 nd 0:30)
Lead Changes	13	
Times Tied	5	
Time with Lead	14:09	22:09

Points from	UVA	SMU
Turnovers	13	18
Paint	10	30
Second Chance	2	6
Fast Breaks	0	9
Bench	16	32

Period by Period Scoring			
	1st	2nd	TOT
UVA	28	23	51
SMU	30	33	63

GAME 10 - VIRGINIA 59, BETHUNE-COOKMAN 41



Official Basketball Box Score - Final
Bethune-Cookman at Virginia
12/12/24 John Paul Jones Arena, Charlottesville
Virginia vs Bethune-Cookman Men's Basketball

Game Time: 7:00 PM
Game Duration: 1:45
Attendance: 12,021

Officials: Ted Valentine, Leslie Jones, Kellen Minor

Bethune-Cookman - 41

Record: 2-7

NO.	Name	Min	FG M-A	3P M-A	FT M-A	Rebounds OR DR TOT	Fouls PF FD	TP	AS	TO	ST	Blocks BS BA	+/-
12	Jesus Carralero Martin	F 31:38	1-5	0-2	2-2	1 6 7	0 1	4	2	1	3	2	-10
15	Reggie Ward Jr.	F 32:47	3-9	1-2	0-0	0 7 7	0 0	7	0	1	1	0	-12
23	Daniel Rouzan	G 30:28	2-8	0-0	0-2	4 1 5	3 4	4	1	2	0	0	-16
1	Trey Thomas	G 24:03	2-6	1-4	0-0	0 0 0	1 0	5	0	2	0	0	-21
2	Brayon Freeman	G 31:59	6-19	2-9	0-1	1 4 5	1 2	14	2	1	3	0	-12
11	Reggie Wiloughby	32:05	2-5	1-3	0-1	0 2 2	3 1	5	1	1	2	0	-16
32	Jerome Beya	03:02	0-1	0-0	0-0	0 0 0	0 0	0	0	0	0 0	0	1
10	Kali Camara	06:28	1-1	0-0	0-0	0 0 0	2 0	2	1	0	0	0	-1
33	David Onanina	07:00	0-1	0-0	0-0	0 0 0	2 0	0	1	0	0	0	-6
30	Simeon Womack	00:30	0-0	0-0	0-0	0 0 0	0 0	0	0	0	0 0	0	0
Team						2 1 3		0		0			
Totals			17-55	5-20	2-6	8 21 29	12 8	41	8	8	9	2	-18

Shooting By Period		
1 st FG%	9-32	28.1%
3PT%	3-11	27.3%
FT%	1-2	50%
2 nd FG%	8-23	34.8%
3PT%	2-9	22.2%
FT%	2-4	50%
GM FG%	17-55	30.9%
3PT%	5-20	25.0%
FT%	2-6	33.3%

Dead Ball Rebounds: 1, 0

Technical Fouls: NONE

Virginia - 59

Record: 6-4

NO.	Name	Min	FG M-A	3P M-A	FT M-A	Rebounds OR DR TOT	Fouls PF	TP	AS	TO	ST	Blocks BS BA	+/-	
0	Blake Buchanan	F 19:48	2-4	0-0	1-2	3 6 9	2 2	5	2	1	0	3	1	5
2	Elijah Saunders	F 35:38	6-11	1-3	2-4	2 6 8	0 3	15	0	2	1	1	0	24
3	Andrew Rohde	G 28:40	3-7	0-2	2-3	0 2 2	2 2	8	1	2	0	0	1	18
10	Taine Murray	G 26:36	0-4	0-2	0-0	0 2 2	2 0	0	2	1	0	0	0	3
11	Isaac McKneely	G 30:36	2-7	1-6	2-2	0 3 3	2 2	7	4	3	1	1	0	13
5	Jacob Coffe	20:54	5-8	1-2	1-1	3 7 10	0 1	12	2	1	0	1	0	9
9	Ishan Sharma	25:36	4-7	4-7	0-0	1 4 5	0 0	12	3	1	1	0	0	20
23	TJ Power	10:12	0-2	0-1	0-0	1 0 1	0 2	0	1	0	0	0	0	-2
8	Bryce Walker	00:30	0-0	0-0	0-0	0 0 0	0 0	0	0	0	0	0	0	0
13	Desmond Roberts	00:30	0-0	0-0	0-0	0 0 0	0 0	0	0	0	0	0	0	0
21	Anthony Robinson	00:30	0-0	0-0	0-0	0 0 0	0 0	0	0	0	0	0	0	0
25	Eli Bennett	00:30	0-0	0-0	0-0	0 0 0	0 0	0	0	0	1	0	0	0
Team						0 3 3		0		0				
Totals			22-50	7-23	8-12	10 33 43	8 12	59	15	11	4	7	2	18

Shooting By Period		
1 st FG%	7-25	28.0%
3PT%	3-15	20.0%
FT%	1-2	50%
2 nd FG%	15-25	60.0%
3PT%	4-8	50.0%
FT%	7-10	70%
GM FG%	22-50	44.0%
3PT%	7-23	30.4%
FT%	8-12	66.7%

Dead Ball Rebounds: 1, 0

Technical Fouls: NONE

BCC		UVA
Biggest lead	9 (1 st 8:56)	18 (2 nd 0:30)
Best Scoring Run	8 (1 st 11:05)	13 (2 nd 0:30)
Lead Changes	3	
Times Tied	5	
Time with Lead	21:14	12:42

Points from	BCC	UVA
Turnovers	13	6
Paint	22	30
Second Chance	2	14
Fast Breaks	6	0
Bench	7	24

Period by Period Scoring			
	1st	2nd	TOT
BCC	21	20	41
UVA	18	41	59

GAME 11 - NO. 21 MEMPHIS 64, VIRGINIA 62



Official Basketball Box Score - Final
Memphis at Virginia
12/18/24 John Paul Jones Arena, Charlottesville
Virginia vs No. 21 Memphis Men's Basketball

Game Time: 7:00 PM
Game Duration: 2:11
Attendance: 10,108

Officials: Lee Cassell, Bert Smith, Terry Oglesby

Memphis - 64

Record: 9-2

NO.	Name	Min	FG M-A	3P M-A	FT M-A	Rebounds OR DR TOT	Fouls PF FD	TP AS	TO	ST	Blocks BS BA	+/-
2	Nicholas Jourdain	F 34:14	1-4	0-1	0-0	1 5 6	4 0	2	2	1	0 1	2 1
32	Moussa Cisse	C 15:31	1-2	0-0	0-0	3 5 8	5 1	2	0	1	0 2	1 1
3	Colby Rogers	G 28:49	1-11	0-8	1-2	0 3 3	2 3	3	1	3	0 1	0 -5
4	PJ Haggerty	G 40:00	8-15	1-3	10-11	0 5 5	2 5	27	5	4	1 0	0 2
11	Tyrese Hunter	G 37:41	4-11	2-8	2-3	3 0 3	1 2	12	3	1	0 0	0 3
42	Dain Daijia	26:28	4-9	0-0	4-5	7 4 11	1 6	12	0	2	1 2	-3
6	Baraka Okojie	07:57	0-0	0-0	0-0	0 1 1	2 0	0	0	0	0 0	0 7
7	PJ Carter	09:21	2-4	2-3	0-0	0 0 0	0 1	6	0	0	1 0	0 4
Team						0 1 1		0		0		
Totals			21-56	5-23	17-21	14 24 38	17 18	64	11	12	3 6	7 2

Shooting By Period		
1 st FG%	8-28	28.6%
3PT%	2-14	14.3%
FT%	3-3	100%
2 nd FG%	13-28	46.4%
3PT%	3-9	33.3%
FT%	14-18	77.8%
GM FG%	21-56	37.5%
3PT%	5-23	21.7%
FT%	17-21	81.0%

Dead Ball Rebounds: 3, 0

Technical Fouls: NONE

Virginia - 62

Record: 6-5

NO.	Name	Min	FG M/A	3P M/A	FT M/A	Rebounds OR DR TOT	Fouls PF/D	TP	AS	TO	ST	Blocks BS/B	+/-
2	Elijah Saunders	F 25:36	4-7	3-4	4-4	2 2 4	4 3	15	0	2	0	2	-3
5	Jacob Coffe	F 14:26	3-6	0-0	0-0	3 1 4	1 4	6	0	0	0	1	0
4	Andrew Rohde	G 21:45	2-3	1-1	0-0	0 1 1	1 0	5	2	5	3	0	-12
7	Dai Dai Ames	G 30:45	2-11	0-4	4-6	0 5 5	4 3	8	4	0	1	0	2
11	Isaac McKneely	G 35:59	2-7	1-4	0-0	0 4 4	0 2	5	5	0	1	0	-6
9	Blake Buchanan	12:22	2-2	0-0	1-2	1 0 1	2 1	5	0	0	0	0	-14
0	Isiah Sharma	11:51	0-2	0-2	0-0	2 2 1	0 0	0	0	1	0	0	-1
22	Devin Power	10:05	0-3	0-2	0-0	2 0 2	0 0	2	0	0	0	0	-1
10	Taine Murray	26:23	5-9	1-3	3-3	0 5 5	1 4	14	1	0	0	1	1
21	Anthony Robinson	10:28	1-3	0-0	0-1	1 0 6	1 2	0	0	0	1	1	3
Team						2 2 4	0	0	3				
Totals			21-53	6-19	14-18	9 22 31	19 17	62	14	11	8	7	6 -2

GAME 13 - VIRGINIA 70, NC STATE 67



Official Basketball Box Score - Final
NC State at Virginia
12/31/24 John Paul Jones Arena, Charlottesville
Virginia vs NC State Men's Basketball

Game Time: 12:00 PM
Game Duration: 2:01
Attendance: 13,875

Officials: Ted Valentine, Clarence Armstrong, Tony Chiazza

Record: 8-5 (1-1)																			
NO.	Name	Min	FG M-A	3P M-A	FT M-A	Rebounds OR DR TOT	Fouls PF FD	TP	AS	TO	ST	Blocks BS BA	+/-						
1	Brandon Huntley-Hatfield	26:36	4-9	0-0	4-4	4	3	7	3	6	12	0	4	0	0	2	-5		
3	Dontrez Styles	G 20:14	3-6	0-2	1-4	0	1	1	3	3	7	0	0	0	0	0	-14		
8	Jayden Taylor	G 33:00	4-8	3-6	3-3	0	2	2	3	2	14	5	2	1	0	0	3		
10	Marcus Hill	G 27:37	5-11	0-0	2-2	3	5	8	3	1	12	2	1	1	0	1	-9		
12	Michael O'Connell	G 36:01	2-6	2-6	1-2	0	6	6	0	1	7	4	1	0	0	0	4		
11	Dennis Parker, Jr.	19:31	1-5	0-2	0-0	0	0	0	0	2	0	0	1	0	0	1	9		
4	Breon Pass	17:36	3-6	2-5	0-0	1	2	3	0	2	8	2	1	2	0	0	0		
33	Ismael Diouf	13:24	1-1	0-0	0-0	3	1	4	2	0	2	1	0	0	0	0	2		
5	Trey Parker	06:01	1-2	1-2	0-0	0	0	0	0	0	3	0	1	0	0	0	-5		
Team						2	1	3			0		0						
Totals		24:54	8-23	11-15	13	21	34	16	15	67	14	11	4	0	4	0	-3		

Technical Fouls: NONE

Virginia - 70			Record: 8-5 (1-1)																		
NO.	Name	Min	FG	3P	FT	Rebounds		Fouls		TP	AS	TO	ST	Blocks		+/-	Shooting By Period				
			M-A	M-A	M-A	OR	DR	PF	FD					BS	BA		1st	2nd	3rd	4th	
2	Elijah Saunders	F 37:24	7-9	1-2	7-8	1	4	5	3	6	22	2	1	1	0	0	9	1st	FG%	13:25	52.0%
5	Jacob Coffie	F 25:24	3-5	0-2	0-0	0	2	2	3	1	6	1	0	1	3	0	5	3PT	2-7	28.6%	
4	Andrew Rohde	G 35:51	4-8	2-3	1-2	0	3	3	0	2	11	7	1	0	1	0	9	FT%	1-2	50.0%	
7	Dai Dai Ames	G 08:37	1-2	0-0	0-0	0	0	0	0	0	2	0	0	0	0	0	-7	2nd	FG%	13:23	56.5%
11	Isaac McKneely	G 37:25	5-14	4-9	0-0	0	3	3	0	3	14	3	1	0	0	0	2	3PT	7-13	53.8%	
0	Blake Buchanan	12:36	1-1	0-0	1-2	1	0	1	4	3	3	0	0	1	0	1	0	FT%	8-10	80.0%	
10	Taine Murray	23:21	2-5	0-1	0-0	0	3	3	2	0	4	5	2	0	0	0	-2	GM	FG%	26:48	54.2%
23	TJ Power	02:36	1-1	0-0	0-0	1	1	2	0	1	2	0	0	0	0	0	-6	3PT	9-20	45.0%	
9	Ishan Sharma	14:46	2-3	2-3	0-0	0	1	1	1	0	6	0	0	0	0	0	7	FT%	9-12	75.0%	
21	Anthony Robinson	02:00	0-0	0-0	0-0	0	0	0	2	0	0	0	1	0	0	0	-3	Dead Ball Rebounds: 1.0			
Team						0	2	2			0	0									
Totals		26:48	9-20	9-12	3	19	22	15	16	70	18	7	3	4	0	3					

Technical Fouls: NONE

		NCS	UVA
Biggest lead	14 (2 nd 18:48)	12 (2 nd 5:02)	
Best Scoring Run	9 (2 nd 18:48)	10 (2 nd 13:04)	
Lead Changes	7		
Times Tied	6		
Time with Lead	23:35	13:17	

Points from	NCS	UVA
Turnovers	6	10
Paint	28	28
Second Chance	18	6
Fast Breaks	15	5
Bench	15	15

Period by Period Scoring			
	1st	2nd	TOT
NCS	39	28	67
UVA	29	41	70

GAME 14 - LOUISVILLE 70, VIRGINIA 50



Official Basketball Box Score - Final
Louisville at Virginia
01/04/25 John Paul Jones Arena, Charlottesville
Virginia vs Louisville Men's Basketball

Game Time: 4:00 PM
Game Duration: 1:49
Attendance: 13,316

Officials: Pat Driscoll, John Gaffney, Matt Potter

Record: 10-5 (3-1)																			
NO.	Name	Min	FG M-A	3P M-A	FT M-A	Rebounds OR DR TOT	Fouls PF FD	TP	AS	TO	ST	Blocks BS BA	+/-						
0	James Scott	F 23:47	3-5	0-0	0-0	2	7	9	1	2	6	3	1	1	1	0	13		
93	Noah Waterman	F 16:57	1-3	0-1	0-0	2	1	3	4	3	2	0	0	0	1	0	-3		
1	J'Vonne Hadley	G 35:47	4-9	1-3	2-2	0	5	5	0	1	11	0	1	0	1	1	16		
5	Terrence Edwards Jr.	G 29:29	2-9	0-1	3-4	2	7	9	2	2	7	3	1	1	0	2	19		
24	Chucky Hepburn	G 31:52	3-10	0-3	4-4	0	1	1	2	4	10	7	1	2	0	1	8		
6	Reyne Smith	30:18	5-10	5-10	0-0	1	1	2	1	1	15	2	1	1	0	0	19		
9	Khani Rooths	10:10	1-1	0-0	2-2	1	1	2	0	2	4	0	1	0	1	0	9		
25	Aboubacar Traore	16:15	6-10	1-1	2-2	3	5	8	1	1	15	0	2	1	1	2	12		
13	Frank Anselem-Ibe	01:54	0-0	0-0	0-0	0	0	0	0	0	0	0	0	0	0	0	-1		
4	Cole Sherman	00:53	0-0	0-0	0-0	0	0	0	0	0	0	0	0	0	0	0	2		
12	Patrick Antonelli	00:53	0-0	0-0	0-0	0	0	0	0	0	0	0	0	0	0	0	2		
33	Aidan McCool	00:53	0-0	0-0	0-0	0	0	0	0	0	0	0	0	0	0	0	2		
55	Spencer Legg	00:53	0-0	0-0	0-0	0	0	0	0	0	0	0	0	0	0	0	2		
Team						3	0	3			0		1						
Totals		25:57	7-19	13-14	14	28	42	11	16	70	15	9	6	5	6	20			

Technical Fouls: NONE

Record: 9-6 (1-2)																			
NO.	Name	Min	FG M-A	3P M-A	FT M-A	Rebounds OR DR TOT	Fouls PF FD	TP	AS	TO	ST	Blocks BS BA	+/-						
2	Elijah Saunders	F 29:53	6-12	0-4	0-0	1	0	1	1	0	12	0	2	0	0	2	-6		
5	Jacob Coffie	F 24:07	2-7	0-1	1-1	2	1	3	2	2	5	1	1	0	2	0	-11		
4	Andrew Rohde	G 32:07	6-12	2-5	2-3	0	4	4	0	2	16	3	1	3	0	0	-18		
10	Taine Murray	G 27:36	5-10	0-3	2-2	2	3	5	4	2	2	3	0	0	2	3	-11		
11	Isaac McKneely	G 34:36	0-5	3-7	0-0	0	3	3	0	2	13	4	2	1	0	0	-16		
0	Blake Buchanan	11:26	0-1	0-0	0-0	0	2	2	3	0	0	0	1	1	0	0	-16		
7	Dai Dai Ames	10:12	0-2	0-0	0-0	1	1	1	2	1	0	0	0	1	0	0	-4		
9	Ishan Sharma	16:54	1-3	0-2	0-0	0	0	0	0	2	1	2	2	0	0	0	-10		
23	TJ Power	06:28	0-2	0-0	0-0	2	2	1	1	1	0	0	0	0	0	0	-11		
21	Anthony Robinson	06:41	0-0	0-0	0-0	1	0	1	1	0	0	0	1	0	2	0	-9		
Team						0	3	3			0		1						
Totals		20:54	5-26	5-6	6	19	25	16	11	50	13	10	5	6	5	-20			

Technical Fouls: NONE

		LOU	UVA
Biggest lead	20 (2 nd 0:45)	1 (1 st 15:56)	
Best Scoring Run	7 (1 st 8:46)	7 (2 nd 16:46)	
Lead Changes	5		
Times Tied	2		
Time with Lead	36:59	00:22	

Points from	LOU	UVA
Turnovers	10	6
Paint	36	18
Second Chance	10	5
Fast Breaks	4	4
Bench	34	2

Period by Period Scoring			
	1st	2nd	TOT
LOU	32	38	70
UVA	27	23	50

GAME 15 - CALIFORNIA 75, VIRGINIA 61



Official Basketball Box Score - Final
Virginia at California
01/08/25 Haas Pavilion, Berkeley
California vs. Virginia

Game Time: 8:00 PM
Game Duration: 2:06
Attendance: 3,686


Officials: Gregory Nixon, Earl Walton, Jenna Renuau

Record: 8-7 (1-3)																			
NO.	Name	Min	FG M-A	3P M-A	FT M-A	Rebounds OR DR TOT	Fouls PF FD	TP	AS	TO	ST	Blocks BS BA	+/-						
2	Elijah Saunders	F 29:53	1-8	1-4	8-8	2	8	10	1	4	11	1	1	1	0	1	-8		
5	Jacob Coffie	F 18:15	5-9	1-3	1-2	0	4	4	4	4	14	6	1	2	0	0	-11		
4	Andrew Rohde	G 32:47	6-13	0-3	2-2	0	4	4	4	1	14	6	1	2	0	0	-11		
10	Taine Murray	G 19:01	1-3	1-1	0-0	0	1	1	4	1	3	0	2	0	0	0	-7		
11	Isaac McKneely	G 37:02	1-8	1-4	0-1	1	1	2	2	4	3	1	1	1	0	2	-8		
0	Blake Buchanan	17:28	1-5	0-0	4-4	5	0	5	2	2	6	0	0	0	0	1	-10		
7	Dai Dai Ames	03:57	0-2	0-1	0-0	0	0	0	0	2	0	0	0	0	0	0	-9		
23	TJ Power	12:21	0-1	0-0	0-0	0	1	1	1	0	0	1	1	0	0	0	-5		
9	Ishan Sharma	24:59	3-8	3-7	0-0	0	0	0	2	9	2	0	0	0	0	1	-5		
21	Anthony Robinson	04:17	1-1	0-0	1-1	0	1	1	2	3	0	0	0	0	0	0	-8		
Team						3	2	5			0		0						
Totals		19:58	7-23	16-18	11	22	33	23	16	61	11	8	6	0	5	-14			

Technical Fouls: NONE

Record: 8-7 (1-3)		
-------------------	--	--

GAME 17 - SMU 54, VIRGINIA 52



Official Basketball Box Score - Final

SMU at Virginia

01/15/25 John Paul Jones Arena, Charlottesville

Virginia vs SMU Men's Basketball

Game Time: 9:00 PM

Game Duration: 2:01

Attendance: 13,554

Officials: Ron Groover, Tony Chiazza, Michael Greenstein

SMU - 54

Record: 13-4 (4-2)

NO. Name	Min	FG M-A	3P M-A	FT M-A	Rebounds OR DR TOT	Fouls PF FD	TP	AS	TO	ST	Blocks BS BA	+/-
33 Matt Cross	F 23:44	0-2	0-1	0-1	1 5 6	4 2	0	0	3	0	0 1	-3
24 Samet Yigitoglu	C 30:03	5-6	0-0	0-2	1 5 6	1 1	10	1	2	0	1 0	-6
0 B.J. Edwards	G 33:41	3-8	1-3	1-2	2 3 5	3 2	8	1	2	2	0 1	6
2 Boopie Miller	G 33:34	5-14	2-4	0-0	1 5 6	1 2	12	4	1	1	0 0	4
3 Chuck Harris	G 28:36	5-14	2-9	0-0	1 2 3	4 3	12	1	1	1	0 0	2
8 Kario Oquendo	22:46	2-6	0-4	2-2	0 2 2	1 3	6	2	1	2	0 0	-6
21 Yohan Traore	12:18	1-1	0-0	0-0	2 1 3	0 1	2	1	1	0	0 0	6
22 Keon Ambrose-Hylton	14:34	2-2	0-0	0-0	0 4 4	3 0	4	1	1	0	0 0	6
5 Tibet Gorener	00:31	0-0	0-0	0-0	0 1 1	0 0	0	0	1	0	0 0	1
20 Jerrell Colbert	00:13	0-0	0-0	0-0	0 0 0	0 0	0	0	0	0	0 0	0
Team					0 3 3				0			
Totals		23-53	5-21	3-7	8 31 39	17 14	54	12	12	6	1 4	2

Shooting By Period

1st FG% 13-29 44.8%

3PT% 1-12 8.3%

FT% 0-2 0%

2nd FG% 10-24 41.7%

3PT% 4-9 44.4%

FT% 3-5 60%

GM FG% 23-53 43.4%

3PT% 5-21 23.8%


FT% 3-7 42.9%

Dead Ball Rebounds: 1, 0

Virginia - 52		Record: 9-9 (1-5)																
NO. Name	Min	FG M-A	3P M-A	FT M-A	Rebounds OR DR TOT	Fouls PF FD	TP	AS	TO	ST	Blocks BS BA	+/-	Shooting By Period					
2 Elijah Saunders	F 25:56	3-8	2-3	0-0	0 3 3	1 1	8	1	1	1	2 0	-8	1 st FG%	9-26	34.6%			
5 Jacob Coffie	F 17:54	2-5	0-2	0-0	1 2 3	3 2	4	1	2	2	0 0	1	3PT%	3-15	20.0%			
4 Andrew Rohde	G 34:59	1-9	0-6	1-2	1 1 2	2 1	3	4	0	3	0 0	-5	FT%	4-4	100%			
7 Dai Dai Ames	G 27:48	3-6	0-2	0-0	0 0 0	2 0	6	2	1	0	0 0	3	2 nd FG%	9-26	34.6%			
11 Isaac McNeely	G 31:56	1-9	0-6	4-4	0 3 3	2 3	6	4	2	0	0 0	-6	3PT%	1-11	9.1%			
0 Blake Buchanan	26:56	5-7	0-0	1-1	3 12 15	1 4	11	2	2	1	2 1	5	FT%	8-11	72.7%			
9 Ishan Sharma	18:20	2-7	2-7	4-4	0 1 1	2 4	10	0	0	0	0 0	14	GM FG%	18-52	34.6%			
10 Taine Murray	07:03	0-0	0-0	2-4	0 0 0	1 2	2	1	0	0	0 0	-12	3PT%	4-26	15.4%			
21 Anthony Robinson	09:08	1-1	0-0	0-0	0 1 1	0 0	2	0	0	1	0 0	-2	FT%	12-15	80.0%			
Team					0 2 2				0				Dead Ball Rebounds: 1, 0					
Totals		18-52	4-26	12-15	5 25 30	14 17	52	15	8	8	4 1	-2	Technical Fouls: NONE					

	SMU	UVA
Biggest lead	8 (2 nd 8:47)	5 (2 nd 0:31)
Best Scoring Run	8 (1 st 8:54)	12 (2 nd 0:31)
Lead Changes	6	
Times Tied	5	
Time with Lead	31:43	04:22
Points from Turnovers	SMU 7	UVA 16
Paint	SMU 36	UVA 24
Second Chance	SMU 6	UVA 4
Fast Breaks	SMU 9	UVA 4
Bench	SMU 12	UVA 25
Period by Period Scoring	1st 2nd TOT	1st 2nd TOT
SMU	27 27 54	
UVA	25 27 52	

GAME 18 - LOUISVILLE 81, VIRGINIA 67



Official Basketball Box Score - Final

Virginia at Louisville

01/18/25 KFC Yum! Center, Louisville

2024-25 Men's Basketball

Game Time: 12:01 PM

Game Duration: 2:05

Attendance: 18,233

Officials: Ted Valentine, Sean Hull, Kellen Miner

Virginia - 67

Record: 8-10 (1-6)

NO. Name	Min	FG M-A	3P M-A	FT M-A	Rebounds OR DR TOT	Fouls PF FD	TP	AS	TO	ST	Blocks BS BA	+/-
2 Elijah Saunders	F 33:04	6-13	3-6	4-7	0 10 10	4 5	19	1	4	1	0 1	-17
5 Jacob Coffie	F 09:39	1-3	0-1	0-1	0 1 1	1 1	2	0	1	0	0 1	-8
4 Andrew Rohde	G 34:32	3-10	1-4	0-0	2 1 3	1 0	7	4	1	2	1 0	-22
7 Dai Dai Ames	G 27:47	2-4	0-1	0-0	0 1 1	4 1	4	4	2	2	0 0	-5
11 Isaac McNeely	G 33:02	4-9	1-5	1-1	0 0 0	1 2	10	4	1	1	0 0	-17
0 Blake Buchanan	19:30	3-5	0-0	3-5	1 4 5	3 3	9	0	1	0	1 1	-7
9 Ishan Sharma	23:16	2-4	2-3	0-0	0 3 3	4 0	6	1	1	0	0 0	-2
10 Taine Murray	03:34	1-1	1-1	0-0	0 0 0	0 0	3	0	0	0	0 0	0
23 TJ Power	14:13	2-2	0-0	3-5	1 4 5	3 0	0	0	2	0	0 0	4
Team	01:23	0-0	0-0	0-0	0 0 0	0 0	0	0	0	0	0 0	4
Totals		24-51	8-21	11-19	5 25 30	21 16	67	14	15	5	3 3	-14

Shooting By Period

1st FG% 11-31 35.5%

3PT% 2-10 20.0%

FT% 4-6 66.7%

2nd FG% 13-20 65.0%

3PT% 6-11 54.5%

FT% 7-13 53.8%

GM FG% 24-51 47.1%

3PT% 8-21 38.1%


FT% 11-19 57.9%

Dead Ball Rebounds: 4, 0

Louisville - 81		Record: 14-5 (7-1)												<div>Shooting By Period</div> <div>1st FG% 13-28 46.4%</div> <div>3PT% 4-11 36.4%</div> <div>FT% 9-12 75%</div> <div>2nd FG% 13-32 40.6%</div> <div>3PT% 2-12 16.7%</div> <div>FT% 14-15 93.3%</div> <div>GM FG% 26-60 43.3%</div> <div>3PT% 6-23 26.1%</div> <div>FT% 23-27 85.2%</div> <div>Dead Ball Rebounds: 3, 0</div>	
NO. Name	Min	FG M-A	3P M-A	FT M-A	Rebounds OR DR TOT	Fouls PF FD	TP	AS	TO	ST	Blocks BS BA	+/-			
0 James Scott	F 28:32	5-7	0-0	2-3	3 7 10	3 3	12	1	2	0	1 0	16			
1 J'Vonnie Hadley	G 34:19	5-8	1-1	2-3	2 1 3	3 3	13	1	1	1	0 0	17			
6 Terrence Edwards Jr.	G 32:54	6-13	0-5	4-5	1 5 6	2 3	16	1	1	1	0 0	14			
6 Reynae Smith	G 31:40	4-11	4-11	7-7	0 4 4	0 4	19	0	0	0	0 0	23			
24 Chucky Hepburn	G 33:41	2-13	0-4	4-4	1 2 3	1 4	8	8	1	4	0 1	14			
9 Khani Rooths	17:25	1-3	1-1	2-2	0 1 1	1 2	5	0	0	0	0 0	2			
25 Aboubacar Traore	11:37	3-4	0-0	1-1	1 2 3	4 1	7	0	2	2	1 0	-2			
13 Frank Anselem-Ibe	06:10	0-0	0-0	1-2	0 3 3	2 1	1	0	0	0	1 0	-2			
4 Cole Sherman	01:14	0-1	0-1	0-0	0 0 0	0 0	0	0	0	0	0 0	0			
33 Aidan McCool	01:14	0-0	0-0	0-0	0 0 0	0 0	0	0	0	0	0 0	-4			
55 Spencer Legg	01:14	0-0	0-0	0-0	0 0 0	0 0	0	0	0	0	0 0	-4			
Team					2 1 3				0		0				
Totals		26-60	6-23	23-27	10 26 36	16 21	81	11	7	8	3 3	14			

	UVA	LOU
Biggest lead	0 (1 st 20:00)	21 (2 nd 12:23)
Best Scoring Run	7 (2 nd 10:34)	6 (1 st 10:11)
Lead Changes	0	
Times Tied	0	
Time with Lead	00:00	39:38
Points from Turnovers	UVA 7	LOU 20
Paint	UVA 28	LOU 38
Second Chance	UVA 8	LOU 13
Fast Breaks	UVA 0	LOU 4
Bench	UVA 25	LOU 13
Period by Period Scoring	1st 2nd TOT	1st 2nd TOT
UVA	28 39 67	
LOU	39 42 81	

GAME 19 - VIRGINIA 74, BOSTON COLLEGE 56



Official Basketball Box Score - Final

Boston College at Virginia

01/21/25 John Paul Jones Arena, Charlottesville

Virginia vs Boston College Men's Basketball

Game Time: 7:00 PM

Game Duration: 1:52

Attendance: 13,481

Officials: Roger Ayers, Gregory Nixon, Courtney Green

Boston College - 56

Record: 9-10 (1-7)

NO. Name		Min	FG		3P	FT	Rebounds			Fouls	PF	FD	TP	AS	TO	ST	Blocks		+/-
			M-A	M-A			OR	DR	TOT								BS	BA	
32 Chad Venning	F	29:12	6-11	0-0	2-2	0	2	4	5	2	2	14	0	1	0	0	2	-12	
1 Dion Brown	G	22:01	5-9	1-4	0-0	2	4	6	2	2	11	1	3	1	0	0	-9		
3 Roger McFarlane	G	19:56	1-4	0-2	0-0	0	2	2	0	0	2	0	3	0	0	0	-18		
7 Joshua Beadle	G	24:11	1-5	0-0	0-0	1	0	1	1	0	2	4	3	0	0	1	-4		
13 Donald Hand Jr.	G	22:15	1-2	1-2	2-2	0	3	3	2	2	5	3	0	1	0	0	-18		
5 Fred Payne		28:51	7-10	2-5	1-1	0	0	0	1	1	17	1	1	3	0	0	-3		
22 Jayden Hastings		15:06	1-2	0-0	0-1	0	1	1	1	1	2	0	1	0	0	0	-2		
00 Chas Kelley III		15:25	0-1	0-1	3-4	0	2	2	0	2	3	2	1	0	0	0	-2		
10 Luka Toews		10:35	0-2	0-0	0-0	0	0	0	1	1	0	1	2	0	0	0	-14		
8 Kany Tchanda		12:28	0-1	0-1	0-0	0	0	0	1	0	0	0	0	0	0	0	-8		
Team							1	2	3			0		0					
Totals			22-47	4-15	8-10	4	19	23	14	11	56	12	15	5	0	3	-18		

Technical Fouls: NONE

Shooting By Period

1st FG% 10-23 43.5%

3PT% 1-7 14.3%

FT% 2-2 100%

2nd FG% 12-24 50.0%

3PT% 3-8 37.5%

FT% 6-8 75%


GM FG% 22-47 46.8%

3PT% 4-15 26.7%

FT% 8-10 80.0%

Dead Ball Rebounds: 0, 0

GAME 25 - VIRGINIA 73, VIRGINIA TECH 70



Official Basketball Box Score - Final

Virginia at Virginia Tech

02/15/25 Cassell Coliseum, Blacksburg, Va.

2024-25 Men's Basketball

Game Time: 2:06 PM

Game Duration: 1:58

Attendance: 8,925

Officials: Eric Lewis, Justin Porterfield, Jeff Pon

Virginia - 73

Record: 13-12 (6-8)

NO. Name	Min	FG M-A	3P M-A	FT M-A	Rebounds OR DR TOT	Fouls PF FD	TP	AS	TO	ST	Blocks BS BA	+/-		
0 Blake Buchanan	F 25:58	0-0	0-0	1-2	0 7 7	3 1	1	0	0	0	1 0	-3		
5 Jacob Coffe	F 18:14	2-4	0-0	0-1	1 0 1	4 1	4	0	1	2	0 0	0		
4 Andrew Rohde	G 24:39	1-3	1-3	4-4	0 4 4	4 2	7	9	2	0	0 0	7		
7 Dai Dai Ames	G 35:47	5-9	1-4	0-0	0 0 0	1 0	11	5	1	1	1 0	-7		
11 Isaac McKneely	G 34:29	7-16	6-14	2-2	0 3 3	2 2	22	1	1	1	0 0	-1		
2 Elijah Saunders	17:30	2-8	2-6	2-2	2 2 4	1 2	8	0	1	0	0 0	-1		
21 Anthony Robinson	18:18	4-5	0-0	7-8	3 4 7	2 4	15	0	1	0	2 1	7		
10 Taine Murray	15:57	1-2	0-1	0-0	0 2 2	1 1	2	2	0	0	0 1	4		
9 Ishan Sharma	09:08	1-3	1-3	0-0	0 0 0	0 1	3	1	1	1	0 0	6		
Team					1 1 2		0		0					
Totals	23:50	11-31	16-19	7 23	30	18	14	73	18	8	5	4	2	3

Shooting By Period

1st FG% 15-27 55.6%

3PT% 7-15 46.7%

FT% 3-5 60%

2nd FG% 8-23 34.8%

3PT% 4-16 25.0%

FT% 13-19 68.4%

GM FG% 23-50 46.0%

3PT% 11-31 35.5%


FT% 16-19 84.2%

Dead Ball Rebounds: 1, 0

Virginia Tech - 70				Record: 11-14 (6-8)													
NO. Name	Min	FG M-A	3P M-A	FT M-A	Rebounds OR DR TOT	Fouls PF FD	TP	AS	TO	ST	Blocks BS BA	+/-	Shooting By Period				
1 Tobì Lawal	F 31:22	7-11	2-2	7-9	0 7 7	3 6	23	2	1	0	0 1	2	1 st FG%	11-26	42.3%		
34 Mylajael Poteat	F 24:23	2-3	0-0	0-0	0 4 4	1 0	4	0	3	0	1 1	-3	3PT%	4-11	36.4%		
2 Jaden Schutt	G 17:47	1-3	1-2	0-0	1 2 3	2 0	3	1	0	0	0 0	4	FT%	7-9	77.8%		
10 Tyler Johnson	G 31:35	3-5	0-0	3-3	1 3 4	4 2	9	0	0	2	0 0	6	2 nd FG%	12-24	50.0%		
11 Ben Hammond	G 26:28	4-8	2-3	1-1	0 1 1	0 3	11	3	2	0	0 1	-1	3PT%	6-8	87.5%		
3 Jaydon Young	15:01	2-7	2-6	2-2	1 0 1	2 1	8	0	0	0	0 1	-16	GM FG%	23-50	46.0%		
22 Connor Serven	01:33	0-0	0-0	0-0	0 0 0	1 0	0	0	0	0	0 0	-4	3PT%	10-24	41.7%		
7 Brandon Rechsteiner	29:10	2-6	2-6	0-0	0 1 1	1 2	6	3	4	0	0 0	-2	FT%	14-17	82.4%		
13 Ben Burnham	22:42	2-7	1-5	1-2	1 2 3	1 2	6	2	0	1	1 0	-1	Dead Ball Rebounds: 0, 1				
Team					3 1 4		0		0								
Totals	23:50	10-24	14-17	7 21	28	16	16	70	11	10	3	2	4	-3			
Technical Fouls:Johnson 2 nd 20:00Brown Jr. 2 nd 20:00																	

	Cavs	Hokies	Points from Turnovers	Cavs	Hokies	Period by Period Scoring			
Biggest lead	15 (1 st 6:38)	3 (1 st 17:26)	17	12		1st	2nd	TOT	
Best Scoring Run	7 (1 st 12:27)	7 (1 st 3:23)	Paint	24	26				
Lead Changes	2		Second Chance	13	11	Cavs	40	33	73
Times Tied	3		Fast Breaks	7	4				
Time with Lead	35:25	01:33	Bench	28	20	Hokies	33	37	70

GAME 26 - NO. 3 DUKE 80, VIRGINIA 62



Official Basketball Box Score - Final

Duke at Virginia

02/17/25 John Paul Jones Arena, Charlottesville

Virginia vs No. 3 Duke Men's Basketball

Game Time: 8:00 PM

Game Duration: 1:53

Attendance: 14,445

Officials: Roger Ayers, Clarence Armstrong, Tony Henderson

Duke - 80

Record: 23-3 (15-1)

NO. Name	Min	FG M-A	3P M-A	FT M-A	Rebounds OR DR TOT	Fouls PF FD	TP	AS	TO	ST	Blocks BS BA	+/-	Shooting By Period							
2 Cooper Flagg	F 29:46	8-16	0-3	1-2	2 12 14	3 1	17	2	0	2	2 1	15	1 st FG%	17-32	53.1%					
9 Khaman Maluach	C 18:46	1-2	0-0	0-0	2 2 4	0 2	0	2	1	1	0 0	2	3PT%	3-3	100%					
5 Tyrese Proctor	G 30:35	3-7	1-3	0-0	0 0 0	2 0	7	4	2	0	0 1	0	2 nd FG%	14-27	51.9%					
7 Kon Knueppel	G 29:28	5-12	3-6	4-4	3 4 7	0 2	17	1	0	1	0 2	22	3PT%	3-12	25.0%					
14 Sion James	G 21:28	3-3	0-0	3-3	0 3 3	3 2	9	3	1	0	0 0	26	FT%	6-8	75%					
6 Maliq Brown	10:00	1-1	0-0	0-0	1 0 1	0 0	2	2	0	0	0 0	13	GM FG%	31-59	52.5%					
18 Mason Gillis	15:22	0-3	0-2	0-0	1 2 3	0 0	0	0	1	1	0 0	5	3PT%	9-23	39.1%					
3 Isaiah Evans	22:17	6-7	5-6	0-0	1 2 3	0 2	17	0	0	0	2 0	-1	FT%	9-11	81.8%	<div>Dead Ball Rebounds: 3, 0</div>				
21 Patrick Ngongba	11:14	4-5	0-0	0-0	1 1 1	1 0	8	0	0	0	0 0	3								
1 Caleb Foster	06:57	0-3	0-3	1-2	0 1 1	2 1	1	2	0	0	0 0	-2								
8 Darren Harris	04:07	0-0	0-0	0-0	0 0 0	2 0	0	0	0	0	0 0	-3								
Team					0 4 4		0		1											
Totals	31:59	9-23	9-11	10 31	41	15	8	80	16	6	4	5	3	18						
Technical Fouls:NONE																				

Virginia - 62														Record: 13-13 (6-9)														Technical Fouls:NONE													
NO.	Name	Min	FG M-A	3P M-A	FT M-A	Rebounds OR DR TOT	Fouls PF FD	TP	AS	TO	ST	Blocks BS BA	+/-	Shooting By Period																											
0	Blake Buchanan	F 21:10	1-3	0-0	0-0	1 2 3	0 0	2	1	0	1	1 1	-9	1 st FG%	10-26	38.5%																									
5	Jacob Coffe	F 16:41	0-2	0-1	0-0	0 0 0	3 1	0	0	0	0	1 0	-9	3PT%	5-10	50.0%																									
4	Andrew Rohde	G 34:12	5-10	2-4	3-4	0 5 5	0 4	15	5	2	1	0 1	-18	2 nd FG%	10-26	38.5%																									
7	Dai Dai Ames	G 29:51	6-12	1-4	2-3	0 1 1	1 2	15	3	1	0	0 0	-12	3PT%	3-12	25.0%																									
11	Isaac McKneely	G 33:37	4-9	4-7	2-2	1 2 3	1 3	14	2	1	1	0 0	-14	FT%	10-12	83.3%																									
2	Elijah Saunders	23:19	1-8	1-4	4-4	1 2 3	1 2	7	2	0	0	0 1	-9	GM FG%	20-52	38.5%																									
10	Taine Murray	10:34	0-1	0-0	0-0	0 0 0	0 0	0	0	0	0	0 1	-8	3PT%	8-22	36.4%																									
21	Anthony Robinson	18:50	3-4	0-0	1-2	0 3 3	1 2	7	0	1	0	1 0	-9	FT%	14-17	82.4%																									
9	Ishan Sharma	08:35	0-3	0-2	2-2	0 1 1	1 1	2	0	0	0	0 1	-3	Dead Ball Rebounds: 0, 0																											
23	TJ Power	03:11	0-0	0-0	0-0	0 0 0	0 0	0	0	0	0	0 0	1																												
Team						1 1 2		0		0																															
Totals			20-52	8-22	14-17	4 17 21	8 15 62	13	5	3	3	5	-18	Technical Fouls:NONE																											

	DUK		UVA		Points from Turnovers		DUK UVA		Period by Period Scoring			
Biggest lead	27 (2 nd 8:06)		3 (1 st 18:07)		9 5				1st 2nd TOT			
Best Scoring Run	9 (1 st 8:19)		5 (2 nd 5:26)		Paint		42 18		DUK 43 37 80			
Lead Changes	5				Second Chance		16 7		Hokies 29 33 62			
Times Tied	2				Fast Breaks		8 3					
Time with Lead	36:05		01:54		Bench		28 16					

Game Notes: Jump Ball in UVA favor on contested rebound 18:27 in 2nd half, because the following inbound was turned over with no UVA possession, possession arrow stayed with UVA for next jump ball as well •

GAME 27 - NORTH CAROLINA 81, VIRGINIA 66

||
||
||

THE LAST TIME

VIRGINIA INDIVIDUALS

- **Scored 30 points:** Kyle Guy vs. Marshall (12/31/18)
- **Scored 40 points:** Sean Singletary (41) at Miami (3/1/08)
- **Two players with 20 points:** Isaac McKneely (26) and Taine Murray (20) at Miami (1/29/25)
- **Three players with 20 points:** Chris Williams (27), Roger Mason, Jr. (22) and Donald Hand (20) vs. Duke (1/5/00)
- **Four players with 20 points:** Chris Williams (23), Donald Hand (22), Adam Hall (21) and Travis Watson (20) vs. Georgetown (3/15/00)
- **A player with back-to-back 25-point games:** Joe Harris, 26 vs. Virginia Tech (2/12/13), 27 at North Carolina (2/16/13)
- **One player scored in double figures:** Dai Dai Ames (12) vs. Tennessee (11/21/24)
- **No players scored in double figures:** vs. Florida (3/18/17)
- **Five players scored in double figures:** Isaac McKneely (18), Andrew Rohde (14), Blake Buchanan (11), Jacob Cofie (10), Dai Dai Ames (10) vs. NC State (1/24/24)
- **Six players scored in double figures:** Sean Singletary (27), Adrian Joseph (13), Jamil Tucker (13), Mamadi Diane (12), Calvin Baker (11) and Laurynas Mikaluskas (11) vs. Maryland (3/9/08)
- **Seven players scored in double figures:** Cornel Parker (20), Junior Burrough (15), Ted Jeffries (14), Cory Alexander (13), Jason Williford (12), Yuri Barnes (11) and Doug Smith (11) vs. Clemson (1/13/93)
- **Had 15 rebounds:** Blake Buchanan (15) vs. SMU (1/15/24)
- **Had 20 rebounds:** Mike Tobey (20) vs. Louisville (3/5/16)
- **Had 25 rebounds:** Bob Mortell (25) vs. Washington & Lee (2/27/60)
- **Two players with 10 rebounds:** Francisco Caffaro (12) and Jayden Gardner (10) at Notre Dame (1/29/22)
- **Three players with 10 rebounds:** Jay Huff (12), Kihei Clark (11) and Braxton Key (10) at Syracuse (11/6/19)
- **Double-Double:** Blake Buchanan (10 points, 11 rebounds) at Pitt (2/3/25)
- **Two players had a double-double:** Jayden Gardner (22 points, 10 rebounds) and Francisco Caffaro (11 points and 12 rebounds) at Notre Dame (1/29/22)
- **Three players had a double-double:** Jason Williford (10 pts, 15 rebs), Ted Jeffries (23 pts, 10 rebs), and Cornel Parker (11 pts, 11 rebs) at William & Mary (1/25/93)
- **Double-Double with points and assists:** Reece Beekman (17 points, 11 assists) vs. NC State (3/15/24)
- **Triple-Double:** Ralph Sampson (15 pts, 22 rebs, 10 blks) vs. Old Dominion (12/29/79)
- **Three Double-Doubles in a row:** Sam Hauser [3] (13 pts, 10 rebs) at Notre Dame (12/30/20), (16 pts, 11 rebs) vs. Wake Forest (1/6/21), (17 pts, 10 rebs) at Boston College (1/9/21)
- **Four Double-Doubles in a row:** Mike Scott [5] (27 pts, 15 rebs) vs. Oklahoma (11/23/10), (16 pts, 10 rebs) vs. Wichita State (11/24/10), (17 pts, 12 rebs) at Minnesota (11/29/10), (21 pts, 13 rebs) at Virginia Tech (12/5/10), (10 pts, 13 rebs) vs. Radford (12/7/10)
- **20 points and 20 rebounds:** Travis Watson (21 points, 20 rebounds) vs. Wofford (1/2/03)
- **20 points and 10 rebounds:** Jayden Gardner (23 points, 12 rebounds) vs. Clemson (3/10/23)
- **13 assists:** Kihei Clark (13) vs. Navy (12/29/19)
- **10 assists:** Reece Beekman (11) vs. NC State (3/15/24)
- **5 blocked Shots:** Ryan Dunn (5) at Duke (3/2/24)
- **5 steals:** Reece Beekman (5) at Louisville (1/27/24)
- **Led UVA in points, rebounds and assists:** Andrew Rohde (15 points, 5 rebounds, 5 assists) vs. Duke (2/17/25)
- **Hit a last second shot to win a game:** Reece Beekman at Duke (2/7/22) [3-pointer with 1.1 seconds remaining]
- **Played more than 40 minutes:** Reece Beekman (43) vs. Boston College (3/14/24)
- **Played all 40 minutes:** Kihei Clark (40), vs. St. Bonaventure (3/22/22)

VIRGINIA TEAM

- **Won in Overtime:** 66-60 vs. Boston College (3/14/24)
- **Lost in Overtime:** 73-65 vs. NC State (3/15/24)
- **Played Two Overtimes:** at Virginia Tech, 80-78 2 OT (2/12/17)
- **Played Three Overtimes:** vs. Georgetown, L 115-111 (3/15/00)
- **Shot 70 percent for a half:** 70.4% (19-27) vs. Austin Peay - 1st Half (11/13/17)
- **Shot 60 percent in a game:** 60% (30-50) vs. Miami (2/5/22)
- **Shot less than 30 percent in a game:** 28.6% (14-49) vs. Tennessee (11/21/24)
- **Shot 100 percent from the free throw line:** 100% (6-6) vs. Texas A&M (11/29/23)
- **Shot 70 percent from 3-point line:** 72% (18-25) at Syracuse (3/4/19)
- **Shot less than 30 percent in a half:** 28% (7-25) in 2nd Half vs. Tennessee (11/21/24)
- **Shot less than 20 percent in a half:** 17.2% (5-29) in 1st Half vs. Colorado State (3/19/24)
- **Shot 55 percent or better and lost:** 58.5% (31-53) at North Carolina (2/16/13)
- **Shot 50 percent or better and lost:** 52.6% (30-57) vs. Iowa (11/29/21)
- **Attempted 50 FTs:** 52 (made 34) vs. Howard (12/12/94)
- **Attempted 35 3-pointers:** 38 (11-38) vs. Va. Tech (2/10/18)
- **Did Not Attempt a FT:** 0 vs. Wisconsin (11/27/17)
- **Made 30 FTs:** 31 (31 of 36) vs. Tennessee (3/18/07)
- **Made 15 3-pt FGs:** 15 at Wake Forest (1/21/23)
- **Failed to make a 3-pt FG:** vs. Louisville (0 of 6) (3/9/22)
- **Had 50 rebounds:** 54 vs. NC State (1/24/24)
- **Had 20 offensive rebounds:** 20 vs. NC State (1/24/24)
- **Had 25 assists:** 26 vs. Iowa State (3/25/16)
- **Had 15 steals:** 15 vs. Florida (11/10/23)
- **Had 10 blocks:** 13 vs. Wake Forest (2/17/24)
- **Had 10 steals & 10 blocks:** 13 steals & 10 blocks vs. Texas Southern (11/16/23)
- **Led by 30 points at halftime:** 30 vs. North Carolina A&T (11/14/23)
- **Scored 50 pts in a half:** 56 vs. Baylor, 2nd half (11/18/22)
- **Scored 60 pts in a half:** 60 vs. Gonzaga, 1st half (1/3/07)
- **Scored 70 pts in a half:** 70 vs. Coastal Carolina, 2nd half (11/20/00)
- **Scored 100 pts (ACC):** 103 vs. Maryland (1/16/07)
- **Scored 100 pts (non-conf):** 100 vs. Marshall (12/31/18)
- **Scored under 20 pts in 1st half:** 14 vs. Colorado State (3/19/24)
- **Scored under 20 pts in 2nd half:** 19 at North Carolina (2/18/17)
- **Scored under 50 pts in a game:** 42 vs. Tennessee (11/21/24)
- **Defeated top-5 opponent:** 86-79 vs. #5 Baylor (11/18/22)
- **Defeated top-5 opponent on the road:** 65-63 at #4 Duke (1/27/18)
- **Defeated top-5 opponent at neutral site:** 86-79 vs. #5 Baylor (11/18/22)
- **Defeated top-ranked opponent:** 86-73 vs. #1 North Carolina (1/30/86)
- **Won when trailing by 16 points:** Trailed 32-16 during 63-61 vs. Ohio State (11/30/16)
- **Won when trailing by 17 points:** Trailed 31-14 during 61-58 overtime win vs. Maryland (3/10/13)
- **All five starters scored all of the points:** vs. Florida State (3/4/25)

OPPONENT INDIVIDUALS

- **Scored 30 points:** Buddy Boeheim (31), Syracuse (3/11/21)
- **Scored 35 points:** Carsen Edwards (42), Purdue (3/30/19)
- **Scored 40 points:** Carsen Edwards (42), Purdue (3/30/19)
- **Scored 50 points:** Len Chappell (50), Wake (2/12/62)
- **Two players with 20 points:** Jericole Hellesms (21) and Tarquavion Smith (20) at NC State (1/22/22)
- **Two players with 25 points:** Corey Kispert (32) and Drew Timme (29) vs. Gonzaga (12/26/20)
- **Three players with 20 points:** Jordan McRae (21), Jarnell Stokes (20) and Josh Richardson (20) at Tennessee (12/30/13)
- **Two players with 30 points:** Trevor Powell (31) and Tony Smith (31) at Marquette (2/3/90)
- **No players scored in double figures:** Texas Southern (11/16/23)
- **Five players scored in double figures:** Jae'lyn Withers (16), Ian Jackson (16), Ven-Allen Lubin (14), RJ Davis (12), Drake Powell (11) (2/22/25) at North Carolina (2/22/25)
- **Six players scored in double figures:** C.J. Harris (15), Ari Stewart (12), Travis McKie (12), J.T. Terrell (11), Ty Walker (11), Gary Clark (10), at Wake Forest (1/29/11)
- **Seven players scored in double figures:** Stanley Burrell (15), Drew Lavender (13), C.J. Anderson (12), B.J. Raymond (12), Josh Duncan (11), Charles Bronson (11) and Jason Love (10), at Xavier (1/3/08)
- **Double-Double:** Eddie Lampkin (25 points, 10 rebounds) at Syracuse (3/8/25)
- **Double-Double with points and assists:** Keifer Sykes (21 pts, 10 assists) at Green Bay (12/7/13)
- **Two players had a double-double:** Joel Scott (23 points, 11 rebounds) and Nique Clifford (17 points, 10 rebounds) vs. Colorado State (3/19/24)
- **Player had 20 points and 20 rebounds:** Armando Bacot (29 points, 22 rebounds), North Carolina (1/8/222)
- **Had 15 rebounds:** Armando Bacot (22), North Carolina (2/20/20)
- **Had 20 rebounds:** Armando Bacot (22), North Carolina (1/8/22)
- **Had 10 assists:** Keifer Sykes (10), at Green Bay (12/7/13)
- **5 Blocked Shots:** Efton Reid (5), Wake Forest (1/13/24)
- **5 Steals:** Jordan Miller (7), Miami (2/5/22) & Jose Alvarado (6), Georgia Tech (1/23/21)
- **Hit a last second shot to win a game:** Boopie Miller, SMU (1/15/25), 3-pointer with 0.4 seconds remaining

OPPONENT TEAM

- **Shot less than 30 percent in a game:** 28% (14-50), Coppin State (11/11/24)
- **Shot less than 30 percent in a game (ACC):** 28.6% (14-49), Miami (2/5/24)
- **Shot 60 percent in a game:** 60% (30-50) at NC State (1/22/22)
- **Shot 55 percent or better and lost:** 55.6% (30-54), Wake Forest (2/26/25)
- **Scored 100 pts:** 106, Washington (11/22/10)
- **Scored 90 pts in an ACC game:** 93, North Carolina (2/16/13)
- **Scored 60 pts in a half:** 60, at Miami, 2nd half (3/1/08)
- **Scored 50 pts in a half:** 54, vs. Gonzaga, 2nd half (12/26/21)
- **Scored 45 pts in the first half:** 46, at North Carolina (2/22/25)
- **Scored under 10 pts in 1st half:** 7, at Pitt (2/24/18)
- **Scored under 20 pts in 1st half:** 19, at Pitt (2/3/25)
- **Scored under 20 pts in 2nd half:** 19, vs. Texas Southern (11/16/23)
- **Scored under 40 pts in a game:** 38, vs. Miami (2/5/24)
- **Had 25 assists:** 27, at Xavier (1/3/08)
- **Had 20 offensvie rebounds:** 20, vs. Wisconsin (11/20/23)
- **Had 15 steals:** 15, Memphis (12/19/23)
- **Had 10 blocks:** 10 at Maryland (3/5/11)
- **Failed to make a 3-pt FG:** Georgia Tech (1/22/15)



BLAKE BUCHANAN

So. • F • 6-11 • 227 • Couer d'Alene, Idaho • Lake City

2024-25 SEASON

- Recorded 10 points, seven rebounds, a career-high five assists and three blocks vs. Campbell (11/6/24)
- Scored three points along with five rebounds vs. Villanova (11/15/24)
- Collected six points, seven rebounds and three blocks vs. No. 11 Tennessee (11/21/24)
- Registered six points, five rebounds and two blocks vs. No. 22 St. John's (11/22/24)
- Tallied 11 points and five rebounds vs. Manhattan (11/26/24)
- Recorded six points, six rebounds, one steal and one block vs. Holy Cross (11/29/24)
- Scored eight points along with five rebounds and two blocks at No. 13 Florida (12/4/24)
- Tallied five points, nine rebounds and three blocks vs. Bethune-Cookman (12/12/24)
- Scored six points along with five rebounds at Cal (1/8/25)
- Recorded first career double-double with 11 points and a career-best 15 rebounds vs. SMU (1/15/24)
- Tallied nine points and five rebounds at Louisville (1/18/25)
- Recorded seven points and six rebounds vs. Boston College (1/21/25)
- Totaled 16 points and nine rebounds at Miami (1/29/25)
- Netted 10 points along with 11 rebounds, two steals and two blocks at Pitt (2/3/25)
- Recorded seven points, 11 rebounds and four assists vs. Georgia Tech (2/8/25)
- Tallied four points, eight rebounds, four assists and three blocks vs. Florida State (3/4/25)
- Scored eight points and added three rebounds and two assists at Syracuse (3/8/25)

CAREER STATS/SINGLE-GAME HIGHS

		Field Goals				3-Point		F-Throws		Rebounds								Scoring			
SEASON	TEAM	GP-GS	MIN	AVG	FG-FGA	FG%	3FG-3FGA	3FG%	FT-FTA	FT%	OFF	DEF	TOT	AVG	PF-FO	A	TO	BLK	STL	PTS	AVG
2023-24	UVA	34-6	511	15.0	46-111	.414	0-0	.000	23-46	.500	43	64	107	3.1	62-3	12	15	30	14	115	3.4
2024-25	UVA	31-21	676	21.8	68-127	.535	0-2	.000	33-61	.541	56	110	166	5.4	71-1	45	25	35	16	169	5.5
TOTAL		65-27	1187	18.3	114-238	.479	0-2	.000	56-107	.523	99	174	273	4.2	133-4	57	40	65	30	284	4.4

Single Game Highs


Statistic	Value
Points	18 vs Florida 11/10/23
Rebounds	15 vs SMU 01/15/25
Assists	5 vs Campbell 11/06/24
Steals	2 6 times
Blocks	3 5 times
FG Made	6 at Miami (FL) 01/29/25
FG Attempts	9 vs Manhattan 11/26/24
3FG Attempts	1 vs Manhattan 11/26/24, at Florida 12/04/24
FT Made	10 vs Florida 11/10/23
FT Attempts	16 vs Florida 11/10/23

2024-25 BUCHANAN GAME-BY-GAME

Opponent	Date	GS	MIN	Total		3-Pointers		Free throws		Rebounds				Points							
				FG-FGA	PCT	3FG-3FGA	PCT	FT-FTA	PCT	OFF	DEF	TOT	AVG	PF	A	TO	BLK	STL	PTS	AVG	
Campbell	11/06/2024	*	28:48	3-6	.500	0-0	.000	4-9	.444	1	6	7	7.0	2	5	1	3	0	10	10.0	
Coppin St.	11/11/2024	*	19:24	2-5	.400	0-0	.000	0-0	.000	2	1	3	5.0	3	1	0	2	0	4	7.0	
vs Villanova	11/15/2024	*	18:28	1-4	.250	0-0	.000	1-2	.500	2	3	5	5.0	5	2	1	0	1	3	5.7	
vs Tennessee	11/21/2024	*	27:59	3-4	.750	0-0	.000	0-0	.000	2	5	7	5.5	0	1	2	3	0	6	5.8	
vs St. John's (NY)	11/22/2024	*	24:57	2-3	.667	0-0	.000	2-4	.500	4	1	5	5.4	4	2	1	1	2	6	5.8	
Manhattan	11/26/2024	*	21:00	5-9	.556	0-1	.000	1-4	.250	2	3	5	5.3	2	2	0	0	0	11	6.7	
Holy Cross	11/29/2024	*	20:23	3-5	.600	0-0	.000	0-1	.000	3	3	6	5.4	3	2	1	1	1	6	6.6	
at Florida	12/04/2024	*	22:33	4-6	.667	0-1	.000	0-0	.000	4	1	5	5.4	3	1	1	2	0	8	6.8	
at SMU	12/07/2024	*	24:34	1-4	.250	0-0	.000	2-2	1.000	1	2	3	5.1	2	0	2	0	2	4	6.4	
Bethune-Cookman	12/12/2024	*	19:48	2-4	.500	0-0	.000	1-2	.500	3	6	9	5.5	2	2	1	3	0	5	6.3	
Memphis	12/18/2024		12:22	2-2	1.000	0-0	.000	1-2	.500	1	0	1	5.1	2	0	0	0	1	5	6.2	
American	12/22/2024		14:51	0-2	.000	0-0	.000	0-0	.000	2	3	5	5.1	3	2	1	1	1	0	5.7	
NC State	12/31/2024		12:36	1-1	1.000	0-0	.000	1-2	.500	1	0	1	4.8	4	0	1	1	0	3	5.5	
Louisville	01/04/2025		11:26	0-1	.000	0-0	.000	0-0	.000	0	2	2	4.6	3	0	1	0	1	0	5.1	
at California	01/08/2025		17:28	1-5	.200	0-0	.000	4-4	1.000	5	0	5	4.6	2	0	0	0	0	6	5.1	
at Stanford	01/11/2025		20:54	1-2	.500	0-0	.000	0-0	.000	0	3	3	4.5	3	1	1	1	0	2	4.9	
SMU	01/15/2025		26:56	5-7	.714	0-0	.000	1-1	1.000	3	12	15	5.1	1	2	2	2	1	11	5.3	
at Louisville	01/18/2025		19:30	3-5	.600	0-0	.000	3-5	.600	1	4	5	5.1	3	0	1	1	0	9	5.5	
Boston College	01/21/2025		21:25	3-5	.600	0-0	.000	1-3	.333	1	5	6	5.2	1	0	0	1	1	7	5.6	
Notre Dame	01/25/2025		19:33	1-3	.333	0-0	.000	0-0	.000	0	3	3	5.1	1	1	0	1	0	2	5.4	
at Miami (FL)	01/29/2025	*	33:03	6-8	.750	0-0	.000	4-6	.667	5	4	9	5.2	1	2	0	1	0	16	5.9	
Virginia Tech	02/01/2025	*	15:18	2-2	1.000	0-0	.000	0-1	.000	0	4	4	5.2	3	0	1	1	0	4	5.8	
at Pittsburgh	02/03/2025	*	38:35	4-7	.571	0-0	.000	2-4	.500	2	9	11	5.4	2	2	2	2	2	10	6.0	
Georgia Tech	02/08/2025	*	29:30	3-6	.500	0-0	.000	1-2	.500	5	6	11	5.7	1	4	1	1	1	7	6.0	
at Virginia Tech	02/15/2025	*	25:58	0-0	.000	0-0	.000	1-2	.500	0	7	7	5.7	3	0	0	1	0	1	5.8	
Duke	02/17/2025	*	21:10	1-3	.333	0-0	.000	0-0	.000	1	2	3	5.6	0	1	0	1	1	2	5.7	
at North Carolina	02/22/2025	*	23:03	2-5	.400	0-0	.000	1-2	.500	1	5	6	5.6	1	1	0	0	1	5	5.7	
at Wake Forest	02/26/2025	*	10:50	0-1	.000	0-0	.000	0-0	.000	1	0	1	5.5	4	1	1	0	0	0	5.5	
Clemson	03/01/2025	*	19:14	2-3	.667	0-0	.000	0-0	.000	1	1	2	5.3	2	4	1	2	0	4	5.4	
Florida St.	03/04/2025	*	30:51	2-5	.400	0-0	.000	0-0	.000	2	6	8	5.4	1	4	1	3	0	4	5.4	
at Syracuse	03/08/2025	*	24:01	3-4	.750	0-0	.000	2-3	.667	0	3	3	5.4	4	2	1	0	0	8	5.5	
Totals		21	676:27	68-127	.535	0-2	.000	33-61	.541	56	110	166	5.4	71	45	25	35	16	169	5.5	

Player Averages

Games Played	Minutes/game	Points/game	FG Pct	3FG Pct	FT Pct	Rebounds/game	Assists/game	Turnovers/game	Assist/Turnover ratio	Steals/game	Blocks/game
31	21.8	5.5	53.5	0.0	54.1	5.4	1.5	0.8	1.8	0.5	1.1



2 ELIJAH SAUNDERS

Jr. • F • 6-8 • 240 • Phoenix, Ariz. • San Diego State

2024-25 SEASON

- Totaled 11 points and five rebounds in his UVA debut vs. Campbell (11/6/24)
- Scored 15 points along with five rebounds vs. Coppin State (11/11/24)
- Netted five points and six rebounds, while battling leg cramps, vs. Villanova (11/15/24)
- Scored 12 points vs. No. 22 St. John's (11/22/24)
- Tallied eight points, six rebounds and two steals vs. Manhattan (11/26/24)
- Recorded nine points and six rebounds vs. Holy Cross (11/29/24)
- Scored 19 points along with five rebounds at No. 13 Florida (12/4/24)
- Registered 15 points and eight rebounds vs. Bethune-Cookman (12/12/24)
- Recorded 15 points, four rebounds and two blocks vs. No. 21 Memphis (12/18/24)
- Tallied 21 points and added career-best 10 rebounds vs. American (12/22/24)
- Scored a career-high 22 points (7 of 9 FGs, 7 of 8 FTs) with five rebounds vs. NC State (12/31/24)
- Netted 12 points vs. Louisville (1/4/25)
- Recorded first career double-double with 11 points and career-high 10 rebounds at Cal (1/8/25)
- Scored 19 points and added career-best 10 rebounds at Louisville (1/18/25)
- Tallied 10 points before being ejected for a flagrant two foul vs. Boston College (1/21/25)
- Collected nine points and six rebounds vs. Notre Dame (1/25/25)
- Missed the Miami (1/29/25), Virginia Tech (2/1/25) and Pitt (2/3/25) games due to injury
- Tallied eight points and six rebounds at Wake Forest (2/26/25)
- Recorded nine points and six rebounds vs. No. 13 Clemson (3/1/25)
- Netted 12 points (3 of 4 3FGs) vs. Florida State (3/4/25)

CAREER STATS/SINGLE-GAME HIGHS

SEASON	TEAM	GP-GS	MIN/AVG	Field Goals		3-Point		F-Throws		Rebounds				Scoring						
				FG-FGA	FG%	3FG-3FGA	3FG%	FT-FTA	FT%	OFF	DEF	TOT	AVG	PF-FO	A	TO	BLK	STL	PTS	AVG
2022-23	SDSU	16-0	93/5.8	5-18	.278	2-11	.182	2-6	.333	5	12	17	1.1	3-0	8	8	1	1	14	0.9
2023-24	SDSU	37-21	749/20.2	83-198	.419	39-121	.322	24-25	.960	41	93	134	3.6	65-0	29	28	11	17	229	6.2
2024-25	Uva	28-25	747/26.7	100-232	.431	33-88	.375	61-74	.824	29	113	142	5.1	57-1	22	37	8	14	294	10.5
TOTAL FOR UVA		28-25	747/26.7	100-232	.431	33-88	.375	61-74	.824	29	113	142	5.1	57-1	22	37	8	14	294	10.5
TOTAL		81-46	1589/19.6	188-448	.420	74-220	.336	87-105	.829	75	218	293	3.6	125-1	59	73	20	32	537	6.6

Single Game Highs

Statistic	Value
Points	22 vs NC State 12/31/24
Rebounds	10 at California 01/08/25, at Louisville 01/18/25
Assists	3 vs Occidental 12/02/22, vs Kennesaw St. 12/12/22, vs St. Katherine 12/19/23
Steals	4 at BYU 11/10/23
Blocks	4 vs Saint Mary's (CA) 11/17/23
FG Made	7 vs American 12/22/24, vs NC State 12/31/24
FG Attempts	13 at Louisville 01/18/25
3FG Made	4 at UNLV 03/05/24
3FG Attempts	9 at UNLV 03/05/24
FT Made	8 at California 01/08/25
FT Attempts	8 vs American 12/22/24, vs NC State 12/31/24, at California 01/08/25

2024-25 SAUNDERS GAME-BY-GAME

Opponent	Date	GS	MIN	Total		3-Pointers		Free throws		Rebounds				PF	A	TO	BLK	STL	PTS	AVG
				FG-FGA	PCT	3FG-3FGA	PCT	FT-FTA	PCT	OFF	DEF	TOT	AVG							
Campbell	11/06/2024	*	17:57	5-8	.625	0-1	.000	1-1	1.000	2	3	5	5.0	5	0	4	0	0	11	11.0
Coppin St.	11/11/2024	*	28:35	5-9	.556	1-2	.500	4-4	1.000	1	4	5	5.0	2	1	1	1	0	15	13.0
vs Villanova	11/15/2024	*	31:51	2-7	.286	1-2	.500	0-0	.000	0	6	6	5.3	1	2	1	0	0	5	10.3
vs Tennessee	11/21/2024	*	20:54	1-8	.125	1-2	.500	0-0	.000	1	3	4	5.0	2	0	0	0	0	3	8.5
vs St. John's (NY)	11/22/2024	*	25:29	4-7	.571	1-3	.333	3-4	.750	0	3	3	4.6	0	0	1	0	0	12	9.2
Manhattan	11/26/2024	*	33:29	4-10	.400	0-2	.000	0-1	.000	1	5	6	4.8	1	2	2	0	2	8	9.0
Holy Cross	11/29/2024	*	24:47	4-11	.364	1-4	.250	0-0	.000	2	4	6	5.0	2	1	1	0	0	9	9.0
at Florida	12/04/2024	*	32:41	6-12	.500	3-5	.600	4-4	1.000	3	2	5	5.0	4	1	1	0	1	19	10.3
at SMU	12/07/2024	*	25:12	0-6	.000	0-2	.000	3-4	.750	0	3	3	4.8	4	0	0	0	1	3	9.4
Bethune-Cookman	12/12/2024	*	35:38	6-11	.545	1-3	.333	2-4	.500	2	6	8	5.1	0	0	2	1	1	15	10.0
Memphis	12/18/2024	*	25:36	4-7	.571	3-4	.750	4-4	1.000	2	2	4	5.0	4	0	2	2	0	15	10.5
American	12/22/2024	*	35:33	7-9	.778	0-1	.000	7-8	.875	0	8	8	5.3	1	2	2	0	0	21	11.3
NC State	12/31/2024	*	37:24	7-9	.778	1-2	.500	7-8	.875	1	4	5	5.2	3	2	1	0	1	22	12.2
Louisville	01/04/2025	*	29:53	6-12	.500	0-4	.000	0-0	.000	1	0	1	4.9	1	0	2	0	0	12	12.1
at California	01/08/2025	*	29:53	1-8	.125	1-4	.250	8-8	1.000	2	8	10	5.3	1	1	1	0	1	11	12.1
at Stanford	01/11/2025	*	27:05	3-8	.375	1-2	.500	2-2	1.000	0	5	5	5.3	3	0	3	0	0	9	11.9
SMU	01/15/2025	*	25:56	3-8	.375	2-3	.667	0-0	.000	0	3	3	5.1	1	1	1	2	1	8	11.6
at Louisville	01/18/2025	*	33:04	6-13	.462	3-6	.500	4-7	.571	0	10	10	5.4	4	1	4	0	1	19	12.1
Boston College	01/21/2025	*	19:49	4-7	.571	2-2	1.000	0-0	.000	1	5	6	5.4	1	1	1	0	1	10	11.9
Notre Dame	01/25/2025	*	33:24	4-11	.364	1-3	.333	0-1	.000	3	3	6	5.5	2	1	1	1	1	9	11.8
Georgia Tech	02/08/2025		10:47	0-3	.000	0-3	.000	0-0	.000	1	4	5	5.4	0	1	2	0	0	0	11.2
at Virginia Tech	02/15/2025		17:30	2-8	.250	2-6	.333	2-2	1.000	2	2	4	5.4	1	0	1	0	0	8	11.1
Duke	02/17/2025		23:19	1-8	.125	1-4	.250	4-4	1.000	1	2	3	5.3	1	2	0	0	0	7	10.9
at North Carolina	02/22/2025	*	21:46	1-5	.200	1-4	.250	2-2	1.000	0	1	1	5.1	2	1	2	0	1	5	10.7
at Wake Forest	02/26/2025	*	25:55	3-7	.429	2-4	.500	0-0	.000	0	6	6	5.1	4	0	1	0	1	8	10.6
Clemson	03/01/2025	*	24:11	3-6	.500	1-3	.333	2-2	1.000	0	6	6	5.2	2	1	0	0	1	9	10.5
Florida St.	03/04/2025	*	32:26	4-6	.667	3-4	.750	1-2	.500	1	4	5	5.1	3	1	0	1	0	12	10.6
at Syracuse	03/08/2025	*	16:34	4-8	.500	0-3	.000	1-2	.500	2	1	3	5.1	2	0	0	0	0	9	10.5
Totals		25	746:38	100-232	.431	33-88	.375	61-74	.824	29	113	142	5.1	57	22	37	8	14	294	10.5

Player Averages

Games Played	Minutes/game	Points/game	FG Pct	3FG Pct	FT Pct	Rebounds/game	Assists/game	Turnovers/game	Assist/Turnover ratio	Steals/game	Blocks/game
28	26.7	10.5	43.1	37.5	82.4	5.1	0.8	1.3	0.6	0.5	0.3



4 ANDREW ROHDE

Jr. • G • 6-6 • 200 • Milwaukee, Wis. • St. Thomas (Minn.)

2024-25 SEASON

- Tallied five assists vs. Campbell (11/6/24)
- Missed the Coppin State (11/11/24) game with a back injury
- Scored 13 points (3 of 5 3FGs) and dished four assists vs. Villanova (11/15/24)
- Scored eight points vs. Tennessee (11/21/24)
- Netted 11 points (3 of 4 FGs, 3 of 3 FTs) vs. No. 22 St. John's (11/22/24)
- Recorded 14 points and four steals vs. Manhattan (11/26/24)
- Tallied 13 points, three assists, one steal and one block vs. Holy Cross (11/29/24)
- Recorded 11 points and seven assists vs. NC State (12/31/24)
- Scored a team-high 16 points along with four rebounds, three assists and three steals vs. Louisville (1/4/25)
- Led UVA with 14 points and six assists at Cal (1/8/25)
- Recorded 16 points, six assists and four rebounds vs. Boston College (1/21/25)
- Missed the Miami (1/29/25) game due to injury
- Registered 12 points and seven assists vs. Virginia Tech (2/1/25)
- Tallied nine points, nine assists and seven rebounds at Pitt (2/3/25)
- Totaled 11 points and nine assists vs. Georgia Tech (2/8/25)
- Netted seven points along with a game-high nine assists at Virginia Tech (2/15/25)
- Recorded 15 points, five rebounds and five assists vs. No. 3 Duke (2/17/25)
- Scored 13 points at Wake Forest (2/26/25)
- Tallied 12 points, five assists and three rebounds vs. No. 13 Clemson (3/1/25)
- Scored 17 points (4 3-pointers) vs. Florida State (3/4/25)

CAREER STATS/SINGLE-GAME HIGHS

		3-Point										F-Throws		Rebounds				Scoring							
SEASON	TEAM	GP-GS	MIN	AVG	FG-FGA	FG%	3FG-3FGA	3FG%	FT-FTA	FT%	OFF	DEF	TOT	AVG	PF-FO	A	TO	BLK	STL	PTS	AVG				
2022-23	UST	31-31	1019	32.9	189-422	.448	56-175	.320	97-119	.815	25	91	116	3.7	67-0	113	69	3	52	531	17.1				
2023-24	Uva	33-27	830	25.2	53-181	.293	28-109	.257	7-16	.438	1	59	60	1.8	26-0	90	36	2	16	141	4.3				
2024-25	Uva	29-25	891	30.7	99-228	.434	42-102	.412	34-44	.773	8	74	82	2.8	48-0	126	54	6	32	274	9.4				
TOTAL FOR UVA		62-52	1721	27.8	152-409	.372	70-211	.332	41-60	.683	9	133	142	2.3	74-0	216	90	8	48	415	6.7				
TOTAL		93-83	2740	29.5	341-831	.410	126-386	.326	138-179	.771	34	224	258	2.8	141-0	329	159	11	100	946	10.2				

Single Game Highs


Statistic	Value
Points	27 at North Dakota 02/25/23
Rebounds	9 at Montana St. 12/08/22
Assists	9 at Virginia Tech 02/15/25, at Pittsburgh 02/03/25, vs Georgia Tech 02/08/25
Steals	5 at North Dakota St. 02/23/23
Blocks	2 vs Clemson 03/01/25
FG Made	11 at North Dakota 02/25/23
FG Attempts	22 vs Oral Roberts 03/06/23
3FG Made	4 5 times
3FG Attempts	9 at South Dakota 12/29/22, vs South Dakota 01/28/23, vs Oral Roberts 03/06/23
FT Made	10 at Omaha 02/02/23
FT Attempts	10 at South Dakota 12/29/22, vs Omaha 01/07/23, at Omaha 02/02/23

2024-25 ROHDE GAME-BY-GAME

Opponent	Date	GS	MIN	Total		3-Pointers		Free throws		Rebounds				PF	A	TO	BLK	STL	PTS	AVG
				FG-FGA	PCT	3FG-3FGA	PCT	FT-FTA	PCT	OFF	DEF	TOT	AVG							
Campbell	11/06/2024	*	32:41	0-2	.000	0-2	.000	1-2	.500	0	3	3	3.0	2	5	4	1	0	1	1.0
vs Villanova	11/15/2024		27:34	5-8	.625	3-5	.600	0-1	.000	0	3	3	3.0	1	4	2	0	1	13	7.0
vs Tennessee	11/21/2024		27:57	3-8	.375	2-5	.400	0-0	.000	0	1	1	2.3	3	3	4	0	0	8	7.3
vs St. John's (NY)	11/22/2024		21:34	3-4	.750	2-2	1.000	3-3	1.000	0	2	2	2.3	0	1	2	0	0	11	8.3
Manhattan	11/26/2024	*	36:14	6-9	.667	0-1	.000	2-2	1.000	0	2	2	2.2	0	2	1	0	4	14	9.4
Holy Cross	11/29/2024	*	27:42	5-8	.625	3-5	.600	0-0	.000	0	1	1	2.0	0	3	2	1	1	13	10.0
at Florida	12/04/2024	*	25:52	1-4	.250	0-1	.000	2-2	1.000	0	1	1	1.9	1	3	3	0	0	4	9.1
at SMU	12/07/2024	*	30:34	3-8	.375	1-2	.500	2-2	1.000	0	2	2	1.9	2	3	4	0	1	9	9.1
Bethune-Cookman	12/12/2024	*	28:40	3-7	.429	0-2	.000	2-3	.667	0	2	2	1.9	2	1	2	0	0	8	9.0
Memphis	12/18/2024	*	21:45	2-3	.667	1-1	1.000	0-0	.000	0	1	1	1.8	1	2	5	0	3	5	8.6
American	12/22/2024	*	27:42	2-9	.222	1-3	.333	0-0	.000	0	3	3	1.9	3	4	0	0	1	5	8.3
NC State	12/31/2024	*	35:51	4-8	.500	2-3	.667	1-2	.500	0	3	3	2.0	0	7	1	0	1	11	8.5
Louisville	01/04/2025	*	32:07	6-12	.500	2-5	.400	2-3	.667	0	4	4	2.2	0	3	1	0	3	16	9.1
at California	01/08/2025	*	32:47	6-13	.462	0-3	.000	2-2	1.000	0	4	4	2.3	4	6	1	0	2	14	9.4
at Stanford	01/11/2025	*	20:49	2-4	.500	1-2	.500	0-0	.000	1	0	1	2.2	1	5	2	0	0	5	9.1
SMU	01/15/2025	*	34:59	1-9	.111	0-6	.000	1-2	.500	1	1	2	2.2	2	4	0	0	3	3	8.8
at Louisville	01/18/2025	*	34:32	3-10	.300	1-4	.250	0-0	.000	2	1	3	2.2	1	4	2	0	1	7	8.6
Boston College	01/21/2025	*	29:47	5-6	.833	2-2	1.000	4-4	1.000	1	3	4	2.3	2	6	0	0	0	16	9.1
Notre Dame	01/25/2025	*	29:12	1-8	.125	1-3	.333	0-0	.000	1	3	4	2.4	0	2	1	1	0	3	8.7
Virginia Tech	02/01/2025		31:48	4-11	.364	2-5	.400	2-2	1.000	0	2	2	2.4	2	7	0	0	1	12	8.9
at Pittsburgh	02/03/2025	*	35:22	3-6	.500	3-5	.600	0-0	.000	1	6	7	2.6	2	9	0	0	0	9	8.9
Georgia Tech	02/08/2025	*	33:46	4-9	.444	3-6	.500	0-0	.000	0	3	3	2.6	3	9	0	0	0	11	9.0
at Virginia Tech	02/15/2025	*	24:39	1-3	.333	1-3	.333	4-4	1.000	0	4	4	2.7	4	9	2	0	0	7	8.9
Duke	02/17/2025	*	34:12	5-10	.500	2-4	.500	3-4	.750	0	5	5	2.8	0	5	2	0	1	15	9.2
at North Carolina	02/22/2025	*	33:38	3-9	.333	2-6	.333	0-0	.000	0	3	3	2.8	3	4	4	0	2	8	9.1
at Wake Forest	02/26/2025	*	36:08	5-8	.625	2-4	.500	1-3	.333	0	4	4	2.8	3	3	2	0	2	13	9.3
Clemson	03/01/2025	*	32:07	5-9	.556	1-2	.500	1-2	.500	0	3	3	2.9	2	5	2	2	0	12	9.4
Florida St.	03/04/2025	*	37:32	6-15	.400	4-8	.500	1-1	1.000	1	3	4	2.9	2	3	4	0	2	17	9.6
at Syracuse	03/08/2025	*	33:18	2-8	.250	0-2	.000	0-0	.000	0	1	1	2.8	2	4	1	1	3	4	9.4
Totals		25	890:48	99-228	.434	42-102	.412	34-44	.773	8	74	82	2.8	48	126	54	6	32	274	9.4

Player Averages

Games Played	Minutes/game	Points/game	FG Pct	3FG Pct	FT Pct	Rebounds/game	Assists/game	Turnovers/game	Assist/Turnover ratio	Steals/game	Blocks/game
29	30.7	9.4	43.4	41.2	77.3	2.8	4.3	1.9	2.3	1.1	0.2



5 JACOB COFIE

Fr. • F • 6-10 • 232 • Seattle, Wash. • Eastside Catholic School

2024-25 SEASON

- Scored 16 points (7 of 8 FGs & 2 of 3 3FGs) in collegiate debut vs. Campbell (11/6/24)
- Collected 11 points, 11 rebounds, four steals and three blocks vs. Coppin State (11/11/24)
- Netted 12 points, six rebounds and one block vs. Villanova (11/15/24)
- Pulled down seven rebounds vs. No. 22 St. John's (11/22/24)
- Tallied 10 points, five rebounds, two blocks and one steal vs. Manhattan (11/26/24)
- Recorded six points, four rebounds and one block vs. Holy Cross (11/29/24)
- Collected eight points and six rebounds at No. 13 Florida (12/4/24)
- Netted 12 points along with 10 rebounds and one block vs. Bethune-Cookman (12/12/24)
- Recorded six points and four rebounds in first career start vs. No. 21 Memphis (12/18/24)
- Tallied six points, seven rebounds and two steals vs. American (12/22/24)
- Registered six points, two rebounds and three blocks vs. NC State (12/31/24)
- Scored 12 points and registered two steals at Cal (1/8/25)
- Netted 11 points along with five rebounds at Stanford (1/11/25)
- Scored 17 points along with six rebounds vs. Notre Dame (1/25/25)
- Totaled nine points and seven rebounds at Miami (1/29/25)
- Tallied four points, six rebounds, two steals and two blocks vs. Virginia Tech (2/1/25)
- Collected nine points, six rebounds and two steals vs. Georgia Tech (2/8/25)
- Tallied nine points, three rebounds and two steals at North Carolina (2/22/25)
- Netted 12 points (8 of 10 FTs) at Wake Forest (2/26/25)
- Scored 10 points along with four rebounds, one steal and one block at Syracuse (3/8/25)

CAREER STATS/SINGLE-GAME HIGHS

		Field Goals		3-Point		F-Throws		Rebounds												Scoring	
SEASON	TEAM	GP-GS	MIN	AVG	FG-FGA	FG%	3FG-3FGA	3FG%	FT-FTA	FT%	OFF	DEF	TOT	AVG	PF-FO	A	TO	BLK	STL	PTS	AVG
2024-25	Uva	31-16	643	20.7	86-174	.494	10-41	.244	38-50	.760	45	98	143	4.6	80-1	32	30	26	32	220	7.1
TOTAL		31-16	643	20.7	86-174	.494	10-41	.244	38-50	.760	45	98	143	4.6	80-1	32	30	26	32	220	7.1

Single Game Highs

Statistic	Value	
Points	17	vs Notre Dame 01/25/25
Rebounds	11	vs Coppin St. 11/11/24
Assists	4	vs American 12/22/24
Steals	4	vs Coppin St. 11/11/24
Blocks	3	vs Coppin St. 11/11/24, vs NC State 12/31/24
FG Made	7	vs Campbell 11/06/24, vs Notre Dame 01/25/25
FG Attempts	13	vs Notre Dame 01/25/25
3FG Made	2	vs Campbell 11/06/24, vs Villanova 11/15/24
3FG Attempts	7	vs Villanova 11/15/24
FT Made	8	at Wake Forest 02/26/25
FT Attempts	10	at Wake Forest 02/26/25

2024-25 COFIE GAME-BY-GAME

Opponent	Date	GS	MIN	Total		3-Pointers		Free throws		Rebounds				PF	A	TO	BLK	STL	PTS	AVG
				FG-FGA	PCT	3FG-3FGA	PCT	FT-FTA	PCT	OFF	DEF	TOT	AVG							
Campbell	11/06/2024		28:37	7-8	.875	2-3	.667	0-0	.000	1	5	6	6.0	1	1	0	1	1	16	16.0
Coppin St.	11/11/2024		26:54	3-5	.600	1-1	1.000	4-4	1.000	3	8	11	8.5	3	2	2	3	4	11	13.5
vs Villanova	11/15/2024		25:43	4-10	.400	2-7	.286	2-2	1.000	0	6	6	7.7	3	2	0	1	1	12	13.0
vs Tennessee	11/21/2024		19:56	1-5	.200	0-2	.000	0-0	.000	2	4	6	7.3	2	1	3	0	0	2	10.3
vs St. John's (NY)	11/22/2024		21:21	1-5	.200	0-3	.000	0-0	.000	0	7	7	7.2	3	1	1	0	0	2	8.6
Manhattan	11/26/2024		18:57	5-7	.714	0-1	.000	0-0	.000	3	2	5	6.8	1	0	2	2	1	10	8.8
Holy Cross	11/29/2024		17:21	2-3	.667	0-1	.000	2-2	1.000	0	4	4	6.4	1	0	0	1	0	6	8.4
at Florida	12/04/2024		18:18	3-9	.333	0-3	.000	2-2	1.000	4	2	6	6.4	4	2	1	0	1	8	8.4
at SMU	12/07/2024		24:22	3-6	.500	1-2	.500	1-1	1.000	1	1	2	5.9	2	3	0	2	0	8	8.3
Bethune-Cookman	12/12/2024		20:54	5-8	.625	1-2	.500	1-1	1.000	3	7	10	6.3	0	2	1	1	0	12	8.7
Memphis	12/18/2024	*	14:26	3-6	.500	0-0	.000	0-0	.000	3	1	4	6.1	4	0	0	1	0	6	8.5
American	12/22/2024	*	24:52	3-6	.500	0-0	.000	0-2	.000	3	4	7	6.2	2	4	1	0	2	6	8.3
NC State	12/31/2024	*	25:24	3-5	.600	0-2	.000	0-0	.000	0	2	2	5.8	3	1	0	3	1	6	8.1
Louisville	01/04/2025	*	24:07	2-7	.286	0-1	.000	1-1	1.000	2	1	3	5.6	2	1	1	2	0	5	7.9
at California	01/08/2025	*	18:15	5-9	.556	1-3	.333	1-2	.500	0	4	4	5.5	4	0	2	0	2	12	8.1
at Stanford	01/11/2025	*	25:58	4-7	.571	0-0	.000	3-4	.750	3	2	5	5.5	4	1	0	0	1	11	8.3
SMU	01/15/2025	*	17:54	2-5	.400	0-2	.000	0-0	.000	1	2	3	5.4	3	1	2	0	2	4	8.1
at Louisville	01/18/2025	*	09:39	1-3	.333	0-1	.000	0-1	.000	0	1	1	5.1	1	0	1	0	0	2	7.7
Boston College	01/21/2025	*	17:16	1-4	.250	0-0	.000	0-0	.000	1	5	6	5.2	1	1	1	1	1	2	7.4
Notre Dame	01/25/2025	*	25:09	7-13	.538	1-2	.500	2-2	1.000	2	4	6	5.2	3	1	1	0	1	17	7.9
at Miami (FL)	01/29/2025	*	24:60	2-4	.500	0-0	.000	5-6	.833	1	6	7	5.3	3	2	0	0	1	9	8.0
Virginia Tech	02/01/2025	*	26:48	1-6	.167	0-1	.000	2-2	1.000	3	3	6	5.3	2	1	1	2	2	4	7.8
at Pittsburgh	02/03/2025	*	16:56	1-2	.500	0-0	.000	0-0	.000	0	2	2	5.2	2	1	1	0	1	2	7.5
Georgia Tech	02/08/2025	*	24:25	4-7	.571	0-0	.000	1-1	1.000	3	3	6	5.2	3	0	2	0	2	9	7.6
at Virginia Tech	02/15/2025	*	18:14	2-4	.500	0-0	.000	0-1	.000	1	0	1	5.0	4	0	1	0	2	4	7.4
Duke	02/17/2025	*	16:41	0-2	.000	0-1	.000	0-0	.000	0	0	0	4.8	3	0	0	1	0	0	7.2
at North Carolina	02/22/2025		13:10	3-4	.750	1-2	.500	2-2	1.000	1	2	3	4.8	3	0	1	0	2	9	7.2
at Wake Forest	02/26/2025		25:54	2-2	1.000	0-0	.000	8-10	.800	0	3	3	4.7	4	1	1	1	1	12	7.4
Clemson	03/01/2025		15:46	0-4	.000	0-0	.000	0-2	.000	3	2	5	4.7	5	2	0	1	2	0	7.1
Florida St.	03/04/2025		11:20	0-2	.000	0-1	.000	0-0	.000	0	2	2	4.6	2	1	3	2	0	0	6.9
at Syracuse	03/08/2025		23:35	6-6	1.000	0-0	.000	1-2	.500	1	3	4	4.6	2	0	1	1	1	13	7.1
Totals		16	643:11	86-174	.494	10-41	.244	38-50	.760	45	98	143	4.6	80	32	30	26	32	220	7.1

Player Averages

Games Played	Minutes/game	Points/game	FG Pct	3FG Pct	FT Pct	Rebounds/game	Assists/game	Turnovers/game	Assist/Turnover ratio	Steals/game	Blocks/game
31	20.7	7.1	49.4	24.4	76.0	4.6	1.0	1.0	1.1	1.0	0.8



7 DAI DAI AMES

So. • G • 6-1 • 190 • Chicago, Ill. • Kansas State

2024-25 SEASON

- Scored 13 points and added three rebounds, three assists and two blocked shots vs. Coppin State (11/11/24)
- Scored eight points in start vs. Villanova (11/15/24)
- Tallied team-high 12 points vs. No. 11 Tennessee (11/21/24)
- Recorded 10 points, five assists and two steals vs.

Manhattan (11/26/24)

- Netted 16 points and three rebounds vs. Holy Cross (11/29/24)
- Scored seven points along with two assists at No. 13 Florida (12/4/24)
- Played seven minutes before leaving game with an ankle injury at SMU (12/7/24)
- Missed the Bethune-Cookman (12/12/24) game with an ankle injury
- Recorded eight points, five rebounds and four assists vs. No. 21 Memphis (12/18/24)
- Scored six points along with two assists vs. SMU (1/15/24)
- Netted eight points along with four assists vs. Notre Dame (1/25/25)
- Tallied five points, two assists and two steals at Miami (1/29/25)
- Scored 11 points vs. Virginia Tech (2/1/25)
- Scored a career-high 27 points (11 of 16 FGs, 3 of 6 3FGs, 2 of 2 FTs) at Pitt (2/3/25)
- Poured in 18 points (4 of 6 3FGs) along with four rebounds vs. Georgia Tech (2/8/25)
- Tallied 11 points and five assists at Virginia Tech (2/15/25)
- Scored 15 points along with three assists vs. No. 3 Duke (2/17/25)
- Netted 12 points at North Carolina (2/22/25)
- Netted 12 points vs. No. 13 Clemson (3/1/25)
- Scored a team-high 18 points with three rebounds and three assists vs. Florida State (3/4/25)
- Scored 10 points at Syracuse (3/8/25)

CAREER STATS/SINGLE-GAME HIGHS

Season	Team	GP-GS	Min/Avg	Field Goals		3-Point		F-Throws		Rebounds		PF-FO		A		TO BLK STL		Scoring		
				FG-FGA	FG%	3FG-3FGA	3FG%	FT-FTA	FT%	Off	Def	Tot	Avg	PF	FO	A	TO	BLK	STL	PTS
2023-24	KState	31-16	638/20.6	54-153	.353	23-70	.329	30-43	.698	11	24	35	1.1	49-0	61	49	1	17	161	5.2
2024-25	Uva	30-25	765/25.5	102-215	.474	31-74	.419	32-39	.821	6	35	41	1.4	60-1	59	35	10	23	267	8.9
TOTAL FOR Uva		30-25	765/25.5	102-215	.474	31-74	.419	32-39	.821	6	35	41	1.4	60-1	59	35	10	23	267	8.9
TOTAL		61-41	1403/23.0	156-368	.424	54-144	.375	62-82	.756	17	59	76	1.2	109-1	120	84	11	40	428	7.0

Single Game Highs

Statistic	Value
Points	27 at Pittsburgh 02/03/25
Rebounds	5 at Texas 02/19/24, vs Memphis 12/18/24
Assists	7 vs South Dakota St. 11/13/23
Steals	3 vs Bellarmine 11/10/23, at LSU 12/09/23
Blocks	2 vs Coppin St. 11/11/24, at Louisville 01/18/25
FG Made	11 at Pittsburgh 02/03/25
FG Attempts	16 at Pittsburgh 02/03/25
3FG Made	4 at Iowa 03/19/24, vs Georgia Tech 02/08/25
3FG Attempts	6 at Pittsburgh 02/03/25, vs Georgia Tech 02/08/25
FT Made	5 vs Providence 11/17/23, vs Tennessee 11/21/24
FT Attempts	6 vs Providence 11/17/23, vs Tennessee 11/21/24, vs Memphis 12/18/24

2024-25 AMES GAME-BY-GAME

Opponent	Date	GS	MIN	Total		3-Pointers		Free throws		Rebounds				PF	A	TO	BLK	STL	PTS	AVG
				FG-FGA	PCT	3FG-3FGA	PCT	FT-FTA	PCT	OFF	DEF	TOT	AVG							
Campbell	11/06/2024		10:07	0-1	.000	0-0	.000	2-2	1.000	0	2	2	2.0	0	1	0	0	0	2	2.0
Coppin St.	11/11/2024	*	29:52	5-8	.625	2-3	.667	1-1	1.000	0	3	3	2.5	2	3	0	2	0	13	7.5
vs Villanova	11/15/2024	*	35:40	3-8	.375	1-3	.333	1-1	1.000	1	1	2	2.3	3	1	4	0	1	8	7.7
vs Tennessee	11/21/2024	*	29:24	3-8	.375	1-3	.333	5-6	.833	1	1	2	2.3	4	0	4	0	0	12	8.8
vs St. John's (NY)	11/22/2024	*	31:45	1-6	.167	1-3	.333	0-0	.000	0	2	2	2.2	0	3	3	0	1	3	7.6
Manhattan	11/26/2024	*	30:59	3-7	.429	2-3	.667	2-2	1.000	1	0	1	2.0	5	5	2	0	2	10	8.0
Holy Cross	11/29/2024	*	27:30	6-9	.667	2-2	1.000	2-2	1.000	0	3	3	2.1	1	1	0	0	1	16	9.1
at Florida	12/04/2024	*	26:33	3-9	.333	1-1	1.000	0-0	.000	0	1	1	2.0	3	2	2	0	0	7	8.9
at SMU	12/07/2024	*	07:04	1-3	.333	0-0	.000	0-0	.000	0	1	1	1.9	0	1	1	0	1	2	8.1
Memphis	12/18/2024	*	30:45	2-11	.182	0-4	.000	4-6	.667	0	5	5	2.2	4	4	0	0	1	8	8.1
American	12/22/2024	*	21:53	2-4	.500	1-1	1.000	0-0	.000	0	0	0	2.0	1	1	0	1	0	5	7.8
NC State	12/31/2024	*	08:37	1-2	.500	0-0	.000	0-0	.000	0	0	0	1.8	0	0	0	0	0	2	7.3
Louisville	01/04/2025		10:12	0-2	.000	0-2	.000	0-0	.000	0	1	1	1.8	2	0	1	0	0	0	6.8
at California	01/08/2025		03:57	0-2	.000	0-1	.000	0-0	.000	0	0	0	1.6	2	0	0	0	0	0	6.3
at Stanford	01/11/2025		13:55	2-5	.400	1-1	1.000	0-0	.000	0	0	0	1.5	0	0	0	0	1	5	6.2
SMU	01/15/2025	*	27:48	3-6	.500	0-2	.000	0-0	.000	0	0	0	1.4	2	2	1	0	0	6	6.2
at Louisville	01/18/2025	*	27:47	2-4	.500	0-1	.000	0-0	.000	0	1	1	1.4	4	4	2	2	2	4	6.1
Boston College	01/21/2025	*	25:04	1-4	.250	0-2	.000	1-2	.500	0	0	0	1.3	1	4	2	0	2	3	5.9
Notre Dame	01/25/2025	*	28:07	3-5	.600	2-3	.667	0-0	.000	0	1	1	1.3	4	4	0	1	1	8	6.0
at Miami (FL)	01/29/2025	*	26:12	2-6	.333	1-3	.333	0-0	.000	1	0	1	1.3	4	3	2	0	2	5	6.0
Virginia Tech	02/01/2025	*	27:33	5-8	.625	0-2	.000	1-1	1.000	0	2	2	1.3	4	1	1	0	0	11	6.2
at Pittsburgh	02/03/2025	*	35:13	11-16	.688	3-6	.500	2-2	1.000	0	2	2	1.4	1	2	2	0	1	27	7.1
Georgia Tech	02/08/2025	*	30:19	7-12	.583	4-6	.667	0-0	.000	0	4	4	1.5	2	2	2	1	1	18	7.6
at Virginia Tech	02/15/2025	*	35:47	5-9	.556	1-4	.250	0-0	.000	0	0	0	1.4	1	5	1	1	1	11	7.8
Duke	02/17/2025	*	29:51	6-12	.500	1-4	.250	2-3	.667	0	1	1	1.4	1	3	1	0	0	15	8.0
at North Carolina	02/22/2025	*	18:19	5-6	.833	0-1	.000	2-2	1.000	0	1	1	1.4	4	0	0	0	1	12	8.2
at Wake Forest	02/26/2025	*	36:28	5-11	.455	1-4	.250	3-4	.750	0	2	2	1.4	2	3	0	0	2	14	8.4
Clemson	03/01/2025		28:22	5-10	.500	2-3	.667	0-0	.000	0	0	0	1.4	1	0	1	1	0	12	8.5
Florida St.	03/04/2025	*	37:27	6-11	.545	3-4	.750	3-4	.750	2	1	3	1.4	1	3	0	1	1	18	8.9
at Syracuse	03/08/2025	*	32:37	4-10	.400	1-2	.500	1-1	1.000	0	0	0	1.4	1	1	3	0	1	10	8.9
Totals		25	765:07	102-215	.474	31-74	.419	32-39	.821	6	35	41	1.4	60	59	35	10	23	267	8.9

Player Averages

Games Played	Minutes/ game	Points/ game	FG Pct	3FG Pct	FT Pct	Rebounds/ game	Assists/ game	Turnovers/ game	Assist/Turnover ratio	Steals/ game	Blocks/ game
30	25.5	8.9	47.4	41.9	82.1	1.4	2.0	1.2	1.7	0.8	0.3



9 ISHAN SHARMA

Fr. • G • 6-5 • 192 • Milton, Ont. • Fort Erie International Academy

2024-25 SEASON

- Drilled two 3-pointers along with three rebounds and two assists in collegiate debut vs. Campbell (11/6/24)
- Scored two points vs. No. 22 St. John's (11/22/24)
- Collected four rebounds and four assists vs. Holy Cross (11/29/24)
- Recorded three points and four rebounds in ACC opener

- at SMU (12/7/24)
- Tallied 12 points (4 of 7 3FGs), five rebounds and three assists vs. Bethune-Cookman (12/12/24)
- Scored six points (2 of 3 3FGs) in seven minutes vs. NC State (12/31/24)
- Recorded nine points on a trio of 3-pointers at Cal (1/8/25)
- Registered six points and three assists in first collegiate start at Stanford (1/11/25)
- Scored 10 points (4 of 4 FTs) vs. SMU (1/15/24)
- Scored six points on a pair of 3-pointers at Louisville (1/18/25)
- Netted seven points vs. Boston College (1/21/25)
- Missed the Notre Dame (1/25/25) game due to illness
- Went 4 of 4 from the free throw line at Miami (1/29/25)
- Scored eight points vs. Virginia Tech (2/1/25)
- Netted seven points at Syracuse (3/8/25)

CAREER STATS/SINGLE-GAME HIGHS

				Field Goals		3-Point		F-Throws		Rebounds								Scoring		
SEASON TEAM	GP-GS	MIN/AVG	FG-FGA	FG%	3FG-3FGA	3FG%	FT-FTA	FT%	OFF	DEF	TOT	AVG	PF-FO	A	TO	BLK	STL	PTS	AVG	
2024-25	UVa	29-1	372/12.8	30-90	.333	24-72	.333	15-16	.938	3	35	38	1.3	28-0	23	10	2	7	99	3.4
TOTAL		29-1	372/12.8	30-90	.333	24-72	.333	15-16	.938	3	35	38	1.3	28-0	23	10	2	7	99	3.4

Single Game Highs

Statistic	Value
Points	12 vs Bethune-Cookman 12/12/24
Rebounds	5 vs Bethune-Cookman 12/12/24
Assists	4 vs Holy Cross 11/29/24
Steals	1 7 times
Blocks	1 vs Campbell 11/06/24, vs American 12/22/24
FG Made	4 vs Bethune-Cookman 12/12/24
FG Attempts	8 vs Boston College 01/21/25, at California 01/08/25
3FG Made	4 vs Bethune-Cookman 12/12/24
3FG Attempts	7 vs Bethune-Cookman 12/12/24, at California 01/08/25, vs SMU 01/15/25
FT Made	4 vs SMU 01/15/25, at Miami (FL) 01/29/25
FT Attempts	4 vs SMU 01/15/25, at Miami (FL) 01/29/25

2024-25 SHARMA GAME-BY-GAME

Opponent	Date	GS	MIN	Total		3-Pointers		Free throws		Rebounds				PF	A	TO	BLK	STL	PTS	AVG
				FG-FGA	PCT	3FG-3FGA	PCT	FT-FTA	PCT	OFF	DEF	TOT	AVG							
Campbell	11/06/2024		08:58	2-3	.667	2-2	1.000	0-0	.000	0	3	3	3.0	0	2	0	1	0	6	6.0
Coppin St.	11/11/2024		18:23	0-6	.000	0-5	.000	0-0	.000	0	1	1	2.0	1	3	1	0	0	0	3.0
vs Villanova	11/15/2024		09:54	0-1	.000	0-1	.000	1-2	.500	0	0	0	1.3	0	0	0	0	1	1	2.3
vs Tennessee	11/21/2024		05:19	0-0	.000	0-0	.000	0-0	.000	0	0	0	1.0	2	0	0	0	0	0	1.8
vs St. John's (NY)	11/22/2024		05:35	1-4	.250	0-3	.000	0-0	.000	0	0	0	0.8	0	0	0	0	0	2	1.8
Holy Cross	11/29/2024		09:36	0-1	.000	0-1	.000	0-0	.000	0	4	4	1.3	0	4	0	0	0	0	1.5
at Florida	12/04/2024		04:35	0-0	.000	0-0	.000	0-0	.000	1	0	1	1.3	0	0	0	0	0	0	1.3
at SMU	12/07/2024		15:22	1-3	.333	1-2	.500	0-0	.000	0	4	4	1.6	3	0	1	0	1	3	1.5
Bethune-Cookman	12/12/2024		25:36	4-7	.571	4-7	.571	0-0	.000	1	4	5	2.0	0	3	1	0	1	12	2.7
Memphis	12/18/2024		11:51	0-2	.000	0-2	.000	0-0	.000	0	2	2	2.0	1	0	0	0	1	0	2.4
American	12/22/2024		08:18	0-1	.000	0-1	.000	0-0	.000	0	1	1	1.9	0	0	1	1	0	0	2.2
NC State	12/31/2024		14:46	2-3	.667	2-3	.667	0-0	.000	0	1	1	1.8	1	0	0	0	0	6	2.5
Louisville	01/04/2025		16:54	1-3	.333	0-2	.000	0-0	.000	0	0	0	1.7	2	2	0	0	0	2	2.5
at California	01/08/2025		24:59	3-8	.375	3-7	.429	0-0	.000	0	0	0	1.6	2	2	0	0	0	9	2.9
at Stanford	01/11/2025	*	32:25	2-4	.500	2-4	.500	0-0	.000	1	2	3	1.7	2	3	2	0	0	6	3.1
SMU	01/15/2025		18:20	2-7	.286	2-7	.286	4-4	1.000	0	1	1	1.6	2	0	0	0	0	10	3.6
at Louisville	01/18/2025		23:16	2-4	.500	2-3	.667	0-0	.000	0	3	3	1.7	4	1	1	0	0	6	3.7
Boston College	01/21/2025		19:51	2-8	.250	1-4	.250	2-2	1.000	0	0	0	1.6	1	0	0	0	1	7	3.9
at Miami (FL)	01/29/2025		18:39	0-2	.000	0-2	.000	4-4	1.000	0	3	3	1.7	1	1	1	0	0	4	3.9
Virginia Tech	02/01/2025		13:27	3-5	.600	2-4	.500	0-0	.000	0	0	0	1.6	0	0	0	0	0	8	4.1
at Pittsburgh	02/03/2025		09:41	1-2	.500	1-2	.500	0-0	.000	0	1	1	1.6	2	0	0	0	0	3	4.0
Georgia Tech	02/08/2025		07:26	0-2	.000	0-1	.000	0-0	.000	0	2	2	1.6	0	0	0	0	0	0	3.9
at Virginia Tech	02/15/2025		09:08	1-3	.333	1-3	.333	0-0	.000	0	0	0	1.5	0	1	1	0	1	3	3.8
Duke	02/17/2025		08:35	0-3	.000	0-2	.000	2-2	1.000	0	1	1	1.5	1	0	0	0	0	2	3.8
at North Carolina	02/22/2025		12:40	1-3	.333	0-1	.000	0-0	.000	0	1	1	1.5	1	1	0	0	0	2	3.7
at Wake Forest	02/26/2025		05:00	0-1	.000	0-1	.000	0-0	.000	0	0	0	1.4	0	0	0	0	0	0	3.5
Clemson	03/01/2025		03:27	0-1	.000	0-0	.000	0-0	.000	0	1	1	1.4	0	0	0	0	0	0	3.4
Florida St.	03/04/2025		00:56	0-0	.000	0-0	.000	0-0	.000	0	0	0	1.4	0	0	0	0	0	0	3.3
at Syracuse	03/08/2025		08:53	2-3	.667	1-2	.500	2-2	1.000	0	0	0	1.3	2	0	1	0	1	7	3.4
Totals		1	371:51	30-90	.333	24-72	.333	15-16	.938	3	35	38	1.3	28	23	10	2	7	99	3.4

Player Averages

Games Played	Minutes/game	Points/game	FG Pct	3FG Pct	FT Pct	Rebounds/game	Assists/game	Turnovers/game	Assist/Turnover ratio	Steals/game	Blocks/game
29	12.8	3.4	33.3	33.3	93.8	1.3	0.8	0.3	2.3	0.2	0.1



10 TAINÉ MURRAY

Sr. • G • 6-5 • 208 • Auckland, N.Z. • Rosmini College

2024-25 SEASON

- Netted five points off the bench vs. Campbell (11/6/24)
- Scored three points vs. No. 11 Tennessee (11/21/24)
- Scored five points (2 of 2 FGs) vs. No. 22 St. John's (11/22/24)
- Handed out four assists vs. Holy Cross (11/29/24)
- Scored eight points (4 of 5 FGs) at No. 13 Florida

(12/4/24)

- Made third career start vs. Bethune-Cookman (12/12/24)
- Matched a career high with 14 points and one block vs. No. 21 Memphis (12/18/24)
- Scored 13 points (4 of 6 3FGs) vs. American (12/22/24)
- Registered four points, three rebounds and career-high five assists vs. NC State (12/31/24)
- Posted career highs in rebounds (5) and blocks (2) in start vs. Louisville (1/4/25)
- Scored three points along with two assists vs. Notre Dame (1/25/25)
- Recorded career highs in points (20), assists (7) and minutes (36) at Miami (1/29/25)
- Netted 10 point, six rebounds and one block vs. Virginia Tech (2/1/25)
- Recorded five points and a career-high three steals at Pitt (2/3/25)
- Tallied nine points, four rebounds and three assists at Wake Forest (2/26/25)

CAREER STATS/SINGLE-GAME HIGHS

SEASON	TEAM	GP-GS	MIN	AVG	Field Goals		3-Point		F-Throws		Rebounds				Scoring						
					FG-FGA	FG%	3FG-3FGA	3FG%	FT-FTA	FT%	OFF	DEF	TOT	AVG	PF-FO	A	TO	BLK	STL	PTS	AVG
2021-22	Uva	19-0	143	7.5	13-33	.394	8-23	.348	4-8	.500	6	11	17	0.9	14-0	2	4	1	2	38	2.0
2022-23	Uva	13-0	93	7.2	6-19	.316	2-12	.167	4-6	.667	0	12	12	0.9	5-0	3	3	2	0	18	1.4
2023-24	Uva	33-2	448	13.6	40-83	.482	18-40	.450	11-18	.611	4	36	40	1.2	22-0	29	8	4	6	109	3.3
2024-25	Uva	30-6	560	18.7	48-111	.432	17-42	.405	11-15	.733	6	41	47	1.6	36-0	47	24	6	7	124	4.1
TOTAL		95-8	1245	13.1	107-246	.435	45-117	.385	30-47	.638	16	100	116	1.2	77-0	81	39	13	15	289	3.0

Single Game Highs

Statistic	Value	
Points	20	at Miami (FL) 01/29/25
Rebounds	6	vs Virginia Tech 02/01/25
Assists	7	at Miami (FL) 01/29/25
Steals	3	at Pittsburgh 02/03/25
Blocks	2	vs Louisville 01/04/25
FG Made	8	at Miami (FL) 01/29/25
FG Attempts	12	at Miami (FL) 01/29/25
3FG Made	4	at Miami (FL) 01/29/25, vs Iowa 11/29/21
3FG Attempts	6	at Miami (FL) 01/29/25, vs Iowa 11/29/21
FT Made	3	vs Memphis 12/18/24, vs NC State 01/24/24
FT Attempts	4	vs SMU 01/15/25, vs NC State 01/24/24

2024-25 MURRAY GAME-BY-GAME

Opponent	Date	GS	MIN	Total		3-Pointers		Free throws		Rebounds				PF	A	TO	BLK	STL	PTS	AVG
				FG-FGA	PCT	3FG-3FGA	PCT	FT-FTA	PCT	OFF	DEF	TOT	AVG							
Campbell	11/06/2024		18:18	2-5	.400	0-0	.000	1-2	.500	0	1	1	1.0	1	0	0	0	0	5	5.0
Coppin St.	11/11/2024		18:35	0-2	.000	0-2	.000	0-0	.000	0	1	1	1.0	2	0	6	0	0	0	2.5
vs Tennessee	11/21/2024		09:26	1-4	.250	1-2	.500	0-0	.000	1	1	2	1.3	0	1	0	0	0	3	2.7
vs St. John's (NY)	11/22/2024		12:48	2-2	1.000	1-1	1.000	0-0	.000	0	1	1	1.3	0	1	2	0	0	5	3.3
Manhattan	11/26/2024		15:46	0-0	.000	0-0	.000	0-0	.000	0	0	0	1.0	2	2	0	0	0	0	2.6
Holy Cross	11/29/2024		20:43	0-3	.000	0-1	.000	0-0	.000	0	1	1	1.0	0	4	1	0	0	0	2.2
at Florida	12/04/2024		25:32	4-5	.800	0-1	.000	0-0	.000	0	3	3	1.3	0	0	1	0	0	8	3.0
at SMU	12/07/2024		25:47	1-2	.500	0-1	.000	0-0	.000	0	4	4	1.6	3	1	1	0	2	2	2.9
Bethune-Cookman	12/12/2024	*	26:36	0-4	.000	0-2	.000	0-0	.000	0	2	2	1.7	2	2	1	0	0	0	2.6
Memphis	12/18/2024		26:23	5-9	.556	1-2	.500	3-3	1.000	0	0	0	1.5	1	1	0	1	0	14	3.7
American	12/22/2024		25:14	4-6	.667	3-4	.750	2-2	1.000	0	0	0	1.4	0	2	0	0	0	13	4.5
NC State	12/31/2024		23:21	2-5	.400	0-1	.000	0-0	.000	0	3	3	1.5	2	5	2	0	0	4	4.5
Louisville	01/04/2025	*	27:36	0-5	.000	0-3	.000	2-2	1.000	2	3	5	1.8	4	3	0	2	0	2	4.3
at California	01/08/2025	*	19:01	1-3	.333	1-1	1.000	0-0	.000	0	1	1	1.7	4	0	2	0	0	3	4.2
at Stanford	01/11/2025		09:31	0-1	.000	0-1	.000	1-2	.500	0	1	1	1.7	1	0	1	0	0	1	4.0
SMU	01/15/2025		07:03	0-0	.000	0-0	.000	2-4	.500	0	0	0	1.6	1	1	0	0	0	2	3.9
at Louisville	01/18/2025		03:34	1-1	1.000	1-1	1.000	0-0	.000	0	0	0	1.5	0	0	0	0	0	3	3.8
Boston College	01/21/2025		11:59	1-3	.333	0-0	.000	0-0	.000	1	0	1	1.4	0	2	1	0	2	2	3.7
Notre Dame	01/25/2025		17:57	1-3	.333	1-1	1.000	0-0	.000	0	0	0	1.4	0	2	1	0	0	3	3.7
at Miami (FL)	01/29/2025	*	36:18	8-12	.667	4-6	.667	0-0	.000	0	1	1	1.4	4	7	1	1	0	20	4.5
Virginia Tech	02/01/2025	*	29:19	4-8	.500	2-3	.667	0-0	.000	0	6	6	1.6	1	2	0	1	0	10	4.8
at Pittsburgh	02/03/2025		18:03	2-2	1.000	1-1	1.000	0-0	.000	1	1	2	1.6	2	2	1	0	3	5	4.8
Georgia Tech	02/08/2025		13:37	1-3	.333	0-2	.000	0-0	.000	0	1	1	1.6	0	2	0	0	0	2	4.7
at Virginia Tech	02/15/2025		15:57	1-2	.500	0-1	.000	0-0	.000	0	2	2	1.6	1	2	0	0	0	2	4.5
Duke	02/17/2025		10:34	0-1	.000	0-0	.000	0-0	.000	0	0	0	1.5	0	0	0	0	0	0	4.4
at North Carolina	02/22/2025		23:02	2-5	.400	0-0	.000	0-0	.000	0	0	0	1.5	1	0	0	1	0	4	4.3
at Wake Forest	02/26/2025		23:07	4-8	.500	1-2	.500	0-0	.000	1	3	4	1.6	3	3	0	0	0	9	4.5
Clemson	03/01/2025	*	24:13	0-4	.000	0-2	.000	0-0	.000	0	3	3	1.6	1	2	0	0	0	0	4.4
Florida St.	03/04/2025		10:16	0-2	.000	0-1	.000	0-0	.000	0	2	2	1.6	0	0	2	0	0	0	4.2
at Syracuse	03/08/2025		10:44	1-1	1.000	0-0	.000	0-0	.000	0	0	0	1.6	0	0	1	0	0	2	4.1
Totals		6	560:19	48-111	.432	17-42	.405	11-15	.733	6	41	47	1.6	36	47	24	6	7	124	4.1

Player Averages

Games Played	Minutes/ game	Points/ game	FG Pct	3FG Pct	FT Pct	Rebounds/ game	Assists/ game	Turnovers/ game	Assist/Turnover ratio	Steals/ game	Blocks/ game
30	18.7	4.1	43.2	40.5	73.3	1.6	1.6	0.8	2.0	0.2	0.2



11 ISAAC MCKNEELY

Jr. • G • 6-4 • 195 • Poca, W.Va. • Poca

2024-25 SEASON

- All-ACC Honorable Mention
- Tallied 11 points vs. Campbell (11/6/24)
- Drilled four 3-pointers en route to 14 points vs. Coppin State (11/11/24)
- Scored 23 points on 8 of 9 FGs, including a school-record 6 of 6 from 3-point range
- Collected 10 points and four rebounds vs. No. 22 St. John's (11/22/24)
- Scored team-high 18 points along with five rebounds vs. Manhattan (11/26/24)
- Collected 13 points, three assists and one steal vs. Holy Cross (11/29/24)
- Scored 12 points (4 of 8 3FGs) and had career highs in rebounds (7) and assists (5) at No. 13 Florida (12/4/24)
- Tallied 17 points (4 of 8 3FGs) in ACC opener at SMU (12/7/24)
- Scored 16 points vs. vs. No. 13 Clemson (3/1/25)
- Scored a team-high 22 points (5 of 11 3FGs) at Stanford (1/11/25)
- Scored a team-high 21 points (6 of 9 3FGs) vs. Boston College (1/21/25)
- Netted 14 points (4 of 10 3FGs) vs. Notre Dame (1/25/25)
- Scored 26 points and matched a career best with six 3-pointers at Miami (1/29/25)
- Totaled a game-high 19 points and career-high seven assists vs. Virginia Tech (2/1/25)
- Netted 20 points (4 of 9 3FGs) vs. Georgia Tech (2/8/25)
- Scored 22 points (6 of 14 3FGs) at Virginia Tech (2/15/25)
- Scored 14 points (4 of 7 3FGs) vs. No. 3 Duke (2/17/25)
- Recorded a team-high 17 points at North Carolina (2/22/25)
- Scored 27 points (10 of 14 FGs) at Wake Forest (2/26/25)

CAREER STATS/SINGLE-GAME HIGHS

				Field Goals		3-Point		F-Throws		Rebounds								Scoring			
SEASON	TEAM	GP-GS	MIN	AVG	FG-FGA	FG%	3FG-3FGA	3FG%	FT-FTA	FT%	OFF	DEF	TOT	AVG	PF-FO	A	TO	BLK	STL	PTS	AVG
2022-23	UVa	33-1	708	21.5	77-182	.423	51-130	.392	17-24	.708	7	66	73	2.2	44-0	23	21	4	12	222	6.7
2023-24	UVa	33-33	1068	32.4	137-335	.409	81-182	.445	50-59	.847	5	94	99	3.0	48-0	54	32	5	19	405	12.3
2024-25	UVa	31-31	1066	34.4	143-329	.435	94-229	.410	55-67	.821	4	79	83	2.7	45-0	91	46	4	26	435	14.0
TOTAL		97-65	2842	29.3	357-846	.422	226-541	.418	122-150	.813	16	239	255	2.6	137-0	168	99	13	57	1062	10.9

Single Game Highs


Statistic	Value
Points	29 at Florida St. 02/10/24
Rebounds	7 at Florida 12/04/24
Assists	7 vs Virginia Tech 02/01/25
Steals	3 vs Coppin St. 11/11/24
Blocks	2 vs NC State 02/07/23, vs Wake Forest 02/17/24, vs Clemson 03/01/25
FG Made	10 at Wake Forest 02/26/25
FG Attempts	17 at Miami (FL) 01/29/25
3FG Made	6 7 times
3FG Attempts	14 at Virginia Tech 02/15/25
FT Made	8 at Florida St. 02/10/24
FT Attempts	9 at Florida St. 02/10/24, vs Virginia Tech 02/01/25

2024-25 MCKNEELY GAME-BY-GAME

Opponent	Date	GS	MIN	Total		3-Pointers		Free throws		Rebounds				PF	A	TO	BLK	STL	PTS	AVG
				FG-FGA	PCT	3FG-3FGA	PCT	FT-FTA	PCT	OFF	DEF	TOT	AVG							
Campbell	11/06/2024	*	35:19	4-6	.667	1-3	.333	2-2	1.000	0	2	2	2.0	2	2	1	0	1	11	11.0
Coppin St.	11/11/2024	*	30:12	4-10	.400	4-8	.500	2-3	.667	0	6	6	4.0	0	3	0	1	3	14	12.5
vs Villanova	11/15/2024	*	36:20	8-9	.889	6-6	1.000	1-1	1.000	0	2	2	3.3	2	2	2	0	1	23	16.0
vs Tennessee	11/21/2024	*	35:31	1-6	.167	1-3	.333	1-3	.333	0	3	3	3.3	2	3	2	0	0	4	13.0
vs St. John's (NY)	11/22/2024	*	29:10	3-9	.333	3-9	.333	1-1	1.000	1	3	4	3.4	0	3	4	0	1	10	12.4
Manhattan	11/26/2024	*	37:19	5-10	.500	3-4	.750	5-6	.833	0	5	5	3.7	2	2	1	0	2	18	13.3
Holy Cross	11/29/2024	*	30:56	4-11	.364	3-9	.333	2-3	.667	1	2	3	3.6	1	3	1	0	1	13	13.3
at Florida	12/04/2024	*	35:51	4-10	.400	4-8	.500	0-1	.000	0	7	7	4.0	2	5	3	0	0	12	13.1
at SMU	12/07/2024	*	34:13	5-12	.417	4-8	.500	3-3	1.000	0	3	3	3.9	2	3	3	0	0	17	13.6
Bethune-Cookman	12/12/2024	*	30:36	2-7	.286	1-6	.167	2-2	1.000	0	3	3	3.8	2	4	3	1	1	7	12.9
Memphis	12/18/2024	*	35:59	2-7	.286	1-4	.250	0-0	.000	0	4	4	3.8	0	5	0	0	1	5	12.2
American	12/22/2024	*	37:11	4-10	.400	3-8	.375	0-2	.000	0	5	5	3.9	0	1	1	0	0	11	12.1
NC State	12/31/2024	*	37:25	5-14	.357	4-9	.444	0-0	.000	0	3	3	3.8	0	3	1	0	0	14	12.2
Louisville	01/04/2025	*	34:36	5-10	.500	3-7	.429	0-0	.000	0	3	3	3.8	0	4	2	0	1	13	12.3
at California	01/08/2025	*	37:02	1-8	.125	1-4	.250	0-1	.000	1	1	2	3.7	2	1	1	0	1	3	11.7
at Stanford	01/11/2025	*	35:57	7-14	.500	5-11	.455	3-4	.750	0	2	2	3.6	0	3	1	0	0	22	12.3
SMU	01/15/2025	*	31:56	1-9	.111	0-6	.000	4-4	1.000	0	3	3	3.5	2	4	2	0	0	6	11.9
at Louisville	01/18/2025	*	33:02	4-9	.444	1-5	.200	1-1	1.000	0	0	0	3.3	1	4	1	0	1	10	11.8
Boston College	01/21/2025	*	29:16	7-10	.700	6-9	.667	1-1	1.000	0	0	0	3.2	2	1	2	0	2	21	12.3
Notre Dame	01/25/2025	*	34:43	5-11	.455	4-10	.400	0-0	.000	0	3	3	3.2	2	3	1	0	0	14	12.4
at Miami (FL)	01/29/2025	*	37:36	9-17	.529	6-12	.500	2-2	1.000	0	2	2	3.1	4	3	1	0	2	26	13.0
Virginia Tech	02/01/2025	*	37:16	5-10	.500	2-7	.286	7-9	.778	0	2	2	3.0	0	7	0	0	0	19	13.3
at Pittsburgh	02/03/2025	*	29:18	3-11	.273	2-8	.250	0-0	.000	0	1	1	3.0	3	4	2	0	1	8	13.1
Georgia Tech	02/08/2025	*	31:40	8-14	.571	4-9	.444	0-0	.000	0	0	0	2.8	3	2	0	0	0	20	13.4
at Virginia Tech	02/15/2025	*	34:29	7-16	.438	6-14	.429	2-2	1.000	0	3	3	2.8	2	1	1	0	1	22	13.7
Duke	02/17/2025	*	33:37	4-9	.444	4-7	.571	2-2	1.000	1	2	3	2.8	1	2	1	0	1	14	13.7
at North Carolina	02/22/2025	*	35:39	5-12	.417	2-7	.286	5-5	1.000	0	1	1	2.8	1	4	0	0	2	17	13.9
at Wake Forest	02/26/2025	*	36:38	10-14	.714	4-7	.571	3-3	1.000	0	3	3	2.8	1	5	2	0	2	27	14.3
Clemson	03/01/2025	*	38:35	5-13	.385	4-9	.444	2-2	1.000	0	3	3	2.8	2	0	3	2	0	16	14.4
Florida St.	03/04/2025	*	36:23	3-11	.273	1-6	.167	2-2	1.000	0	2	2	2.8	2	3	1	0	0	9	14.2
at Syracuse	03/08/2025	*	32:15	3-10	.300	1-6	.167	2-2	1.000	0	0	0	2.7	2	1	3	0	1	9	14.0
Totals		31	1065:60	143-329	.435	94-229	.410	55-67	.821	4	79	83	2.7	45	91	46	4	26	435	14.0

Player Averages

Games Played	Minutes/ game	Points/ game	FG Pct	3FG Pct	FT Pct	Rebounds/ game	Assists/ game	Turnovers/ game	Assist/Turnover ratio	Steals/ game	Blocks/ game
31	34.4	14.0	43.5	41.0	82.1	2.7	2.9	1.5	2.0	0.8	0.1



21 ANTHONY ROBINSON

R-Fr. • F/C • 6-10 • 250 • Peachtree City, Ga. • Christ School (N.C.)

2024-25 SEASON

- Recorded two points, two rebounds and one blocked shot in collegiate debut vs. Coppin State (11/11/24)
- Scored four points vs. No. 11 Tennessee (11/21/24)
- Played eight minutes vs. No. 22 St. John's (11/22/24)
- Scored two points (2 of 2 FTs) vs. Holy Cross (11/29/24)
- Scored three points at No. 13 Florida (12/4/24)
- Hauled down six rebounds in 10 minutes vs. No. 21 Memphis (12/18/24)
- Scored three points along with one rebound at Cal (1/8/25)
- Recorded seven points and five rebounds in 14 minutes at Louisville (1/18/25)
- Registered four points, four rebounds and one block vs. Boston College (1/21/25)
- Tallied three points and one rebound vs. Notre Dame (1/25/25)
- Collected two points, two rebounds and one block at Miami (1/29/25)
- Netted six points along with four rebounds vs. Virginia Tech (2/1/25)
- Tallied nine points and six rebounds at Pitt (2/3/25)
- Scored six points vs. Georgia Tech (2/8/25)
- Totaled season highs in points (15), rebounds (7) and blocks (2) at Virginia Tech (2/15/25)
- Registered seven points, three rebounds and one block vs. No. 3 Duke (2/17/25)
- Missed the Wake Forest (2/26/25) game with a foot injury
- Tallied eight points, six rebounds, two steals and one block at Syracuse (3/8/25)

CAREER STATS/SINGLE-GAME HIGHS

		Field Goals		3-Point		F-Throws		Rebounds				Scoring			
SEASON	TEAM	GP-GS	MIN/AVG	FG-FGA	FG%	3FG-3FGA	3FG%	FT-FTA	FT%	OFF	DEF	TOT	AVG	PF-FO	A TO BLK STL PTS AVG
2024-25	UVa	26-0	239/9.2	31-43	.721	0-0	.000	31-50	.620	18	44	62	2.4	36-0	2 15 15 5 93 3.6
TOTAL		26-0	239/9.2	31-43	.721	0-0	.000	31-50	.620	18	44	62	2.4	36-0	2 15 15 5 93 3.6

Single Game Highs

Statistic	Value
Points	15 at Virginia Tech 02/15/25
Rebounds	7 at Virginia Tech 02/15/25
Assists	2 vs Boston College 01/21/25
Steals	2 at Syracuse 03/08/25
Blocks	2 4 times
FG Made	4 at Virginia Tech 02/15/25
FG Attempts	5 at Virginia Tech 02/15/25
FT Made	7 at Virginia Tech 02/15/25
FT Attempts	8 at Virginia Tech 02/15/25

2024-25 ROBINSON GAME-BY-GAME

Opponent	Date	GS	MIN	Total		3-Pointers		Free throws		Rebounds				PF	A	TO	BLK	STL	PTS	AVG
				FG-FGA	PCT	3FG-3FGA	PCT	FT-FTA	PCT	OFF	DEF	TOT	AVG							
Coppin St.	11/11/2024		04:31	1-1	1.000	0-0	.000	0-0	.000	0	2	2	2.0	0	0	0	1	0	2	2.0
vs Tennessee	11/21/2024		01:57	1-2	.500	0-0	.000	2-2	1.000	0	0	0	1.0	0	0	0	1	0	4	3.0
vs St. John's (NY)	11/22/2024		08:13	0-0	.000	0-0	.000	1-6	.167	1	0	1	1.0	1	0	0	0	0	1	2.3
Holy Cross	11/29/2024		02:16	0-0	.000	0-0	.000	2-2	1.000	0	0	0	0.8	1	0	0	1	0	2	2.3
at Florida	12/04/2024		02:35	1-1	1.000	0-0	.000	1-1	1.000	1	0	1	0.8	0	0	0	0	0	3	2.4
at SMU	12/07/2024		02:24	0-0	.000	0-0	.000	0-0	.000	0	1	1	0.8	0	0	0	0	0	0	2.0
Bethune-Cookman	12/12/2024		00:30	0-0	.000	0-0	.000	0-0	.000	0	0	0	0.7	0	0	0	0	0	0	1.7
Memphis	12/18/2024		10:28	1-3	.333	0-0	.000	0-1	.000	1	5	6	1.4	1	0	0	2	1	2	1.8
NC State	12/31/2024		02:00	0-0	.000	0-0	.000	0-0	.000	0	0	0	1.2	2	0	1	0	0	0	1.6
Louisville	01/04/2025		06:41	0-0	.000	0-0	.000	0-0	.000	1	0	1	1.2	1	0	1	2	0	0	1.4
at California	01/08/2025		04:17	1-1	1.000	0-0	.000	1-1	1.000	0	1	1	1.2	1	0	0	0	0	3	1.5
at Stanford	01/11/2025		06:03	0-0	.000	0-0	.000	0-0	.000	0	1	1	1.2	3	0	1	0	0	0	1.4
SMU	01/15/2025		09:08	1-1	1.000	0-0	.000	0-0	.000	0	1	1	1.2	0	0	0	0	1	2	1.5
at Louisville	01/18/2025		14:13	2-2	1.000	0-0	.000	3-5	.600	1	4	5	1.4	3	0	2	0	0	7	1.9
Boston College	01/21/2025		14:16	2-2	1.000	0-0	.000	0-0	.000	2	2	4	1.6	1	2	1	1	0	4	2.0
Notre Dame	01/25/2025		05:40	1-2	.500	0-0	.000	1-2	.500	0	1	1	1.6	0	0	1	0	0	3	2.1
at Miami (FL)	01/29/2025		11:05	1-1	1.000	0-0	.000	0-2	.000	0	2	2	1.6	1	0	1	1	1	2	2.1
Virginia Tech	02/01/2025		14:38	2-3	.667	0-0	.000	2-3	.667	0	4	4	1.7	4	0	0	0	0	6	2.3
at Pittsburgh	02/03/2025		16:52	3-4	.750	0-0	.000	3-5	.600	3	3	6	1.9	3	0	1	0	0	9	2.6
Georgia Tech	02/08/2025		15:18	2-4	.500	0-0	.000	2-2	1.000	1	0	1	1.9	1	0	0	0	0	6	2.8
at Virginia Tech	02/15/2025		18:18	4-5	.800	0-0	.000	7-8	.875	3	4	7	2.1	2	0	1	2	0	15	3.4
Duke	02/17/2025		18:50	3-4	.750	0-0	.000	1-2	.500	0	3	3	2.2	1	0	1	1	0	7	3.5
at North Carolina	02/22/2025		16:57	2-3	.667	0-0	.000	0-0	.000	1	4	5	2.3	3	0	1	2	0	4	3.6
Clemson	03/01/2025		13:50	1-1	1.000	0-0	.000	1-2	.500	0	3	3	2.3	4	0	2	0	0	3	3.5
Florida St.	03/04/2025		02:50	0-1	.000	0-0	.000	0-0	.000	0	0	0	2.2	1	0	0	0	0	0	3.4
at Syracuse	03/08/2025		14:44	2-2	1.000	0-0	.000	4-6	.667	3	3	6	2.4	2	0	1	1	2	8	3.6
Totals		0	238:35	31-43	.721	0-0	.000	31-50	.620	18	44	62	2.4	36	2	15	15	5	93	3.6

Player Averages

Games Played	Minutes/game	Points/game	FG Pct	3FG Pct	FT Pct	Rebounds/game	Assists/game	Turnovers/game	Assist/Turnover ratio	Steals/game	Blocks/game
26	9.2	3.6	72.1	0.0	62.0	2.4	0.1	0.6	0.1	0.2	0.6



23 TJ POWER

So. • F • 6-9 • 221 • Shrewsbury, Mass. • Duke

2024-25 SEASON

(12/18/24)

- Tallied three points and three rebounds in first collegiate start in UVA debut vs. Campbell (11/6/24)
- Scored five points (2 of 2 FGs) vs. Villanova (11/15/24)
- Scored three points vs. No. 22 St. John's (11/22/24), Manhattan (11/26/24) and SMU (12/7/24)
- Chipped in two assists and one block vs. No. 21 Memphis

CAREER STATS/SINGLE-GAME HIGHS

		Field Goals					3-Point		F-Throws		Rebounds			Scoring						
SEASON	TEAM	GP-GS	MIN/AVG	FG-FGA	FG%	3FG-3FGA	3FG%	FT-FTA	FT%	OFF	DEF	TOT	AVG	PF-FO	A	TO	BLK	STL	PTS	AVG
2023-24	DU	26-0	181/7.0	17-51	.333	15-42	.357	6-7	.857	5	14	19	0.7	13-0	5	4	3	5	55	2.1
2024-25	UVa	24-5	226/9.4	9-44	.205	6-33	.182	8-8	1.000	5	20	25	1.0	10-0	14	12	4	2	32	1.3
TOTAL FOR UVa		24-5	226/9.4	9-44	.205	6-33	.182	8-8	1.000	5	20	25	1.0	10-0	14	12	4	2	32	1.3
TOTAL		50-5	406/8.1	26-95	.274	21-75	.280	14-15	.933	10	34	44	0.9	23-0	19	16	7	7	87	1.7

Single Game Highs

Statistic	Value
Points	9 vs La Salle 11/21/23
Rebounds	6 vs Coppin St. 11/11/24
Assists	2 vs Holy Cross 11/29/24, vs Memphis 12/18/24, at Miami (FL) 01/29/25
Steals	2 vs Queens (NC) 12/30/23
Blocks	1 7 times
FG Made	3 vs La Salle 11/21/23
FG Attempts	6 vs Coppin St. 11/11/24
3FG Made	3 vs La Salle 11/21/23
3FG Attempts	6 vs Coppin St. 11/11/24
FT Made	4 at Stanford 01/11/25
FT Attempts	4 at Stanford 01/11/25

2024-25 POWER GAME-BY-GAME

Opponent	Date	GS	MIN	Total		3-Pointers		Free throws		Rebounds				PF	A	TO	BLK	STL	PTS	AVG
				FG-FGA	PCT	3FG-3FGA	PCT	FT-FTA	PCT	OFF	DEF	TOT	AVG							
Campbell	11/06/2024	*	19:14	1-3	.333	1-2	.500	0-0	.000	0	3	3	3.0	1	1	0	0	1	3	3.0
Coppin St.	11/11/2024	*	20:28	1-6	.167	1-6	.167	0-0	.000	0	6	6	4.5	0	1	1	1	0	3	3.0
vs Villanova	11/15/2024	*	14:30	2-2	1.000	1-1	1.000	0-0	.000	0	1	1	3.3	1	1	2	0	0	5	3.7
vs Tennessee	11/21/2024	*	20:14	0-4	.000	0-3	.000	0-0	.000	0	2	2	3.0	0	0	1	1	0	0	2.8
vs St. John's (NY)	11/22/2024	*	19:08	1-5	.200	1-4	.250	0-0	.000	0	0	0	2.4	1	1	1	0	0	3	2.8
Manhattan	11/26/2024		06:16	1-2	.500	1-2	.500	0-0	.000	0	0	0	2.0	0	0	0	0	1	3	2.8
Holy Cross	11/29/2024		14:14	0-1	.000	0-1	.000	0-0	.000	0	3	3	2.1	1	2	0	0	0	0	2.4
at Florida	12/04/2024		05:30	0-1	.000	0-1	.000	0-0	.000	0	0	0	1.9	0	0	0	0	0	0	2.1
at SMU	12/07/2024		10:28	1-3	.333	1-2	.500	0-0	.000	0	0	0	1.7	1	0	1	0	0	3	2.2
Bethune-Cookman	12/12/2024		10:12	0-2	.000	0-1	.000	0-0	.000	1	0	1	1.6	0	1	0	1	0	0	2.0
Memphis	12/18/2024		10:25	0-3	.000	0-2	.000	2-2	1.000	0	0	0	1.5	1	2	1	1	0	2	2.0
American	12/22/2024		04:27	1-3	.333	0-1	.000	0-0	.000	1	0	1	1.4	0	1	0	0	0	2	2.0
NC State	12/31/2024		02:36	1-1	1.000	0-0	.000	0-0	.000	1	1	2	1.5	0	0	0	0	0	2	2.0
Louisville	01/04/2025		06:28	0-2	.000	0-2	.000	0-0	.000	0	2	2	1.5	1	0	0	0	0	0	1.9
at California	01/08/2025		12:21	0-1	.000	0-0	.000	0-0	.000	0	1	1	1.5	1	1	1	0	0	0	1.7
at Stanford	01/11/2025		07:23	0-0	.000	0-0	.000	4-4	1.000	0	0	0	1.4	0	0	1	0	0	4	1.9
at Louisville	01/18/2025		01:23	0-0	.000	0-0	.000	0-0	.000	0	0	0	1.3	0	0	0	0	0	0	1.8
Boston College	01/21/2025		10:53	0-1	.000	0-1	.000	2-2	1.000	0	1	1	1.3	1	0	2	0	0	2	1.8
Notre Dame	01/25/2025		06:15	0-1	.000	0-1	.000	0-0	.000	0	0	0	1.2	0	0	0	0	0	0	1.7
at Miami (FL)	01/29/2025		12:07	0-1	.000	0-1	.000	0-0	.000	0	0	0	1.2	0	2	1	0	0	0	1.6
Virginia Tech	02/01/2025		03:53	0-1	.000	0-1	.000	0-0	.000	2	0	2	1.2	1	1	0	0	0	0	1.5
Duke	02/17/2025		03:11	0-0	.000	0-0	.000	0-0	.000	0	0	0	1.1	0	0	0	0	0	0	1.5
at North Carolina	02/22/2025		01:46	0-1	.000	0-1	.000	0-0	.000	0	0	0	1.1	0	0	0	0	0	0	1.4
at Syracuse	03/08/2025		02:13	0-0	.000	0-0	.000	0-0	.000	0	0	0	1.0	0	0	0	0	0	0	1.3
Totals		5	225:35	9-44	.205	6-33	.182	8-8	1.000	5	20	25	1.0	10	14	12	4	2	32	1.3

Player Averages

Games Played	Minutes/game	Points/game	FG Pct	3FG Pct	FT Pct	Rebounds/game	Assists/game	Turnovers/game	Assist/Turnover ratio	Steals/game	Blocks/game
24	9.4	1.3	20.5	18.2	100.0	1.0	0.6	0.5	1.2	0.1	0.2



2024-25 Virginia Men's Basketball Combined Team Statistics All games

Page 1/1
as of Mar 09, 2025

Game Records

Record	Overall	Home	Away	Neutral
ALL GAMES	15-16	10-7	4-7	1-2
CONFERENCE	8-12	4-6	4-6	0-0
NON-CONFERENCE	7-4	6-1	0-1	1-2

Score by Periods

Team	1st	2nd	OT	TOT
Virginia	977	1036	0	2013
Opponents	969	1102	0	2071

Team Box Score

No.	Player				Total		3-Point		F-Throw		Rebounds											
		GP-GS	MIN	AVG	FG-FGA	FG%	3FG-3FGA	3FG%	FT-FTA	FT%	OFF	DEF	TOT	AVG	PF	DQ	A	TO	BLK	STL	PTS	AVG
11	MCKNEELY, Isaac	31-31	1065:60	34.4	143-329	.435	94-229	.410	55-67	.821	4	79	83	2.7	45	0	91	46	4	26	435	14.0
2	SAUNDERS, Elijah	28-25	746:38	26.7	100-232	.431	33-88	.375	61-74	.824	29	113	142	5.1	57	1	22	37	8	14	294	10.5
4	ROHDE, Andrew	29-25	890:48	30.7	99-228	.434	42-102	.412	34-44	.773	8	74	82	2.8	48	0	126	54	6	32	274	9.4
7	AMES, Dai Dai	30-25	765:07	25.5	102-215	.474	31-74	.419	32-39	.821	6	35	41	1.4	60	1	59	35	10	23	267	8.9
5	COFIE, Jacob	31-16	643:11	20.7	86-174	.494	10-41	.244	38-50	.760	45	98	143	4.6	80	1	32	30	26	32	220	7.1
0	BUCHANAN, Blake	31-21	676:27	21.8	68-127	.535	0-2	.000	33-61	.541	56	110	166	5.4	71	1	45	25	35	16	169	5.5
10	MURRAY, Taine	30-6	560:19	18.7	48-111	.432	17-42	.405	11-15	.733	6	41	47	1.6	36	0	47	24	6	7	124	4.1
21	ROBINSON, Anthony	26-0	238:35	9.2	31-43	.721	0-0	.000	31-50	.620	18	44	62	2.4	36	0	2	15	15	5	93	3.6
9	SHARMA, Ishan	29-1	371:51	12.8	30-90	.333	24-72	.333	15-16	.938	3	35	38	1.3	28	0	23	10	2	7	99	3.4
23	POWER, TJ	24-5	225:35	9.4	9-44	.205	6-33	.182	8-8	1.000	5	20	25	1.0	10	0	14	12	4	2	32	1.3
13	ROBERTS, Desmond	5-0	06:46	1.4	1-3	.333	0-0	.000	2-2	1.000	1	2	3	0.6	0	0	0	0	0	0	4	0.8
8	WALKER, Bryce	6-0	06:45	1.1	1-2	.500	0-1	.000	0-0	.000	0	0	0	0.0	0	0	1	2	0	0	2	0.3
25	BENNETT, Eli	2-0	01:34	0.8	0-0	.000	0-0	.000	0-0	.000	0	0	0	0.0	0	0	0	0	0	2	0	0.0
42	ROUSE, Markus	1-0	00:24	0.4	0-0	.000	0-0	.000	0-0	.000	0	0	0	0.0	0	0	0	0	0	0	0	0.0
Team											30	49	79					25				
Total		31	6200		718-1598	.449	257-684	.376	320-426	.751	211	700	911	29.4	471	4	462	315	116	166	2013	64.9
Opponents		31	6200		743-1681	.442	227-662	.343	358-475	.754	293	717	1010	32.6	430	3	373	296	83	184	2071	66.8

Team Statistics

	UVA	OPP
Scoring	2013	2071
Points per game	64.9	66.8
Scoring margin	-1.9	-
Field goals-att	718-1598	743-1681
Field goal pct	.449	.442
3 point fg-att	257-684	227-662
3-point FG pct	.376	.343
3-pt FG made per game	8.3	7.3
Free throws-att	320-426	358-475
Free throw pct	.751	.754
F-Throws made per game	10.3	11.5
Rebounds	911	1010
Rebounds per game	29.4	32.6
Rebounding margin	-3.2	-
Assists	462	373
Assists per game	14.9	12.0
Turnovers	315	296
Turnovers per game	10.2	9.5
Turnover margin	-0.6	-
Assist/turnover ratio	1.5	1.3
Steals	166	184
Steals per game	5.4	5.9
Blocks	116	83
Blocks per game	3.7	2.7
Winning streak	0	-
Home win streak	1	-
Attendance	229133	114190
Home games-Avg/Game	17-13478	11-10381
Neutral site-Avg/Game	-	3-2315

Team Results

Date	Opponent		Score	Att.
11/06/2024	Campbell	W	65-56	13414
11/11/2024	Coppin St.	W	62-45	13294
11/15/2024	vs Villanova	W	70-60	4868
11/21/2024	vs Tennessee	L	42-64	2077
11/22/2024	vs St. John's (NY)	L	55-80	0
11/26/2024	Manhattan	W	74-65	12347
11/29/2024	Holy Cross	W	67-41	13488
12/04/2024	at Florida	L	69-87	9184
12/07/2024	at SMU	L	51-63	5189
12/12/2024	Bethune-Cookman	W	59-41	12021
12/18/2024	Memphis	L	62-64	12108
12/22/2024	American	W	63-58	12384
12/31/2024	NC State	W	70-67	13875
01/04/2025	Louisville	L	50-70	13316
01/08/2025	at California	L	61-75	3696
01/11/2025	at Stanford	L	65-88	4504
01/15/2025	SMU	L	52-54	13554
01/18/2025	at Louisville	L	67-81	18233
01/21/2025	Boston College	W	74-56	13481
01/25/2025	Notre Dame	L	59-74	14637
01/29/2025	at Miami (FL)	W	82-71	5509
02/01/2025	Virginia Tech	L	74-75	14637
02/03/2025	at Pittsburgh	W	73-57	9075
02/08/2025	Georgia Tech	W	75-61	14637
02/15/2025	at Virginia Tech	W	73-70	8925
02/17/2025	Duke	L	62-80	14445
02/22/2025	at North Carolina	L	66-81	21750
02/26/2025	at Wake Forest	W	83-75	7851
03/01/2025	Clemson	L	58-71	13992
03/04/2025	Florida St.	W	60-57	13503
03/08/2025	at Syracuse	L	70-84	20274



2024-25 Virginia Men's Basketball Combined Team Statistics In Conference games

Page 1/1
as of Mar 09, 2025

Game Records

Record	Overall	Home	Away	Neutral
ALL GAMES	8-12	4-6	4-6	0-0
CONFERENCE	8-12	4-6	4-6	0-0
NON-CONFERENCE	0-0	0-0	0-0	0-0

Score by Periods

Team	1st	2nd	OT	TOT
Virginia	645	680	0	1325
Opponents	679	731	0	1410

Team Box Score

No.	Player				Total		3-Point		F-Throw		Rebounds													
		GP-GS	MIN	AVG	FG-FGA	FG%	3FG-3FGA	3FG%	FT-FTA	FT%	OFF	DEF	TOT	AVG	PF	DQ	A	TO	BLK	STL	PTS	AVG		
11	MCKNEELY, Isaac	20-20	691:36	34.6	102-234	.436	64-161	.398	39-43	.907	2	37	39	2.0	32	0	58	28	2	15	307	15.4		
4	ROHDE, Andrew	19-18	613:07	32.3	69-166	.416	30-75	.400	24-31	.774	8	55	63	3.3	35	0	98	29	4	22	192	10.1		
2	SAUNDERS, Elijah	17-14	434:08	25.5	52-133	.391	21-59	.356	36-44	.818	15	67	82	4.8	35	0	13	20	4	10	161	9.5		
7	AMES, Dai Dai	20-16	490:39	24.5	74-144	.514	20-51	.392	15-19	.789	3	17	20	1.0	37	0	38	20	7	17	183	9.2		
5	COFIE, Jacob	20-14	405:52	20.3	49-102	.480	4-18	.222	27-37	.730	23	48	71	3.6	56	1	17	19	16	22	129	6.5		
0	BUCHANAN, Blake	20-12	445:55	22.3	41-77	.532	0-0	.000	23-37	.622	30	78	108	5.4	42	0	25	16	19	10	105	5.3		
21	ROBINSON, Anthony	19-0	208:05	11.0	27-36	.750	0-0	.000	25-38	.658	15	37	52	2.7	33	0	2	15	10	4	79	4.2		
9	SHARMA, Ishan	19-1	263:45	13.9	23-65	.354	18-50	.360	14-14	1.000	1	20	21	1.1	24	0	11	7	0	4	78	4.1		
10	MURRAY, Taine	20-5	360:59	18.0	30-71	.423	11-27	.407	5-8	.625	5	31	36	1.8	28	0	34	13	5	7	76	3.8		
13	ROBERTS, Desmond	1-0	01:04	1.1	1-1	1.000	0-0	.000	0-0	.000	0	0	0	0.0	0	0	0	0	0	0	2	2.0		
23	POWER, TJ	13-0	80:57	6.2	2-12	.167	1-9	.111	6-6	1.000	3	5	8	0.6	5	0	4	6	0	0	11	0.8		
8	WALKER, Bryce	3-0	02:26	0.8	1-1	1.000	0-0	.000	0-0	.000	0	0	0	0.0	0	0	1	1	0	0	2	0.7		
25	BENNETT, Eli	1-0	01:04	1.1	0-0	.000	0-0	.000	0-0	.000	0	0	0	0.0	0	0	0	0	0	1	0	0.0		
42	ROUSE, Markus	1-0	00:24	0.4	0-0	.000	0-0	.000	0-0	.000	0	0	0	0.0	0	0	0	0	0	0	0	0.0		
Team											22	25	47					13						
Total		20	4000		471-1042	.452	169-450	.376	214-277	.773	127	420	547	27.4	327	1	301	187	67	112	1325	66.3		
Opponents		20	4000		504-1069	.471	137-386	.355	265-346	.766	188	472	660	33.0	278	1	250	192	54	108	1410	70.5		

Team Statistics

	UVA	OPP
Scoring		
Points per game	66.3	70.5
Scoring margin	-4.3	-
Field goals-att		
Field goal pct	.452	.471
3 point fg-att		
3-point FG pct	.376	.355
3-pt FG made per game	8.5	6.9
Free throws-att		
Free throw pct	.773	.766
F-Throws made per game	10.7	13.3
Rebounds		
Rebounds per game	27.4	33.0
Rebounding margin	-5.7	-
Assists		
Assists per game	15.1	12.5
Turnovers		
Turnovers per game	9.4	9.6
Turnover margin	+0.3	-
Assist/turnover ratio	1.6	1.3
Steals		
Steals per game	5.6	5.4
Blocks		
Blocks per game	3.4	2.7
Winning streak		
Home win streak	1	-
Attendance		
Home games-Avg/Game	10-14008	10-10501
Neutral site-Avg/Game	-	0-0

Team Results

Date	Opponent		Score	Att.
12/07/2024	at SMU	L	51-63	5189
12/31/2024	NC State	W	70-67	13875
01/04/2025	Louisville	L	50-70	13316
01/08/2025	at California	L	61-75	3696
01/11/2025	at Stanford	L	65-88	4504
01/15/2025	SMU	L	52-54	13554
01/18/2025	at Louisville	L	67-81	18233
01/21/2025	Boston College	W	74-56	13481
01/25/2025	Notre Dame	L	59-74	14637
01/29/2025	at Miami (FL)	W	82-71	5509
02/01/2025	Virginia Tech	L	74-75	14637
02/03/2025	at Pittsburgh	W	73-57	9075
02/08/2025	Georgia Tech	W	75-61	14637
02/15/2025	at Virginia Tech	W	73-70	8925
02/17/2025	Duke	L	62-80	14445
02/22/2025	at North Carolina	L	66-81	21750
02/26/2025	at Wake Forest	W	83-75	7851
03/01/2025	Clemson	L	58-71	13992
03/04/2025	Florida St.	W	60-57	13503
03/08/2025	at Syracuse	L	70-84	20274



2024-25 Virginia Men's Basketball
Team Game-by-Game
All games

Page 1/1
as of Mar 09, 2025

Opponent	Date	Score		Total		3-Pointers		Free throws		Rebounds				PF	A	TO	BLK	STL	PTS	AVG
				FG-FGA	PCT	3FG-3FGA	PCT	FT-FTA	PCT	OFF	DEF	TOT	AVG							
Campbell	11/06/2024	65-56	W	24-42	.571	6-13	.462	11-18	.611	4	28	32	32.0	14	17	11	6	3	65	65.0
Coppin St.	11/11/2024	62-45	W	21-52	.404	9-27	.333	11-12	.917	6	33	39	35.5	13	14	12	11	7	62	63.5
vs Villanova	11/15/2024	70-60	W	25-49	.510	14-25	.560	6-9	.667	3	24	27	32.7	16	14	12	1	6	70	65.7
vs Tennessee	11/21/2024	42-64	L	14-49	.286	6-20	.300	8-11	.727	11	23	34	33.0	15	9	18	5	0	42	59.8
vs St. John's (NY)	11/22/2024	55-80	L	18-45	.400	9-28	.321	10-18	.556	6	20	26	31.6	9	12	16	1	4	55	58.8
Manhattan	11/26/2024	74-65	W	29-54	.537	6-14	.429	10-15	.667	7	21	28	31.0	13	15	8	2	12	74	61.3
Holy Cross	11/29/2024	67-41	W	24-55	.436	9-25	.360	10-12	.833	9	28	37	31.9	10	20	6	4	4	67	62.1
at Florida	12/04/2024	69-87	L	26-57	.456	8-21	.381	9-10	.900	13	21	34	32.1	17	14	15	2	2	69	63.0
at SMU	12/07/2024	51-63	L	16-47	.340	8-19	.421	11-12	.917	3	22	25	31.3	19	11	14	2	8	51	61.7
Bethune-Cookman	12/12/2024	59-41	W	22-50	.440	7-23	.304	8-12	.667	10	33	43	32.5	8	15	11	7	4	59	61.4
Memphis	12/18/2024	62-64	L	21-53	.396	6-19	.316	14-18	.778	9	22	31	32.4	19	14	11	7	8	62	61.5
American	12/22/2024	63-58	W	23-50	.460	8-19	.421	9-14	.643	6	27	33	32.4	10	17	8	3	4	63	61.6
NC State	12/31/2024	70-67	W	26-48	.542	9-20	.450	9-12	.750	3	19	22	31.6	15	18	7	4	3	70	62.2
Louisville	01/04/2025	50-70	L	20-54	.370	5-26	.192	5-6	.833	6	19	25	31.1	16	13	10	6	5	50	61.4
at California	01/08/2025	61-75	L	19-58	.328	7-23	.304	16-18	.889	11	22	33	31.3	23	11	8	0	6	61	61.3
at Stanford	01/11/2025	65-88	L	21-45	.467	10-21	.476	13-16	.813	6	17	23	30.8	17	13	12	1	2	65	61.6
SMU	01/15/2025	52-54	L	18-52	.346	4-26	.154	12-15	.800	5	25	30	30.7	14	15	8	4	8	52	61.0
at Louisville	01/18/2025	67-81	L	24-51	.471	8-21	.381	11-19	.579	5	25	30	30.7	21	14	15	3	5	67	61.3
Boston College	01/21/2025	74-56	W	26-50	.520	11-20	.550	11-14	.786	7	23	30	30.6	11	17	11	3	10	74	62.0
Notre Dame	01/25/2025	59-74	L	23-57	.404	10-23	.435	3-5	.600	7	20	27	30.5	12	14	6	4	3	59	61.9
at Miami (FL)	01/29/2025	82-71	W	28-51	.549	11-24	.458	15-20	.750	9	18	27	30.3	18	20	7	3	6	82	62.8
Virginia Tech	02/01/2025	74-75	L	26-54	.481	8-23	.348	14-18	.778	6	24	30	30.3	17	19	4	4	3	74	63.3
at Pittsburgh	02/03/2025	73-57	W	28-50	.560	10-22	.455	7-11	.636	8	25	33	30.4	17	20	11	2	8	73	63.7
Georgia Tech	02/08/2025	75-61	W	30-61	.492	11-27	.407	4-5	.800	13	25	38	30.7	13	21	8	2	5	75	64.2
at Virginia Tech	02/15/2025	73-70	W	23-50	.460	11-31	.355	16-19	.842	7	23	30	30.7	18	18	8	4	5	73	64.6
Duke	02/17/2025	62-80	L	20-52	.385	8-22	.364	14-17	.824	4	17	21	30.3	8	13	5	3	3	62	64.5
at North Carolina	02/22/2025	66-81	L	24-53	.453	6-22	.273	12-13	.923	3	18	21	30.0	19	11	9	3	9	66	64.5
at Wake Forest	02/26/2025	83-75	W	29-52	.558	10-22	.455	15-20	.750	3	21	24	29.8	21	16	8	1	8	83	65.2
Clemson	03/01/2025	58-71	L	22-52	.423	8-19	.421	6-10	.600	5	23	28	29.7	19	14	10	8	3	58	64.9
Florida St.	03/04/2025	60-57	W	21-53	.396	11-24	.458	7-9	.778	10	23	33	29.8	12	15	14	7	3	60	64.8
at Syracuse	03/08/2025	70-84	L	27-52	.519	3-15	.200	13-18	.722	6	11	17	29.4	17	8	12	3	9	70	64.9
Total		2013		718-1598	.449	257-684	.376	320-426	.751	211	700	911	29.4	471	462	315	116	166	2013	64.9
Opponents		2071		743-1681	.442	227-662	.343	358-475	.754	293	717	1010	32.6	430	373	296	83	184	2071	66.8

Virginia Averages

Games Played	Points/game	FG Pct	3FG Pct	FT Pct	Rebounds/game	Assists/game	Turnovers/game	Assist/Turnover ratio	Steals/game	Blocks/game
31	64.9	44.9	37.6	75.1	29.4	14.9	10.2	1.5	5.4	3.7



2024-25 Virginia Men's Basketball
Opponents Game-by-Game
All games

Page 1/1
as of Mar 09, 2025

				Total		3-Pointers		Free throws		Rebounds											
Opponent	Date	Score		FG-FGA	PCT	3FG-3FGA	PCT	FT-FTA	PCT	OFF	DEF	TOT	AVG	PF	A	TO	BLK	STL	PTS	AVG	
Campbell	11/06/2024	65-56	W	21-56	.375	11-29	.379	3-4	.750	7	18	25	25.0	17	14	9	1	7	56	56.0	
Coppin St.	11/11/2024	62-45	W	14-50	.280	4-19	.211	13-16	.813	4	26	30	27.5	8	7	10	1	8	45	50.5	
vs Villanova	11/15/2024	70-60	W	19-54	.352	9-32	.281	13-17	.765	12	22	34	29.7	14	8	13	0	8	60	53.7	
vs Tennessee	11/21/2024	42-64	L	25-66	.379	9-25	.360	5-10	.500	18	25	43	33.0	12	11	7	7	8	64	56.3	
vs St. John's (NY)	11/22/2024	55-80	L	32-61	.525	10-24	.417	6-10	.600	11	23	34	33.2	14	19	7	3	13	80	61.0	
Manhattan	11/26/2024	74-65	W	23-53	.434	11-26	.423	8-10	.800	10	21	31	32.8	17	11	14	1	2	65	61.7	
Holy Cross	11/29/2024	67-41	W	17-51	.333	5-22	.227	2-5	.400	7	23	30	32.4	15	7	11	2	4	41	58.7	
at Florida	12/04/2024	69-87	L	31-60	.517	10-25	.400	15-21	.714	11	19	30	32.1	12	14	6	3	9	87	62.3	
at SMU	12/07/2024	51-63	L	21-49	.429	6-24	.250	15-20	.750	8	28	36	32.6	15	13	12	2	8	63	62.3	
Bethune-Cookman	12/12/2024	59-41	W	17-55	.309	5-20	.250	2-6	.333	8	21	29	32.2	12	8	8	2	9	41	60.2	
Memphis	12/18/2024	62-64	L	21-56	.375	5-23	.217	17-21	.810	14	24	38	32.7	17	11	12	6	3	64	60.5	
American	12/22/2024	63-58	W	19-50	.380	11-31	.355	9-9	1.000	3	23	26	32.2	14	13	7	3	5	58	60.3	
NC State	12/31/2024	70-67	W	24-54	.444	8-23	.348	11-15	.733	13	21	34	32.3	16	14	11	0	4	67	60.8	
Louisville	01/04/2025	50-70	L	25-57	.439	7-19	.368	13-14	.929	14	28	42	33.0	11	15	9	5	6	70	61.5	
at California	01/08/2025	61-75	L	22-51	.431	4-13	.308	27-33	.818	11	29	40	33.5	16	6	10	5	3	75	62.4	
at Stanford	01/11/2025	65-88	L	31-61	.508	10-24	.417	16-17	.941	14	20	34	33.5	16	16	6	1	8	88	64.0	
SMU	01/15/2025	52-54	L	23-53	.434	5-21	.238	3-7	.429	8	31	39	33.8	17	12	12	1	6	54	63.4	
at Louisville	01/18/2025	67-81	L	26-60	.433	6-23	.261	23-27	.852	10	26	36	33.9	16	11	7	3	8	81	64.4	
Boston College	01/21/2025	74-56	W	22-47	.468	4-15	.267	8-10	.800	4	19	23	33.4	14	12	15	0	5	56	63.9	
Notre Dame	01/25/2025	59-74	L	27-56	.482	12-23	.522	8-11	.727	10	29	39	33.7	10	17	7	2	5	74	64.5	
at Miami (FL)	01/29/2025	82-71	W	25-49	.510	6-19	.316	15-20	.750	9	15	24	33.2	14	12	11	2	6	71	64.8	
Virginia Tech	02/01/2025	74-75	L	25-48	.521	11-21	.524	14-23	.609	6	25	31	33.1	18	12	7	4	2	75	65.2	
at Pittsburgh	02/03/2025	73-57	W	18-43	.419	6-20	.300	15-21	.714	4	17	21	32.6	11	5	10	3	8	57	64.9	
Georgia Tech	02/08/2025	75-61	W	24-53	.453	8-18	.444	5-9	.556	6	18	24	32.2	7	11	8	3	6	61	64.7	
at Virginia Tech	02/15/2025	73-70	W	23-50	.460	10-24	.417	14-17	.824	7	21	28	32.0	16	11	10	2	3	70	64.9	
Duke	02/17/2025	62-80	L	31-59	.525	9-23	.391	9-11	.818	10	31	41	32.4	15	16	6	5	4	80	65.5	
at North Carolina	02/22/2025	66-81	L	27-56	.482	9-16	.563	18-22	.818	11	24	35	32.5	12	13	10	1	4	81	66.1	
at Wake Forest	02/26/2025	83-75	W	30-54	.556	2-14	.143	13-20	.650	6	21	27	32.3	13	9	10	2	4	75	66.4	
Clemson	03/01/2025	58-71	L	26-55	.473	1-10	.100	18-23	.783	11	27	38	32.5	11	13	7	3	5	71	66.6	
Florida St.	03/04/2025	60-57	W	23-62	.371	7-22	.318	4-7	.571	16	21	37	32.6	15	12	9	9	7	57	66.2	
at Syracuse	03/08/2025	70-84	L	31-52	.596	6-14	.429	16-19	.842	10	21	31	32.6	15	20	15	1	6	84	66.8	
Total		2071		743-1681	.442	227-662	.343	358-475	.754	293	717	1010	32.6	430	373	296	83	184	2071	66.8	
Virginia		2013		718-1598	.449	257-684	.376	320-426	.751	211	700	911	29.4	471	462	315	116	166	2013	64.9	

Opponents Averages

Games Played	Points/game	FG Pct	3FG Pct	FT Pct	Rebounds/game	Assists/game	Turnovers/game	Assist/Turnover ratio	Steals/game	Blocks/game
31	66.8	44.2	34.3	75.4	32.6	12.0	9.5	1.3	5.9	2.7



2024-25 Virginia Men's Basketball




0 • Blake Buchanan
So. • F • 6-11 • 227
Coeur d'Alene, Idaho



2 • Elijah Saunders
Jr. • F • 6-8 • 240
Phoenix, Ariz.



4 • Andrew Rohde
Jr. • G • 6-6 • 200
Milwaukee, Wis.



5 • Jacob Cofie
Fr. • F • 6-10 • 232
Seattle, Wash.




7 • Dai Dai Ames
So. • G • 6-1 • 190
Chicago, Ill.



8 • Bryce Walker
Sr. • G • 6-2 • 205
Beltsville, Md.



9 • Ishan Sharma
Fr. • G • 6-5 • 192
Milton, Ont.



10 • Taine Murray
Sr. • G • 6-5 • 208
Auckland, N.Z.




11 • Isaac McKneely
Jr. • G • 6-4 • 195
Poca, W.Va.



12 • Elijah Gertrude
So. • G • 6-4 • 179
Jersey City, N.J.



13 • Desmond Roberts
R-Fr. • G • 6-4 • 207
Charlottesville, Va.



21 • Anthony Robinson
R-Fr. • F/C • 6-10 • 250
Peachtree City, Ga.



23 • TJ Power
So. • F • 6-9 • 221
Shrewsbury, Mass.



30 • Christian Bliss
R-Fr. • G • 6-4 • 198
Queens, N.Y.



35 • Carter Lang
So. • F • 6-9 • 238
Charlottesville, Va.



Ron Sanchez
Interim Head Coach
11th Season