VIRGINIA™

VIRGINIA ATHLETICS MEDIA RELATIONS
295 Massie Road, Room 154
Charlottesville, VA 22904
Men's Basketball Contact: Erich Bacher
O: (434) 982-5530 **C:** (720) 318-5538
E-mail: bacher@virginia.edu
Web: VirginiaSports.com
Twitter: @UVAMensHoops, @ErichJBacher

25 NCAA TOURNAMENT APPEARANCES · 2019 NCAA CHAMPIONS · 3 NCAA FINAL FOURS · 11 ALL-AMERICANS · 27 ALL-ACC FIRST TEAM SELECTIONS

GAME INFORMATION

Date/Time: Tuesday, March 4, 2025 / 9 p.m.
Site: Charlottesville, Va./John Paul Jones Arena (14,623)
TV: ACC Network; **Online:** ESPN.com/watch & ESPN+
Anish Shroff (pxp), Randolph Childress (analyst)
Virginia Sports Radio Network:
John Freeman (pxp), Jimmy Miller (analyst)
Satellite Radio: SiriusXM (162 or 193),
SXM App (https://sxm.app.link/SXM955)
Live Stats: VirginiaSports.com
Twitter: @UVAMensHoops
Virginia vs. Florida State: 29-28
Charlottesville: 17-10 (7-5 John Paul Jones Arena)
Tallahassee: 10-17 (10-17 Tucker Center)
Neutral: 2-1
First: Jan. 4, 1992 (W, 77-68 OT in Tallahassee)
Last: Feb. 10, 2024 (W, 80-76 in Tallahassee)
Winning Streak: Virginia, 3 games

2024-25 SCHEDULE/RESULTS — **14-15, 7-11 ACC**

Date	Opponent	TV	Time/Result
Nov. 6	**Campbell**	**ACCNX**	**W, 65-56**
Nov. 11	**Coppin State**	**ACCNX**	**W, 62-45**
Nov. 15	vs. Villanova #	TNT	W, 70-60
Nov. 21	vs. Tennessee (11) $	CBSS	L, 64-42
Nov. 22	vs. St. John's (22) $	CBSS	L, 80-55
Nov. 26	**Manhattan**	**ACCN**	**W, 74-65**
Nov. 29	**Holy Cross**	**ACCNX**	**W, 67-41**
Dec. 4	at Florida (13) %	ESPN2	L, 87-69
Dec. 7	at SMU *	The CW	L, 63-51
Dec. 12	**Bethune-Cookman**	**ACCN**	**W, 59-41**
Dec. 18	**Memphis (21)**	**ESPN2**	**L, 64-62**
Dec. 22	**American**	**ACCN**	**W, 63-58**
Dec. 31	**NC State ***	**ESPN2**	**W, 70-67**
Jan. 4	**Louisville ***	**ACCN**	**L, 70-50**
Jan. 8	at California *	ESPN2	L, 75-61
Jan. 11	at Stanford *	ESPNU	L, 88-65
Jan. 15	**SMU ***	**ACCN**	**L, 54-52**
Jan. 18	at Louisville *	ESPN2	L, 81-67
Jan. 21	**Boston College ***	**ACCN**	**W, 74-56**
Jan. 25	**Notre Dame ***	**ESPN2**	**L, 74-59**
Jan. 29	at Miami *	ESPNU	W, 82-71
Feb. 1	**Virginia Tech ***	**ACCN**	**L, 75-74**
Feb. 3	at Pittsburgh *	ESPN	W, 73-57
Feb. 8	**Georgia Tech ***	**The CW**	**W, 75-61**
Feb. 15	at Virginia Tech *	The CW	W, 73-70
Feb. 17	**Duke (3) ***	**ESPN**	**L, 80-62**
Feb. 22	at North Carolina *	ESPN2	L, 81-66
Feb. 26	at Wake Forest *	ESPNU	W, 83-75
Mar. 1	**Clemson (13) ***	**ESPN2**	**L, 71-58**
Mar. 4	**Florida State ***	**ACCN**	**9 p.m.**
Mar. 8	at Syracuse *	ACCN	8 p.m.
Mar. 11-15	ACC Tournament **		Charlotte, N.C.

Home games in Bold
All times Eastern
- Hall of Fame Series, Baltimore, Md.
$ - Baha Mar Hoops Championship, Nassau, Bahamas
% - SEC/ACC Challenge
* - ACC Game

PRONUNCIATION GUIDE

Dai Dai Ames	Day Day
Jacob Cofie	Co-FEE
Andrew Rohde	Roadie
Ishan Sharma	E-Shon

VIRGINIA CAVALIERS (14-15, 7-11 ACC)

Interim Head Coach: Ron Sanchez (SUNY Oneonta, 1992)
Virginia: 14-15 (1st season), Career: 86-93 (6th season)

VS.

FLORIDA STATE (16-13, 7-11 ACC)

Head Coach: Leonard Hamilton (Tennessee-Martin, 1971)
Florida State: 437-293 (23rd season), Career: 637-503 (37th season)

FOR OPENERS

· Virginia (14-15) and Florida State (16-13) are tied for 10th in the ACC at 7-11.
· Dai Dai Ames has averaged 15 points during his eight-game double-figure streak.
· UVA ranks 25th nationally in assist/turnover ratio at 1.52 and 26th in 3-point percentage (37.7%).
· UVA has allowed 44.5 points in the paint over the past four games (1-3).

ALL-TIME VS. FLORIDA STATE

· Virginia is 29-28 all-time vs. Florida State, including a 17-10 mark in Charlottesville, in a series that dates to 1991-92.
· UVA has a three-game win streak in the series, including a 62-57 win in the last meeting at John Paul Jones Arena on Dec. 3, 2022.
· UVA has limited Florida State to fewer than 70 points in 22 of the last 24 meetings.
· UVA has outscored Florida State 3,780-3,777 in the 57 games in the series with an average score of 66.31-66.26.

LAST TIME VS. THE SEMINOLES

· Isaac McKneely scored a career-high 29 points and Reece Beekman tied a career best with 21 as Virginia defeated Florida State 80-76 in Tallahassee on Feb. 10, 2024.
· McKneely was 8 for 12 from the floor, including 5 for 7 from behind the arc, and Beekman added a game-high five assists to go with his 21 points.
. Jake Groves came off the bench to contribute 10 points.
· UVA shot 50 percent from the field, including 55.6 percent (10 of 18) from 3-point range.
· Jamir Watkins led FSU with 21 points.

LAST TIME OUT

· Ian Schieffelin tallied 21 points and 13 rebounds to lead No. 13 Clemson to a 71-58 win at Virginia on March 1.
· Clemson (24-5, 16-2 ACC) trailed Virginia 32-27 at the half, but used a 20-2 run to gain the win.
· Clemson scored 48 points in the paint and shot 1 of 10 from 3-point range.
· Isaac McKneely scored a team-high 16 points for the Cavaliers, while Andrew Rohde and Dai Dai Ames each chipped in 12.
· The Tigers outrebounded the Cavaliers 38-28.

THERE'S NO PLACE LIKE HOME

· Virginia is 255-63 (.802), including a 9-7 mark in 2024-25, in 19 seasons at John Paul Jones Arena.
· UVA is 39-10 in its last 49 home contests.
· UVA is 104-11 in non-league action at JPJ since 2009-10.
· UVA has won 10+ home games for 15 straight seasons.

REPLACING A LEGEND

· Ron Sanchez was named Dean and Markel Families Men's Interim Head Basketball Coach on Oct. 18 after three-time National Coach of the Year Tony Bennett retired.
· Sanchez, who spent 10 seasons on Bennett's staff at UVA in two different stints (2009-19 & 2023-24), posted a 72-78 record as head coach at Charlotte from 2018-23.
· Bennett, who is UVA's all-time winningest men's basketball coach, posted a 364-136 mark in 15 seasons at UVA and 433-169 career mark in 18 seasons overall.
· The three-time National (2007, 2015 and 2018) and four-time ACC Coach of the Year (2014, 2015, 2018 and 2019) guided UVA to its 10 NCAA tournaments and a pair of NIT berths.
· Bennett led UVA to six ACC regular-season titles (2014, 2015, 2018, 2019, 2021, 2023), two ACC Tournament titles (2014 and 2018) and one NCAA national championship (2019).

HOO ARE THESE CAVALIERS?

· Virginia returns two starters (Isaac McKneely and Andrew Rohde) along with Blake Buchanan and Taine Murray from last season's team that finished third in the ACC (13-7) and advanced to the NCAA First Four.
· In 2023-24, McKneely started 33 games and averaged 12.3 points and shot 44.5 percent from 3-point range, while Rohde started 27 games and averaged 4.3 points and 2.7 assists.
· Buchanan averaged 3.4 points and 3.1 rebounds in 15 minutes per game, while Murray netted 3.3 points per game.
· McKneely leads the team in scoring (14.4 ppg), 3-pointers (92) and 3-point percentage (42.3%).
· Saunders ranks second on the team in scoring (10.5 ppg) and rebounding (5.2 rpg).
· Andrew Rohde (9.4 ppg, 4.4 apg) leads the team in assists and ranks third in scoring.
· Jacob Cofie (7.1 ppg, 4.7 rpg) leads the team in steals (31) and ranks second in blocks (23) and third in rebounding.
· Dai Dai Ames (8.5 ppg, 39.7% 3FGs) scored a career-high 27 points at Pitt and is shooting 58.3 percent during his seven-game double-figure streak.
· Blake Buchanan (5.4 ppg, 5.3 rpg) has recorded 10 or more rebounds in three contests.
· Taine Murray (4.4 ppg, 41.5% 3FG), Ishan Sharma (3.4 ppg, 32.9% 3FG), Anthony Robinson (3.5 ppg, 2.3 rpg) and TJ Power (1.4 ppg, 1.1 rpg) round out the rotation.
· The Cavaliers have made six or more 3-pointers in 27 games, including a season-high 14 against Villanova and 10 or more in nine games (7-2).
· UVA is 10-1 when outrebounding its opponent.
· UVA is shooting 44.9 percent from the field, 37.7 percent from 3-point range (26th nationally) and 75.2 percent from the free throw line (42.8% FG, 35.8% 3FG, 63.7% FT last season).

VIRGINIA'S STARTING LINEUP VS. NO. 13 CLEMSON (3/1/25)

Pos.	No.	Player (Hometown)	Yr.	Ht.	Wt.	PPG	RPG	NOTES
G	10	Taine Murray (Auckland, N.Z.)	Sr.	6-5	208	4.4	1.6	Career high 20 PTS at Miami; 41.5% 3FG, 10+ PTS/4 GMS
G	11	Isaac McKneely (Poca, W.Va.)	Jr.	6-4	195	14.4	3.0(a)	42.3% career 3FG, 7 20-point GMS (13 career); 26 PTS at Miami
G	4	Andrew Rohde (Milwaukee, Wis.)	Jr.	6-6	200	9.4	4.4(a)	10+ PTS/13 GMS, 92 AST/20 TO last 17 GMS, St. Thomas transfer
F	2	Elijah Saunders (Phoenix, Ariz.)	Jr.	6-8	240	10.5	5.2	10+ PTS in 12 GMS, 37% 3FG (30 of 81), SDSU transfer
F	0	Blake Buchanan (Coeur d'Alene, Idaho)	So.	6-11	227	5.4	5.3	16 PTS/9 REB at UM, 11 PTS/15 REB vs. SMU, 10+ REBS/3 GMS
OFF THE BENCH								
G	7	Dai Dai Ames (Chicago, Ill.)	So.	6-1	190	8.5	2.0(a)	23 starts, 27 PTS vs. Pitt, 10+ PTS in 12 GMS; KSU transfer
F	5	Jacob Cofie (Seattle, Wash.)	Fr.	6-10	232	7.1	4.7	10+ PTS/9 GMS, 2 double-doubles, 17 PTS vs. ND, 12 PTS at WF
G	9	Ishan Sharma (Milton, Ont.)	Fr.	6-5	192	3.4	1.4	12 PTS (4 of 7 3FGs) vs. BC, 10 PTS vs. SMU; 2+ 3's in 8 GMS
F/C	21	Anthony Robinson (Peachtree City, Ga.)	R-Fr.	6-10	250	3.5	2.3	15 PTS, 7 REB, 2 BLK at VT; Missed WF game with foot injury
F	23	TJ Power (Shrewsbury, Mass.)	So.	6-9	221	1.4	1.1	5 PTS vs. Villanova, 4 PTS at Stanford, Duke transfer

VIRGINIA INTERIM HEAD COACH RON SANCHEZ

· Ron Sanchez is in his 11th year with the Virginia men's basketball program and first as Dean and Markel Families Men's Interim Head Basketball Coach.
· Sanchez served nine seasons on Bennett's staff from 2009-18, the last three as associate head coach. During his time on Grounds, the Cavaliers won 212 games, three ACC regular-season titles and two ACC Tournament titles while making six appearances in the NCAA Tournament and one NIT appearance.
· The Cavaliers earned three No. 1 seeds in the NCAA Tournament and won 29 or more games four times. UVA won 31 games and reached No. 1 in the AP rankings for the first time since 1982-83 during Sanchez' last season at UVA in 2017-18.
· He returned to UVA as associate head coach in 2023-24 as the Cavaliers posted a 23-11 record and 13-7 mark in the ACC.
· Sanchez served as head coach at Charlotte from 2018-23, posting a 72-78 record over five seasons.
· Under Sanchez' leadership at Charlotte, the 49ers won 16 or more games in three seasons, including a 22-14 record in 2022-23. His last season at Charlotte was highlighted by the 49ers' first-ever postseason tournament title when they won four games in five days in Daytona Beach, Fla., at the 2023 Discount Tire College Basketball Invitational.
· Sanchez also served as an assistant coach on Tony Bennett's staff for three seasons at Washington State from 2006-09, helping the Cougars to a pair of NCAA Tournament appearances and one NIT berth. Washington State reached the second round of the NCAA Tournament in 2007 and Sweet 16 in 2008. The Cougars tied the school record with 26 wins in 2006-07 and 2007-08.

THE VIRGINIA WAY

· The Virginia Way is built on Tony Bennett's five pillars of humility, passion, unity, servanthood and thankfulness.
· The Virginia Way is playing defense, taking quality shots, sharing and taking care of the basketball, stopping transition, rebounding and playing more defense.
· UVA has finished in the top six nationally in scoring defense in each of the past 13 seasons and led the nation in the category six times.

OUR DEFENSE NEVER RESTS

· UVA ranks 39th nationally in scoring defense (66.6 ppg)
· The Cavaliers have limited 14 of their opponents to 65 or fewer points and outrebounded 11 foes (10-1).
· UVA has forced nine shot clock violations.
· In 2023-24, UVA ranked third nationally in scoring defense (59.7 ppg), seventh in fouls per game (13.5), 19th in field goal percentage defense (40.6), 20th in blocks per game (5.0) and 25th in 3-point field goal percentage defense (30.5).
· The Cavaliers ranked sixth nationally in scoring defense from 2021-23.

ABOUT THE 2024-25 SCHEDULE

· Six of Virginia's 15 losses have come against ranked foes (Tennessee, St. John's, Florida, Memphis, Duke, Clemson).
· UVA has suffered six conference losses at home and five conference losses on the road.

RELY ON ELI

· Junior transfer Elijah Saunders, who missed three games due to injury, has led UVA in scoring in eight contests, including 19 points at then-No. 13 Florida.
· Saunders recorded his first career double-double with 11 points and career-best 10 rebounds at Cal.
· He tallied his second double-double with 19 points and 10 rebounds at Louisville.
· Saunders netted a career-high 22 points against NC State and 21 versus American.
· Saunders, who is shooting 37 percent from 3-point range and 84.3 percent from the free throw line, has reached double figures in scoring in 12 games.

CALL HIM MCTHREELY

· Junior Isaac McKneely ranks second on UVA's all-time 3-point percentage list at 42.3 percent.
· McKneely ranks fifth all-time at UVA with 224 3-pointers.
· McKneely's 6 of 6 effort from 3-point range vs. Villanova marked a Cavalier single-game record for most made 3's without a miss.
· McKneely's 12 3-pointers in back-to-back games against Syracuse and NCCU last season were the most at UVA in a two-game span since Kyle Guy made 13 in 2019.
· McKneely has made six or more 3-pointers in seven games and two or more 3-pointers in 61 games (22 this season).
· McKneely's recent 33-game 3-pointer streak dating back to 2023-24 ranks second all-time at UVA behind Curtis Staples' 50-game streak from 1995-96.

NATIONAL DEFENSIVE POINTS PER GAME SINCE 2009-10

Year	School	Pts/Gm	Rank
2009-10	Virginia	63.6	54th
2010-11	Virginia	62.4	36th
2011-12	Virginia	54.2	2nd
2012-13	Virginia	55.6	5th
2013-14	Virginia	55.7	1st
2014-15	Virginia	51.5	1st
2015-16	Virginia	60.1	2nd
2016-17	Virginia	56.4	1st
2017-18	Virginia	54.0	1st
2018-19	Virginia	56.1	1st
2019-20	Virginia	52.4	1st
2020-21	Virginia	60.5	6th
2021-22	Virginia	60.1	6th
2022-23	Virginia	60.5	6th
2023-24	Virginia	59.7	3rd
2024-25	Virginia	66.6	39th

· McKneely ranks first in the ACC in 3-point percentage (42.4%) second in 3-pointers made per game (3.2), ninth in minutes per game (34.4 mpg) and 10th in assist/turnover ratio (2.1).
· His 92 3-pointers rank sixth on UVA single-season list.
· McKneely (1,044 career points) ranks 48nd on UVA's all-time scoring list.

MOST IMPROVED HOO

· Junior Andrew Rohde has been UVA's most improved player.
· Rohde, who transferred to UVA from St. Thomas (Minn.), is averaging 9.4 points and 4.4 assists this season after averaing 4.3 points and 2.7 assists last season.
· Rohde has improved his accuracy in 2024-25, shooting shooting 44.4 percent from the field and 41.3 percent from distance (29.3% FG, and 25.7% 3FG last season).
· He has reached double figures in scoring in 13 games, including a pair of 16-point efforts (Louisville, Boston College).
· Rohde ranks sixth in the ACC in assist-to-turnover ratio (2.4) and seventh in assists (4.4 apg).
· Rohde leads the ACC with a 3.8 assist-to-turnover ratio in ACC games only (91 assists/24 turnovers) and fifth in assists (5.4 apg).
· Rohde's recent assist streak without a turnover ended at 34.
· Rohde is the first UVA player with 25 consecutive assists without a turnover since at least 1998-99.

SEATTLE'S BEST COFIE

· Seattle, Wash., native Jacob Cofie has made an impact.
· Cofie, who has started 16 games, has two double-doubles and leads the team in steals (31), and ranks second in blocks (23), third in rebounding (4.7 rpg) and fifth in scoring (7.1 ppg).
· He is the first UVA freshman to reach double figures in scoring in his first three games since Sylven Landesberg in 2008-09.
· Cofie's 16 points (7 of 8 FGs) in his collegiate debut were the most in a UVA debut since transfer Jayden Gardner had 18 vs. Navy in 2021-22.
· Cofie's 11-point, 11-rebound double-double against Coppin State was the first by a UVA freshman since redshirt De'Andre Hunter had 14 points and 10 boards vs. Pitt on Feb. 24, 2018.
· Cofie tallied 12 points and 10 rebounds against Bethune-Cookman for his second double-double.
· He has reached double figures in scoring in nine games, including a season-high 17 points vs. Notre Dame at 12 points at Wake Forest.

SUPER 70s AND AWESOME 80s

· Virginia is 177-12 all-time when scoring 70 or more points since 2009-10 (9-1 in 2024-25).
· UVA was 11-0 when scoring 70 or more points in 2023-24.
· Virginia is 48-1 all-time when scoring 80 or more points (2-0 in 2024-25) since 2009-10 with their lone loss a 93-81 setback at North Carolina in 2012-13.

HOLDING FOES UNDER 50

· UVA is 118-2, including a 3-0 mark in 2024-25, when limiting foes to fewer than 50 points since 2009-10.
· The Cavaliers are 29-0 when holding foes to fewer than 40 since 2009-10.

LOOK AWAY

· Virginia is 5-8 away from home and 4-6 in true road contests.
· The Cavaliers are averaging 65.9 points and allowing 73.2 points in 13 games away from Charlottesville.
· UVA has allowed 80 or points in five away games (St. John's, Florida, Stanford, Louisville, North Carolina) and 70 or more in nine games.

INTERIM HEAD COACH RON SANCHEZ

EDUCATION
College: SUNY Oneonta, 1997

COACHING EXPERIENCE

1998-99	SUNY Oneonta	Assistant Coach
1999-00	SUNY Delhi	Associate Head Coach
2000-01	SUNY Delhi	Associate Head Coach
2001-02	Indiana	Volunteer Assistant Coach
2002-03	Indiana	Volunteer Assistant Coach
2003-04	Washington State	Director of Basketball Operations
2004-05	Washington State	Director of Basketball Operations
2005-06	Washington State	Director of Basketball Operations
2006-07	Washington State	Assistant Coach
2007-08	Washington State	Assistant Coach
2008-09	Washington State	Assistant Coach
2009-10	Virginia	Assistant Coach
2010-11	Virginia	Assistant Coach
2011-12	Virginia	Assistant Coach
2012-13	Virginia	Assistant Coach
2013-14	Virginia	Assistant Coach
2014-15	Virginia	Assistant Coach
2015-16	Virginia	Associate Head Coach
2016-17	Virginia	Associate Head Coach
2017-18	Virginia	Associate Head Coach
2018-19	Charlotte	Head Coach
2019-20	Charlotte	Head Coach
2020-21	Charlotte	Head Coach
2021-22	Charlotte	Head Coach
2022-23	Charlotte	Head Coach
2023-24	Virginia	Associate Head Coach
2024-25	Virginia	Interim Head Coach

SANCHEZ HEAD COACHING RECORD

Year	School	Record (Conf)	Postseason
2018-19	Charlotte	8-21 (5-13)	
2019-20	Charlotte	16-13 (10-8)	
2020-21	Charlotte	9-16 (5-11)	
2021-22	Charlotte	17-14 (10-8)	
2022-23	Charlotte	22-14 (9-11)	CBI Champions
2024-25	Virginia	14-15 (7-11)	
Total	**6 seasons**	**86-93 (46-53)**	**4-0**
Charlotte	**5 seasons**	**72-78 (39-42)**	**4-0**
Virginia	**1 season**	**14-15 (7-11)**	

SANCHEZ VS. 2024-25 OPPONENTS

Opponent	Career	Virginia
Coppin State	2-0	1-0
Campbell	1-0	1-0
Villanova	1-0	1-0
Tennessee	0-1	0-1
Baylor	0-0	0-0
St. John's	0-1	0-1
Manhattan	1-0	1-0
Holy Cross	1-0	1-0
Florida	0-1	0-1
SMU	0-2	0-2
Bethune-Cookman	1-0	1-0
Memphis	0-1	0-1
American	1-0	1-0
NC State	1-0	1-0
Louisville	0-2	0-2
Cal	0-1	0-1
Stanford	0-1	0-1
Notre Dame	0-1	0-1
Boston College	1-0	1-0
Miami	1-0	1-0
Virginia Tech	1-1	1-1
Pitt	1-0	1-0
Georgia Tech	1-0	1-0
Duke	0-1	0-1
North Carolina	0-1	0-1
Wake Forest	2-2	1-0
Clemson	0-1	0-1
Florida State	0-0	0-0

UVA VS. RANKED OPPONENTS

· UVA is 53-53 against ranked foes since 2009-10.
· UVA is 0-6 against ranked foes in 2024-25, losing by 13 or more points in five of the six contests.
· UVA was 1-3 vs. ranked opponents in 2023-24, defeating then-No. 14 Texas A&M 59-47.
· UVA's 11 ranked wins in 2018-19 marked a school record.
· UVA is 164-344 vs. ranked opponents since 1953-54.
· UVA is 1-31 all-time vs. No. 1-ranked opponents (86-73 win vs. No. 1 North Carolina on Jan. 30, 1986).

CAVALIERS IN THE NBA

· Reece Beekman (Brooklyn), Malcolm Brogdon (Washington), Ryan Dunn (Phoenix), Anthony Gill (Washington), Sam Hauser (Boston), Jay Huff (Memphis), De'Andre Hunter (Cleveland), Ty Jerome (Cleveland) and Trey Murphy III (New Orleans) are former Cavaliers who are currently playing in the NBA.
· In addition, Indiana head coach Rick Carlisle is a Virginia alum who led Dallas to an NBA title and helped the Cavaliers to an NCAA Final Four in 1984.

RETURN OF THE MOP

· Former UVA All-American Kyle Guy has returned to UVA as an Athlete Development Mentor/Special Assistant. Guy was the Most Outstanding Player at the 2019 NCAA Final Four as UVA captured its first national championship. Guy played professionally for five seasons from 2019-24. He was selected by the New York Knicks with the 55th pick in the second round of the 2019 NBA Draft and played three seasons in the NBA including two years with Sacramento (2019-21) and one with Miami (2021-22). Guy spent the last two seasons in Spain (Jovenut and Tenerife) and Greece (Panathinaikos).

OTHER SEASON STORYLINES

· For the first time since 2013-14, UVA's lineup does not include an All-ACC lead guard:
2014: Malcolm Brogdon - All-ACC First Team
2015: Brogdon - All-ACC First Team
2016: Brogdon - All-ACC First Team
2017: London Perrantes - All-ACC Second Team
2018: Ty Jerome - All-ACC Third Team
2019: Jerome - All-ACC Second Team
2020: Kihei Clark - All-ACC Third Team
2021: Clark - All-ACC Honorable Mention
2022: Clark/Reece Beekman - All-ACC Honorable Mention
2023: Clark/Reece Beekman - All-ACC Third Team
2024: Beekman - All-ACC Second Team
· Promising sophomore Elijah Gertrude will miss the 2024-25 after suffering an offseason knee injury.
· Starting point guard Jalen Warley transferred out of the program on Oct. 29 after coming to UVA from Florida State after the 2023-24 season.
· Tony Bennett's son, Eli, is a practice player on the team and junior at UVA. Bennett made his UVA debut against Bethune-Cookman and recorded a steal in 30 seconds of action.
· Eli Bennett was also a practice player at Charlotte for Ron Sanchez and played three game as a freshman in 2021-22.
· In addition to Eli Bennett, practice player Markus Rouse made his collegiate debut against Boston College.

VIRGINIA PICKED FIFTH IN THE ACC

· Virginia was fifth in the 2024-25 ACC Tipoff Preseason Poll.
· Duke is the preseason favorite, followed by North Carolina, Wake Forest, Clemson and Virginia in the top five.
· Preseason voters selected Miami sixth, followed by NC State, Pittsburgh, Louisville and Notre Dame. Syracuse was picked 11th. Georgia Tech, SMU, Virginia Tech, Florida State, California, Stanford and Boston College rounded out the voting.
· The Cavaliers have finished at or higher than their predicted finish in 14 of the last 16 seasons.

2023-24 SEASON HIGHLIGHTS

· Virginia earned its 26th NCAA Tournament berth and 12th consecutive postseason berth in 2023-24.
· UVA won 23 or more games for the 10th time under former head coach Tony Bennett and 13 or more ACC games for the ninth time under Bennett.

ON THE HORIZON

· Virginia closes out the regular season at Syracuse on Saturday, March 8. Tipoff at JMA Wireless Dome is set for 8 p.m. on the ACC Network.

STARTING LINEUPS

Opponent	1	2	3	4	5
Campbell	Rohde	McKneely	Power	Saunders	Buchanan
Coppin St.	Ames	McKneely	Power	Saunders	Buchanan
Villanova	Ames	McKneely	Power	Saunders	Buchanan
Tennessee	Ames	McKneely	Power	Saunders	Buchanan
St. John's	Ames	McKneely	Power	Saunders	Buchanan
Manhattan	Ames	McKneely	Rohde	Saunders	Buchanan
Holy Cross	Ames	McKneely	Rohde	Saunders	Buchanan
@Florida	Ames	McKneely	Rohde	Saunders	Buchanan
@SMU	Ames	McKneely	Rohde	Saunders	Buchanan
Bethune	Murray	McKneely	Rohde	Saunders	Buchanan
Memphis	Ames	McKneely	Rohde	Saunders	Cofie
American	Ames	McKneely	Rohde	Saunders	Cofie
NC State	Ames	McKneely	Rohde	Saunders	Cofie
Louisville	Murray	McKneely	Rohde	Saunders	Cofie
California	Murray	McKneely	Rohde	Saunders	Cofie
Stanford	Sharma	McKneely	Rohde	Saunders	Cofie
SMU	Ames	McKneely	Rohde	Saunders	Cofie
Louisville	Ames	McKneely	Rohde	Saunders	Cofie
BC	Ames	McKneely	Rohde	Saunders	Cofie
ND	Ames	McKneely	Rohde	Saunders	Cofie
Miami	Ames	McKneely	Murray	Buchanan	Cofie
VT	Ames	McKneely	Murray	Buchanan	Cofie
Pitt	Ames	McKneely	Rohde	Buchanan	Cofie
GT	Ames	McKneely	Rohde	Buchanan	Cofie
VT	Ames	McKneely	Rohde	Buchanan	Cofie
Duke	Ames	McKneely	Rohde	Buchanan	Cofie
UNC	Ames	McKneely	Rohde	Saunders	Buchanan
WF	Ames	McKneely	Rohde	Saunders	Buchanan
Clemson	Murray	McKneely	Rohde	Saunders	Buchanan

SERIES VS. FSU

Overall: 29-28 · H: 17-10 · R: 10-17 · N: 2-1

Last 10 vs. the Seminoles

Date	W/L	Score	H/A/N
2-7-18	W	59-55	A
1-5-19	W	65-52	H
3-15-19 ACC	L	59-69	N2
1-15-20	L	50-54	A
1-28-20	W	61-56	H
2-15-21	L	60-81	A
2-26-22	L	63-64	H
12-3-22	W	62-57	H
1-14-23	W	67-58	A
2-10-24	W	80-76	A

N2-Charlotte, N.C.

RECORDS WATCH

Career 3-point Percentage

No.	Name	3-Point Percentage	
1.	Kyle Guy (2017-19)	254-597	.425
2.	Isaac McKneely (2023-)	224-529	.423
3.	Keith Friel (2000-01)	107-254	.421

Career 3-pointers

No.	Name	3-Pointers
1.	Curtis Staples (1995-98)	413
2.	Joe Harris (2011-14)	263
3.	Kyle Guy (2017-19)	254
4.	Harold Deane (1994-97)	237
5.	Isaac McKneely (2023-)	224

Season 3-pointers

No.	Name	3-Pointers
1.	Curtis Staples (1997-98)	130
2.	Kyle Guy (2018-19)	120
3.	Curtis Staples (1994-95)	103
4.	Curtis Staples (1996-97)	98
5.	Todd Billet (2002-03)	94
6.	Isaac McKneely (2024-25)	92

UVA SINCE 2009-10:

	All	2024-25
Leading at the half	301-35	12-2
Trailing at the half	68-109	2-13
Tied at the half	10-6	0-0
Playing Overtime	14-11	0-0
Shooting 50% or better	147-12	8-0
Shooting between 40-49.9%	186-56	6-8
Shooting less than 40%	45-83	0-7
Opponents shoot 50% or better	29-43	2-5
Opponents shoot less than 50%	348-108	11-10
UVA outrebounds its opponent	258-40	10-1
Opponent outrebounds UVA	110-106	4-14
Teams are tied in rebounds	10-5	0-0
UVA has 10 or more steals	37-5	2-0
UVA shoots 70% FT or better	229-81	10-11
UVA shoots less than 70% FT	149-71	4-5
Scoring fewer than 50 points	11-28	0-1
Scoring 50-59 points	53-55	1-6
Scoring 60-69 points	137-55	4-7
Scoring 70-79 points	129-11	7-1
Scoring 80-89 points	44-1	2-0
Scoring more than 90 points	4-0	0-0
Allowing fewer than 50 points	118-2	3-0
Allowing fewer than 40 points	29-0	0-0
Playing in John Paul Jones Arena	217-47	9-7
Playing on the road	100-74	4-6
Playing on a neutral court	61-30	1-2
Game decided by 1-4 points	60-53	2-3
Game decided by 5-10 points	97-37	5-0
Game decided by 11+ points	221-61	7-12
Playing at night	263-101	10-8
Playing in the afternoon	115-50	4-7
Playing on Monday	37-18	2-1
Playing on Tuesday	61-17	3-0
Playing on Wednesday	68-21	3-4
Playing on Thursday	25-12	1-1
Playing on Friday	40-13	2-1
Playing on Saturday	108-60	3-8
Playing on Sunday	38-10	1-0
Playing in November	89-18	5-2
Playing in December	65-22	3-3
Playing in January	91-37	2-6
Playing in February	78-44	4-4
Playing in March	53-30	0-1
Playing in April	2-0	0-0

CAVALIERS IN THE PROS

Justin Anderson (2013-15), Barcelona Lassa (Spain)
Darion Atkins (2012-15), Sigortam.net (Turkey)
Reece Beekman (2021-24), Brooklyn (NBA)
Malcolm Brogdon (2012-16), Washington (NBA)
Kihei Clark (2019-23), Kumamoto Volters (Japan)
Mamadi Diakite (2016-20), Valley Suns (G League)
Ryan Dunn (2023-24), Phoenix (NBA)
Armaan Franklin (2022-23), College Park (G League)
Jayden Gardner (2022-23), Rasta Vechta (Germany)
Anthony Gill (2014-16), Washington (NBA)
Jake Groves (2024), B.Braun Sheffield (England)
Devon Hall (2015-18), Fenerbahce Beko Istanbul (Turkey)
Sam Hauser (2021), Boston (NBA)
Jay Huff (2018-21), Memphis (NBA)
De'Andre Hunter (2017-19), Cleveland (NBA)
Ty Jerome (2017-19), Cleveland (NBA)
Nigel Johnson (2018), Abejas de Leon (Mexico)
Braxton Key (2019-20), San Diego Clippers (G League)
Jerome Meyinsse (2007-10), Mets de Guaynabo (P. Rico)
Laurynas Mikalauskas (2006-08), NA Klaipeda (Lithuania)
Jordan Minor (2024), Long Island Nets (G League)
Akil Mitchell (2011-14), Qingdao (China)
Trey Murphy III (2021), New Orleans (NBA)
London Perrantes (2014-17), Kolossos HH (Greece)
Mike Scott (2008-12), Gigantes de Carolina (Puerto Rico)
Kody Stattmann (2019-22), Cairns Taipans (Australia)
Mike Tobey (2013-16), Draemland Gran Canaria (Spain)
Ben Vander Plas (2023), Jamtland (Sweden)
Tomas Woldetensae (2020-21), Napoli (Italy)

GAME 1 - VIRGINIA 65, CAMPBELL 56

Official Basketball Box Score - Final
Campbell at Virginia
11/06/24 John Paul Jones Arena, Charlottesville
Virginia vs Campbell Men's Basketball

Game Time: 7:00 PM
Game Duration: 2:00
Attendance: 13,414

Officials: Roger Ayers, Gregory Nixon, Adam Flore

Campbell - 56 **Record: 1-1**

NO.	Name		Min	FG M-A	3P M-A	FT M-A	Rebounds OR	DR	TOT	Fouls PF	FD	TP	AS	TO	ST	Blocks BS	BA	+/-
14	Caleb Zurliene	F	21:22	3-3	2-2	0-0	0	1	1	3	0	8	0	0	0	0	0	-7
23	Eric Van Der Heijden	F	17:45	2-7	1-3	0-0	2	3	5	2	1	5	2	2	0	1	0	-8
7	Cam Gregory	G	30:44	3-7	2-5	0-0	0	1	1	4	0	8	4	2	0	0	0	-4
13	Jasin Sinani	G	34:33	2-10	1-4	1-2	0	7	7	2	5	6	3	2	3	0	3	-4
21	Nolan Dorsey	G	29:22	3-6	2-5	0-0	0	4	4	2	4	8	1	1	2	0	0	-1
2	Colby Duggan		24:31	3-12	1-7	2-2	1	1	2	1	2	9	1	0	0	0	2	-3
6	Bragi Gudmundsson		11:10	2-2	1-1	0-0	2	0	2	2	2	5	0	0	1	0	0	-5
15	Terren Frank		15:50	2-5	1-1	0-0	2	0	2	1	0	5	3	0	1	0	0	-3
11	Omar Harris		09:17	1-3	0-1	0-0	0	1	1	0	0	2	0	0	0	0	0	-3
1	Tasos Cook		05:26	0-1	0-0	0-0	0	0	0	0	0	0	0	0	0	0	1	-7
Team							0	0	0			0		2				
Totals				21-56	11-29	3-4	7	18	25	17	14	56	14	9	7	1	6	-9

Technical Fouls::NONE

Shooting By Period		
1st FG%	10-25	40.0%
3PT%	6-13	46.2%
FT%	0-0	0%
2nd FG%	11-31	35.5%
3PT%	5-16	31.3%
FT%	3-4	75%
GM FG%	21-56	37.5%
3PT%	11-29	37.9%
FT%	3-4	75.0%

Dead Ball Rebounds: 1, 0

Virginia - 65 **Record: 1-0**

NO.	Name		Min	FG M-A	3P M-A	FT M-A	Rebounds OR	DR	TOT	Fouls PF	FD	TP	AS	TO	ST	Blocks BS	BA	+/-
0	Blake Buchanan	F	28:48	3-6	0-0	4-9	1	6	7	2	6	10	5	1	0	3	1	8
2	Elijah Saunders	F	17:58	5-8	0-1	1-1	2	3	5	5	1	11	0	4	0	0	0	2
23	TJ Power	F	19:14	1-3	1-2	0-0	0	3	3	1	0	3	1	0	1	0	0	-7
4	Andrew Rohde	G	32:41	0-2	0-2	1-2	0	3	3	2	2	1	5	4	0	1	0	5
11	Isaac McKneely	G	35:19	4-6	1-3	2-2	0	2	2	2	3	11	2	1	1	0	0	13
5	Jacob Cofie		28:37	7-8	2-3	0-0	1	5	6	1	1	16	1	0	1	1	0	11
7	Dai Dai Ames		10:07	0-1	0-0	2-2	0	2	2	0	1	2	1	0	0	0	0	1
10	Taine Murray		18:18	2-5	0-0	1-2	0	1	1	1	3	5	0	0	0	0	0	2
9	Ishan Sharma		08:58	2-3	2-2	0-0	0	3	3	0	0	6	2	0	0	1	0	10
Team							0	0	0			0		1				
Totals				24-42	6-13	11-18	4	28	32	14	17	65	17	11	3	6	1	9

Technical Fouls::NONE

Shooting By Period		
1st FG%	14-22	63.6%
3PT%	6-10	60.0%
FT%	1-4	25%
2nd FG%	10-20	50.0%
3PT%	0-3	0.0%
FT%	10-14	71.4%
GM FG%	24-42	57.1%
3PT%	6-13	46.2%
FT%	11-18	61.1%

Dead Ball Rebounds: 3, 0

	CAM	UVA
Biggest lead	2 (1st 18:31)	12 (1st 0:54)
Best Scoring Run	6(2nd 14:28)	6(1st 2:29)
Lead Changes	6	
Times Tied	2	
Time with Lead	03:06	34:29

Points from	CAM	UVA
Turnovers	14	16
Paint	12	28
Second Chance	10	4
Fast Breaks	5	3
Bench	21	29

Period by Period Scoring	1st	2nd	TOT
CAM	26	30	56
UVA	35	30	65

GAME 2 - VIRGINIA 62, COPPIN STATE 45

Official Basketball Box Score - Final
Coppin St. at Virginia
11/11/24 John Paul Jones Arena, Charlottesville
Virginia vs Coppin State MBB

Game Time: 7:00 PM
Game Duration: 1:45
Attendance: 13,294

Officials: Bill Covington, Jr., Clarence Armstrong, Jenna Reneau

Coppin St. - 45 **Record: 0-4**

NO.	Name		Min	FG M-A	3P M-A	FT M-A	Rebounds OR	DR	TOT	Fouls PF	FD	TP	AS	TO	ST	Blocks BS	BA	+/-
4	Khali Horton	F	26:49	1-8	1-6	1-2	2	5	7	0	1	4	2	0	0	0	2	-8
12	Peter Oduro	F	31:13	2-10	1-2	0-0	0	2	2	3	0	5	1	0	1	0	2	-11
3	Cam'Ron Brown	G	33:22	2-3	0-0	4-4	0	4	4	1	5	8	0	5	0	0	1	-14
10	Camaren Sparrow	G	20:32	0-5	0-5	0-0	0	0	0	1	0	0	0	0	0	0	0	-18
11	Derrius Ward	G	29:10	3-7	2-4	4-5	1	8	9	1	5	12	1	1	2	0	3	-6
2	Toby Nnadozie		24:42	0-3	0-1	0-0	0	2	2	1	0	0	3	2	5	0	0	-8
13	Jonathan Dunn		25:05	5-11	0-1	1-2	0	2	2	0	1	11	0	1	0	1	2	-14
0	Zahree Harrison		09:07	1-3	0-0	3-3	0	2	2	1	1	5	0	1	0	0	1	-6
Team							1	1	2			0		0				
Totals				14-50	4-19	13-16	4	26	30	8	13	45	7	10	8	1	11	-17

Technical Fouls::NONE

Shooting By Period		
1st FG%	7-25	28.0%
3PT%	0-7	0.0%
FT%	2-4	50%
2nd FG%	7-25	28.0%
3PT%	4-12	33.3%
FT%	11-12	91.7%
GM FG%	14-50	28.0%
3PT%	4-19	21.1%
FT%	13-16	81.3%

Dead Ball Rebounds: 2, 0

Virginia - 62 **Record: 2-0**

NO.	Name		Min	FG M-A	3P M-A	FT M-A	Rebounds OR	DR	TOT	Fouls PF	FD	TP	AS	TO	ST	Blocks BS	BA	+/-
0	Blake Buchanan	F	19:24	2-5	0-0	0-0	2	1	3	3	0	4	1	0	0	2	0	11
2	Elijah Saunders	F	28:35	5-9	1-2	4-4	1	4	5	2	2	15	1	1	0	1	0	18
23	TJ Power	F	20:28	1-6	1-6	0-0	0	6	6	0	0	3	1	1	0	1	0	22
7	Dai Dai Ames	G	29:52	5-8	2-3	1-1	0	3	3	2	1	13	3	0	0	2	1	27
11	Isaac McKneely	G	30:12	4-10	4-8	2-3	0	6	6	0	2	14	3	0	3	1	0	13
5	Jacob Cofie		26:54	3-5	1-1	4-4	3	8	11	3	2	11	2	2	4	3	0	14
9	Ishan Sharma		18:23	0-6	0-5	0-0	0	1	1	1	0	0	3	1	0	0	0	2
10	Taine Murray		18:35	0-2	0-2	0-0	0	1	1	2	1	0	0	6	0	0	0	0
21	Anthony Robinson		04:31	1-1	0-0	0-0	0	2	2	0	0	2	0	0	0	1	0	-6
8	Bryce Walker		01:33	0-0	0-0	0-0	0	0	0	0	0	0	0	1	0	0	0	-8
13	Desmond Roberts		01:33	0-0	0-0	0-0	0	0	0	0	0	0	0	0	0	0	0	-8
Team							0	1	1			0		0				
Totals				21-52	9-27	11-12	6	33	39	13	8	62	14	12	7	11	1	17

Technical Fouls::NONE

Shooting By Period		
1st FG%	11-27	40.7%
3PT%	7-16	43.8%
FT%	3-3	100%
2nd FG%	10-25	40.0%
3PT%	2-11	18.2%
FT%	8-9	88.9%
GM FG%	21-52	40.4%
3PT%	9-27	33.3%
FT%	11-12	91.7%

Dead Ball Rebounds: 0, 0

	CSU	UVA
Biggest lead	2 (1st 19:03)	28 (2nd 6:14)
Best Scoring Run	9(2nd 0:17)	13(2nd 9:09)
Lead Changes	1	
Times Tied	1	
Time with Lead	00:19	38:43

Points from	CSU	UVA
Turnovers	7	15
Paint	20	22
Second Chance	4	10
Fast Breaks	4	8
Bench	16	13

Period by Period Scoring	1st	2nd	TOT
CSU	16	29	45
UVA	32	30	62

GAME 3 - VIRGINIA 70, VILLANOVA 60

Official Basketball Box Score - Final
Virginia at Villanova
11/15/24 CFG Bank Arena, Baltimore, Md.
2024 Hall of Fame Series

Game Time: 5:00 PM
Game Duration: 2:02

Officials: Brent Hampton, Clarence Armstrong, John Gaffney

Virginia - 70 **Record: 3-0**

NO.	Name		Min	FG M-A	3P M-A	FT M-A	Rebounds OR	DR	TOT	Fouls PF	FD	TP	AS	TO	ST	Blocks BS	BA	+/-
0	Blake Buchanan	F	18:28	1-4	0-0	1-2	2	3	5	5	0	3	2	1	1	0	0	12
2	Elijah Saunders	F	31:51	2-7	1-2	0-0	0	6	6	1	2	5	2	1	0	0	0	5
23	TJ Power	F	14:30	2-2	1-1	0-0	0	1	1	1	1	5	1	2	0	0	0	2
7	Dai Dai Ames	G	35:40	3-8	1-3	1-1	1	1	2	3	2	8	1	4	1	0	0	7
11	Isaac McKneely	G	36:20	8-9	6-6	1-1	0	2	2	2	4	23	2	2	1	0	0	6
5	Jacob Cofie		25:43	4-10	2-7	2-2	0	6	6	3	3	12	2	0	1	1	0	5
4	Andrew Rohde		27:34	5-8	3-5	0-1	0	3	3	1	1	13	4	2	1	0	0	1
9	Ishan Sharma		09:54	0-1	0-1	1-2	0	0	0	0	1	1	0	0	1	0	0	12
Team							0	2	2			0		0				
Totals				25-49	14-25	6-9	3	24	27	16	14	70	14	12	6	1	0	10

Technical Fouls::NONE

Shooting By Period		
1st FG%	11-23	47.8%
3PT%	8-14	57.1%
FT%	1-1	100%
2nd FG%	14-26	53.8%
3PT%	6-11	54.5%
FT%	5-8	62.5%
GM FG%	25-49	51.0%
3PT%	14-25	56.0%
FT%	6-9	66.7%

Dead Ball Rebounds: 2, 1

Villanova - 60 **Record: 2-3**

NO.	Name		Min	FG M-A	3P M-A	FT M-A	Rebounds OR	DR	TOT	Fouls PF	FD	TP	AS	TO	ST	Blocks BS	BA	+/-
13	Enoch Boakye	F	23:41	1-2	0-0	4-6	3	5	8	1	3	6	0	1	1	0	0	-13
43	Eric Dixon	F	34:57	6-12	3-6	5-5	3	5	8	2	4	20	2	5	1	0	0	-5
2	Jhamir Brickus	G	29:01	2-5	1-3	2-2	0	1	1	1	3	7	3	4	2	0	0	-15
5	Wooga Poplar	G	27:23	2-12	1-8	2-4	1	5	6	2	4	7	2	1	0	0	1	-13
15	Jordan Longino	G	31:10	4-12	2-7	0-0	2	0	2	0	2	10	1	0	3	0	0	-9
4	Tyler Perkins		20:50	3-7	2-5	0-0	1	1	2	3	0	8	0	1	0	0	0	7
21	Nnanna Njoku		11:54	0-0	0-0	0-0	0	2	2	3	0	0	0	0	0	0	0	1
0	Josiah Moseley		06:31	0-0	0-0	0-0	0	0	0	0	0	0	0	0	0	0	0	-2
1	Kris Parker		13:09	1-4	0-3	0-0	0	3	3	2	0	2	0	1	1	0	0	-5
10	Jordann Dumont		01:24	0-0	0-0	0-0	0	0	0	0	0	0	0	0	0	0	0	4
Team							2	0	2			0		0				
Totals				19-54	9-32	13-17	12	22	34	14	16	60	8	13	8	0	1	-10

Technical Fouls::NONE

Shooting By Period		
1st FG%	9-26	34.6%
3PT%	4-14	28.6%
FT%	4-6	66.7%
2nd FG%	10-28	35.7%
3PT%	5-18	27.8%
FT%	9-11	81.8%
GM FG%	19-54	35.2%
3PT%	9-32	28.1%
FT%	13-17	76.5%

Dead Ball Rebounds: 2, 0

	VA	VU
Biggest lead	18 (2nd 1:55)	7 (1st 16:27)
Best Scoring Run	12(1st 7:28)	9(1st 16:27)
Lead Changes	2	
Times Tied	1	
Time with Lead	30:25	08:09

Points from	VA	VU
Turnovers	5	12
Paint	16	18
Second Chance	1	11
Fast Breaks	6	0
Bench	26	10

Period by Period Scoring	1st	2nd	TOT
VA	31	39	70
VU	26	34	60

GAME 4 - NO. 11 TENNESSEE 64, VIRGINIA 42

Official Basketball Box Score - Final
Virginia at Tennessee
11/21/24 Baha Mar Convention Center, Nassau
2024-25 Men's Basketball

Game Time: 9:30 PM
Game Duration: 1:55
Attendance: 2,077

Officials: Bart Lenox, Mike Roberts, Greg Evans

Virginia - 42 **Record: 3-1**

NO.	Name		Min	FG M-A	3P M-A	FT M-A	Rebounds OR	DR	TOT	Fouls PF	FD	TP	AS	TO	ST	Blocks BS	BA	+/-
0	Blake Buchanan	F	27:59	3-4	0-0	0-0	2	5	7	0	1	6	1	2	0	3	0	-26
2	Elijah Saunders	F	20:54	1-8	1-2	0-0	1	3	4	2	1	3	0	0	0	0	2	6
23	TJ Power	F	20:14	0-4	0-3	0-0	0	2	2	0	1	0	0	1	0	1	0	-8
7	Dai Dai Ames	G	29:24	3-8	1-3	5-6	1	1	2	4	4	12	0	4	0	0	1	-11
11	Isaac McKneely	G	35:31	1-6	1-3	1-3	0	3	3	2	3	4	3	2	0	0	1	-18
4	Andrew Rohde		27:57	3-8	2-5	0-0	0	1	1	3	0	8	3	4	0	0	1	-27
5	Jacob Cofie		19:56	1-5	0-2	0-0	2	4	6	2	1	2	1	3	0	0	1	-14
9	Ishan Sharma		05:19	0-0	0-0	0-0	0	0	0	2	0	0	0	0	0	0	0	-4
10	Taine Murray		09:26	1-4	1-2	0-0	1	1	2	0	0	3	1	0	0	0	0	-12
21	Anthony Robinson		01:57	1-2	0-0	2-2	0	0	0	0	1	4	0	0	0	1	1	2
13	Desmond Roberts		01:23	0-0	0-0	0-0	0	1	1	0	0	0	0	0	0	0	0	2
Team							4	2	6			0		2				
Totals				14-49	6-20	8-11	11	23	34	15	12	42	9	18	0	5	7	-22

Technical Fouls::NONE

Shooting By Period		
1st FG%	7-24	29.2%
3PT%	2-10	20.0%
FT%	5-7	71.4%
2nd FG%	7-25	28.0%
3PT%	4-10	40.0%
FT%	3-4	75%
GM FG%	14-49	28.6%
3PT%	6-20	30.0%
FT%	8-11	72.7%

Dead Ball Rebounds: 2, 2

Tennessee - 64 **Record: 5-0**

NO.	Name		Min	FG M-A	3P M-A	FT M-A	Rebounds OR	DR	TOT	Fouls PF	FD	TP	AS	TO	ST	Blocks BS	BA	+/-
7	Igor Milicic Jr.	F	28:08	5-10	2-3	2-2	6	2	8	0	1	14	3	1	0	0	0	8
34	Felix Okpara	C	25:53	2-6	0-0	0-2	2	4	6	2	1	4	0	0	0	3	2	31
2	Chaz Lanier	G	30:00	10-23	6-12	0-0	2	2	4	2	0	26	0	2	1	0	1	29
5	Zakai Zeigler	G	35:46	1-9	0-6	0-1	0	4	4	2	4	2	6	2	2	1	1	25
15	Jahmai Mashack	G	34:28	3-5	1-1	0-2	0	5	5	1	2	7	1	0	4	2	0	17
11	Jordan Gainey		24:42	1-6	0-2	3-3	2	5	7	2	6	5	1	1	1	0	0	17
12	Cade Phillips		07:17	0-1	0-0	0-0	0	0	0	2	1	0	0	0	0	1	0	-5
8	Darlinstone Dubar		10:26	2-3	0-1	0-0	1	2	3	1	0	4	0	0	0	0	0	-7
3	Bishop Boswell		01:57	1-2	0-0	0-0	1	0	1	0	0	2	0	0	0	0	1	-2
23	Grant Hurst		01:23	0-1	0-0	0-0	0	0	0	0	0	0	0	0	0	0	0	-3
Team							4	1	5			0		1				
Totals				25-66	9-25	5-10	18	25	43	12	15	64	11	7	8	7	5	22

Technical Fouls::NONE

Shooting By Period		
1st FG%	9-30	30.0%
3PT%	4-12	33.3%
FT%	0-2	0%
2nd FG%	16-36	44.4%
3PT%	5-13	38.5%
FT%	5-8	62.5%
GM FG%	25-66	37.9%
3PT%	9-25	36.0%
FT%	5-10	50.0%

Dead Ball Rebounds: 3, 0

	UVA	UT
Biggest lead	2 (1st 12:33)	26 (2nd 1:43)
Best Scoring Run	8(2nd 10:48)	18(2nd 1:43)
Lead Changes	6	
Times Tied	2	
Time with Lead	03:05	32:50

Points from	UVA	UT
Turnovers	2	30
Paint	14	28
Second Chance	5	19
Fast Breaks	0	5
Bench	17	11

Period by Period Scoring	1st	2nd	TOT
UVA	21	21	42
UT	22	42	64

GAME 5 - NO. 22 ST. JOHN'S 80, VIRGINIA 55

Official Basketball Box Score - Final
Virginia at St. John's (NY)
11/22/24 Baha Mar Convention Center, Nassau
2024-25 Men's Basketball

Game Time: 7:00 PM
Game Duration: 1:50

Officials: Lamar Simpson, Bart Lenox, Greg Evans

Virginia - 55 Record: 3-2

NO.	Name		Min	FG M-A	3P M-A	FT M-A	Rebounds OR	DR	TOT	Fouls PF	FD	TP	AS	TO	ST	Blocks BS	BA	+/-
0	Blake Buchanan	F	24:57	2-3	0-0	2-4	4	1	5	4	2	6	2	1	2	1	0	-9
2	Elijah Saunders	F	25:29	4-7	1-3	3-4	0	3	3	0	3	12	0	1	0	0	1	-20
23	TJ Power	F	19:08	1-5	1-4	0-0	0	0	0	1	0	3	1	1	0	0	0	-19
7	Dai Dai Ames	G	31:45	1-6	1-3	0-0	0	2	2	0	1	3	3	3	1	0	1	-16
11	Isaac McKneely	G	29:10	3-9	3-9	1-1	1	3	4	0	2	10	3	4	1	0	1	-25
4	Andrew Rohde		21:34	3-4	2-2	3-3	0	2	2	0	2	11	1	2	0	0	0	-13
5	Jacob Cofie		21:21	1-5	0-3	0-0	0	7	7	3	0	2	1	1	0	0	0	-13
21	Anthony Robinson		08:13	0-0	0-0	1-6	1	0	1	1	4	1	0	0	0	0	0	-8
10	Taine Murray		12:48	2-2	1-1	0-0	0	1	1	0	0	5	1	2	0	0	0	-3
9	Ishan Sharma		05:35	1-4	0-3	0-0	0	0	0	0	0	2	0	0	0	0	0	1
Team							0	1	1			0		1				
Totals				18-45	9-28	10-18	6	20	26	9	14	55	12	16	4	1	3	-25

Shooting By Period		
1st FG%	8-21	38.1%
3PT%	6-12	50.0%
FT%	4-9	44.4%
2nd FG%	10-24	41.7%
3PT%	3-16	18.8%
FT%	6-9	66.7%
GM FG%	18-45	40.0%
3PT%	9-28	32.1%
FT%	10-18	55.6%

Dead Ball Rebounds: 6, 0

Technical Fouls::NONE

St. John's (NY) - 80 Record: 5-1

NO.	Name		Min	FG M-A	3P M-A	FT M-A	Rebounds OR	DR	TOT	Fouls PF	FD	TP	AS	TO	ST	Blocks BS	BA	+/-
0	Aaron Scott	F	24:02	2-9	2-7	0-0	0	2	2	2	0	6	2	0	2	0	0	20
24	Zuby Ejiofor	F	25:57	3-6	0-0	2-2	7	2	9	2	3	8	0	1	2	2	0	34
1	Kadary Richmond	G	29:34	6-9	0-1	0-2	0	2	2	1	1	12	4	1	1	0	0	20
5	Deivon Smith	G	27:55	4-6	2-3	0-0	1	9	10	0	0	10	8	1	1	0	0	22
12	RJ Luis Jr.	G	29:18	7-14	2-4	2-2	1	2	3	2	2	18	2	1	4	1	1	29
2	Sadiku Ibine Ayo		13:06	2-2	2-2	0-0	1	0	1	1	0	6	0	0	0	0	0	10
7	Simeon Wilcher		15:45	3-4	1-2	0-0	0	1	1	1	0	7	3	1	2	0	0	4
8	Vincent Iwuchukwu		11:04	2-4	0-0	0-1	0	1	1	0	1	4	0	1	0	0	0	-3
17	Rubén Prey		09:17	2-2	0-0	0-0	0	1	1	2	0	4	0	0	0	0	0	-8
11	Jaiden Glover		08:19	1-4	1-4	2-3	1	0	1	1	2	5	0	0	0	0	0	1
31	Lefteris Liotopoulos		05:43	0-1	0-1	0-0	0	0	0	2	0	0	0	0	1	0	0	-4
Team							0	3	3			0		1				
Totals				32-61	10-24	6-10	11	23	34	14	9	80	19	7	13	3	1	25

Shooting By Period		
1st FG%	17-30	56.7%
3PT%	5-11	45.5%
FT%	0-2	0%
2nd FG%	15-31	48.4%
3PT%	5-13	38.5%
FT%	6-8	75%
GM FG%	32-61	52.5%
3PT%	10-24	41.7%
FT%	6-10	60.0%

Dead Ball Rebounds: 2, 0

Technical Fouls::NONE

	UVA	SJ
Biggest lead	1 (1st 15:58)	29 (2nd 6:01)
Best Scoring Run	8(1st 9:24)	16(1st 3:01)
Lead Changes	2	
Times Tied	1	
Time with Lead	00:37	36:51

Points from	UVA	SJ
Turnovers	8	18
Paint	12	40
Second Chance	5	13
Fast Breaks	0	11
Bench	21	26

Period by Period Scoring	1st	2nd	TOT
UVA	26	29	55
SJ	39	41	80

GAME 6 - VIRGINIA 74, MANHATTAN 65

Official Basketball Box Score - Final
Manhattan at Virginia
11/26/24 John Paul Jones Arena, Charlottesville
Virginia vs Manhattan Men's Basketball

Game Time: 7:00 PM
Game Duration: 1:52
Attendance: 12,347

Officials: Lee Cassell, Tim Clougherty, Clare Aubry

Manhattan - 65 Record: 3-3

NO.	Name		Min	FG M-A	3P M-A	FT M-A	Rebounds OR	DR	TOT	Fouls PF	FD	TP	AS	TO	ST	Blocks BS	BA	+/-
9	Will Sydnor	F	29:49	2-6	1-2	0-0	1	6	7	2	0	5	0	2	0	0	0	-14
1	Shaquil Bender	G	38:32	4-12	1-4	0-0	0	1	1	2	1	9	1	3	1	0	1	-7
2	Jaden Winston	G	25:55	2-3	2-2	0-0	0	2	2	5	2	6	2	4	0	1	0	-14
10	Masiah Gilyard	G	25:43	4-9	0-3	2-3	5	2	7	4	4	10	2	0	0	0	0	-7
14	Wesley Robinson	G	30:06	4-6	2-3	2-3	2	3	5	2	3	12	2	3	0	0	1	-5
0	Devin Dinkins		28:45	3-7	1-4	4-4	0	3	3	0	3	11	1	1	1	0	0	-1
13	Fraser Roxburgh		16:40	3-9	3-7	0-0	1	2	3	0	0	9	3	1	0	0	0	2
6	Alijah Curry		04:05	1-1	1-1	0-0	1	0	1	2	0	3	0	0	0	0	0	1
21	Marko Ljubicic		00:25	0-0	0-0	0-0	0	0	0	0	0	0	0	0	0	0	0	0
Team							0	2	2			0		0				
Totals				23-53	11-26	8-10	10	21	31	17	13	65	11	14	2	1	2	-9

Shooting By Period		
1st FG%	12-27	44.4%
3PT%	6-13	46.2%
FT%	1-3	33.3%
2nd FG%	11-26	42.3%
3PT%	5-13	38.5%
FT%	7-7	100%
GM FG%	23-53	43.4%
3PT%	11-26	42.3%
FT%	8-10	80.0%

Dead Ball Rebounds: 1, 0

Technical Fouls::NONE

Virginia - 74 Record: 4-2

NO.	Name		Min	FG M-A	3P M-A	FT M-A	Rebounds OR	DR	TOT	Fouls PF	FD	TP	AS	TO	ST	Blocks BS	BA	+/-
0	Blake Buchanan	F	21:00	5-9	0-1	1-4	2	3	5	2	5	11	2	0	0	0	0	1
2	Elijah Saunders	F	33:29	4-10	0-2	0-1	1	5	6	1	1	8	2	2	2	0	0	8
4	Andrew Rohde	G	36:14	6-9	0-1	2-2	0	2	2	0	3	14	2	1	4	0	1	8
7	Dai Dai Ames	G	30:59	3-7	2-3	2-2	1	0	1	5	3	10	5	2	2	0	0	9
11	Isaac McKneely	G	37:19	5-10	3-4	5-6	0	5	5	2	4	18	2	1	2	0	0	8
23	TJ Power		06:16	1-2	1-2	0-0	0	0	0	0	0	3	0	0	1	0	0	4
5	Jacob Cofie		18:57	5-7	0-1	0-0	3	2	5	1	1	10	0	2	1	2	0	4
10	Taine Murray		15:46	0-0	0-0	0-0	0	0	0	2	0	0	2	0	0	0	0	3
Team							0	4	4			0		0				
Totals				29-54	6-14	10-15	7	21	28	13	17	74	15	8	12	2	1	9

Shooting By Period		
1st FG%	17-28	60.7%
3PT%	4-9	44.4%
FT%	0-3	0%
2nd FG%	12-26	46.2%
3PT%	2-5	40.0%
FT%	10-12	83.3%
GM FG%	29-54	53.7%
3PT%	6-14	42.9%
FT%	10-15	66.7%

Dead Ball Rebounds: 2, 0

Technical Fouls::NONE

	MAN	UVA
Biggest lead	0 (1st 20:00)	16 (2nd 17:24)
Best Scoring Run	8(2nd 14:14)	11(2nd 17:24)
Lead Changes	0	
Times Tied	0	
Time with Lead	00:00	39:30

Points from	MAN	UVA
Turnovers	5	25
Paint	22	42
Second Chance	11	10
Fast Breaks	5	7
Bench	23	13

Period by Period Scoring	1st	2nd	TOT
MAN	31	34	65
UVA	38	36	74

GAME 7 - VIRGINIA 67, HOLY CROSS 41

Official Basketball Box Score - Final
Holy Cross at Virginia
11/29/24 John Paul Jones Arena, Charlottesville
Virginia vs Holy Cross Men's Basketball

Game Time: 4:00 PM
Game Duration: 1:48
Attendance: 13,488

Officials: Ted Valentine, John Gaffney, Joe Switzer

Holy Cross - 41 Record: 4-4

NO.	Name		Min	FG M-A	3P M-A	FT M-A	Rebounds OR	DR	TOT	Fouls PF	FD	TP	AS	TO	ST	Blocks BS	BA	+/-
23	Aidan Richard	F	26:23	0-3	0-3	0-0	0	4	4	4	1	0	0	1	0	0	0	-14
30	Joe Nugent	F	29:15	2-7	0-4	0-0	2	2	4	0	0	4	1	1	0	0	0	-22
33	Caleb Kenney	F	26:42	5-10	0-0	0-0	1	4	5	2	3	10	0	3	1	2	1	-17
0	Tyler Boston	G	24:47	0-4	0-0	2-4	0	3	3	3	4	2	1	2	0	0	1	-30
10	Max Green	G	32:11	6-14	4-7	0-0	1	1	2	2	1	16	2	1	2	0	1	-9
25	Jaiden Feroah		12:50	2-3	0-1	0-0	1	3	4	3	0	4	1	0	0	0	0	-10
2	DeAndre Williams		22:49	1-3	0-2	0-0	0	4	4	0	0	2	2	1	1	0	0	-7
4	Kahlil Singleton		19:24	1-6	1-5	0-0	0	1	1	1	0	3	0	0	0	0	0	-9
5	Jaden Kirkwood		02:16	0-0	0-0	0-0	0	0	0	0	0	0	0	0	0	0	0	-4
34	Declan Ryan		02:16	0-1	0-0	0-1	0	1	1	0	1	0	0	0	0	0	1	-4
3	Ben Capron		01:07	0-0	0-0	0-0	0	0	0	0	0	0	0	1	0	0	0	-4
Team							2	0	2			0		1				
Totals				17-51	5-22	2-5	7	23	30	15	10	41	7	11	4	2	4	-26

Shooting By Period		
1st FG%	9-23	39.1%
3PT%	3-11	27.3%
FT%	0-2	0%
2nd FG%	8-28	28.6%
3PT%	2-11	18.2%
FT%	2-3	66.7%
GM FG%	17-51	33.3%
3PT%	5-22	22.7%
FT%	2-5	40.0%

Dead Ball Rebounds: 2, 0

Technical Fouls::NONE

Virginia - 67 Record: 5-2

NO.	Name		Min	FG M-A	3P M-A	FT M-A	Rebounds OR	DR	TOT	Fouls PF	FD	TP	AS	TO	ST	Blocks BS	BA	+/-
0	Blake Buchanan	F	20:23	3-5	0-0	0-1	3	3	6	3	3	6	2	1	1	1	0	18
2	Elijah Saunders	F	24:47	4-11	1-4	0-0	2	4	6	2	0	9	1	1	0	0	1	7
4	Andrew Rohde	G	27:42	5-8	3-5	0-0	0	1	1	0	0	13	3	2	1	1	1	13
7	Dai Dai Ames	G	27:30	6-9	2-2	2-2	0	3	3	1	3	16	1	0	1	0	0	24
11	Isaac McKneely	G	30:56	4-11	3-9	2-3	1	2	3	1	6	13	3	1	1	0	0	13
5	Jacob Cofie		17:21	2-3	0-1	2-2	0	4	4	1	1	6	0	0	0	1	0	4
10	Taine Murray		20:43	0-3	0-1	0-0	0	1	1	0	0	0	4	1	0	0	0	5
23	TJ Power		14:14	0-1	0-1	0-0	0	3	3	1	0	0	2	0	0	0	0	19
9	Ishan Sharma		09:36	0-1	0-1	0-0	0	4	4	0	0	0	4	0	0	0	0	15
8	Bryce Walker		02:16	0-1	0-1	0-0	0	0	0	0	0	0	0	0	0	0	0	4
13	Desmond Roberts		02:16	0-2	0-0	2-2	1	1	2	0	1	2	0	0	0	0	0	4
21	Anthony Robinson		02:16	0-0	0-0	2-2	0	0	0	1	1	2	0	0	0	1	0	4
Team							2	2	4			0		0				
Totals				24-55	9-25	10-12	9	28	37	10	15	67	20	6	4	4	2	26

Shooting By Period		
1st FG%	13-28	46.4%
3PT%	5-15	33.3%
FT%	3-3	100%
2nd FG%	11-27	40.7%
3PT%	4-10	40.0%
FT%	7-9	77.8%
GM FG%	24-55	43.6%
3PT%	9-25	36.0%
FT%	10-12	83.3%

Dead Ball Rebounds: 1, 0

Technical Fouls::NONE

	HCC	UVA
Biggest lead	2 (1st 19:33)	26 (2nd 0:18)
Best Scoring Run	6(1st 2:02)	11(1st 8:59)
Lead Changes	1	
Times Tied	1	
Time with Lead	01:27	36:29

Points from	HCC	UVA
Turnovers	8	12
Paint	24	24
Second Chance	7	11
Fast Breaks	0	2
Bench	9	10

Period by Period Scoring	1st	2nd	TOT
HCC	21	20	41
UVA	34	33	67

GAME 8 - NO. 13 FLORIDA 87, VIRGINIA 69

Official Basketball Box Score - Final
Virginia at Florida
12/04/24 Exactech Arena at Stephen C. O'Connell Center, Gainesville
2024-25 Men's Basketball

Game Time: 7:15 PM
Game Duration: 1:57
Attendance: 9,184

Officials: Joe Linsdsay, Owen Shortt, Jeb Hartness

Virginia - 69 Record: 5-3

NO.	Name		Min	FG M-A	3P M-A	FT M-A	Rebounds OR	DR	TOT	Fouls PF	FD	TP	AS	TO	ST	Blocks BS	BA	+/-
0	Blake Buchanan	F	22:33	4-6	0-1	0-0	4	1	5	3	1	8	1	1	0	2	0	-14
2	Elijah Saunders	F	32:41	6-12	3-5	4-4	3	2	5	4	2	19	1	1	1	0	2	-5
4	Andrew Rohde	G	25:52	1-4	0-1	2-2	0	1	1	1	2	4	3	3	0	0	0	-15
7	Dai Dai Ames	G	26:33	3-9	1-1	0-0	0	1	1	3	3	7	2	2	0	0	1	-6
11	Isaac McKneely	G	35:51	4-10	4-8	0-1	0	7	7	2	2	12	5	3	0	0	0	-13
10	Taine Murray		25:32	4-5	0-1	0-0	0	3	3	0	0	8	0	1	0	0	0	-14
5	Jacob Cofie		18:18	3-9	0-3	2-2	4	2	6	4	1	8	2	1	1	0	0	-8
23	TJ Power		05:30	0-1	0-1	0-0	0	0	0	0	0	0	0	0	0	0	0	-6
9	Ishan Sharma		04:35	0-0	0-0	0-0	1	0	1	0	0	0	0	0	0	0	0	-8
21	Anthony Robinson		02:35	1-1	0-0	1-1	1	0	1	0	1	3	0	0	0	0	0	-1
Team							0	4	4			0		3				
Totals				26-57	8-21	9-10	13	21	34	17	12	69	14	15	2	2	3	-18

Shooting By Period		
1st FG%	14-27	51.9%
3PT%	5-12	41.7%
FT%	2-2	100%
2nd FG%	12-30	40.0%
3PT%	3-9	33.3%
FT%	7-8	87.5%
GM FG%	26-57	45.6%
3PT%	8-21	38.1%
FT%	9-10	90.0%

Dead Ball Rebounds: 0, 0

Technical Fouls::NONE

Florida - 87 Record: 9-0

NO.	Name		Min	FG M-A	3P M-A	FT M-A	Rebounds OR	DR	TOT	Fouls PF	FD	TP	AS	TO	ST	Blocks BS	BA	+/-
21	Alex Condon	F	23:39	7-8	1-1	4-6	5	3	8	3	3	19	2	0	2	1	0	12
9	Rueben Chinyelu	C	18:09	0-4	0-0	0-2	1	3	4	1	1	0	0	0	0	1	1	-1
1	Walter Clayton Jr.	G	34:10	10-19	5-12	2-2	0	3	3	1	2	27	4	1	2	0	0	13
5	Will Richard	G	31:28	1-5	1-3	2-2	0	1	1	4	2	5	1	3	2	0	1	13
15	Alijah Martin	G	34:07	6-14	1-6	3-4	1	4	5	0	4	16	1	1	1	0	0	9
10	Thomas Haugh		22:25	2-3	0-1	2-2	0	2	2	1	2	6	3	0	1	1	0	18
11	Denzel Aberdeen		22:38	4-5	2-2	2-3	0	1	1	0	3	12	1	0	1	0	0	17
4	Sam Alexis		13:25	1-2	0-0	0-0	4	2	6	2	0	2	2	1	0	0	0	9
Team							0	0	0			0		0				
Totals				31-60	10-25	15-21	11	19	30	12	17	87	14	6	9	3	2	18

Shooting By Period		
1st FG%	15-35	42.9%
3PT%	5-15	33.3%
FT%	4-5	80%
2nd FG%	16-25	64.0%
3PT%	5-10	50.0%
FT%	11-16	68.8%
GM FG%	31-60	51.7%
3PT%	10-25	40.0%
FT%	15-21	71.4%

Dead Ball Rebounds: 3, 0

Technical Fouls::NONE

	UVA	FLA
Biggest lead	9 (1st 15:33)	20 (2nd 7:55)
Best Scoring Run	6(1st 18:44)	15(1st 6:14)
Lead Changes	1	
Times Tied	0	
Time with Lead	10:37	29:02

Points from	UVA	FLA
Turnovers	4	20
Paint	34	38
Second Chance	22	10
Fast Breaks	4	7
Bench	19	20

Period by Period Scoring	1st	2nd	TOT
UVA	35	34	69
FLA	39	48	87

GAME 9 - SMU 63, VIRGINIA 51

Official Basketball Box Score - Final
Virginia at SMU
12/07/24 Moody Coliseum, Dallas, Texas
2024-25 Men's Basketball

Game Time: 1:23 PM
Game Duration: 1:59
Attendance: 5,189

Officials: Lee Cassell, Tony Henderson, Ryan Sassano

Virginia - 51 Record: 5-4 (0-1)

NO.	Name		Min	FG M-A	3P M-A	FT M-A	Rebounds OR	DR	TOT	Fouls PF	FD	TP	AS	TO	ST	Blocks BS	BA	+/-
0	Blake Buchanan	F	24:34	1-4	0-0	2-2	1	2	3	2	3	4	0	2	2	0	0	-6
2	Elijah Saunders	F	25:12	0-6	0-2	3-4	0	3	3	4	2	3	0	0	1	0	1	-18
4	Andrew Rohde	G	30:34	3-8	1-2	2-2	0	2	2	2	2	9	3	4	1	0	1	-18
7	Dai Dai Ames	G	07:04	1-3	0-0	0-0	0	1	1	0	0	2	1	1	1	0	0	1
11	Isaac McKneely	G	34:13	5-12	4-8	3-3	0	3	3	2	3	17	3	3	0	0	0	-15
5	Jacob Cofie		24:22	3-6	1-2	1-1	1	1	2	2	2	8	3	0	0	2	0	3
10	Taine Murray		25:47	1-2	0-1	0-0	0	4	4	3	2	2	1	1	2	0	0	-2
23	TJ Power		10:28	1-3	1-2	0-0	0	0	0	1	0	3	0	1	0	0	0	-14
9	Ishan Sharma		15:22	1-3	1-2	0-0	0	4	4	3	0	3	0	1	1	0	0	3
21	Anthony Robinson		02:24	0-0	0-0	0-0	0	1	1	0	1	0	0	0	0	0	0	6
Team							1	1	2			0		1				
Totals				16-47	8-19	11-12	3	22	25	19	15	51	11	14	8	2	2	-12

Technical Fouls::NONE

Shooting By Period		
1st FG%	11-27	40.7%
3PT%	5-9	55.6%
FT%	1-2	50%
2nd FG%	5-20	25.0%
3PT%	3-10	30.0%
FT%	10-10	100%
GM FG%	16-47	34.0%
3PT%	8-19	42.1%
FT%	11-12	91.7%

Dead Ball Rebounds: 1, 0

SMU - 63 Record: 8-2 (1-0)

NO.	Name		Min	FG M-A	3P M-A	FT M-A	Rebounds OR	DR	TOT	Fouls PF	FD	TP	AS	TO	ST	Blocks BS	BA	+/-
21	Yohan Traore	F	13:47	0-2	0-1	0-0	2	1	3	1	1	0	1	0	0	0	0	-9
33	Matt Cross	F	26:19	2-9	1-6	1-3	2	8	10	3	3	6	3	3	1	0	0	21
24	Samet Yigitoglu	C	30:40	7-8	0-0	2-4	1	5	6	4	2	16	0	2	1	0	0	12
0	B.J. Edwards	G	33:17	0-3	0-1	0-0	0	2	2	0	0	0	3	1	4	0	1	14
2	Boopie Miller	G	29:10	3-9	0-5	3-3	0	3	3	3	6	9	4	4	2	1	1	6
8	Kario Oquendo		26:41	6-10	4-6	5-6	1	5	6	1	4	21	0	0	0	0	0	10
3	Chuck Harris		20:15	2-7	1-5	4-4	0	1	1	2	2	9	2	0	0	0	0	18
20	Jerrell Colbert		10:47	1-1	0-0	0-0	2	0	2	1	1	2	0	0	0	0	0	-7
22	Keon Ambrose-Hylton		09:04	0-0	0-0	0-0	0	1	1	0	0	0	0	0	0	1	0	-5
Team							0	2	2			0		2				
Totals				21-49	6-24	15-20	8	28	36	15	19	63	13	12	8	2	2	12

Technical Fouls::NONE

Shooting By Period		
1st FG%	12-28	42.9%
3PT%	3-12	25.0%
FT%	3-5	60%
2nd FG%	9-21	42.9%
3PT%	3-12	25.0%
FT%	12-15	80%
GM FG%	21-49	42.9%
3PT%	6-24	25.0%
FT%	15-20	75.0%

Dead Ball Rebounds: 3, 0

	UVA	SMU
Biggest lead	7 (2nd 10:19)	12 (2nd 0:30)
Best Scoring Run	11(2nd 16:14)	9(2nd 0:30)
Lead Changes	13	
Times Tied	5	
Time with Lead	14:09	22:09

Points from	UVA	SMU
Turnovers	13	18
Paint	10	30
Second Chance	2	6
Fast Breaks	0	9
Bench	16	32

Period by Period Scoring	1st	2nd	TOT
UVA	28	23	51
SMU	30	33	63

GAME 10 - VIRGINIA 59, BETHUNE-COOKMAN 41

Official Basketball Box Score - Final
Bethune-Cookman at Virginia
12/12/24 John Paul Jones Arena, Charlottesville
Virginia vs Bethune-Cookman Men's Basketball

Game Time: 7:00 PM
Game Duration: 1:45
Attendance: 12, 021

Officials: Ted Valentine, Leslie Jones, Kellen Milner

Bethune-Cookman - 41 Record: 2-7

NO.	Name		Min	FG M-A	3P M-A	FT M-A	Rebounds OR	DR	TOT	Fouls PF	FD	TP	AS	TO	ST	Blocks BS	BA	+/-
12	Jesus Carralero Martin	F	31:38	1-5	0-2	2-2	1	6	7	0	1	4	2	1	3	2	1	-10
15	Reggie Ward Jr.	F	32:47	3-9	1-2	0-0	0	7	7	0	0	7	0	1	1	0	2	-12
23	Daniel Rouzan	F	30:28	2-8	0-0	0-2	4	1	5	3	4	4	1	2	0	0	1	-16
1	Trey Thomas	G	24:03	2-6	1-4	0-0	0	0	0	1	0	5	0	2	0	0	0	-21
2	Brayon Freeman	G	31:59	6-19	2-9	0-1	1	4	5	1	2	14	2	1	3	0	2	-12
3	Seneca Willoughby		32:05	2-5	1-3	0-1	0	2	2	3	1	5	1	1	2	0	0	-16
32	Jerome Beya		03:02	0-1	0-0	0-0	0	0	0	0	0	0	0	0	0	0	1	4
10	Kalil Camara		06:28	1-1	0-0	0-0	0	0	0	2	0	2	1	0	0	0	0	-1
33	David Onanina		07:00	0-1	0-0	0-0	0	0	0	2	0	0	1	0	0	0	0	-6
30	Simeon Womack		00:30	0-0	0-0	0-0	0	0	0	0	0	0	0	0	0	0	0	0
Team							2	1	3			0		0				
Totals				17-55	5-20	2-6	8	21	29	12	8	41	8	8	9	2	7	-18

Technical Fouls: NONE

Shooting By Period		
1st FG%	9-32	28.1%
3PT%	3-11	27.3%
FT%	0-2	0%
2nd FG%	8-23	34.8%
3PT%	2-9	22.2%
FT%	2-4	50%
GM FG%	17-55	30.9%
3PT%	5-20	25.0%
FT%	2-6	33.3%

Dead Ball Rebounds: 1, 0

Virginia - 59 Record: 6-4

NO.	Name		Min	FG M-A	3P M-A	FT M-A	Rebounds OR	DR	TOT	Fouls PF	FD	TP	AS	TO	ST	Blocks BS	BA	+/-
0	Blake Buchanan	F	19:48	2-4	0-0	1-2	3	6	9	2	2	5	2	1	0	3	1	5
2	Elijah Saunders	F	35:38	6-11	1-3	2-4	2	6	8	0	3	15	0	2	1	1	0	24
4	Andrew Rohde	G	28:40	3-7	0-2	2-3	0	2	2	2	2	8	1	2	0	0	1	18
10	Taine Murray	G	26:36	0-4	0-2	0-0	0	2	2	2	0	0	2	1	0	0	0	3
11	Isaac McKneely	G	30:36	2-7	1-6	2-2	0	3	3	2	2	7	4	3	1	1	0	13
5	Jacob Cofie		20:54	5-8	1-2	1-1	3	7	10	0	1	12	2	1	0	1	0	9
9	Ishan Sharma		25:36	4-7	4-7	0-0	1	4	5	0	0	12	3	1	1	0	0	20
23	TJ Power		10:12	0-2	0-1	0-0	1	0	1	0	2	0	1	0	0	1	0	-2
8	Bryce Walker		00:30	0-0	0-0	0-0	0	0	0	0	0	0	0	0	0	0	0	0
13	Desmond Roberts		00:30	0-0	0-0	0-0	0	0	0	0	0	0	0	0	0	0	0	0
21	Anthony Robinson		00:30	0-0	0-0	0-0	0	0	0	0	0	0	0	0	0	0	0	0
25	Eli Bennett		00:30	0-0	0-0	0-0	0	0	0	0	0	0	0	0	1	0	0	0
Team							0	3	3			0		0				
Totals				22-50	7-23	8-12	10	33	43	8	12	59	15	11	4	7	2	18

Technical Fouls: NONE

Shooting By Period		
1st FG%	7-25	28.0%
3PT%	3-15	20.0%
FT%	1-2	50%
2nd FG%	15-25	60.0%
3PT%	4-8	50.0%
FT%	7-10	70%
GM FG%	22-50	44.0%
3PT%	7-23	30.4%
FT%	8-12	66.7%

Dead Ball Rebounds: 1, 0

	BCC	UVA
Biggest lead	9 (1st 8:56)	18 (2nd 0:30)
Best Scoring Run	8 (1st 11:05)	13 (2nd 0:30)
Lead Changes	3	
Times Tied	5	
Time with Lead	21:14	12:42

Points from	BCC	UVA
Turnovers	13	6
Paint	22	30
Second Chance	2	14
Fast Breaks	6	0
Bench	7	24

Period by Period Scoring	1st	2nd	TOT
BCC	21	20	41
UVA	18	41	59

GAME 11 - NO. 21 MEMPHIS 64, VIRGINIA 62

Official Basketball Box Score - Final
Memphis at Virginia
12/18/24 John Paul Jones Arena, Charlottesville
Virginia vs No. 21 Memphis Men's Basketball

Game Time: 7:00 PM
Game Duration: 2:11
Attendance: 12,108

Officials: Lee Cassell, Bert Smith, Terry Oglesby

Memphis - 64 Record: 9-2

NO.	Name		Min	FG M-A	3P M-A	FT M-A	Rebounds OR	DR	TOT	Fouls PF	FD	TP	AS	TO	ST	Blocks BS	BA	+/-
2	Nicholas Jourdain	F	34:14	1-4	0-1	0-0	1	5	6	4	0	2	2	1	0	1	2	1
32	Moussa Cisse	G	15:31	1-2	0-0	0-0	3	5	8	5	1	2	0	1	0	2	1	1
3	Colby Rogers	G	28:49	1-11	0-8	1-2	0	3	3	2	3	3	1	3	0	1	0	-5
4	PJ Haggerty	G	40:00	8-15	1-3	10-11	0	5	5	2	5	27	5	4	1	0	0	2
11	Tyrese Hunter	G	37:41	4-11	2-8	2-3	3	0	3	1	2	12	3	1	0	0	2	3
42	Dain Dainja		26:28	4-9	0-0	4-5	7	4	11	1	6	12	0	2	1	2	2	-3
6	Baraka Okojie		07:57	0-0	0-0	0-0	0	1	1	2	0	0	0	0	0	0	0	7
7	PJ Carter		09:21	2-4	2-3	0-0	0	0	0	0	1	6	0	0	1	0	0	4
Team							0	1	1			0		0				
Totals				21-56	5-23	17-21	14	24	38	17	18	64	11	12	3	6	7	2

Technical Fouls::NONE

Shooting By Period		
1st FG%	8-28	28.6%
3PT%	2-14	14.3%
FT%	3-3	100%
2nd FG%	13-28	46.4%
3PT%	3-9	33.3%
FT%	14-18	77.8%
GM FG%	21-56	37.5%
3PT%	5-23	21.7%
FT%	17-21	81.0%

Dead Ball Rebounds: 3, 0

Virginia - 62 Record: 6-5

NO.	Name		Min	FG M-A	3P M-A	FT M-A	Rebounds OR	DR	TOT	Fouls PF	FD	TP	AS	TO	ST	Blocks BS	BA	+/-
2	Elijah Saunders	F	25:36	4-7	3-4	4-4	2	2	4	4	3	15	0	2	0	2	1	-3
5	Jacob Cofie	F	14:26	3-6	0-0	0-0	3	1	4	4	1	6	0	0	0	1	0	12
4	Andrew Rohde	G	21:45	2-3	1-1	0-0	0	1	1	1	0	5	2	5	3	0	0	-8
7	Dai Dai Ames	G	30:45	2-11	0-4	4-6	0	5	5	4	3	8	4	0	1	0	2	-2
11	Isaac McKneely	G	35:59	2-7	1-4	0-0	0	4	4	0	2	5	5	0	1	0	1	-6
0	Blake Buchanan		12:22	2-2	0-0	1-2	1	0	1	2	1	5	0	0	1	0	0	-14
9	Ishan Sharma		11:51	0-2	0-2	0-0	0	2	2	1	0	0	0	0	1	0	0	-1
23	TJ Power		10:25	0-3	0-2	2-2	0	0	0	1	1	2	2	1	0	1	0	8
10	Taine Murray		26:23	5-9	1-2	3-3	0	0	0	1	4	14	1	0	0	1	1	3
21	Anthony Robinson		10:28	1-3	0-0	0-1	1	5	6	1	2	2	0	0	1	2	1	1
Team							2	2	4			0		3				
Totals				21-53	6-19	14-18	9	22	31	19	17	62	14	11	8	7	6	-2

Technical Fouls: Ames 2nd 10:46

Shooting By Period		
1st FG%	11-28	39.3%
3PT%	4-10	40.0%
FT%	4-7	57.1%
2nd FG%	10-25	40.0%
3PT%	2-9	22.2%
FT%	10-11	90.9%
GM FG%	21-53	39.6%
3PT%	6-19	31.6%
FT%	14-18	77.8%

Dead Ball Rebounds: 3, 0

	MEM	UVA
Biggest lead	9 (2nd 5:57)	11 (1st 2:53)
Best Scoring Run	8(2nd 10:46)	7(1st 10:33)
Lead Changes	1	
Times Tied	3	
Time with Lead	12:11	23:32

Points from	MEM	UVA
Turnovers	13	21
Paint	28	26
Second Chance	10	10
Fast Breaks	12	0
Bench	18	23

Period by Period Scoring	1st	2nd	TOT
MEM	21	43	64
UVA	30	32	62

GAME 12 - VIRGINIA 63, AMERICAN 58

Official Basketball Box Score - Final
American at Virginia
12/22/24 John Paul Jones Arena, Charlottesville
Virginia vs American Men's Basketball

Game Time: 2:00 PM
Game Duration: 1:53
Attendance: 12,384

Officials: Roger Ayers, Justin Porterfield, Joe Switzer

American - 58 Record: 6-6

NO.	Name		Min	FG M-A	3P M-A	FT M-A	Rebounds OR	DR	TOT	Fouls PF	FD	TP	AS	TO	ST	Blocks BS	BA	+/-
15	Matt Rogers	F	32:19	4-13	0-3	4-4	0	7	7	1	4	12	0	3	0	1	0	-6
23	Greg Jones	F	31:40	2-5	1-3	4-4	1	3	4	4	2	9	3	0	0	0	1	-13
33	Matt Mayock	F	30:04	6-8	4-5	0-0	1	4	5	1	0	16	1	1	1	0	0	-1
3	Colin Smalls	G	31:09	4-13	3-10	1-1	0	2	2	1	1	12	3	1	0	1	2	3
12	Geoff Sprouse	G	25:49	2-7	2-7	0-0	0	1	1	1	3	6	2	1	0	0	0	-5
4	Lincoln Ball		25:03	0-0	0-0	0-0	0	5	5	3	0	0	3	0	4	1	0	7
7	Wyatt Nausadis		12:06	0-2	0-1	0-0	0	0	0	0	0	0	0	1	0	0	0	-7
10	Adrian Samuels		02:43	0-1	0-1	0-0	0	0	0	0	0	0	0	0	0	0	0	-1
32	Julen Iturbe		09:09	1-1	1-1	0-0	0	0	0	3	0	3	0	0	0	0	0	-2
Team							1	1	2			0		1				
Totals				19-50	11-31	9-9	3	23	26	14	10	58	13	7	5	3	3	-5

Technical Fouls::NONE

Shooting By Period		
1st FG%	9-23	39.1%
3PT%	5-12	41.7%
FT%	5-5	100%
2nd FG%	10-27	37.0%
3PT%	6-19	31.6%
FT%	4-4	100%
GM FG%	19-50	38.0%
3PT%	11-31	35.5%
FT%	9-9	100.0%

Dead Ball Rebounds: 1, 0

Virginia - 63 Record: 7-5

NO.	Name		Min	FG M-A	3P M-A	FT M-A	Rebounds OR	DR	TOT	Fouls PF	FD	TP	AS	TO	ST	Blocks BS	BA	+/-
2	Elijah Saunders	F	35:33	7-9	0-1	7-8	0	8	8	1	5	21	2	2	0	0	0	6
5	Jacob Cofie	F	24:52	3-6	0-0	0-2	3	4	7	2	2	6	4	1	2	0	0	4
4	Andrew Rohde	G	27:42	2-9	1-3	0-0	0	3	3	3	1	5	4	0	1	0	0	2
7	Dai Dai Ames	G	21:53	2-4	1-1	0-0	0	0	0	1	1	5	1	0	0	1	2	-1
11	Isaac McKneely	G	37:11	4-10	3-8	0-2	0	5	5	0	2	11	1	1	0	0	0	8
0	Blake Buchanan		14:51	0-2	0-0	0-0	2	3	5	3	2	0	2	1	1	1	1	1
10	Taine Murray		25:14	4-6	3-4	2-2	0	0	0	0	1	13	2	0	0	0	0	7
9	Ishan Sharma		08:18	0-1	0-1	0-0	0	1	1	0	0	0	0	1	0	1	0	-1
23	TJ Power		04:27	1-3	0-1	0-0	1	0	1	0	0	2	1	0	0	0	0	-1
Team							0	3	3			0		2				
Totals				23-50	8-19	9-14	6	27	33	10	14	63	17	8	4	3	3	5

Technical Fouls::NONE

Shooting By Period		
1st FG%	13-27	48.1%
3PT%	4-11	36.4%
FT%	2-2	100%
2nd FG%	10-23	43.5%
3PT%	4-8	50.0%
FT%	7-12	58.3%
GM FG%	23-50	46.0%
3PT%	8-19	42.1%
FT%	9-14	64.3%

Dead Ball Rebounds: 3, 0

	AUE	UVA
Biggest lead	5 (2nd 8:16)	7 (1st 6:55)
Best Scoring Run	6(2nd 16:33)	8(1st 14:07)
Lead Changes	13	
Times Tied	3	
Time with Lead	15:36	21:21

Points from	AUE	UVA
Turnovers	7	10
Paint	12	26
Second Chance	6	11
Fast Breaks	15	3
Bench	3	15

Period by Period Scoring	1st	2nd	TOT
AUE	28	30	58
UVA	32	31	63

GAME 13 - VIRGINIA 70, NC STATE 67

Official Basketball Box Score - Final
NC State at Virginia
12/31/24 John Paul Jones Arena, Charlottesville
Virginia vs NC State Men's Basketball

Game Time: 12:00 PM
Game Duration: 2:01
Attendance: 13,875

Officials: Ted Valentine, Clarence Armstrong, Tony Chiazza

NC State - 67 Record: 8-5 (1-1)

NO.	Name		Min	FG M-A	3P M-A	FT M-A	Rebounds OR	DR	TOT	Fouls PF	FD	TP	AS	TO	ST	Blocks BS	BA	+/-
1	Brandon Huntley-Hatfield	F	26:36	4-9	0-0	4-4	4	3	7	3	6	12	0	4	0	0	2	-5
3	Dontrez Styles	G	20:14	3-6	0-2	1-4	0	1	1	3	3	7	0	0	0	0	0	-14
8	Jayden Taylor	G	33:00	4-8	3-6	3-3	0	2	2	3	2	14	5	2	1	0	0	3
10	Marcus Hill	G	27:37	5-11	0-0	2-2	3	5	8	3	1	12	2	1	1	0	1	-9
12	Michael O'Connell	G	36:01	2-6	2-6	1-2	0	6	6	0	1	7	4	1	0	0	0	4
11	Dennis Parker, Jr.		19:31	1-5	0-2	0-0	0	0	0	2	0	2	0	1	0	0	1	9
4	Breon Pass		17:36	3-6	2-5	0-0	1	2	3	0	2	8	2	1	2	0	0	0
33	Ismael Diouf		13:24	1-1	0-0	0-0	3	1	4	2	0	2	1	0	0	0	0	2
5	Trey Parker		06:01	1-2	1-2	0-0	0	0	0	0	0	3	0	1	0	0	0	-5
Team							2	1	3			0		0				
Totals				24-54	8-23	11-15	13	21	34	16	15	67	14	11	4	0	4	-3

Technical Fouls::NONE

Shooting By Period		
1st FG%	13-21	61.9%
3PT%	6-11	54.5%
FT%	7-7	100%
2nd FG%	11-33	33.3%
3PT%	2-12	16.7%
FT%	4-8	50%
GM FG%	24-54	44.4%
3PT%	8-23	34.8%
FT%	11-15	73.3%

Dead Ball Rebounds: 2, 0

Virginia - 70 Record: 8-5 (1-1)

NO.	Name		Min	FG M-A	3P M-A	FT M-A	Rebounds OR	DR	TOT	Fouls PF	FD	TP	AS	TO	ST	Blocks BS	BA	+/-
2	Elijah Saunders	F	37:24	7-9	1-2	7-8	1	4	5	3	6	22	2	1	1	0	0	9
5	Jacob Cofie	F	25:24	3-5	0-2	0-0	0	2	2	3	1	6	1	0	1	3	0	5
4	Andrew Rohde	G	35:51	4-8	2-3	1-2	0	3	3	0	2	11	7	1	1	0	0	9
7	Dai Dai Ames	G	08:37	1-2	0-0	0-0	0	0	0	0	0	2	0	0	0	0	0	-7
11	Isaac McKneely	G	37:25	5-14	4-9	0-0	0	3	3	0	3	14	3	1	0	0	0	2
0	Blake Buchanan		12:36	1-1	0-0	1-2	1	0	1	4	3	3	0	1	0	1	0	1
10	Taine Murray		23:21	2-5	0-1	0-0	0	3	3	2	0	4	5	2	0	0	0	-2
23	TJ Power		02:36	1-1	0-0	0-0	1	1	2	0	1	2	0	0	0	0	0	-6
9	Ishan Sharma		14:46	2-3	2-3	0-0	0	1	1	1	0	6	0	0	0	0	0	7
21	Anthony Robinson		02:00	0-0	0-0	0-0	0	0	0	2	0	0	0	1	0	0	0	-3
Team							0	2	2			0		0				
Totals				26-48	9-20	9-12	3	19	22	15	16	70	18	7	3	4	0	3

Technical Fouls::NONE

Shooting By Period		
1st FG%	13-25	52.0%
3PT%	2-7	28.6%
FT%	1-2	50%
2nd FG%	13-23	56.5%
3PT%	7-13	53.8%
FT%	8-10	80%
GM FG%	26-48	54.2%
3PT%	9-20	45.0%
FT%	9-12	75.0%

Dead Ball Rebounds: 1, 0

	NCS	UVA
Biggest lead	14 (2nd 18:48)	12 (2nd 5:02)
Best Scoring Run	9(2nd 18:48)	10(2nd 13:04)
Lead Changes	7	
Times Tied	6	
Time with Lead	23:35	13:17

Points from	NCS	UVA
Turnovers	6	10
Paint	28	28
Second Chance	18	6
Fast Breaks	15	5
Bench	15	15

Period by Period Scoring	1st	2nd	TOT
NCS	39	28	67
UVA	29	41	70

GAME 14 - LOUISVILLE 70, VIRGINIA 50

Official Basketball Box Score - Final
Louisville at Virginia
01/04/25 John Paul Jones Arena, Charlottesville
Virginia vs Louisville Men's Basketball

Game Time: 4:00 PM
Game Duration: 1:49
Attendance: 13,316

Officials: Pat Driscoll, John Gaffney, Matt Potter

Louisville - 70 Record: 10-5 (3-1)

NO.	Name		Min	FG M-A	3P M-A	FT M-A	Rebounds OR	DR	TOT	Fouls PF	FD	TP	AS	TO	ST	Blocks BS	BA	+/-
0	James Scott	F	23:47	3-5	0-0	0-0	2	7	9	1	2	6	3	1	1	1	0	13
93	Noah Waterman	F	16:57	1-3	0-1	0-0	2	1	3	4	3	2	0	0	0	1	0	-3
1	J'Vonne Hadley	G	35:47	4-9	1-3	2-2	0	5	5	0	1	11	0	1	0	1	1	16
5	Terrence Edwards Jr.	G	29:29	2-9	0-1	3-4	2	7	9	2	2	7	3	1	1	0	2	19
24	Chucky Hepburn	G	31:52	3-10	0-3	4-4	0	1	1	2	4	10	7	1	2	0	1	8
6	Reyne Smith		30:18	5-10	5-10	0-0	1	1	2	1	1	15	2	1	1	0	0	19
9	Khani Rooths		10:10	1-1	0-0	2-2	1	1	2	0	2	4	0	1	0	1	0	9
25	Aboubacar Traore		16:15	6-10	1-1	2-2	3	5	8	1	1	15	0	2	1	1	2	12
13	Frank Anselem-Ibe		01:54	0-0	0-0	0-0	0	0	0	0	0	0	0	0	0	0	0	-1
4	Cole Sherman		00:53	0-0	0-0	0-0	0	0	0	0	0	0	0	0	0	0	0	2
12	Patrick Antonelli		00:53	0-0	0-0	0-0	0	0	0	0	0	0	0	0	0	0	0	2
33	Aidan McCool		00:53	0-0	0-0	0-0	0	0	0	0	0	0	0	0	0	0	0	2
55	Spencer Legg		00:53	0-0	0-0	0-0	0	0	0	0	0	0	0	0	0	0	0	2
Team							3	0	3			0		1				
Totals				25-57	7-19	13-14	14	28	42	11	16	70	15	9	6	5	6	20

Technical Fouls::NONE

Shooting By Period		
1st FG%	12-27	44.4%
3PT%	3-9	33.3%
FT%	5-6	83.3%
2nd FG%	13-30	43.3%
3PT%	4-10	40.0%
FT%	8-8	100%
GM FG%	25-57	43.9%
3PT%	7-19	36.8%
FT%	13-14	92.9%

Dead Ball Rebounds: 0, 0

Virginia - 50 Record: 8-6 (1-2)

NO.	Name		Min	FG M-A	3P M-A	FT M-A	Rebounds OR	DR	TOT	Fouls PF	FD	TP	AS	TO	ST	Blocks BS	BA	+/-
2	Elijah Saunders	F	29:53	6-12	0-4	0-0	1	0	1	1	0	12	0	2	0	0	2	-6
5	Jacob Cofie	F	24:07	2-7	0-1	1-1	2	1	3	2	2	5	1	1	0	2	0	-11
4	Andrew Rohde	G	32:07	6-12	2-5	2-3	0	4	4	0	2	16	3	1	3	0	0	-18
10	Taine Murray	G	27:36	0-5	0-3	2-2	2	3	5	4	2	2	3	0	0	2	3	-11
11	Isaac McKneely	G	34:36	5-10	3-7	0-0	0	3	3	0	2	13	4	2	1	0	0	-16
0	Blake Buchanan		11:26	0-1	0-0	0-0	0	2	2	3	0	0	0	1	1	0	0	-4
7	Dai Dai Ames		10:12	0-2	0-2	0-0	0	1	1	2	1	0	0	1	0	0	0	-4
9	Ishan Sharma		16:54	1-3	0-2	0-0	0	0	0	2	1	2	2	0	0	0	0	-10
23	TJ Power		06:28	0-2	0-2	0-0	0	2	2	1	1	0	0	0	0	0	0	-11
21	Anthony Robinson		06:41	0-0	0-0	0-0	1	0	1	1	0	0	0	1	0	2	0	-9
Team							0	3	3			0		1				
Totals				20-54	5-26	5-6	6	19	25	16	11	50	13	10	5	6	5	-20

Technical Fouls::NONE

Shooting By Period		
1st FG%	11-27	40.7%
3PT%	2-12	16.7%
FT%	3-4	75%
2nd FG%	9-27	33.3%
3PT%	3-14	21.4%
FT%	2-2	100%
GM FG%	20-54	37.0%
3PT%	5-26	19.2%
FT%	5-6	83.3%

Dead Ball Rebounds: 1, 0

	LOU	UVA
Biggest lead	20 (2nd 0:45)	1 (1st 15:56)
Best Scoring Run	7(1st 8:46)	7(2nd 16:46)
Lead Changes	2	
Times Tied	5	
Time with Lead	36:59	00:22

Points from	LOU	UVA
Turnovers	10	6
Paint	36	18
Second Chance	10	5
Fast Breaks	4	4
Bench	34	2

Period by Period Scoring	1st	2nd	TOT
LOU	32	38	70
UVA	27	23	50

GAME 15 - CALIFORNIA 75, VIRGINIA 61

Official Basketball Box Score - Final
Virginia at California
01/08/25 Haas Pavilion, Berkeley
California vs. Virginia

Game Time: 8:00 PM
Game Duration: 2:06
Attendance: 3,696

Officials: Gregory Nixon, Earl Walton, Jenna Reneau

Virginia - 61 Record: 8-7 (1-3)

NO.	Name		Min	FG M-A	3P M-A	FT M-A	Rebounds OR	DR	TOT	Fouls PF	FD	TP	AS	TO	ST	Blocks BS	BA	+/-
2	Elijah Saunders	F	29:53	1-8	1-4	8-8	2	8	10	1	4	11	1	1	1	0	1	-8
5	Jacob Cofie	F	18:15	5-9	1-3	1-2	0	4	4	4	2	12	0	2	2	0	0	4
4	Andrew Rohde	G	32:47	6-13	0-3	2-2	0	4	4	4	1	14	6	1	2	0	0	-11
10	Taine Murray	G	19:01	1-3	1-1	0-0	0	1	1	4	1	3	0	2	0	0	0	-7
11	Isaac McKneely	G	37:02	1-8	1-4	0-1	1	1	2	2	4	3	1	1	1	0	2	-8
0	Blake Buchanan		17:28	1-5	0-0	4-4	5	0	5	2	2	6	0	0	0	0	1	-10
7	Dai Dai Ames		03:57	0-2	0-1	0-0	0	0	0	2	0	0	0	0	0	0	0	-9
23	TJ Power		12:21	0-1	0-0	0-0	0	1	1	1	0	0	1	1	0	0	0	-8
9	Ishan Sharma		24:59	3-8	3-7	0-0	0	0	0	2	0	9	2	0	0	0	1	-5
21	Anthony Robinson		04:17	1-1	0-0	1-1	0	1	1	1	2	3	0	0	0	0	0	-8
Team							3	2	5			0		0				
Totals				19-58	7-23	16-18	11	22	33	23	16	61	11	8	6	0	5	-14

Technical Fouls::NONE

Shooting By Period		
1st FG%	10-27	37.0%
3PT%	4-10	40.0%
FT%	8-8	100%
2nd FG%	9-31	29.0%
3PT%	3-13	23.1%
FT%	8-10	80%
GM FG%	19-58	32.8%
3PT%	7-23	30.4%
FT%	16-18	88.9%

Dead Ball Rebounds: 1, 0

California - 75 Record: 8-7 (1-3)

NO.	Name		Min	FG M-A	3P M-A	FT M-A	Rebounds OR	DR	TOT	Fouls PF	FD	TP	AS	TO	ST	Blocks BS	BA	+/-
31	Rytis Petraitis	F	18:26	2-5	0-0	0-0	1	1	2	1	1	4	0	0	2	0	0	6
12	Mady Sissoko	C	28:11	2-4	0-0	5-5	4	7	11	2	4	9	0	0	0	4	0	4
2	Andrej Stojakovic	G	34:51	6-11	0-0	11-13	0	4	4	2	7	23	3	4	0	1	0	14
3	DJ Campbell	G	32:45	3-8	1-3	4-4	1	3	4	1	2	11	3	3	0	0	0	10
10	Jovan Blacksher Jr.	G	26:24	1-7	1-4	1-3	0	2	2	2	2	4	0	0	0	0	0	3
34	Lee Dort		11:49	1-1	0-0	0-0	0	4	4	3	1	2	0	0	1	0	0	10
0	Jeremiah Wilkinson		19:25	3-9	1-4	3-4	1	1	2	2	3	10	0	2	0	0	0	13
7	Spencer Mahoney		04:02	0-0	0-0	0-0	0	1	1	0	0	0	0	0	0	0	0	4
1	Joshua Ola-Joseph		20:14	3-5	1-2	3-4	3	4	7	3	3	10	0	0	0	0	0	5
22	Christian Tucker		03:53	1-1	0-0	0-0	0	0	0	0	0	2	0	0	0	0	0	1
Team							1	2	3			0		1				
Totals				22-51	4-13	27-33	11	29	40	16	23	75	6	10	3	5	0	14

Technical Fouls::NONE

Shooting By Period		
1st FG%	12-30	40.0%
3PT%	4-9	44.4%
FT%	7-8	87.5%
2nd FG%	10-21	47.6%
3PT%	0-4	0.0%
FT%	20-25	80%
GM FG%	22-51	43.1%
3PT%	4-13	30.8%
FT%	27-33	81.8%

Dead Ball Rebounds: 2, 0

	UVA	Cal
Biggest lead	8 (1st 15:07)	17 (2nd 9:53)
Best Scoring Run	11(1st 15:07)	10(1st 12:15)
Lead Changes	8	
Times Tied	5	
Time with Lead	11:15	27:48

Points from	UVA	Cal
Turnovers	6	7
Paint	20	30
Second Chance	12	12
Fast Breaks	4	13
Bench	18	24

Period by Period Scoring	1st	2nd	TOT
UVA	32	29	61
Cal	35	40	75

GAME 16 - STANFORD 88, VIRGINIA 65

Official Basketball Box Score - Final
Virginia at Stanford
01/11/25 Maples Pavilion, Stanford
2024-25 Men's Basketball

Game Time: 1:00 PM
Game Duration: 2:06
Attendance: 4,504

Officials: AJ Desai, Trey Styons, Jason Garretson

Virginia - 65 Record: 8-8 (1-4)

NO.	Name		Min	FG M-A	3P M-A	FT M-A	Rebounds OR	DR	TOT	Fouls PF	FD	TP	AS	TO	ST	Blocks BS	BA	+/-
2	Elijah Saunders	F	27:05	3-8	1-2	2-2	0	5	5	3	1	9	0	3	0	0	0	-11
5	Jacob Cofie	F	25:58	4-7	0-0	3-4	3	2	5	4	4	11	1	0	1	0	1	-30
4	Andrew Rohde	G	20:49	2-4	1-2	0-0	1	0	1	1	0	5	5	2	0	0	0	-13
9	Ishan Sharma	G	32:25	2-4	2-4	0-0	1	2	3	2	0	6	3	2	0	0	0	-14
11	Isaac McKneely	G	35:57	7-14	5-11	3-4	0	2	2	0	6	22	3	1	0	0	0	-13
0	Blake Buchanan		20:54	1-2	0-0	0-0	0	3	3	3	1	2	1	1	0	1	0	-3
7	Dai Dai Ames		13:55	2-5	1-1	0-0	0	0	0	0	0	5	0	0	1	0	0	-11
21	Anthony Robinson		06:03	0-0	0-0	0-0	0	1	1	3	0	0	0	1	0	0	0	-2
10	Taine Murray		09:31	0-1	0-1	1-2	0	1	1	1	2	1	0	1	1	0	0	-13
23	TJ Power		07:23	0-0	0-0	4-4	0	0	0	0	2	4	0	1	0	0	0	-5
Team							1	1	2			0		0				
Totals				21-45	10-21	13-16	6	17	23	17	16	65	13	12	2	1	1	-23

Technical Fouls::NONE

Shooting By Period		
1st FG%	11-24	45.8%
3PT%	6-12	50.0%
FT%	2-3	66.7%
2nd FG%	10-21	47.6%
3PT%	4-9	44.4%
FT%	11-13	84.6%
GM FG%	21-45	46.7%
3PT%	10-21	47.6%
FT%	13-16	81.3%

Dead Ball Rebounds: 1, 0

Stanford - 88 Record: 11-5 (3-2)

NO.	Name		Min	FG M-A	3P M-A	FT M-A	Rebounds OR	DR	TOT	Fouls PF	FD	TP	AS	TO	ST	Blocks BS	BA	+/-
2	Donavin Young	F	16:26	3-3	1-1	1-1	0	1	1	0	2	8	0	0	0	0	0	6
42	Maxime Raynaud	F	32:22	8-17	0-4	8-9	4	6	10	2	6	24	3	1	0	0	0	15
4	Oziyah Sellers	G	27:40	6-12	3-6	0-0	0	2	2	4	0	15	1	1	1	1	0	13
11	Ryan Agarwal	G	32:10	3-8	1-4	2-2	2	5	7	1	3	9	6	0	0	0	0	16
21	Jaylen Blakes	G	29:47	3-9	2-5	2-2	1	0	1	4	2	10	3	3	3	0	1	9
5	Benny Gealer		26:09	2-4	2-3	0-0	0	1	1	3	0	6	1	0	0	0	0	23
33	Evan Stinson		01:44	0-0	0-0	0-0	0	0	0	1	0	0	0	0	0	0	0	4
52	Aidan Cammann		11:35	3-3	0-0	3-3	2	1	3	0	3	9	0	0	1	0	0	19
3	Tallis Toure		02:08	0-0	0-0	0-0	0	0	0	0	0	0	0	0	0	0	0	0
10	Chisom Okpara		14:59	2-4	1-1	0-0	0	1	1	1	1	5	2	0	3	0	0	2
0	Anthony Batson Jr.		01:15	0-0	0-0	0-0	0	0	0	0	0	0	0	1	0	0	0	2
9	Cole Kastner		01:15	0-0	0-0	0-0	0	1	1	0	0	0	0	0	0	0	0	2
20	Cameron Grant		01:15	0-0	0-0	0-0	0	0	0	0	0	0	0	0	0	0	0	2
24	Jaylen Thompson		01:15	1-1	0-0	0-0	0	0	0	0	0	2	0	0	0	0	0	2
Team							5	2	7			0		0				
Totals				31-61	10-24	16-17	14	20	34	16	17	88	16	6	8	1	1	23

Technical Fouls::NONE

Shooting By Period		
1st FG%	15-30	50.0%
3PT%	6-14	42.9%
FT%	4-4	100%
2nd FG%	16-31	51.6%
3PT%	4-10	40.0%
FT%	12-13	92.3%
GM FG%	31-61	50.8%
3PT%	10-24	41.7%
FT%	16-17	94.1%

Dead Ball Rebounds: 0, 0

	UVA	STAN
Biggest lead	3 (1st 12:36)	23 (2nd 0:16)
Best Scoring Run	7(2nd 6:24)	11(2nd 2:06)
Lead Changes	8	
Times Tied	2	
Time with Lead	03:10	35:44

Points from	UVA	STAN
Turnovers	4	22
Paint	12	40
Second Chance	8	19
Fast Breaks	3	6
Bench	12	22

Period by Period Scoring	1st	2nd	TOT
UVA	30	35	65
STAN	40	48	88

GAME 17 - SMU 54, VIRGINIA 52

Official Basketball Box Score - Final
SMU at Virginia
01/15/25 John Paul Jones Arena, Charlottesville
Virginia vs SMU Men's Basketball

Game Time: 9:00 PM
Game Duration: 2:01
Attendance: 13,554

Officials: Ron Groover, Tony Chiazza, Michael Greenstein

SMU - 54 Record: 13-4 (4-2)

NO.	Name		Min	FG M-A	3P M-A	FT M-A	Rebounds OR	DR	TOT	Fouls PF	FD	TP	AS	TO	ST	Blocks BS	BA	+/-
33	Matt Cross	F	23:44	0-2	0-1	0-1	1	5	6	4	2	0	0	3	0	0	1	-3
24	Samet Yigitoglu	C	30:03	5-6	0-0	0-2	1	5	6	1	1	10	1	2	0	1	0	-6
0	B.J. Edwards	G	33:41	3-8	1-3	1-2	2	3	5	3	2	8	1	2	2	0	1	6
2	Boopie Miller	G	33:34	5-14	2-4	0-0	1	5	6	1	2	12	4	1	1	0	0	4
3	Chuck Harris	G	28:36	5-14	2-9	0-0	1	2	3	4	3	12	1	1	1	0	2	2
8	Kario Oquendo		22:46	2-6	0-4	2-2	0	2	2	1	3	6	2	1	2	0	0	-6
21	Yohan Traore		12:18	1-1	0-0	0-0	2	1	3	0	1	2	1	1	0	0	0	6
22	Keon Ambrose-Hylton		14:34	2-2	0-0	0-0	0	4	4	3	0	4	1	1	0	0	0	6
5	Tibet Gorener		00:31	0-0	0-0	0-0	0	1	1	0	0	0	1	0	0	0	0	1
20	Jerrell Colbert		00:13	0-0	0-0	0-0	0	0	0	0	0	0	0	0	0	0	0	0
Team							0	3	3			0		0				
Totals				23-53	5-21	3-7	8	31	39	17	14	54	12	12	6	1	4	2

Technical Fouls::NONE

Shooting By Period		
1st FG%	13-29	44.8%
3PT%	1-12	8.3%
FT%	0-2	0%
2nd FG%	10-24	41.7%
3PT%	4-9	44.4%
FT%	3-5	60%
GM FG%	23-53	43.4%
3PT%	5-21	23.8%
FT%	3-7	42.9%

Dead Ball Rebounds: 1, 0

Virginia - 52 Record: 8-9 (1-5)

NO.	Name		Min	FG M-A	3P M-A	FT M-A	Rebounds OR	DR	TOT	Fouls PF	FD	TP	AS	TO	ST	Blocks BS	BA	+/-
2	Elijah Saunders	F	25:56	3-8	2-3	0-0	0	3	3	1	1	8	1	1	1	2	0	-8
5	Jacob Cofie	F	17:54	2-5	0-2	0-0	1	2	3	3	2	4	1	2	2	0	0	1
4	Andrew Rohde	G	34:59	1-9	0-6	1-2	1	1	2	2	1	3	4	0	3	0	0	-5
7	Dai Dai Ames	G	27:48	3-6	0-2	0-0	0	0	0	2	0	6	2	1	0	0	0	3
11	Isaac McKneely	G	31:56	1-9	0-6	4-4	0	3	3	2	3	6	4	2	0	0	0	-6
0	Blake Buchanan		26:56	5-7	0-0	1-1	3	12	15	1	4	11	2	2	1	2	1	5
9	Ishan Sharma		18:20	2-7	2-7	4-4	0	1	1	2	4	10	0	0	0	0	0	14
10	Taine Murray		07:03	0-0	0-0	2-4	0	0	0	1	2	2	1	0	0	0	0	-12
21	Anthony Robinson		09:08	1-1	0-0	0-0	0	1	1	0	0	2	0	0	1	0	0	-2
Team							0	2	2			0		0				
Totals				18-52	4-26	12-15	5	25	30	14	17	52	15	8	8	4	1	-2

Technical Fouls::NONE

Shooting By Period		
1st FG%	9-26	34.6%
3PT%	3-15	20.0%
FT%	4-4	100%
2nd FG%	9-26	34.6%
3PT%	1-11	9.1%
FT%	8-11	72.7%
GM FG%	18-52	34.6%
3PT%	4-26	15.4%
FT%	12-15	80.0%

Dead Ball Rebounds: 1, 0

	SMU	UVA
Biggest lead	8 (2nd 8:47)	5 (2nd 0:31)
Best Scoring Run	8(1st 8:54)	12(2nd 0:31)
Lead Changes	6	
Times Tied	5	
Time with Lead	31:43	04:22

Points from	SMU	UVA
Turnovers	7	16
Paint	36	24
Second Chance	6	4
Fast Breaks	9	4
Bench	12	25

Period by Period Scoring	1st	2nd	TOT
SMU	27	27	54
UVA	25	27	52

GAME 18 - LOUISVILLE 81, VIRGINIA 67

Official Basketball Box Score - Final
Virginia at Louisville
01/18/25 KFC Yum! Center, Louisville
2024-25 Men's Basketball

Game Time: 12:01 PM
Game Duration: 2:05
Attendance: 18,233

Officials: Ted Valentine, Sean Hull, Kellen Milner

Virginia - 67 Record: 8-10 (1-6)

NO.	Name		Min	FG M-A	3P M-A	FT M-A	Rebounds OR	DR	TOT	Fouls PF	FD	TP	AS	TO	ST	Blocks BS	BA	+/-
2	Elijah Saunders	F	33:04	6-13	3-6	4-7	0	10	10	4	5	19	1	4	1	0	1	-17
5	Jacob Cofie	F	09:39	1-3	0-1	0-1	0	1	1	1	1	2	0	1	0	0	1	-8
4	Andrew Rohde	G	34:32	3-10	1-4	0-0	2	1	3	1	0	7	4	2	1	0	0	-22
7	Dai Dai Ames	G	27:47	2-4	0-1	0-0	0	1	1	4	1	4	4	2	2	2	0	-5
11	Isaac McKneely	G	33:02	4-9	1-5	1-1	0	0	0	1	2	10	4	1	1	0	0	-17
0	Blake Buchanan		19:30	3-5	0-0	3-5	1	4	5	3	3	9	0	1	0	1	1	-7
9	Ishan Sharma		23:16	2-4	2-3	0-0	0	3	3	4	0	6	1	1	0	0	0	-2
10	Taine Murray		03:34	1-1	1-1	0-0	0	0	0	0	0	3	0	0	0	0	0	0
21	Anthony Robinson		14:13	2-2	0-0	3-5	1	4	5	3	4	7	0	2	0	0	0	4
23	TJ Power		01:23	0-0	0-0	0-0	0	0	0	0	0	0	0	0	0	0	0	4
Team							1	1	2			0		1				
Totals				24-51	8-21	11-19	5	25	30	21	16	67	14	15	5	3	3	-14

Technical Fouls::NONE

Shooting By Period		
1st FG%	11-31	35.5%
3PT%	2-10	20.0%
FT%	4-6	66.7%
2nd FG%	13-20	65.0%
3PT%	6-11	54.5%
FT%	7-13	53.8%
GM FG%	24-51	47.1%
3PT%	8-21	38.1%
FT%	11-19	57.9%

Dead Ball Rebounds: 4, 0

Louisville - 81 Record: 14-5 (7-1)

NO.	Name		Min	FG M-A	3P M-A	FT M-A	Rebounds OR	DR	TOT	Fouls PF	FD	TP	AS	TO	ST	Blocks BS	BA	+/-
0	James Scott	F	28:32	5-7	0-0	2-3	3	7	10	3	3	12	1	2	0	1	0	16
1	J'Vonne Hadley	G	34:19	5-8	1-1	2-3	2	1	3	3	3	13	1	1	1	0	0	17
5	Terrence Edwards Jr.	G	32:54	6-13	0-5	4-5	1	5	6	2	3	16	1	1	1	0	1	14
6	Reyne Smith	G	31:40	4-11	4-11	7-7	0	4	4	0	4	19	0	0	0	0	1	23
24	Chucky Hepburn	G	33:41	2-13	0-4	4-4	1	2	3	1	4	8	8	1	4	0	1	14
9	Khani Rooths		17:25	1-3	1-1	2-2	0	1	1	1	2	5	0	0	0	0	0	2
25	Aboubacar Traore		11:37	3-4	0-0	1-1	1	2	3	4	1	7	0	2	2	1	0	-2
13	Frank Anselem-Ibe		06:10	0-0	0-0	1-2	0	3	3	2	1	1	0	0	0	1	0	-2
4	Cole Sherman		01:14	0-1	0-1	0-0	0	0	0	0	0	0	0	0	0	0	0	-4
33	Aidan McCool		01:14	0-0	0-0	0-0	0	0	0	0	0	0	0	0	0	0	0	-4
55	Spencer Legg		01:14	0-0	0-0	0-0	0	0	0	0	0	0	0	0	0	0	0	-4
Team							2	1	3			0		0				
Totals				26-60	6-23	23-27	10	26	36	16	21	81	11	7	8	3	3	14

Technical Fouls::NONE

Shooting By Period		
1st FG%	13-28	46.4%
3PT%	4-11	36.4%
FT%	9-12	75%
2nd FG%	13-32	40.6%
3PT%	2-12	16.7%
FT%	14-15	93.3%
GM FG%	26-60	43.3%
3PT%	6-23	26.1%
FT%	23-27	85.2%

Dead Ball Rebounds: 3, 0

	UVA	LOU
Biggest lead	0 (1st 20:00)	21 (2nd 12:23)
Best Scoring Run	7(2nd 10:34)	6(1st 10:11)
Lead Changes	0	
Times Tied	0	
Time with Lead	00:00	39:38

Points from	UVA	LOU
Turnovers	7	20
Paint	28	38
Second Chance	8	13
Fast Breaks	0	4
Bench	25	13

Period by Period Scoring	1st	2nd	TOT
UVA	28	39	67
LOU	39	42	81

GAME 19 - VIRGINIA 74, BOSTON COLLEGE 56

Official Basketball Box Score - Final
Boston College at Virginia
01/21/25 John Paul Jones Arena, Charlottesville
Virginia vs Boston College Men's Basketball

Game Time: 7:00 PM
Game Duration: 1:52
Attendance: 13,481

Officials: Roger Ayers, Gregory Nixon, Courtney Green

Boston College - 56 Record: 9-10 (1-7)

NO.	Name		Min	FG M-A	3P M-A	FT M-A	Rebounds OR	DR	TOT	Fouls PF	FD	TP	AS	TO	ST	Blocks BS	BA	+/-
32	Chad Venning	F	29:12	6-11	0-0	2-2	0	5	5	2	2	14	0	1	0	0	2	-12
1	Dion Brown	G	22:01	5-9	1-4	0-0	2	4	6	2	2	11	1	3	1	0	0	-9
3	Roger McFarlane	G	19:56	1-4	0-2	0-0	0	2	2	0	0	2	0	3	0	0	0	-18
7	Joshua Beadle	G	24:11	1-5	0-0	0-0	1	0	1	1	0	2	4	3	0	0	1	-4
13	Donald Hand Jr.	G	22:15	1-2	1-2	2-2	0	3	3	2	2	5	3	0	1	0	0	-18
5	Fred Payne		28:51	7-10	2-5	1-1	0	0	0	1	1	17	1	1	3	0	0	-3
22	Jayden Hastings		15:06	1-2	0-0	0-1	0	1	1	4	1	2	0	1	0	0	0	-2
00	Chas Kelley III		15:25	0-1	0-1	3-4	0	2	2	0	2	3	2	1	0	0	0	-2
10	Luka Toews		10:35	0-2	0-0	0-0	0	0	0	1	1	0	1	2	0	0	0	-14
8	Kany Tchanda		12:28	0-1	0-1	0-0	0	0	0	1	0	0	0	0	0	0	0	-8
Team							1	2	3			0		0				
Totals				22-47	4-15	8-10	4	19	23	14	11	56	12	15	5	0	3	-18

Technical Fouls::NONE

Shooting By Period		
1st FG%	10-23	43.5%
3PT%	1-7	14.3%
FT%	2-2	100%
2nd FG%	12-24	50.0%
3PT%	3-8	37.5%
FT%	6-8	75%
GM FG%	22-47	46.8%
3PT%	4-15	26.7%
FT%	8-10	80.0%

Dead Ball Rebounds: 0, 0

Virginia - 74 Record: 9-10 (2-6)

NO.	Name		Min	FG M-A	3P M-A	FT M-A	Rebounds OR	DR	TOT	Fouls PF	FD	TP	AS	TO	ST	Blocks BS	BA	+/-
2	Elijah Saunders	F	19:49	4-7	2-2	0-0	1	5	6	1	0	10	1	1	1	0	0	17
5	Jacob Cofie	F	17:16	1-4	0-0	0-0	1	5	6	1	2	2	1	1	1	1	0	10
4	Andrew Rohde	G	29:47	5-6	2-2	4-4	1	3	4	2	3	16	6	0	0	0	0	19
7	Dai Dai Ames	G	25:04	1-4	0-2	1-2	0	0	0	1	2	3	4	2	2	0	0	5
11	Isaac McKneely	G	29:16	7-10	6-9	1-1	0	0	0	2	2	21	1	2	2	0	0	17
0	Blake Buchanan		21:25	3-5	0-0	1-3	1	5	6	1	3	7	0	0	1	1	0	10
9	Ishan Sharma		19:51	2-8	1-4	2-2	0	0	0	1	1	7	0	0	1	0	0	9
21	Anthony Robinson		14:16	2-2	0-0	0-0	2	2	4	1	0	4	2	1	0	1	0	6
10	Taine Murray		11:59	1-3	0-0	0-0	1	0	1	0	0	2	2	1	2	0	0	3
23	TJ Power		10:53	0-1	0-1	2-2	0	1	1	1	1	2	0	2	0	0	0	-6
42	Markus Rouse		00:24	0-0	0-0	0-0	0	0	0	0	0	0	0	0	0	0	0	0
Team							0	2	2			0		1				
Totals				26-50	11-20	11-14	7	23	30	11	14	74	17	11	10	3	0	18

Technical Fouls::NONE

Shooting By Period		
1st FG%	16-29	55.2%
3PT%	9-15	60.0%
FT%	0-0	0%
2nd FG%	10-21	47.6%
3PT%	2-5	40.0%
FT%	11-14	78.6%
GM FG%	26-50	52.0%
3PT%	11-20	55.0%
FT%	11-14	78.6%

Dead Ball Rebounds: 1, 0

	BCE	UVA
Biggest lead	0 (1st 20:00)	26 (2nd 6:59)
Best Scoring Run	6(2nd 5:50)	8(1st 8:12)
Lead Changes	0	
Times Tied	0	
Time with Lead	00:00	38:45

Points from	BCE	UVA
Turnovers	14	11
Paint	34	30
Second Chance	4	12
Fast Breaks	9	4
Bench	22	22

Period by Period Scoring	1st	2nd	TOT
BCE	23	33	56
UVA	41	33	74

Game Notes:13 BC Ejected flagrant 2, 16:31 ♦ 2 UVA Ejected flagrant 2, 15:43 ♦

GAME 20 - NOTRE DAME 74, VIRGINIA 59

Official Basketball Box Score - Final
Notre Dame at Virginia
01/25/25 John Paul Jones Arena, Charlottesville
Virginia vs Notre Dame Men's Basketball

Game Time: 6:30 PM
Game Duration: 1:52
Attendance: 14,637

Officials: Ron Groover, Jerry Heater, Nathan Farrell

Notre Dame - 74 Record: 9-10 (3-5)

NO.	Name		Min	FG M-A	3P M-A	FT M-A	Rebounds OR	DR	TOT	Fouls PF	FD	TP	AS	TO	ST	Blocks BS	BA	+/-
7	Tae Davis	F	33:26	6-11	1-1	3-5	2	4	6	0	4	16	5	1	2	0	0	15
14	Kebba Njie	F	26:33	2-5	1-1	2-2	2	5	7	3	2	7	2	1	0	1	1	33
3	Markus Burton	G	30:18	7-14	4-6	3-4	0	2	2	2	4	21	3	0	1	0	3	23
11	Braeden Shrewsberry	G	31:36	5-12	3-8	0-0	0	1	1	0	1	13	3	0	0	0	0	25
41	Matt Allocco	G	32:38	3-7	2-3	0-0	0	6	6	1	1	8	2	2	2	1	0	12
1	Julian Roper II		10:40	1-2	1-2	0-0	0	3	3	2	0	3	0	1	0	0	0	-10
20	J.R. Konieczny		08:41	0-1	0-1	0-0	0	1	1	0	0	0	0	0	0	0	0	-2
25	Nikita Konstantynovskyi		11:54	2-2	0-0	0-0	2	5	7	2	0	4	1	1	0	0	0	-12
2	Logan Imes		03:40	0-0	0-0	0-0	1	0	1	0	0	0	0	0	0	0	0	1
4	Sir Mohammed		09:01	1-2	0-1	0-0	0	0	0	0	0	2	1	0	0	0	0	-4
21	Burke Chebuhar		01:33	0-0	0-0	0-0	0	0	0	0	0	0	0	0	0	0	0	-6
Team							3	2	5			0		1				
Totals				27-56	12-23	8-11	10	29	39	10	12	74	17	7	5	2	4	15

Technical Fouls::NONE

Shooting By Period		
1st FG%	14-34	41.2%
3PT%	7-15	46.7%
FT%	4-4	100%
2nd FG%	13-22	59.1%
3PT%	5-8	62.5%
FT%	4-7	57.1%
GM FG%	27-56	48.2%
3PT%	12-23	52.2%
FT%	8-11	72.7%

Dead Ball Rebounds: 2, 0

Virginia - 59 Record: 9-11 (2-7)

NO.	Name		Min	FG M-A	3P M-A	FT M-A	Rebounds OR	DR	TOT	Fouls PF	FD	TP	AS	TO	ST	Blocks BS	BA	+/-
2	Elijah Saunders	F	33:24	4-11	1-3	0-1	3	3	6	2	1	9	1	1	1	1	1	-18
5	Jacob Cofie	F	25:09	7-13	1-2	2-2	2	4	6	3	4	17	1	1	1	0	0	5
4	Andrew Rohde	G	29:12	1-8	1-3	0-0	1	3	4	0	1	3	2	1	0	1	0	-9
7	Dai Dai Ames	G	28:07	3-5	2-3	0-0	0	1	1	4	0	8	4	0	1	1	0	-12
11	Isaac McKneely	G	34:43	5-11	4-10	0-0	0	3	3	2	1	14	3	1	0	0	0	-22
0	Blake Buchanan		19:33	1-3	0-0	0-0	0	3	3	1	1	2	1	0	0	1	1	-16
10	Taine Murray		17:57	1-3	1-1	0-0	0	0	0	0	1	3	2	1	0	0	0	7
23	TJ Power		06:15	0-1	0-1	0-0	0	0	0	0	0	0	0	0	0	0	0	-5
21	Anthony Robinson		05:40	1-2	0-0	1-2	0	1	1	0	1	3	0	1	0	0	0	-5
Team							1	2	3			0		0				
Totals				23-57	10-23	3-5	7	20	27	12	10	59	14	6	3	4	2	-15

Technical Fouls::NONE

Shooting By Period		
1st FG%	11-29	37.9%
3PT%	5-12	41.7%
FT%	0-0	0%
2nd FG%	12-28	42.9%
3PT%	5-11	45.5%
FT%	3-5	60%
GM FG%	23-57	40.4%
3PT%	10-23	43.5%
FT%	3-5	60.0%

Dead Ball Rebounds: 0, 0

	UND	UVA
Biggest lead	27 (2nd 8:11)	0 (1st 20:00)
Best Scoring Run	9(1st 13:39)	10(2nd 5:41)
Lead Changes	0	
Times Tied	0	
Time with Lead	38:13	00:00

Points from	UND	UVA
Turnovers	12	10
Paint	28	24
Second Chance	7	11
Fast Breaks	5	3
Bench	9	8

Period by Period Scoring	1st	2nd	TOT
UND	39	35	74
UVA	27	32	59

GAME 21 - VIRGINIA 82, MIAMI 71

Official Basketball Box Score - Final
Virginia at Miami (FL)
01/29/25 Watsco Center, Coral Gables, Fla.
2024-25 Men's Basketball

Game Time: 7:00 PM
Game Duration: 2:01
Attendance: 5,509

Officials: Ted Valentine, Pat Driscoll, Eric Lewis

Virginia - 82 — **Record: 10-11 (3-7)**

NO.	Name		Min	FG M-A	3P M-A	FT M-A	Rebounds OR	DR	TOT	Fouls PF	FD	TP	AS	TO	ST	Blocks BS	BA	+/-
0	Blake Buchanan	F	33:03	6-8	0-0	4-6	5	4	9	1	3	16	2	0	0	1	0	2
5	Jacob Cofie	F	24:60	2-4	0-0	5-6	1	6	7	3	3	9	2	0	1	0	0	7
7	Dai Dai Ames	G	26:12	2-6	1-3	0-0	1	0	1	4	0	5	3	2	2	0	1	12
10	Taine Murray	G	36:18	8-12	4-6	0-0	0	1	1	4	0	20	7	1	0	1	0	9
11	Isaac McKneely	G	37:36	9-17	6-12	2-2	0	2	2	4	4	26	3	1	2	0	1	11
9	Ishan Sharma		18:39	0-2	0-2	4-4	0	3	3	1	2	4	1	1	0	0	0	0
21	Anthony Robinson		11:05	1-1	0-0	0-2	0	2	2	1	2	2	0	1	1	1	0	9
23	TJ Power		12:07	0-1	0-1	0-0	0	0	0	0	0	0	2	1	0	0	0	5
Team							2	0	2			0		0				
Totals				28-51	11-24	15-20	9	18	27	18	14	82	20	7	6	3	2	11

Shooting By Period		
1st FG%	17-29	58.6%
3PT%	6-15	40.0%
FT%	0-0	0%
2nd FG%	11-22	50.0%
3PT%	5-9	55.6%
FT%	15-20	75%
GM FG%	28-51	54.9%
3PT%	11-24	45.8%
FT%	15-20	75.0%

Dead Ball Rebounds: 4, 0

Technical Fouls::NONE

Miami (FL) - 71 — **Record: 4-17 (0-10)**

NO.	Name		Min	FG M-A	3P M-A	FT M-A	Rebounds OR	DR	TOT	Fouls PF	FD	TP	AS	TO	ST	Blocks BS	BA	+/-
2	Brandon Johnson	F	33:52	4-8	2-4	3-4	3	4	7	4	3	13	2	1	2	1	1	0
0	Matthew Cleveland	G	36:34	10-17	0-4	7-8	1	3	4	1	5	27	2	2	0	1	1	0
3	Jalil Bethea	G	14:33	2-5	1-2	0-0	0	2	2	1	0	5	0	2	0	0	0	-2
10	Paul Djobet	G	20:43	0-1	0-1	0-0	0	1	1	0	0	0	1	1	0	0	0	-12
11	A.J. Staton-McCray	G	19:03	2-4	1-2	0-0	0	0	0	0	1	5	2	1	2	0	0	-3
15	Kiree Huie		04:45	1-1	0-0	0-0	0	1	1	0	0	2	0	0	0	0	0	-1
99	Divine Ugochukwu		27:36	1-3	0-1	4-6	0	2	2	5	7	6	4	2	1	0	1	-5
1	Lynn Kidd		20:40	3-5	0-0	1-2	3	0	3	2	1	7	2	2	0	0	0	-9
5	Jalen Blackmon		03:26	0-0	0-0	0-0	0	0	0	0	1	0	0	0	0	0	0	-11
23	Austin Swartz		18:48	2-5	2-5	0-0	0	1	1	1	0	6	0	0	0	0	0	-12
Team							2	1	3			0		0				
Totals				25-49	6-19	15-20	9	15	24	14	18	71	12	11	6	2	3	-11

Shooting By Period		
1st FG%	12-23	52.2%
3PT%	3-8	37.5%
FT%	2-3	66.7%
2nd FG%	13-26	50.0%
3PT%	3-11	27.3%
FT%	13-17	76.5%
GM FG%	25-49	51.0%
3PT%	6-19	31.6%
FT%	15-20	75.0%

Dead Ball Rebounds: 2, 0

Technical Fouls::NONE

	UVA	MIA
Biggest lead	15 (1st 1:55)	5 (1st 14:01)
Best Scoring Run	14(1st 8:26)	6(1st 15:27)
Lead Changes	2	
Times Tied	1	
Time with Lead	32:28	04:02

Points from	UVA	MIA
Turnovers	18	11
Paint	24	32
Second Chance	12	12
Fast Breaks	0	4
Bench	6	21

Period by Period Scoring	1st	2nd	TOT
UVA	40	42	82
MIA	29	42	71

GAME 22 - VIRGINIA TECH 75, VIRGINIA 74

Official Basketball Box Score - Final
Virginia Tech at Virginia
02/01/25 John Paul Jones Arena, Charlottesville
Virginia vs Virginia Tech Men's Basketball

Game Time: 4:00 PM
Game Duration: 2:04
Attendance: 14,637

Officials: Bill Covington, Jr., Sean Hull, Michael Kitts

Virginia Tech - 75 — **Record: 10-12 (5-6)**

NO.	Name		Min	FG M-A	3P M-A	FT M-A	Rebounds OR	DR	TOT	Fouls PF	FD	TP	AS	TO	ST	Blocks BS	BA	+/-
1	Tobi Lawal	F	23:00	6-12	1-3	4-6	1	4	5	4	6	17	0	1	0	0	2	-3
34	Mylyjael Poteat	F	22:26	2-4	0-0	3-6	0	2	2	1	3	7	3	1	0	2	0	3
2	Jaden Schutt	G	33:43	6-11	4-8	2-2	0	5	5	3	0	18	1	2	0	0	0	-1
10	Tyler Johnson	G	25:15	2-2	1-1	0-0	1	3	4	2	0	5	2	1	0	1	0	0
11	Ben Hammond	G	29:23	2-3	0-0	2-4	0	1	1	3	3	6	2	0	0	0	0	-5
13	Ben Burnham		27:17	3-10	2-4	0-0	2	4	6	1	0	8	0	1	1	1	2	3
5	Patrick Wessler		07:17	1-1	0-0	2-2	2	2	4	1	3	4	0	0	0	0	0	-1
7	Brandon Rechsteiner		11:08	1-1	1-1	0-0	0	0	0	3	0	3	3	1	1	0	0	6
3	Jaydon Young		16:27	2-4	2-4	1-3	0	3	3	0	2	7	0	0	0	0	0	4
4	Rodney Brown Jr.		04:04	0-0	0-0	0-0	0	0	0	0	0	0	1	0	0	0	0	-1
Team							0	1	1			0		0				
Totals				25-48	11-21	14-23	6	25	31	18	17	75	12	7	2	4	4	1

Shooting By Period		
1st FG%	12-24	50.0%
3PT%	5-9	55.6%
FT%	9-10	90%
2nd FG%	13-24	54.2%
3PT%	6-12	50.0%
FT%	5-13	38.5%
GM FG%	25-48	52.1%
3PT%	11-21	52.4%
FT%	14-23	60.9%

Dead Ball Rebounds: 2, 0

Technical Fouls::NONE

Virginia - 74 — **Record: 10-12 (3-8)**

NO.	Name		Min	FG M-A	3P M-A	FT M-A	Rebounds OR	DR	TOT	Fouls PF	FD	TP	AS	TO	ST	Blocks BS	BA	+/-
0	Blake Buchanan	F	15:18	2-2	0-0	0-1	0	4	4	3	1	4	0	1	0	1	0	-7
5	Jacob Cofie	F	26:48	1-6	0-1	2-2	3	3	6	2	4	4	1	1	2	2	2	-4
7	Dai Dai Ames	G	27:33	5-8	0-2	1-1	0	2	2	4	1	11	1	1	0	0	0	-4
10	Taine Murray	G	29:19	4-8	2-3	0-0	0	6	6	1	1	10	2	0	0	1	1	5
11	Isaac McKneely	G	37:16	5-10	2-7	7-9	0	2	2	0	4	19	7	0	0	0	0	6
4	Andrew Rohde		31:48	4-11	2-5	2-2	0	2	2	2	4	12	7	0	1	0	1	-1
21	Anthony Robinson		14:38	2-3	0-0	2-3	0	4	4	4	3	6	0	0	0	0	0	8
23	TJ Power		03:53	0-1	0-1	0-0	2	0	2	1	0	0	1	0	0	0	0	-2
9	Ishan Sharma		13:27	3-5	2-4	0-0	0	0	0	0	0	8	0	0	0	0	0	-6
Team							1	1	2			0		1				
Totals				26-54	8-23	14-18	6	24	30	18	18	74	19	4	3	4	4	-1

Shooting By Period		
1st FG%	12-29	41.4%
3PT%	5-13	38.5%
FT%	2-3	66.7%
2nd FG%	14-25	56.0%
3PT%	3-10	30.0%
FT%	12-15	80%
GM FG%	26-54	48.1%
3PT%	8-23	34.8%
FT%	14-18	77.8%

Dead Ball Rebounds: 1, 0

Technical Fouls: Coach 1st 15:54

	VAT	UVA
Biggest lead	13 (2nd 6:32)	3 (1st 17:23)
Best Scoring Run	9(2nd 6:32)	7(2nd 4:07)
Lead Changes	5	
Times Tied	4	
Time with Lead	35:44	01:59

Points from	VAT	UVA
Turnovers	5	11
Paint	24	26
Second Chance	9	5
Fast Breaks	1	12
Bench	22	26

Period by Period Scoring	1st	2nd	TOT
VAT	38	37	75
UVA	31	43	74

Game Notes: Tech on UVA Coach at 15:54 coming onto the court early for TO ♦

GAME 23 - VIRGINIA 73, PITTSBURGH 57

Official Basketball Box Score - Final
Virginia at Pitt
02/03/25 Petersen Events Center, Pittsburgh
2024-25 Men's Basketball

Game Time: 7:00 PM
Game Duration: 1:56
Attendance: 9,075

Officials: Ron Groover, Clarence Armstrong, Tommy Morrissey

Virginia - 73 — **Record: 11-12 (4-8)**

NO.	Name		Min	FG M-A	3P M-A	FT M-A	Rebounds OR	DR	TOT	Fouls PF	FD	TP	AS	TO	ST	Blocks BS	BA	+/-
0	Blake Buchanan	F	38:35	4-7	0-0	2-4	2	9	11	2	5	10	2	2	2	2	0	11
5	Jacob Cofie	F	16:56	1-2	0-0	0-0	0	2	2	2	0	2	1	1	1	0	1	6
4	Andrew Rohde	G	35:22	3-6	3-5	0-0	1	6	7	2	0	9	9	0	0	0	0	13
7	Dai Dai Ames	G	35:13	11-16	3-6	2-2	0	2	2	1	3	27	2	2	1	0	0	18
11	Isaac McKneely	G	29:18	3-11	2-8	0-0	0	1	1	3	0	8	4	2	1	0	1	10
21	Anthony Robinson		16:52	3-4	0-0	3-5	3	3	6	3	3	9	0	1	0	0	1	19
10	Taine Murray		18:03	2-2	1-1	0-0	1	1	2	2	0	5	2	1	3	0	0	6
9	Ishan Sharma		09:41	1-2	1-2	0-0	0	1	1	2	0	3	0	0	0	0	0	-3
Team							1	0	1			0		2				
Totals				28-50	10-22	7-11	8	25	33	17	11	73	20	11	8	2	3	16

Shooting By Period		
1st FG%	13-23	56.5%
3PT%	4-9	44.4%
FT%	4-7	57.1%
2nd FG%	15-27	55.6%
3PT%	6-13	46.2%
FT%	3-4	75%
GM FG%	28-50	56.0%
3PT%	10-22	45.5%
FT%	7-11	63.6%

Dead Ball Rebounds: 1, 0

Technical Fouls::NONE

Pitt - 57 — **Record: 14-8 (5-6)**

NO.	Name		Min	FG M-A	3P M-A	FT M-A	Rebounds OR	DR	TOT	Fouls PF	FD	TP	AS	TO	ST	Blocks BS	BA	+/-
2	Cameron Corhen	F	17:11	1-2	0-0	3-4	0	1	1	2	5	5	0	1	1	0	0	-18
55	Zack Austin	F	30:21	2-7	1-5	0-0	1	4	5	1	0	5	0	2	2	0	0	-16
1	Damian Dunn	G	25:36	1-4	1-3	2-2	0	1	1	2	2	5	1	1	0	0	0	-19
5	Ishmael Leggett	G	38:09	7-11	1-3	2-4	0	6	6	3	4	17	0	2	1	0	0	-12
15	Jaland Lowe	G	28:28	3-9	0-2	1-2	0	1	1	0	1	7	4	3	1	0	1	-20
25	Guillermo Diaz Graham		14:47	0-1	0-1	2-3	0	0	0	1	1	2	0	0	1	1	0	-10
3	Brandin Cummings		05:41	0-0	0-0	3-3	0	0	0	0	1	3	0	0	0	0	0	4
4	Papa Amadou Kante		15:05	1-2	0-0	2-3	0	1	1	1	2	4	0	0	1	1	1	6
31	Jorge Diaz Graham		22:17	3-7	3-6	0-0	1	3	4	1	1	9	0	1	1	1	0	2
52	Amsal Delalić		02:25	0-0	0-0	0-0	0	0	0	0	0	0	0	0	0	0	0	3
Team							2	0	2			0		0				
Totals				18-43	6-20	15-21	4	17	21	11	17	57	5	10	8	3	2	-16

Shooting By Period		
1st FG%	6-20	30.0%
3PT%	1-7	14.3%
FT%	6-9	66.7%
2nd FG%	12-23	52.2%
3PT%	5-13	38.5%
FT%	9-12	75%
GM FG%	18-43	41.9%
3PT%	6-20	30.0%
FT%	15-21	71.4%

Dead Ball Rebounds: 2, 0

Technical Fouls::NONE

	UVA	Pitt
Biggest lead	21 (2nd 7:54)	3 (1st 17:06)
Best Scoring Run	17(1st 10:20)	6(1st 2:27)
Lead Changes	1	
Times Tied	0	
Time with Lead	35:48	03:01

Points from	UVA	Pitt
Turnovers	12	16
Paint	28	18
Second Chance	9	5
Fast Breaks	6	2
Bench	17	18

Period by Period Scoring	1st	2nd	TOT
UVA	34	39	73
Pitt	19	38	57

GAME 24 - VIRGINIA 75, GEORGIA TECH 61

Official Basketball Box Score - Final
Georgia Tech at Virginia
02/08/25 John Paul Jones Arena, Charlottesville
Virginia vs Georgia Tech Men's Basketball

Game Time: 5:30 PM
Game Duration: 1:47
Attendance: 14,637

Officials: Roger Ayers, Lee Cassell, Mark Schnur

Georgia Tech - 61 — **Record: 11-13 (5-8)**

NO.	Name		Min	FG M-A	3P M-A	FT M-A	Rebounds OR	DR	TOT	Fouls PF	FD	TP	AS	TO	ST	Blocks BS	BA	+/-
11	Baye Ndongo	F	33:24	7-13	0-0	1-1	2	3	5	1	6	15	2	3	1	1	0	-17
30	Ibrahim Souare	F	33:07	2-3	0-0	0-0	0	2	2	4	1	4	0	0	1	0	0	-15
31	Duncan Powell	F	37:23	7-12	3-6	1-2	1	2	3	1	1	18	1	1	2	1	0	-8
0	Lance Terry	G	32:06	0-4	0-1	0-2	1	2	3	1	1	0	1	0	0	0	1	-12
1	Naithan George	G	38:56	6-15	5-9	3-4	0	6	6	0	4	20	5	2	1	0	1	-15
10	Darrion Sutton		22:56	2-6	0-2	0-0	1	3	4	0	0	4	2	1	1	1	0	-5
33	Marcos San Miguel		01:04	0-0	0-0	0-0	0	0	0	0	0	0	0	0	0	0	0	1
35	Emmer Nichols		01:04	0-0	0-0	0-0	0	0	0	0	0	0	0	1	0	0	0	1
Team							1	0	1			0		0				
Totals				24-53	8-18	5-9	6	18	24	7	13	61	11	8	6	3	2	-14

Shooting By Period		
1st FG%	13-29	44.8%
3PT%	7-11	63.6%
FT%	3-5	60%
2nd FG%	11-24	45.8%
3PT%	1-7	14.3%
FT%	2-4	50%
GM FG%	24-53	45.3%
3PT%	8-18	44.4%
FT%	5-9	55.6%

Dead Ball Rebounds: 2, 0

Technical Fouls::NONE

Virginia - 75 — **Record: 12-12 (5-8)**

NO.	Name		Min	FG M-A	3P M-A	FT M-A	Rebounds OR	DR	TOT	Fouls PF	FD	TP	AS	TO	ST	Blocks BS	BA	+/-
0	Blake Buchanan	F	29:30	3-6	0-0	1-2	5	6	11	1	4	7	4	1	1	1	1	18
5	Jacob Cofie	F	24:25	4-7	0-0	1-1	3	3	6	3	1	9	0	2	2	0	0	20
4	Andrew Rohde	G	33:46	4-9	3-6	0-0	0	3	3	3	1	11	9	0	0	0	0	10
7	Dai Dai Ames	G	30:19	7-12	4-6	0-0	0	4	4	2	0	18	2	2	1	1	0	10
11	Isaac McKneely	G	31:40	8-14	4-9	0-0	0	0	0	3	0	20	2	0	0	0	0	18
21	Anthony Robinson		15:18	2-4	0-0	2-2	1	0	1	1	1	6	0	0	0	0	2	-9
10	Taine Murray		13:37	1-3	0-2	0-0	0	1	1	0	0	2	2	0	0	0	0	1
2	Elijah Saunders		10:47	0-3	0-3	0-0	1	4	5	0	0	0	1	2	0	0	0	-1
9	Ishan Sharma		07:26	0-2	0-1	0-0	0	2	2	0	0	0	0	0	0	0	0	6
8	Bryce Walker		01:04	0-0	0-0	0-0	0	0	0	0	0	0	0	1	0	0	0	-1
13	Desmond Roberts		01:04	1-1	0-0	0-0	0	0	0	0	0	2	0	0	0	0	0	-1
25	Eli Bennett		01:04	0-0	0-0	0-0	0	0	0	0	0	0	1	0	1	0	0	-1
Team							3	2	5			0		0				
Totals				30-61	11-27	4-5	13	25	38	13	7	75	21	8	5	2	3	14

Shooting By Period		
1st FG%	17-31	54.8%
3PT%	6-14	42.9%
FT%	1-1	100%
2nd FG%	13-30	43.3%
3PT%	5-13	38.5%
FT%	3-4	75%
GM FG%	30-61	49.2%
3PT%	11-27	40.7%
FT%	4-5	80.0%

Dead Ball Rebounds: 1, 0

Technical Fouls::NONE

	GAT	UVA
Biggest lead	3 (1st 9:06)	17 (2nd 2:46)
Best Scoring Run	8(1st 15:11)	10(2nd 15:41)
Lead Changes	4	
Times Tied	4	
Time with Lead	03:14	34:03

Points from	GAT	UVA
Turnovers	5	13
Paint	28	34
Second Chance	10	16
Fast Breaks	9	10
Bench	4	10

Period by Period Scoring	1st	2nd	TOT
GAT	36	25	61
UVA	41	34	75

GAME 25 - VIRGINIA 73, VIRGINIA TECH 70

Official Basketball Box Score - Final
Virginia at Virginia Tech
02/15/25 Cassell Coliseum, Blacksburg, Va.
2024-25 Men's Basketball

Game Time: 2:06 PM
Game Duration: 1:58
Attendance: 8,925

Officials: Eric Lewis, Justin Porterfield, Jeff Pon

Virginia - 73 **Record: 13-12 (6-8)**

NO.	Name		Min	FG M-A	3P M-A	FT M-A	Rebounds OR	DR	TOT	Fouls PF	FD	TP	AS	TO	ST	Blocks BS	BA	+/-
0	Blake Buchanan	F	25:58	0-0	0-0	1-2	0	7	7	3	1	1	0	0	0	1	0	-3
5	Jacob Cofie	F	18:14	2-4	0-0	0-1	1	0	1	4	1	4	0	1	2	0	0	3
4	Andrew Rohde	G	24:39	1-3	1-3	4-4	0	4	4	4	2	7	9	2	0	0	0	7
7	Dai Dai Ames	G	35:47	5-9	1-4	0-0	0	0	0	1	0	11	5	1	1	1	0	-7
11	Isaac McKneely	G	34:29	7-16	6-14	2-2	0	3	3	2	2	22	1	1	1	0	0	-1
2	Elijah Saunders		17:30	2-8	2-6	2-2	2	2	4	1	2	8	0	1	0	0	0	-1
21	Anthony Robinson		18:18	4-5	0-0	7-8	3	4	7	2	4	15	0	1	0	2	1	7
10	Taine Murray		15:57	1-2	0-1	0-0	0	2	2	1	1	2	2	0	0	0	1	4
9	Ishan Sharma		09:08	1-3	1-3	0-0	0	0	0	0	1	3	1	1	1	0	0	6
Team							1	1	2			0		0				
Totals				23-50	11-31	16-19	7	23	30	18	14	73	18	8	5	4	2	3

Technical Fouls: Rohde 2nd20:00Saunders 2nd20:00

Shooting By Period		
1st FG%	15-27	55.6%
3PT%	7-15	46.7%
FT%	3-5	60%
2nd FG%	8-23	34.8%
3PT%	4-16	25.0%
FT%	13-14	92.9%
GM FG%	23-50	46.0%
3PT%	11-31	35.5%
FT%	16-19	84.2%

Dead Ball Rebounds: 1, 0

Virginia Tech - 70 **Record: 11-14 (6-8)**

NO.	Name		Min	FG M-A	3P M-A	FT M-A	Rebounds OR	DR	TOT	Fouls PF	FD	TP	AS	TO	ST	Blocks BS	BA	+/-
1	Tobi Lawal	F	31:22	7-11	2-2	7-9	0	7	7	3	6	23	2	1	0	0	1	2
34	Mylyjael Poteat	F	24:23	2-3	0-0	0-0	0	4	4	1	0	4	0	3	0	1	1	-3
2	Jaden Schutt	G	17:47	1-3	1-2	0-0	1	2	3	2	0	3	1	0	0	0	0	4
10	Tyler Johnson	G	31:35	3-5	0-0	3-3	1	3	4	4	2	9	0	0	2	0	0	6
11	Ben Hammond	G	26:28	4-8	2-3	1-1	0	1	1	0	3	11	3	2	0	0	1	-1
3	Jaydon Young		15:01	2-7	2-6	2-2	1	0	1	2	1	8	0	0	0	0	1	-16
22	Connor Serven		01:33	0-0	0-0	0-0	0	0	0	1	0	0	0	0	0	0	0	-4
7	Brandon Rechsteiner		29:10	2-6	2-6	0-0	0	1	1	1	2	6	3	4	0	0	0	-2
13	Ben Burnham		22:42	2-7	1-5	1-2	1	2	3	1	2	6	2	0	1	1	0	-1
Team							3	1	4			0		0				
Totals				23-50	10-24	14-17	7	21	28	16	16	70	11	10	3	2	4	-3

Technical Fouls: Johnson 2nd20:00Brown Jr. 2nd20:00

Shooting By Period		
1st FG%	11-26	42.3%
3PT%	4-11	36.4%
FT%	7-9	77.8%
2nd FG%	12-24	50.0%
3PT%	6-13	46.2%
FT%	7-8	87.5%
GM FG%	23-50	46.0%
3PT%	10-24	41.7%
FT%	14-17	82.4%

Dead Ball Rebounds: 0, 1

	Cavs	Hokies
Biggest lead	15 (1st 6:38)	3 (1st 17:26)
Best Scoring Run	7(1st 12:27)	7(1st 3:23)
Lead Changes	2	
Times Tied	3	
Time with Lead	35:25	01:33

Points from	Cavs	Hokies
Turnovers	17	12
Paint	24	26
Second Chance	13	11
Fast Breaks	7	4
Bench	28	20

Period by Period Scoring	1st	2nd	TOT
Cavs	40	33	73
Hokies	33	37	70

GAME 26 - NO. 3 DUKE 80, VIRGINIA 62

Official Basketball Box Score - Final
Duke at Virginia
02/17/25 John Paul Jones Arena, Charlottesville
Virginia vs No. 3 Duke Men's Basketball

Game Time: 8:00 PM
Game Duration: 1:53
Attendance: 14,445

Officials: Roger Ayers, Clarence Armstrong, Tony Henderson

Duke - 80 **Record: 23-3 (15-1)**

NO.	Name		Min	FG M-A	3P M-A	FT M-A	Rebounds OR	DR	TOT	Fouls PF	FD	TP	AS	TO	ST	Blocks BS	BA	+/-
2	Cooper Flagg	F	29:46	8-16	0-3	1-2	2	12	14	3	1	17	2	0	2	2	1	15
9	Khaman Maluach	C	18:46	1-2	0-0	0-0	2	2	4	2	0	2	1	1	0	0	0	2
5	Tyrese Proctor	G	30:35	3-7	1-3	0-0	0	0	0	2	0	7	4	2	0	1	0	10
7	Kon Knueppel	G	29:28	5-12	3-6	4-4	3	4	7	0	2	17	1	0	1	0	2	22
14	Sion James	G	21:28	3-3	0-0	3-3	0	3	3	3	2	9	3	1	0	0	0	26
6	Maliq Brown		10:00	1-1	0-0	0-0	1	0	1	0	0	2	2	0	0	0	0	13
18	Mason Gillis		15:22	0-3	0-2	0-0	1	2	3	0	0	0	1	1	1	0	0	5
3	Isaiah Evans		22:17	6-7	5-6	0-0	1	2	3	0	2	17	0	0	0	2	0	-1
21	Patrick Ngongba		11:14	4-5	0-0	0-0	0	1	1	1	0	8	0	0	0	0	0	3
1	Caleb Foster		06:57	0-3	0-3	1-2	0	1	1	2	1	1	2	0	0	0	0	-2
8	Darren Harris		04:07	0-0	0-0	0-0	0	0	0	2	0	0	0	0	0	0	0	-3
Team							0	4	4			0		1				
Totals				31-59	9-23	9-11	10	31	41	15	8	80	16	6	4	5	3	18

Technical Fouls::NONE

Shooting By Period		
1st FG%	17-32	53.1%
3PT%	6-11	54.5%
FT%	3-3	100%
2nd FG%	14-27	51.9%
3PT%	3-12	25.0%
FT%	6-8	75%
GM FG%	31-59	52.5%
3PT%	9-23	39.1%
FT%	9-11	81.8%

Dead Ball Rebounds: 3, 0

Virginia - 62 **Record: 13-13 (6-9)**

NO.	Name		Min	FG M-A	3P M-A	FT M-A	Rebounds OR	DR	TOT	Fouls PF	FD	TP	AS	TO	ST	Blocks BS	BA	+/-
0	Blake Buchanan	F	21:10	1-3	0-0	0-0	1	2	3	0	0	2	1	0	1	1	1	-9
5	Jacob Cofie	F	16:41	0-2	0-1	0-0	0	0	0	3	1	0	0	0	0	1	0	-9
4	Andrew Rohde	G	34:12	5-10	2-4	3-4	0	5	5	0	4	15	5	2	1	0	1	-18
7	Dai Dai Ames	G	29:51	6-12	1-4	2-3	0	1	1	1	2	15	3	1	0	0	0	-12
11	Isaac McKneely	G	33:37	4-9	4-7	2-2	1	2	3	1	3	14	2	1	1	0	0	-14
2	Elijah Saunders		23:19	1-8	1-4	4-4	1	2	3	1	2	7	2	0	0	0	1	-9
10	Taine Murray		10:34	0-1	0-0	0-0	0	0	0	0	0	0	0	0	0	0	1	-8
21	Anthony Robinson		18:50	3-4	0-0	1-2	0	3	3	1	2	7	0	1	0	1	0	-9
9	Ishan Sharma		08:35	0-3	0-2	2-2	0	1	1	1	1	2	0	0	0	0	1	-3
23	TJ Power		03:11	0-0	0-0	0-0	0	0	0	0	0	0	0	0	0	0	0	1
Team							1	1	2			0		0				
Totals				20-52	8-22	14-17	4	17	21	8	15	62	13	5	3	3	5	-18

Technical Fouls::NONE

Shooting By Period		
1st FG%	10-26	38.5%
3PT%	5-10	50.0%
FT%	4-5	80%
2nd FG%	10-26	38.5%
3PT%	3-12	25.0%
FT%	10-12	83.3%
GM FG%	20-52	38.5%
3PT%	8-22	36.4%
FT%	14-17	82.4%

Dead Ball Rebounds: 0, 0

	DUK	UVA
Biggest lead	27 (2nd 8:06)	3 (1st 18:07)
Best Scoring Run	9(1st 8:19)	5(2nd 5:26)
Lead Changes	5	
Times Tied	2	
Time with Lead	36:05	01:54

Points from	DUK	UVA
Turnovers	9	5
Paint	42	18
Second Chance	16	7
Fast Breaks	8	3
Bench	28	16

Period by Period Scoring	1st	2nd	TOT
DUK	43	37	80
UVA	29	33	62

Game Notes: Jump Ball in UVA favor on contested rebound 18:27 in 2nd half, because the following inbound was turned over with no UVA possession, possession arrow stayed with UVA for next jump ball as well ♦

GAME 27 - NORTH CAROLINA 81, VIRGINIA 66

Official Basketball Box Score - Final
Virginia at North Carolina
02/22/25 Dean Smith Center, Chapel Hill
2024-25 Men's Basketball

Game Time: 4:00 PM
Game Duration: 1:55
Attendance: 21,750

Officials: Lee Cassell, Tim Clougherty, Trey Styons

Virginia - 66 **Record: 13-14 (6-10)**

NO.	Name		Min	FG M-A	3P M-A	FT M-A	Rebounds OR	DR	TOT	Fouls PF	FD	TP	AS	TO	ST	Blocks BS	BA	+/-
0	Blake Buchanan	F	23:03	2-5	0-0	1-2	1	5	6	1	2	5	1	0	1	0	0	-13
2	Elijah Saunders	F	21:46	1-5	1-4	2-2	0	1	1	2	2	5	1	2	1	0	1	-12
4	Andrew Rohde	G	33:38	3-9	2-6	0-0	0	3	3	3	0	8	4	4	2	0	0	-13
7	Dai Dai Ames	G	18:19	5-6	0-1	2-2	0	1	1	4	2	12	0	0	1	0	0	-3
11	Isaac McKneely	G	35:39	5-12	2-7	5-5	0	1	1	1	2	17	4	0	2	0	0	-12
10	Taine Murray		23:02	2-5	0-0	0-0	0	0	0	1	0	4	0	0	0	1	0	-12
5	Jacob Cofie		13:10	3-4	1-2	2-2	1	2	3	3	1	9	0	1	2	0	0	-4
21	Anthony Robinson		16:57	2-3	0-0	0-0	1	4	5	3	1	4	0	1	0	2	0	-2
9	Ishan Sharma		12:40	1-3	0-1	0-0	0	1	1	1	1	2	1	0	0	0	0	-2
23	TJ Power		01:46	0-1	0-1	0-0	0	0	0	0	0	0	0	0	0	0	0	-2
Team							0	0	0			0		1				
Totals				24-53	6-22	12-13	3	18	21	19	11	66	11	9	9	3	1	-15

Technical Fouls::NONE

Shooting By Period		
1st FG%	12-24	50.0%
3PT%	5-11	45.5%
FT%	5-5	100%
2nd FG%	12-29	41.4%
3PT%	1-11	9.1%
FT%	7-8	87.5%
GM FG%	24-53	45.3%
3PT%	6-22	27.3%
FT%	12-13	92.3%

Dead Ball Rebounds: 0, 1

North Carolina - 81 **Record: 17-11 (10-6)**

NO.	Name		Min	FG M-A	3P M-A	FT M-A	Rebounds OR	DR	TOT	Fouls PF	FD	TP	AS	TO	ST	Blocks BS	BA	+/-
9	Drake Powell	F	31:56	4-6	1-2	2-3	1	1	2	1	2	11	2	0	0	0	0	15
22	Ven-Allen Lubin	F	28:15	6-10	0-0	2-2	3	3	6	2	1	14	0	2	0	0	1	11
24	Jae'Lyn Withers	F	28:51	5-8	4-6	2-3	4	7	11	2	4	16	1	1	0	1	0	19
3	Elliot Cadeau	G	22:02	0-3	0-0	2-2	0	1	1	1	1	2	6	2	0	0	1	7
4	RJ Davis	G	33:00	3-14	0-4	6-7	0	3	3	2	5	12	2	2	1	0	0	9
7	Seth Trimble		22:42	2-5	0-0	1-1	1	4	5	0	1	5	1	1	1	0	0	8
11	Ian Jackson		17:20	5-7	3-3	3-4	0	1	1	2	2	16	0	1	0	0	0	5
13	Jalen Washington		11:45	1-2	0-0	0-0	1	1	2	2	3	2	1	1	1	0	1	4
5	Cade Tyson		04:09	1-1	1-1	0-0	0	0	0	0	0	3	0	0	1	0	0	-3
Team							1	3	4			0		0				
Totals				27-56	9-16	18-22	11	24	35	12	19	81	13	10	4	1	3	15

Technical Fouls: Withers 1st10:25

Shooting By Period		
1st FG%	14-25	56.0%
3PT%	6-8	75.0%
FT%	12-14	85.7%
2nd FG%	13-31	41.9%
3PT%	3-8	37.5%
FT%	6-8	75%
GM FG%	27-56	48.2%
3PT%	9-16	56.3%
FT%	18-22	81.8%

Dead Ball Rebounds: 3, 3

	UVA	UNC
Biggest lead	0 (1st 20:00)	20 (2nd 6:10)
Best Scoring Run	7(1st 10:46)	15(1st 11:32)
Lead Changes	0	
Times Tied	0	
Time with Lead	00:00	38:43

Points from	UVA	UNC
Turnovers	14	13
Paint	22	36
Second Chance	2	17
Fast Breaks	2	5
Bench	19	26

Period by Period Scoring	1st	2nd	TOT
UVA	34	32	66
UNC	46	35	81

GAME 28 - VIRGINIA 83, WAKE FOREST 75

Official Basketball Box Score - Final
Virginia at Wake Forest
02/26/25 LJVM Coliseum, Winston-Salem
2024-25 Men's Basketball

Game Time: 9:00 PM
Game Duration: 2:01
Attendance: 7,851

Officials: A.J. Desai, Tommy Morrissey, John Gaffney

Virginia - 83 **Record: 14-14 (7-10)**

NO.	Name		Min	FG M-A	3P M-A	FT M-A	Rebounds OR	DR	TOT	Fouls PF	FD	TP	AS	TO	ST	Blocks BS	BA	+/-
0	Blake Buchanan	F	10:50	0-1	0-0	0-0	1	0	1	4	0	0	1	1	0	0	0	1
2	Elijah Saunders	F	25:55	3-7	2-4	0-0	0	6	6	4	0	8	0	1	1	0	0	6
4	Andrew Rohde	G	36:08	5-8	2-4	1-3	0	4	4	3	1	13	3	2	2	0	0	6
7	Dai Dai Ames	G	36:28	5-11	1-4	3-4	0	2	2	2	2	14	3	0	2	0	1	5
11	Isaac McKneely	G	36:38	10-14	4-7	3-3	0	3	3	1	4	27	5	2	2	0	0	8
5	Jacob Cofie		25:54	2-2	0-0	8-10	0	3	3	4	6	12	1	1	1	1	0	7
10	Taine Murray		23:07	4-8	1-2	0-0	1	3	4	3	0	9	3	0	0	0	1	6
9	Ishan Sharma		05:00	0-1	0-1	0-0	0	0	0	0	0	0	0	0	0	0	0	1
Team							1	0	1			0		1				
Totals				29-52	10-22	15-20	3	21	24	21	13	83	16	8	8	1	2	8

Technical Fouls::NONE

Shooting By Period		
1st FG%	17-27	63.0%
3PT%	6-11	54.5%
FT%	4-6	66.7%
2nd FG%	12-25	48.0%
3PT%	4-11	36.4%
FT%	11-14	78.6%
GM FG%	29-52	55.8%
3PT%	10-22	45.5%
FT%	15-20	75.0%

Dead Ball Rebounds: 3, 0

Wake Forest - 75 **Record: 19-9 (11-6)**

NO.	Name		Min	FG M-A	3P M-A	FT M-A	Rebounds OR	DR	TOT	Fouls PF	FD	TP	AS	TO	ST	Blocks BS	BA	+/-
25	Tre'Von Spillers	F	34:14	4-9	0-1	1-2	2	6	8	3	3	9	1	1	0	1	1	-4
4	Efton Reid	C	36:15	5-6	0-0	2-3	3	7	10	1	6	12	3	1	1	1	0	-5
6	Cameron Hildreth	G	39:02	9-16	1-5	3-5	1	2	3	1	5	22	1	2	1	0	0	-6
8	Ty-Laur Johnson	G	22:50	2-5	0-2	1-1	0	1	1	2	2	5	1	3	1	0	0	-2
23	Hunter Sallis	G	38:27	10-17	1-5	4-5	0	4	4	3	3	25	3	2	1	0	0	-6
2	Juke Harris		11:50	0-0	0-0	2-4	0	1	1	1	2	2	0	1	0	0	0	-8
7	Parker Friedrichsen		12:51	0-1	0-1	0-0	0	0	0	0	0	0	0	0	0	0	0	-3
0	Omaha Biliew		04:31	0-0	0-0	0-0	0	0	0	2	0	0	0	0	0	0	0	-6
Team							0	0	0			0		0				
Totals				30-54	2-14	13-20	6	21	27	13	21	75	9	10	4	2	1	-8

Technical Fouls::NONE

Shooting By Period		
1st FG%	13-24	54.2%
3PT%	2-6	33.3%
FT%	5-8	62.5%
2nd FG%	17-30	56.7%
3PT%	0-8	0.0%
FT%	8-12	66.7%
GM FG%	30-54	55.6%
3PT%	2-14	14.3%
FT%	13-20	65.0%

Dead Ball Rebounds: 4, 1

	UVA	WAKE
Biggest lead	14 (2nd 18:38)	2 (1st 11:36)
Best Scoring Run	8(2nd 19:28)	8(2nd 6:52)
Lead Changes	8	
Times Tied	2	
Time with Lead	37:27	01:33

Points from	UVA	WAKE
Turnovers	12	4
Paint	20	52
Second Chance	5	10
Fast Breaks	4	8
Bench	21	2

Period by Period Scoring	1st	2nd	TOT
UVA	44	39	83
WAKE	33	42	75

GAME 29 - NO. 13 CLEMSON 71, VIRGINIA 58

Official Basketball Box Score - Final

Clemson at Virginia

03/01/25 John Paul Jones Arena, Charlottesville

Virginia vs No. 13 Clemson Men's Basketball

Game Time: 12:00 PM
Game Duration: 1:59
Attendance: 13,992

Officials: Ted Valentine, Jerry Heater, Adam Flore

Clemson - 71 **Record: 24-5 (16-2)**

NO.	Name		Min	FG M-A	3P M-A	FT M-A	Rebounds OR	DR	TOT	Fouls PF	FD	TP	AS	TO	ST	Blocks BS	BA	+/-
0	Viktor Lakhin	F	28:48	5-11	0-1	4-6	0	8	8	3	5	14	5	2	1	0	2	13
4	Ian Schieffelin	F	32:42	8-11	0-1	5-5	3	10	13	2	5	21	1	1	1	1	1	11
1	Chase Hunter	G	30:34	3-9	0-3	0-0	0	1	1	1	0	6	1	1	1	1	1	3
2	Dillon Hunter	G	20:57	1-2	0-0	5-6	0	3	3	2	5	7	0	1	0	0	0	1
11	Jaeden Zackery	G	37:45	5-10	1-2	1-2	2	1	3	2	2	12	2	2	1	1	2	13
3	Jake Heidbreder		12:13	1-4	0-1	0-0	1	0	1	0	0	2	1	0	0	0	1	6
7	Chauncey Wiggins		16:47	0-2	0-1	1-2	0	1	1	0	1	1	1	0	0	0	0	-2
10	Del Jones		20:15	3-6	0-1	2-2	1	1	2	1	1	8	2	0	1	0	1	20
Team							4	2	6			0		0				
Totals				26-55	1-10	18-23	11	27	38	11	19	71	13	7	5	3	8	13

Technical Fouls::NONE

Shooting By Period		
1st FG%	11-28	39.3%
3PT%	0-2	0.0%
FT%	5-6	83.3%
2nd FG%	15-27	55.6%
3PT%	1-8	12.5%
FT%	13-17	76.5%
GM FG%	26-55	47.3%
3PT%	1-10	10.0%
FT%	18-23	78.3%

Dead Ball Rebounds: 0, 1

Virginia - 58 **Record: 14-15 (7-11)**

NO.	Name		Min	FG M-A	3P M-A	FT M-A	Rebounds OR	DR	TOT	Fouls PF	FD	TP	AS	TO	ST	Blocks BS	BA	+/-
0	Blake Buchanan	F	19:14	2-3	0-0	0-0	1	1	2	2	2	4	4	1	0	2	0	-7
2	Elijah Saunders	F	24:11	3-6	1-3	2-2	0	6	6	2	2	9	1	0	1	0	0	-5
4	Andrew Rohde	G	32:07	5-9	1-2	1-2	0	3	3	2	1	12	5	2	0	2	1	-10
10	Taine Murray	G	24:13	0-4	0-2	0-0	0	3	3	1	0	0	2	0	0	0	0	-7
11	Isaac McKneely	G	38:35	5-13	4-9	2-2	0	3	3	2	4	16	0	3	0	2	2	-9
5	Jacob Cofie		15:46	0-4	0-0	0-2	3	2	5	5	1	0	2	0	2	1	0	-4
9	Ishan Sharma		03:27	0-1	0-0	0-0	0	1	1	0	0	0	0	0	0	0	0	-1
7	Dai Dai Ames		28:22	5-10	2-3	0-0	0	0	0	1	0	12	0	1	0	1	0	-18
21	Anthony Robinson		13:50	1-1	0-0	1-2	0	3	3	4	1	3	0	2	0	0	0	-5
8	Bryce Walker		00:16	1-1	0-0	0-0	0	0	0	0	0	2	0	0	0	0	0	1
Team							1	1	2			0		1				
Totals				22-52	8-19	6-10	5	23	28	19	11	58	14	10	3	8	3	-13

Technical Fouls::NONE

Shooting By Period		
1st FG%	11-24	45.8%
3PT%	5-10	50.0%
FT%	5-8	62.5%
2nd FG%	11-28	39.3%
3PT%	3-9	33.3%
FT%	1-2	50%
GM FG%	22-52	42.3%
3PT%	8-19	42.1%
FT%	6-10	60.0%

Dead Ball Rebounds: 1, 0

	CLM	UVA
Biggest lead	15 (2nd 0:15)	10 (2nd 17:34)
Best Scoring Run	15(2nd 11:38)	8(1st 16:19)
Lead Changes	2	
Times Tied	2	
Time with Lead	16:42	22:14

Points from	CLM	UVA
Turnovers	14	6
Paint	48	24
Second Chance	8	5
Fast Breaks	4	3
Bench	11	17

Period by Period Scoring	1st	2nd	TOT
CLM	27	44	71
UVA	32	26	58

GAME 30 - FLORIDA STATE AT VIRGINIA

GAME 31 - VIRGINIA AT SYRACUSE

GAME 32 - VIRGINIA AT ACC TOURNAMENT

THE LAST TIME

VIRGINIA INDIVIDUALS

· **Scored 30 points:** Kyle Guy vs. Marshall (12/31/18)
· **Scored 40 points:** Sean Singletary (41) at Miami (3/1/08)
· **Two players with 20 points:** Isaac McKneely (26) and Taine Murray (20) at Miami (1/29/25)
· **Three players with 20 points:** Chris Williams (27), Roger Mason, Jr. (22) and Donald Hand (20) vs. Duke (1/5/00)
· **Four players with 20 points:** Chris Williams (23), Donald Hand (22), Adam Hall (21) and Travis Watson (20) vs.Georgetown (3/15/00)
· **A player with back-to-back 25-point games:** Joe Harris, 26 vs. Virginia Tech (2/12/13), 27 at North Carolina (2/16/13)
· **One player scored in double figures:** Dai Dai Ames (12) vs. Tennessee (11/21/24)
· **No players scored in double figures:** vs. Florida (3/18/17)
· **Five players scored in double figures:** Isaac McKneely (18), Andrew Rohde (14), Blake Buchanan (11), Jacob Cofie (10), Dai Dai Ames (10) vs. NC State (1/24/24)
· **Six players scored in double figures:** Sean Singletary (27), Adrian Joseph (13), Jamil Tucker (13), Mamadi Diane (12), Calvin Baker (11) and Laurynas Mikalauskas (11) vs. Maryland (3/9/08)
· **Seven players scored in double figures:** Cornel Parker (20), Junior Burrough (15), Ted Jeffries (14), Cory Alexander (13), Jason Williford (12), Yuri Barnes (11) and Doug Smith (11) vs. Clemson (1/13/93)
· **Had 15 rebounds:** Blake Buchanan (15) vs. SMU (1/15/24)
· **Had 20 rebounds:** Mike Tobey (20) vs. Louisville (3/5/16)
· **Had 25 rebounds:** Bob Mortell (25) vs. Washington & Lee (2/27/60)
· **Two players with 10 rebounds:** Francisco Caffaro (12) and Jayden Gardner (10) at Notre Dame (1/29/22)
· **Three players with 10 rebounds:** Jay Huff (12), Kihei Clark (11) and Braxton Key (10) at Syracuse (11/6/19)
· **Double-Double:** Blake Buchanan (10 points, 11 rebounds) at Pitt (2/3/25)
· **Two players had a double-double:** Jayden Gardner (22 points, 10 rebounds) and Francisco Caffaro (11 points and 12 rebounds) at Notre Dame (1/29/22)
· **Three players had a double-double:** Jason Williford (10 pts, 15 rebs), Ted Jeffries (23 pts, 10 rebs), and Cornel Parker (11 pts, 11 rebs) at William & Mary (1/25/93)
· **Double-Double with points and assists:** Reece Beekman (17 points, 11 assists) vs. NC State (3/15/24)
· **Triple-Double:** Ralph Sampson (15 pts, 22 rebs, 10 blks) vs. Old Dominion (12/29/79)
· **Three Double-Doubles in a row:** Sam Hauser [3] (13 pts, 10 rebs) at Notre Dame (12/30/20), (16 pts, 11 rebs) vs. Wake Forest (1/6/21), (17 pts, 10 rebs) at Boston College (1/9/21)
· **Four Double-Doubles in a row:** Mike Scott [5] (27 pts, 15 rebs) vs. Oklahoma (11/23/10), (16 pts, 10 rebs) vs. Wichita State (11/24/10), (17 pts, 12 rebs) at Minnesota (11/29/10), (21 pts, 13 rebs) at Virginia Tech (12/5/10), (10 pts, 13 rebs) vs. Radford (12/7/10)
· **20 points and 20 rebounds:** Travis Watson (21 points, 20 rebounds) vs. Wofford (1/2/03)
· **20 points and 10 rebounds:** Jayden Gardner (23 points, 12 rebounds) vs. Clemson (3/10/23)
· **13 assists:** Kihei Clark (13) vs. Navy (12/29/19)
· **10 assists**: Reece Beekman (11) vs. NC State (3/15/24)
· **5 blocked Shots:** Ryan Dunn (5) at Duke (3/2/24)
· **5 steals:** Reece Beekman (5) at Louisville (1/27/24)
· **Led UVA in points, rebounds and assists:** Andrew Rohde (15 points, 5 rebounds, 5 assists) vs. Duke (2/17/25)
· **Hit a last second shot to win a game:** Reece Beekman at Duke (2/7/22) [3-pointer with 1.1 seconds remaining]
· **Played more than 40 minutes:** Reece Beekman (43) vs. Boston College (3/14/24)
· **Played all 40 minutes:** Kihei Clark (40), vs. St. Bonaventure (3/22/22)

VIRGINIA TEAM

· **Won in Overtime:** 66-60 vs. Boston College (3/14/24)
· **Lost in Overtime:** 73-65 vs. NC State (3/15/24)
· **Played Two Overtimes:** at Virginia Tech, 80-78 2 OT (2/12/17)
· **Played Three Overtimes:** vs. Georgetown, L 115-111 (3/15/00)
· **Shot 70 percent for a half:** 70.4% (19-27) vs. Austin Peay - 1st Half (11/13/17)
· **Shot 60 percent in a game:** 60% (30-50) vs. Miami (2/5/22)
· **Shot less than 30 percent in a game:** 28.6% (14-49) vs. Tennessee (11/21/24)
· **Shot 100 percent from the free throw line:** 100% (6-6) vs. Texas A&M (11/29/23)
· **Shot 70 percent from 3-point line:** 72% (18-25) at Syracuse (3/4/19)
· **Shot less than 30 percent in a half:** 28% (7-25) in 2nd Half vs. Tennessee (11/21/24)
· **Shot less than 20 percent in a half:** 17.2% (5-29) in 1st Half vs. Colorado State (3/19/24)
· **Shot 55 percent or better and lost:** 58.5% (31-53) at North Carolina (2/16/13)
· **Shot 50 percent or better and lost:** 52.6% (30-57) vs. Iowa (11/29/21)
· **Attempted 50 FTs:** 52 (made 34) vs. Howard (12/12/94)
· **Attempted 35 3-pointers:** 38 (11-38) vs. Va. Tech (2/10/18)
· **Did Not Attempt a FT:** 0 vs. Wisconsin (11/27/17)
· **Made 30 FTs:** 31 (31 of 36) vs. Tennessee (3/18/07)
· **Made 15 3-pt FGs:** 15 at Wake Forest (1/21/23)
· **Failed to make a 3-pt FG:** vs. Louisville (0 of 6) (3/9/22)
· **Had 50 rebounds:** 54 vs. NC State (1/24/24)
· **Had 20 offensive rebounds:** 20 vs. NC State (1/24/24)
· **Had 25 assists:** 26 vs. Iowa State (3/25/16)
· **Had 15 steals:** 15 vs. Florida (11/10/23)
· **Had 10 blocks:** 13 vs. Wake Forest (2/17/24)
· **Had 10 steals & 10 blocks:** 13 steals & 10 blocks vs. Texas Southern (11/16/23)
· **Led by 30 points at halftime:** 30 vs. North Carolina A&T (11/14/23)
· **Scored 50 pts in a half:** 56 vs. Baylor, 2nd half (11/18/22)
· **Scored 60 pts in a half:** 60 vs. Gonzaga, 1st half (1/3/07)
· **Scored 70 pts in a half:** 70 vs. Coastal Carolina, 2nd half (11/20/00)
· **Scored 100 pts (ACC):** 103 vs. Maryland (1/16/07)
· **Scored 100 pts (non-conf):** 100 vs. Marshall (12/31/18)
· **Scored under 20 pts in 1st half:** 14 vs. Colorado State (3/19/24)
· **Scored under 20 pts in 2nd half:** 19 at North Carolina (2/18/17)
· **Scored under 50 pts in a game:** 42 vs. Tennessee (11/21/24)
· **Defeated top-5 opponent:** 86-79 vs. #5 Baylor (11/18/22)
· **Defeated top-5 opponent on the road:** 65-63 at #4 Duke (1/27/18)
· **Defeated top-5 opponent at neutral site:** 86-79 vs. #5 Baylor (11/18/22)
· **Defeated top-ranked opponent:** 86-73 vs. #1 North Carolina (1/30/86)
· **Won when trailing by 16 points:** Trailed 32-16 during 63-61 vs. Ohio State (11/30/16)
· **Won when trailing by 17 points:** Trailed 31-14 during 61-58 overtime win vs. Maryland (3/10/13)
· **All five starters scored all of the points:** vs. Texas A&M (11/29/23)

OPPONENT INDIVIDUALS

· **Scored 30 points:** Buddy Boeheim (31), Syracuse (3/11/21)
· **Scored 35 points:** Carsen Edwards (42), Purdue (3/30/19)
· **Scored 40 points:** Carsen Edwards (42), Purdue (3/30/19)
· **Scored 50 points:** Len Chappell (50), Wake (2/12/62)
· **Two players with 20 points:** Jericole Hellems (21) and Tarquavion Smith (20) at NC State (1/22/22)
· **Two players with 25 points:** Corey Kispert (32) and Drew Timme (29) vs. Gonzaga (12/26/20)
· **Three players with 20 points:** Jordan McRae (21), Jarnell Stokes (20) and Josh Richardson (20) at Tennessee (12/30/13)
· **Two players with 30 points:** Trevor Powell (31) and Tony Smith (31) at Marquette (2/3/90)
· **No players scored in double figures:** Texas Southern (11/16/23)
· **Five players scored in double figures:** Jae'lyn Withers (16), Ian Jackson (16), Ven-Allen Lubin (14), RJ Davis (12), Drake Powell (11) (2/22/25)
· **Six players scored in double figures:** C.J. Harris (15), Ari Stewart (12), Travis McKie (12), J.T. Terrell (11), Ty Walker (11), Gary Clark (10), at Wake Forest (1/29/11)
· **Seven players scored in double figures:** Stanley Burrell (15), Drew Lavender (13), C.J. Anderson (12), B.J. Raymond (12), Josh Duncan (11), Charles Bronson (11) and Jason Love (10), at Xavier (1/3/08)
· **Double-Double:** Ian Schieffelin (21 points, 13 rebounds) vs. Clemson (3/1/25)
· **Double-Double with points and assists:** Keifer Sykes (21 pts, 10 assists) at Green Bay (12/7/13)
· **Two players had a double-double:** Joel Scott (23 points, 11 rebounds) and Nique Clifford (17 points, 10 rebounds) vs. Colorado State (3/19/24)
· **Player had 20 points and 20 rebounds:** Armando Bacot (29 points, 22 rebounds), North Carolina (1/8/222)
· **Had 15 rebounds:** Armando Bacot (22), North Carolina (2/20/20)
· **Had 20 rebounds:** Armando Bacot (22), North Carolina (1/8/22)
· **Had 10 assists:** Keifer Sykes (10), at Green Bay (12/7/13)
· **5 Blocked Shots:** Efton Reid (5), Wake Forest (1/13/24)
· **5 Steals:** Jordan Miller (7), Miami (2/5/22) & Jose Alvarado (6), Georgia Tech (1/23/21)
· **Hit a last second shot to win a game:** Boopie Miller, SMU (1/15/25), 3-pointer with 0.4 seconds remaining

OPPONENT TEAM

· **Shot less than 30 percent in a game:** 28% (14-50), Coppin State (11/11/24)
· **Shot less than 30 percent in a game (ACC):** 28.6% (14-49), Miami (2/5/24)
· **Shot 60 percent in a game:** 60% (30-50) at NC State (1/22/22)
· **Shot 55 percent or better and lost:** 55.6% (30-54), Wake Forest (2/26/25)
· **Scored 100 pts:** 106, Washington (11/22/10)
· **Scored 90 pts in an ACC game:** 93, North Carolina (2/16/13)
· **Scored 60 pts in a half:** 60, at Miami, 2nd half (3/1/08)
· **Scored 50 pts in a half:** 54, vs. Gonzaga, 2nd half (12/26/21)
· **Scored 45 pts in the first half:** 46, at North Carolina (2/22/25)
· **Scored under 10 pts in 1st half:** 7, at Pitt (2/24/18)
· **Scored under 20 pts in 1st half:** 19, at Pitt (2/3/25)
· **Scored under 20 pts in 2nd half:** 19, vs. Texas Southern (11/16/23)
· **Scored under 40 pts in a game:** 38, vs. Miami (2/5/24)
· **Had 25 assists:** 27, at Xavier (1/3/08)
· **Had 20 offensvie rebounds:** 20, vs. Wisconsin (11/20/23)
· **Had 15 steals:** 15, Memphis (12/19/23)
· **Had 10 blocks:** 10 at Maryland (3/5/11)
· **Failed to make a 3-pt FG:** Georgia Tech (1/22/15)

JOHN PAUL JONES ARENA RECORDS

VIRGINIA PLAYERS

Points: . . . . . 40, J.R. Reynolds vs. Wake Forest, 1/21/07
Most 1st Half Points: . . . . . 23, Sean Singletary vs. Virginia Tech, 1/16/08
Most 2nd Half Points: . . . . . 26, Sylven Landesberg vs. Boston College, 2/4/09
Rebounds: . . . . . 20, Mike Tobey vs. Louisville, 3/5/16
Field Goals: . . . . . 14, Jayden Gardner vs. FDU, 12/18/21
Field Goal Attempts: . . . . . 23, Sylven Landesberg vs. Boston College, 2/4/09
Field Goal Pct.: . . . . . 1.000 (9-9), Mike Scott vs. Wake Forest, 2/8/12
3-Point Field Goals: . . . . . 8, Mustapha Farrakhan vs. Howard, 1/4/11
3-Point Fied Goal Attempts: . . . . . 12, Sean Singletary vs. Gonzaga, 1/3/07
12, Sean Singletary vs. Georgia Tech, 2/24/07
3-Point Field Goal Percentage: . . . 1.000 (5-5), Malcolm Brogdon vs. Boston College, 2/3/16
1.000 (5-5), Justin Anderson vs. Tennessee State, 11/25/14
1.000 (4-4), De'Andre Hunter vs. Coppin State, 11/16/18
1.000 (4-4), London Perrantes vs. Miami, 2/26/14
1.000 (4-4), Joe Harris vs. Hampton, 11/26/13
Free Throws Made: . . . . . 14, Sean Singletary vs. Hampton, 12/16/06
14, Sylven Landesberg vs. Florida State, 1/24/09
Free Throw Attempts: . . . . . 16, Sean Singletary vs. Hampton, 12/16/06
Free Throw Percentage.: . . . . . 1.000 (14-14), Sylven Landesberg vs. Florida State, 1/24/09
1.000 (12-12), Malcolm Brogdon vs. Villanova, 12/19/15
Assists: . . . . . 12, Ty Jerome vs. Virginia Tech, 1/15/19
Steals: . . . . . 7, Sean Singletary vs. NC State, 2/24/08
Blocks: . . . . . 10, by Jay Huff vs. Duke, 2/29/20

VIRGINIA TEAM

Most Points: . . . . . 108 vs. Gonzaga, 1/3/07
Fewest Points: . . . . . 38 vs. Wisconsin, 12/4/13
Most 1st Half: . . . . . 60 vs. Gonzaga, 1/3/07
Fewest 1st Half: . . . . . 15 vs. Iowa State, 12/30/10
Most 2nd Half: . . . . . 57 vs. Arizona, 11/12/06
Fewest 2nd Half: . . . . . 15 vs. Duke, 2/16/11
Rebounds: . . . . . 54 vs. UMES, 11/26/06
Field Goals: . . . . . 43 vs. VMI, 11/16/08
Field Goal Attempts: . . . . . 82 vs. UNC, 1/15/09
Field Goal Pct.: . . . . . .667 (32-48) vs. Howard, 1/4/11
3-Point Field Goals: . . . . . 18 vs. Gonzaga, 1/3/07
3-Point Field Goal Attempts: . . . . . .38 vs. Virginia Tech, 2/10/18
3-Point Field Goal Percentage.: . . . . . .727 (8-11) vs. North Texas, 11/20/12
Free Throws: . . . . . .39 vs. Maryland, 1/16/07
FT Attempted: . . . . . .49 vs. Maryland, 1/16/07
Fewest Free Throws Attempted: . . . . . 0 vs. Wisconsin, 11/27/17
Free Throw Percentage: . . . . . 1.000 (19-19) vs. Winthrop, 11/15/11
Assists: . . . . . 24, 4x, last vs. NCCU, 12/5/23
Steals: . . . . . 16 vs. NC State, 2/24/08
Blocks: . . . . . 13, 2x last vs. Wake Forest, 2/17/24
Most Turnovers: . . . . . 21 vs. Longwood, 12/7/07
21 vs. Hampton, 12/19/07
Fewest Turnovers: . . . . . 2 vs. Louisville, 2/7/15

MISCELLANEOUS

Biggest Comeback: . . . . . 19 points vs. Arizona, 11/12/06
Biggest Lead Given up in a Loss: . . . . . 14 points vs. Bradley, 3/26/08
Largest Lead: . . . . . 59 vs. Coppin State, 11/16/18
57 points vs. Grambling State, 11/22/16
Biggest Deficit: . . . . . 38 points vs. Clemson, 2/7/08
Largest Margin of Victory: . . . . . 57 vs. Coppin State, 11/16/18
56 points vs. Grambling State, 11/22/16
Largest Margin of Defeat: . . . . . 31 points vs. Clemson, 2/7/08
Overtime Games (Record): . . . . . 14 (8-6); Last: 59-53 win vs. NC State, 1/24/24

OPPONENT PLAYERS

Points: . . . . . 32, 3x last by DeWayne Jackson, Morgan State, 12/19/12
Most 1st Half Points: . . . . . 19, DeWayne Jackson, Morgan State, 12/19/12
Most 2nd Half Points: . . . . . 28, Talor Battle, Penn State, 11/30/09
Rebounds: . . . . . 16, 2x last by Jamelle Hagins, Delaware, 11/13/12
Field Goals: . . . . . 13, Elijah Millsap, UAB, 12/30/09
Field Goal Attempts: . . . . . 24, Malcolm Delaney, Virginia Tech, 1/28/10
Field Goal Pct.: . . . . . .875 (7-8), Ahmed Grant, UNC Wilmington, (1/18/10)
3-Point Field Goals: . . . . . .8, K.C. Rivers, Clemson, 2/7/08
3-Point Field Goal Attempts: . . . . . 15, Malcolm Delaney, Virginia Tech, 2/19/11
3-Point Field Goal Percentage: . . . . . 1.000 (5-5), Tony Dukes, USC Upstate, 11/15/10
Free Throws Made: . . . . . 15, Tyler Hansbrough, North Carolina, 1/15/09
Free Throws Attempted: . . . . . 17, Tyler Hansbrough, North Carolina, 1/15/09
Free Throw Percentage: . . . . . 1.000 (8-8), Tyrese Rice, Boston College, 2/4/09
1.000 (8-8), Sean Mosley, Maryland, 3/6/10
1.000 (7-7), Roy Devyn Marble, Iowa, 3/27/13
Assists: . . . . . 11, Cliff Hammonds, Clemson, 2/7/08
Steals: . . . . . 7, Jordan Miller, Miami, 2/5/22
Blocks: . . . . . 6, 2x, last by Mouhamadou Gueye, Stony Brook, 12/18/19

OPPONENT TEAM

Most Points: . . . . . .97, VMI, 11/16/08
Fewest Points: . . . . . 26, Maine, 11/27/19
Most 1st Half: . . . . . 50, North Carolina, 1/15/09
Fewest 1st Half: . . . . . 8, Harvard, 12/21/14
Most 2nd Half: . . . . . 61, Gonzaga, 1/3/07
Fewest 2nd Half: . . . . . 11, JMU, 11/10/19
Rebounds: . . . . . 48, North Carolina, 2/25/12
Field Goals: . . . . . 37, VMI, 11/16/08
Field Goal Attempts: . . . . . 79, VMI, 11/16/08
Field Goal Percentage: . . . . . .566 (30-53) Liberty, 11/25/08
3-Point Field Goals: . . . . . 16, Clemson, 2/7/08
3-Point Field Goal Attempts: . . . . . .39, Hartford, 12/30/07
3-Point Field Goal Percentage.: . . . . . .619 (13-21) Duke, 2/9/19
Free Throws: . . . . . .26, Boston College, 2/4/09
Free Throws Attempted: . . . . . .31, Boston College, 2/4/09
Free Throw Percentage.: . . . . . 1.000 (15-15) Iowa, 3/27/13
Zero Free Throw Attempts: . . . . . Miami, 2/5/22
Assists: . . . . . 22, Clemson, 2/7/08
Steals: . . . . . 15, VMI, 11/16/08
Blocks: . . . . . 10, Radford, 11/21/08
10, North Carolina, 1/15/09
Most Turnovers: . . . . . 25, NC State, 2/24/08
Fewest Turnovers: . . . . . 4, Clemson, 1/31/12

RECORD AT JOHN PAUL JONES ARENA

2006-07 to present . . . . . 318 games - 255-63 (.802)

LONGEST WINNING STREAKS

24 games from 2/7/15 vs. Louisville through 11/30/16 vs. Ohio State
23 games from 12/28/22 vs. UAlbany through 2/5/24 vs. Miami
21 games from 12/21/13 vs. Northern Iowa through 1/22/15 vs. Georgia Tech

LONGEST ACC WINNING STREAK

21 games from 1/6/13 vs. North Carolina through 1/22/15 vs. Georgia Tech

LONGEST LOSING STREAK

4 games from 2/6/10 vs. Wake Forest through 3/6/10 vs. Maryland

0 BLAKE BUCHANAN

So. • F • 6-11 • 227 • Couer d'Alene, Idaho • Lake City

2024-25 SEASON

- Recorded 10 points, seven rebounds, a career-high five assists and three blocks vs. Campbell (11/6/24)
- Scored three points along with five rebounds vs. Villanova (11/15/24)
- Collected six points, seven rebounds and three blocks vs. No. 11 Tennessee (11/21/24)
- Registered six points, five rebounds and two blocks vs. No. 22 St. John's (11/22/24)
- Tallied 11 points and five rebounds vs. Manhattan (11/26/24)
- Recorded six points, six rebounds, one steal and one block vs. Holy Cross (11/29/24)
- Scored eight points along with five rebounds and two blocks at No. 13 Florida (12/4/24)
- Tallied five points, nine rebounds and three blocks vs. Bethune-Cookman (12/12/24)
- Scored six points along with five rebounds at Cal (1/8/25)
- Recorded first career double-double with 11 points and a career-best 15 rebounds vs. SMU (1/15/24)
- Tallied nine points and five rebounds at Louisville (1/18/25)
- Recorded seven points and six rebounds vs. Boston College (1/21/25)
- Totaled 16 points and nine rebounds at Miami (1/29/25)
- Netted 10 points along with 11 rebounds, two steals and two blocks at Pitt (2/3/25)
- Recorded seven points, 11 rebounds and four assists vs. Georgia Tech (2/8/25)

CAREER STATS/SINGLE-GAME HIGHS

				Field Goals		3-Point		F-Throws		Rebounds									Scoring	
SEASON	TEAM	GP-GS	MIN/AVG	FG-FGA	FG%	3FG-3FGA	3FG%	FT-FTA	FT%	OFF	DEF	TOT	AVG	PF-FO	A	TO	BLK	STL	PTS	AVG
2023-24	UVa	34-6	511/15.0	46-111	.414	0-0	.000	23-46	.500	43	64	107	3.1	62-3	12	15	30	14	115	3.4
2024-25	UVa	29-19	622/21.4	63-118	.534	0-2	.000	31-58	.534	54	101	155	5.3	66-1	39	23	32	16	157	5.4
TOTAL		**63-25**	**1132/18.0**	**109-229**	**.476**	**0-2**	**.000**	**54-104**	**.519**	**97**	**165**	**262**	**4.2**	**128-4**	**51**	**38**	**62**	**30**	**272**	**4.3**

Single Game Highs

Statistic	Value	
Points	18	vs Florida 11/10/23
Rebounds	15	vs SMU 01/15/25
Assists	5	vs Campbell 11/06/24
Steals	2	6 times
Blocks	3	4 times
FG Made	6	at Miami (FL) 01/29/25
FG Attempts	9	vs Manhattan 11/26/24
3FG Attempts	1	vs Manhattan 11/26/24, at Florida 12/04/24
FT Made	10	vs Florida 11/10/23
FT Attempts	16	vs Florida 11/10/23

2024-25 BUCHANAN GAME-BY-GAME

				Total		3-Pointers		Free throws		Rebounds										
Opponent	Date	GS	MIN	FG-FGA	PCT	3FG-3FGA	PCT	FT-FTA	PCT	OFF	DEF	TOT	AVG	PF	A	TO	BLK	STL	PTS	AVG
Campbell	11/06/2024	*	28:48	3-6	.500	0-0	.000	4-9	.444	1	6	7	7.0	2	5	1	3	0	10	10.0
Coppin St.	11/11/2024	*	19:24	2-5	.400	0-0	.000	0-0	.000	2	1	3	5.0	3	1	0	2	0	4	7.0
vs Villanova	11/15/2024	*	18:28	1-4	.250	0-0	.000	1-2	.500	2	3	5	5.0	5	2	1	0	1	3	5.7
vs Tennessee	11/21/2024	*	27:59	3-4	.750	0-0	.000	0-0	.000	2	5	7	5.5	0	1	2	3	0	6	5.8
vs St. John's (NY)	11/22/2024	*	24:57	2-3	.667	0-0	.000	2-4	.500	4	1	5	5.4	4	2	1	1	2	6	5.8
Manhattan	11/26/2024	*	21:00	5-9	.556	0-1	.000	1-4	.250	2	3	5	5.3	2	2	0	0	0	11	6.7
Holy Cross	11/29/2024	*	20:23	3-5	.600	0-0	.000	0-1	.000	3	3	6	5.4	3	2	1	1	1	6	6.6
at Florida	12/04/2024	*	22:33	4-6	.667	0-1	.000	0-0	.000	4	1	5	5.4	3	1	1	2	0	8	6.8
at SMU	12/07/2024	*	24:34	1-4	.250	0-0	.000	2-2	1.000	1	2	3	5.1	2	0	2	0	2	4	6.4
Bethune-Cookman	12/12/2024	*	19:48	2-4	.500	0-0	.000	1-2	.500	3	6	9	5.5	2	2	1	3	0	5	6.3
Memphis	12/18/2024		12:22	2-2	1.000	0-0	.000	1-2	.500	1	0	1	5.1	2	0	0	0	1	5	6.2
American	12/22/2024		14:51	0-2	.000	0-0	.000	0-0	.000	2	3	5	5.1	3	2	1	1	1	0	5.7
NC State	12/31/2024		12:36	1-1	1.000	0-0	.000	1-2	.500	1	0	1	4.8	4	0	1	1	0	3	5.5
Louisville	01/04/2025		11:26	0-1	.000	0-0	.000	0-0	.000	0	2	2	4.6	3	0	1	0	1	0	5.1
at California	01/08/2025		17:28	1-5	.200	0-0	.000	4-4	1.000	5	0	5	4.6	2	0	0	0	0	6	5.1
at Stanford	01/11/2025		20:54	1-2	.500	0-0	.000	0-0	.000	0	3	3	4.5	3	1	1	1	0	2	4.9
SMU	01/15/2025		26:56	5-7	.714	0-0	.000	1-1	1.000	3	12	15	5.1	1	2	2	2	1	11	5.3
at Louisville	01/18/2025		19:30	3-5	.600	0-0	.000	3-5	.600	1	4	5	5.1	3	0	1	1	0	9	5.5
Boston College	01/21/2025		21:25	3-5	.600	0-0	.000	1-3	.333	1	5	6	5.2	1	0	0	1	1	7	5.6
Notre Dame	01/25/2025		19:33	1-3	.333	0-0	.000	0-0	.000	0	3	3	5.1	1	1	0	1	0	2	5.4
at Miami (FL)	01/29/2025	*	33:03	6-8	.750	0-0	.000	4-6	.667	5	4	9	5.2	1	2	0	1	0	16	5.9
Virginia Tech	02/01/2025	*	15:18	2-2	1.000	0-0	.000	0-1	.000	0	4	4	5.2	3	0	1	1	0	4	5.8
at Pittsburgh	02/03/2025	*	38:35	4-7	.571	0-0	.000	2-4	.500	2	9	11	5.4	2	2	2	2	2	10	6.0
Georgia Tech	02/08/2025	*	29:30	3-6	.500	0-0	.000	1-2	.500	5	6	11	5.7	1	4	1	1	1	7	6.0
at Virginia Tech	02/15/2025	*	25:58	0-0	.000	0-0	.000	1-2	.500	0	7	7	5.7	3	0	0	1	0	1	5.8
Duke	02/17/2025	*	21:10	1-3	.333	0-0	.000	0-0	.000	1	2	3	5.6	0	1	0	1	1	2	5.7
at North Carolina	02/22/2025	*	23:03	2-5	.400	0-0	.000	1-2	.500	1	5	6	5.6	1	1	0	0	1	5	5.7
at Wake Forest	02/26/2025	*	10:50	0-1	.000	0-0	.000	0-0	.000	1	0	1	5.5	4	1	1	0	0	0	5.5
Clemson	03/01/2025	*	19:14	2-3	.667	0-0	.000	0-0	.000	1	1	2	5.3	2	4	1	2	0	4	5.4
Totals		**19**	**621:36**	**63-118**	**.534**	**0-2**	**.000**	**31-58**	**.534**	**54**	**101**	**155**	**5.3**	**66**	**39**	**23**	**32**	**16**	**157**	**5.4**

Player Averages

Games Played	Minutes/ game	Points/ game	FG Pct	3FG Pct	FT Pct	Rebounds/ game	Assists/ game	Turnovers/ game	Assist/Turnover ratio	Steals/ game	Blocks/ game
29	21.4	5.4	53.4	0.0	53.4	5.3	1.3	0.8	1.7	0.6	1.1



2 ELIJAH SAUNDERS

Jr. • F • 6-8 • 240 • Phoenix, Ariz. • San Diego State

2024-25 SEASON

- Totaled 11 points and five rebounds in his UVA debut vs. Campbell (11/6/24)
- Scored 15 points along with five rebounds vs. Coppin State (11/11/24)
- Netted five points and six rebounds, while battling leg cramps, vs. Villanova (11/15/24)
- Scored 12 points vs. No. 22 St. John's (11/22/24)
- Tallied eight points, six rebounds and two steals vs. Manhattan (11/26/24)
- Recorded nine points and six rebounds vs. Holy Cross (11/29/24)
- Scored 19 points along with five rebounds at No. 13 Florida (12/4/24)
- Registered 15 points and eight rebounds vs. Bethune-Cookman (12/12/24)
- Recorded 15 points, four rebounds and two blocks vs. No. 21 Memphis (12/18/24)
- Tallied 21 points (7 of 9 FGs, 7 of 8 FTs) along with eight rebounds vs. American (12/22/24)
- Scored a career-high 22 points (7 of 9 FGs, 7 of 8 FTs) along with five rebounds vs. NC State (12/31/24)
- Netted 12 points vs. Louisville (1/4/25)
- Recorded first career double-double with 11 points and career-high 10 rebounds at Cal (1/8/25)
- Scored 19 points and added career-best 10 rebounds at Louisville (1/18/25)
- Tallied 10 points before being ejected for a flagrant two foul vs. Boston College (1/21/25)
- Collected nine points and six rebounds vs. Notre Dame (1/25/25)
- Missed the Miami (1/29/25), Virginia Tech (2/1/25) and Pitt (2/3/25) games due to injury
- Tallied eight points and six rebounds at Wake Forest (2/26/25)
- Recorded nine points and six rebounds vs. No. 13 Clemson (3/1/25)

CAREER STATS/SINGLE-GAME HIGHS

				Field Goals		3-Point		F-Throws		Rebounds									Scoring	
SEASON	TEAM	GP-GS	MIN/AVG	FG-FGA	FG%	3FG-3FGA	3FG%	FT-FTA	FT%	OFF	DEF	TOT	AVG	PF-FO	A	TO	BLK	STL	PTS	AVG
2022-23	SDSU	16-0	93/5.8	5-18	.278	2-11	.182	2-6	.333	5	12	17	1.1	3-0	8	8	1	1	14	0.9
2023-24	SDSU	37-21	749/20.2	83-198	.419	39-121	.322	24-25	.960	41	93	134	3.6	65-0	29	28	11	17	229	6.2
2024-25	UVa	26-23	698/26.8	92-218	.422	30-81	.370	59-70	.843	26	108	134	5.2	52-1	21	37	7	14	273	10.5
TOTAL FOR UVa		**26-23**	**698/26.8**	**92-218**	**.422**	**30-81**	**.370**	**59-70**	**.843**	**26**	**108**	**134**	**5.2**	**52-1**	**21**	**37**	**7**	**14**	**273**	**10.5**
TOTAL		**79-44**	**1540/19.5**	**180-434**	**.415**	**71-213**	**.333**	**85-101**	**.842**	**72**	**213**	**285**	**3.6**	**120-1**	**58**	**73**	**19**	**32**	**516**	**6.5**

Single Game Highs

Statistic	Value	
Points	22	vs NC State 12/31/24
Rebounds	10	at California 01/08/25, at Louisville 01/18/25
Assists	3	vs Occidental 12/02/22, vs Kennesaw St. 12/12/22, vs St. Katherine 12/19/23
Steals	4	at BYU 11/10/23
Blocks	4	vs Saint Mary's (CA) 11/17/23
FG Made	7	vs American 12/22/24, vs NC State 12/31/24
FG Attempts	13	at Louisville 01/18/25
3FG Made	4	at UNLV 03/05/24
3FG Attempts	9	at UNLV 03/05/24
FT Made	8	at California 01/08/25
FT Attempts	8	vs American 12/22/24, vs NC State 12/31/24, at California 01/08/25

2024-25 SAUNDERS GAME-BY-GAME

				Total		3-Pointers		Free throws		Rebounds										
Opponent	Date	GS	MIN	FG-FGA	PCT	3FG-3FGA	PCT	FT-FTA	PCT	OFF	DEF	TOT	AVG	PF	A	TO	BLK	STL	PTS	AVG
Campbell	11/06/2024	*	17:57	5-8	.625	0-1	.000	1-1	1.000	2	3	5	5.0	5	0	4	0	0	11	11.0
Coppin St.	11/11/2024	*	28:35	5-9	.556	1-2	.500	4-4	1.000	1	4	5	5.0	2	1	1	1	0	15	13.0
vs Villanova	11/15/2024	*	31:51	2-7	.286	1-2	.500	0-0	.000	0	6	6	5.3	1	2	1	0	0	5	10.3
vs Tennessee	11/21/2024	*	20:54	1-8	.125	1-2	.500	0-0	.000	1	3	4	5.0	2	0	0	0	0	3	8.5
vs St. John's (NY)	11/22/2024	*	25:29	4-7	.571	1-3	.333	3-4	.750	0	3	3	4.6	0	0	1	0	0	12	9.2
Manhattan	11/26/2024	*	33:29	4-10	.400	0-2	.000	0-1	.000	1	5	6	4.8	1	2	2	0	2	8	9.0
Holy Cross	11/29/2024	*	24:47	4-11	.364	1-4	.250	0-0	.000	2	4	6	5.0	2	1	1	0	0	9	9.0
at Florida	12/04/2024	*	32:41	6-12	.500	3-5	.600	4-4	1.000	3	2	5	5.0	4	1	1	0	1	19	10.3
at SMU	12/07/2024	*	25:12	0-6	.000	0-2	.000	3-4	.750	0	3	3	4.8	4	0	0	0	1	3	9.4
Bethune-Cookman	12/12/2024	*	35:38	6-11	.545	1-3	.333	2-4	.500	2	6	8	5.1	0	0	2	1	1	15	10.0
Memphis	12/18/2024	*	25:36	4-7	.571	3-4	.750	4-4	1.000	2	2	4	5.0	4	0	2	2	0	15	10.5
American	12/22/2024	*	35:33	7-9	.778	0-1	.000	7-8	.875	0	8	8	5.3	1	2	2	0	0	21	11.3
NC State	12/31/2024	*	37:24	7-9	.778	1-2	.500	7-8	.875	1	4	5	5.2	3	2	1	0	1	22	12.2
Louisville	01/04/2025	*	29:53	6-12	.500	0-4	.000	0-0	.000	1	0	1	4.9	1	0	2	0	0	12	12.1
at California	01/08/2025	*	29:53	1-8	.125	1-4	.250	8-8	1.000	2	8	10	5.3	1	1	1	0	1	11	12.1
at Stanford	01/11/2025	*	27:05	3-8	.375	1-2	.500	2-2	1.000	0	5	5	5.3	3	0	3	0	0	9	11.9
SMU	01/15/2025	*	25:56	3-8	.375	2-3	.667	0-0	.000	0	3	3	5.1	1	1	1	2	1	8	11.6
at Louisville	01/18/2025	*	33:04	6-13	.462	3-6	.500	4-7	.571	0	10	10	5.4	4	1	4	0	1	19	12.1
Boston College	01/21/2025	*	19:49	4-7	.571	2-2	1.000	0-0	.000	1	5	6	5.4	1	1	1	0	1	10	11.9
Notre Dame	01/25/2025	*	33:24	4-11	.364	1-3	.333	0-1	.000	3	3	6	5.5	2	1	1	1	1	9	11.8
Georgia Tech	02/08/2025		10:47	0-3	.000	0-3	.000	0-0	.000	1	4	5	5.4	0	1	2	0	0	0	11.2
at Virginia Tech	02/15/2025		17:30	2-8	.250	2-6	.333	2-2	1.000	2	2	4	5.4	1	0	1	0	0	8	11.1
Duke	02/17/2025		23:19	1-8	.125	1-4	.250	4-4	1.000	1	2	3	5.3	1	2	0	0	0	7	10.9
at North Carolina	02/22/2025	*	21:46	1-5	.200	1-4	.250	2-2	1.000	0	1	1	5.1	2	1	2	0	1	5	10.7
at Wake Forest	02/26/2025	*	25:55	3-7	.429	2-4	.500	0-0	.000	0	6	6	5.1	4	0	1	0	1	8	10.6
Clemson	03/01/2025	*	24:11	3-6	.500	1-3	.333	2-2	1.000	0	6	6	5.2	2	1	0	0	1	9	10.5
Totals		**23**	**697:38**	**92-218**	**.422**	**30-81**	**.370**	**59-70**	**.843**	**26**	**108**	**134**	**5.2**	**52**	**21**	**37**	**7**	**14**	**273**	**10.5**

Player Averages

Games Played	Minutes/ game	Points/ game	FG Pct	3FG Pct	FT Pct	Rebounds/ game	Assists/ game	Turnovers/ game	Assist/Turnover ratio	Steals/ game	Blocks/ game
26	26.8	10.5	42.2	37.0	84.3	5.2	0.8	1.4	0.6	0.5	0.3

4 ANDREW ROHDE

Jr. • G • 6-6 • 200 • Milwaukee, Wis. • St. Thomas (Minn.)

2024-25 SEASON

- Tallied five assists vs. Campbell (11/6/24)
- Missed the Coppin State (11/11/24) game with a back injury
- Scored 13 points (3 of 5 3FGs) and dished four assists vs. Villanova (11/15/24)
- Scored eight points vs. Tennessee (11/21/24)
- Netted 11 points (3 of 4 FGs, 3 of 3 FTs) vs. No. 22 St. John's (11/22/24)
- Recorded 14 points and four steals vs. Manhattan (11/26/24)
- Tallied 13 points, three assists, one steal and one block vs. Holy Cross (11/29/24)
- Scored nine points in ACC opener at SMU (12/7/24)
- Netted eight points vs. Bethune-Cookman (12/12/24)
- Recorded 11 points and seven assists vs. NC State (12/31/24)
- Scored a team-high 16 points along with four rebounds, three assists and three steals vs. Louisville (1/4/25)
- Led UVA with 14 points and six assists at Cal (1/8/25)
- Recorded 16 points, six assists and four rebounds vs. Boston College (1/21/25)
- Missed the Miami (1/29/25) game due to injury
- Registered 12 points and seven assists vs. Virginia Tech (2/1/25)
- Tallied nine points, nine assists and seven rebounds at Pitt (2/3/25)
- Totaled 11 points and nine assists vs. Georgia Tech (2/8/25)
- Netted seven points along with a game-high nine assists at Virginia Tech (2/15/25)
- Recorded 15 points, five rebounds and five assists vs. No. 3 Duke (2/17/25)
- Scored 13 points at Wake Forest (2/26/25)
- Tallied 12 points, five assists and three rebounds vs. No. 13 Clemson (3/1/25)

CAREER STATS/SINGLE-GAME HIGHS

				Field Goals		3-Point		F-Throws		Rebounds								Scoring	
SEASON	TEAM	GP-GS	MIN/AVG	FG-FGA	FG%	3FG-3FGA	3FG%	FT-FTA	FT%	OFF	DEF	TOT	AVG	PF-FO	A	TO	BLK	STL	PTS	AVG
2022-23	UST	31-31	1019/32.9	189-422	.448	56-175	.320	97-119	.815	25	91	116	3.7	67-0	113	69	3	52	531	17.1
2023-24	UVa	33-27	830/25.2	53-181	.293	28-109	.257	7-16	.438	1	59	60	1.8	26-0	90	36	2	16	141	4.3
2024-25	UVa	27-23	820/30.4	91-205	.444	38-92	.413	33-43	.767	7	70	77	2.9	44-0	119	49	5	27	253	9.4
TOTAL FOR UVa		**60-50**	**1650/27.5**	**144-386**	**.373**	**66-201**	**.328**	**40-59**	**.678**	**8**	**129**	**137**	**2.3**	**70-0**	**209**	**85**	**7**	**43**	**394**	**6.6**
TOTAL		**91-81**	**2669/29.3**	**333-808**	**.412**	**122-376**	**.324**	**137-178**	**.770**	**33**	**220**	**253**	**2.8**	**137-0**	**322**	**154**	**10**	**95**	**925**	**10.2**

Single Game Highs

Statistic	Value	
Points	27	at North Dakota 02/25/23
Rebounds	9	at Montana St. 12/08/22
Assists	9	at Virginia Tech 02/15/25, at Pittsburgh 02/03/25, vs Georgia Tech 02/08/25
Steals	5	at North Dakota St. 02/23/23
Blocks	2	vs Clemson 03/01/25
FG Made	11	at North Dakota 02/25/23
FG Attempts	22	vs Oral Roberts 03/06/23
3FG Made	4	4 times
3FG Attempts	9	at South Dakota 12/29/22, vs South Dakota 01/28/23, vs Oral Roberts 03/06/23
FT Made	10	at Omaha 02/02/23
FT Attempts	10	at South Dakota 12/29/22, vs Omaha 01/07/23, at Omaha 02/02/23

2024-25 ROHDE GAME-BY-GAME

				Total		3-Pointers		Free throws		Rebounds										
Opponent	**Date**	**GS**	**MIN**	**FG-FGA**	**PCT**	**3FG-3FGA**	**PCT**	**FT-FTA**	**PCT**	**OFF**	**DEF**	**TOT**	**AVG**	**PF**	**A**	**TO**	**BLK**	**STL**	**PTS**	**AVG**
Campbell	11/06/2024	*	32:41	0-2	.000	0-2	.000	1-2	.500	0	3	3	3.0	2	5	4	1	0	1	1.0
vs Villanova	11/15/2024		27:34	5-8	.625	3-5	.600	0-1	.000	0	3	3	3.0	1	4	2	0	1	13	7.0
vs Tennessee	11/21/2024		27:57	3-8	.375	2-5	.400	0-0	.000	0	1	1	2.3	3	3	4	0	0	8	7.3
vs St. John's (NY)	11/22/2024		21:34	3-4	.750	2-2	1.000	3-3	1.000	0	2	2	2.3	0	1	2	0	0	11	8.3
Manhattan	11/26/2024	*	36:14	6-9	.667	0-1	.000	2-2	1.000	0	2	2	2.2	0	2	1	0	4	14	9.4
Holy Cross	11/29/2024	*	27:42	5-8	.625	3-5	.600	0-0	.000	0	1	1	2.0	0	3	2	1	1	13	10.0
at Florida	12/04/2024	*	25:52	1-4	.250	0-1	.000	2-2	1.000	0	1	1	1.9	1	3	3	0	0	4	9.1
at SMU	12/07/2024	*	30:34	3-8	.375	1-2	.500	2-2	1.000	0	2	2	1.9	2	3	4	0	1	9	9.1
Bethune-Cookman	12/12/2024	*	28:40	3-7	.429	0-2	.000	2-3	.667	0	2	2	1.9	2	1	2	0	0	8	9.0
Memphis	12/18/2024	*	21:45	2-3	.667	1-1	1.000	0-0	.000	0	1	1	1.8	1	2	5	0	3	5	8.6
American	12/22/2024	*	27:42	2-9	.222	1-3	.333	0-0	.000	0	3	3	1.9	3	4	0	0	1	5	8.3
NC State	12/31/2024	*	35:51	4-8	.500	2-3	.667	1-2	.500	0	3	3	2.0	0	7	1	0	1	11	8.5
Louisville	01/04/2025	*	32:07	6-12	.500	2-5	.400	2-3	.667	0	4	4	2.2	0	3	1	0	3	16	9.1
at California	01/08/2025	*	32:47	6-13	.462	0-3	.000	2-2	1.000	0	4	4	2.3	4	6	1	0	2	14	9.4
at Stanford	01/11/2025	*	20:49	2-4	.500	1-2	.500	0-0	.000	1	0	1	2.2	1	5	2	0	0	5	9.1
SMU	01/15/2025	*	34:59	1-9	.111	0-6	.000	1-2	.500	1	1	2	2.2	2	4	0	0	3	3	8.8
at Louisville	01/18/2025	*	34:32	3-10	.300	1-4	.250	0-0	.000	2	1	3	2.2	1	4	2	0	1	7	8.6
Boston College	01/21/2025	*	29:47	5-6	.833	2-2	1.000	4-4	1.000	1	3	4	2.3	2	6	0	0	0	16	9.1
Notre Dame	01/25/2025	*	29:12	1-8	.125	1-3	.333	0-0	.000	1	3	4	2.4	0	2	1	1	0	3	8.7
Virginia Tech	02/01/2025		31:48	4-11	.364	2-5	.400	2-2	1.000	0	2	2	2.4	2	7	0	0	1	12	8.9
at Pittsburgh	02/03/2025	*	35:22	3-6	.500	3-5	.600	0-0	.000	1	6	7	2.6	2	9	0	0	0	9	8.9
Georgia Tech	02/08/2025	*	33:46	4-9	.444	3-6	.500	0-0	.000	0	3	3	2.6	3	9	0	0	0	11	9.0
at Virginia Tech	02/15/2025	*	24:39	1-3	.333	1-3	.333	4-4	1.000	0	4	4	2.7	4	9	2	0	0	7	8.9
Duke	02/17/2025	*	34:12	5-10	.500	2-4	.500	3-4	.750	0	5	5	2.8	0	5	2	0	1	15	9.2
at North Carolina	02/22/2025	*	33:38	3-9	.333	2-6	.333	0-0	.000	0	3	3	2.8	3	4	4	0	2	8	9.1
at Wake Forest	02/26/2025	*	36:08	5-8	.625	2-4	.500	1-3	.333	0	4	4	2.8	3	3	2	0	2	13	9.3
Clemson	03/01/2025	*	32:07	5-9	.556	1-2	.500	1-2	.500	0	3	3	2.9	2	5	2	2	0	12	9.4
Totals		**23**	**819:58**	**91-205**	**.444**	**38-92**	**.413**	**33-43**	**.767**	**7**	**70**	**77**	**2.9**	**44**	**119**	**49**	**5**	**27**	**253**	**9.4**

Player Averages

Games Played	Minutes/ game	Points/ game	FG Pct	3FG Pct	FT Pct	Rebounds/ game	Assists/ game	Turnovers/ game	Assist/Turnover ratio	Steals/ game	Blocks/ game
27	30.4	9.4	44.4	41.3	76.7	2.9	4.4	1.8	2.4	1.0	0.2



5 JACOB COFIE

Fr. • F • 6-10 • 232 • Seattle, Wash. • Eastside Catholic School

2024-25 SEASON

- Scored 16 points (7 of 8 FGs & 2 of 3 3FGs) in collegiate debut vs. Campbell (11/6/24)
- Collected 11 points, 11 rebounds, four steals and three blocks vs. Coppin State (11/11/24)
- Netted 12 points, six rebounds and one block vs. Villanova (11/15/24)
- Pulled down seven rebounds vs. No. 22 St. John's (11/22/24)
- Tallied 10 points, five rebounds, two blocks and one steal vs. Manhattan (11/26/24)
- Recorded six points, four rebounds and one block vs. Holy Cross (11/29/24)
- Collected eight points and six rebounds at No. 13 Florida (12/4/24)
- Netted 12 points along with 10 rebounds and one block vs. Bethune-Cookman (12/12/24)
- Recorded six points and four rebounds in first career start vs. No. 21 Memphis (12/18/24)
- Tallied six points, seven rebounds and two steals vs. American (12/22/24)
- Registered six points, two rebounds and three blocks vs. NC State (12/31/24)
- Scored 12 points and registered two steals at Cal (1/8/25)
- Netted 11 points along with five rebounds at Stanford (1/11/25)
- Scored 17 points along with six rebounds vs. Notre Dame (1/25/25)
- Totaled nine points and seven rebounds at Miami (1/29/25)
- Tallied four points, six rebounds, two steals and two blocks vs. Virginia Tech (2/1/25)
- Collected nine points, six rebounds and two steals vs. Georgia Tech (2/8/25)
- Tallied nine points, three rebounds and two steals at North Carolina (2/22/25)
- Netted 12 points (8 of 10 FTs) at Wake Forest (2/26/25)

CAREER STATS/SINGLE-GAME HIGHS

				Field Goals		3-Point		F-Throws		Rebounds								Scoring	
SEASON	TEAM	GP-GS	MIN/AVG	FG-FGA	FG%	3FG-3FGA	3FG%	FT-FTA	FT%	OFF	DEF	TOT	AVG	PF-FO	A	TO	BLK	STL	PTS	AVG
2024-25	UVa	29-16	608/21.0	80-166	.482	10-40	.250	37-48	.771	44	93	137	4.7	76-1	31	26	23	31	207	7.1
TOTAL		**29-16**	**608/21.0**	**80-166**	**.482**	**10-40**	**.250**	**37-48**	**.771**	**44**	**93**	**137**	**4.7**	**76-1**	**31**	**26**	**23**	**31**	**207**	**7.1**

Single Game Highs

Statistic	Value	
Points	17	vs Notre Dame 01/25/25
Rebounds	11	vs Coppin St. 11/11/24
Assists	4	vs American 12/22/24
Steals	4	vs Coppin St. 11/11/24
Blocks	3	vs Coppin St. 11/11/24, vs NC State 12/31/24
FG Made	7	vs Campbell 11/06/24, vs Notre Dame 01/25/25
FG Attempts	13	vs Notre Dame 01/25/25
3FG Made	2	vs Campbell 11/06/24, vs Villanova 11/15/24
3FG Attempts	7	vs Villanova 11/15/24
FT Made	8	at Wake Forest 02/26/25
FT Attempts	10	at Wake Forest 02/26/25

2024-25 COFIE GAME-BY-GAME

				Total		3-Pointers		Free throws		Rebounds										
Opponent	**Date**	**GS**	**MIN**	**FG-FGA**	**PCT**	**3FG-3FGA**	**PCT**	**FT-FTA**	**PCT**	**OFF**	**DEF**	**TOT**	**AVG**	**PF**	**A**	**TO**	**BLK**	**STL**	**PTS**	**AVG**
Campbell	11/06/2024		28:37	7-8	.875	2-3	.667	0-0	.000	1	5	6	6.0	1	1	0	1	1	16	16.0
Coppin St.	11/11/2024		26:54	3-5	.600	1-1	1.000	4-4	1.000	3	8	11	8.5	3	2	2	3	4	11	13.5
vs Villanova	11/15/2024		25:43	4-10	.400	2-7	.286	2-2	1.000	0	6	6	7.7	3	2	0	1	1	12	13.0
vs Tennessee	11/21/2024		19:56	1-5	.200	0-2	.000	0-0	.000	2	4	6	7.3	2	1	3	0	0	2	10.3
vs St. John's (NY)	11/22/2024		21:21	1-5	.200	0-3	.000	0-0	.000	0	7	7	7.2	3	1	1	0	0	2	8.6
Manhattan	11/26/2024		18:57	5-7	.714	0-1	.000	0-0	.000	3	2	5	6.8	1	0	2	2	1	10	8.8
Holy Cross	11/29/2024		17:21	2-3	.667	0-1	.000	2-2	1.000	0	4	4	6.4	1	0	0	1	0	6	8.4
at Florida	12/04/2024		18:18	3-9	.333	0-3	.000	2-2	1.000	4	2	6	6.4	4	2	1	0	1	8	8.4
at SMU	12/07/2024		24:22	3-6	.500	1-2	.500	1-1	1.000	1	1	2	5.9	2	3	0	2	0	8	8.3
Bethune-Cookman	12/12/2024		20:54	5-8	.625	1-2	.500	1-1	1.000	3	7	10	6.3	0	2	1	1	0	12	8.7
Memphis	12/18/2024	*	14:26	3-6	.500	0-0	.000	0-0	.000	3	1	4	6.1	4	0	0	1	0	6	8.5
American	12/22/2024	*	24:52	3-6	.500	0-0	.000	0-2	.000	3	4	7	6.2	2	4	1	0	2	6	8.3
NC State	12/31/2024	*	25:24	3-5	.600	0-2	.000	0-0	.000	0	2	2	5.8	3	1	0	3	1	6	8.1
Louisville	01/04/2025	*	24:07	2-7	.286	0-1	.000	1-1	1.000	2	1	3	5.6	2	1	1	2	0	5	7.9
at California	01/08/2025	*	18:15	5-9	.556	1-3	.333	1-2	.500	0	4	4	5.5	4	0	2	0	2	12	8.1
at Stanford	01/11/2025	*	25:58	4-7	.571	0-0	.000	3-4	.750	3	2	5	5.5	4	1	0	0	1	11	8.3
SMU	01/15/2025	*	17:54	2-5	.400	0-2	.000	0-0	.000	1	2	3	5.4	3	1	2	0	2	4	8.1
at Louisville	01/18/2025	*	09:39	1-3	.333	0-1	.000	0-1	.000	0	1	1	5.1	1	0	1	0	0	2	7.7
Boston College	01/21/2025	*	17:16	1-4	.250	0-0	.000	0-0	.000	1	5	6	5.2	1	1	1	1	1	2	7.4
Notre Dame	01/25/2025	*	25:09	7-13	.538	1-2	.500	2-2	1.000	2	4	6	5.2	3	1	1	0	1	17	7.9
at Miami (FL)	01/29/2025	*	24:60	2-4	.500	0-0	.000	5-6	.833	1	6	7	5.3	3	2	0	0	1	9	8.0
Virginia Tech	02/01/2025	*	26:48	1-6	.167	0-1	.000	2-2	1.000	3	3	6	5.3	2	1	1	2	2	4	7.8
at Pittsburgh	02/03/2025	*	16:56	1-2	.500	0-0	.000	0-0	.000	0	2	2	5.2	2	1	1	0	1	2	7.5
Georgia Tech	02/08/2025	*	24:25	4-7	.571	0-0	.000	1-1	1.000	3	3	6	5.2	3	0	2	0	2	9	7.6
at Virginia Tech	02/15/2025	*	18:14	2-4	.500	0-0	.000	0-1	.000	1	0	1	5.0	4	0	1	0	2	4	7.4
Duke	02/17/2025	*	16:41	0-2	.000	0-1	.000	0-0	.000	0	0	0	4.8	3	0	0	1	0	0	7.2
at North Carolina	02/22/2025		13:10	3-4	.750	1-2	.500	2-2	1.000	1	2	3	4.8	3	0	1	0	2	9	7.2
at Wake Forest	02/26/2025		25:54	2-2	1.000	0-0	.000	8-10	.800	0	3	3	4.7	4	1	1	1	1	12	7.4
Clemson	03/01/2025		15:46	0-4	.000	0-0	.000	0-2	.000	3	2	5	4.7	5	2	0	1	2	0	7.1
Totals		**16**	**608:16**	**80-166**	**.482**	**10-40**	**.250**	**37-48**	**.771**	**44**	**93**	**137**	**4.7**	**76**	**31**	**26**	**23**	**31**	**207**	**7.1**

Player Averages

Games Played	Minutes/ game	Points/ game	FG Pct	3FG Pct	FT Pct	Rebounds/ game	Assists/ game	Turnovers/ game	Assist/Turnover ratio	Steals/ game	Blocks/ game
29	21.0	7.1	48.2	25.0	77.1	4.7	1.1	0.9	1.2	1.1	0.8

7 DAI DAI AMES

So. • G • 6-1 • 190 • Chicago, Ill. • Kansas State

2024-25 SEASON

- Made UVA debut vs. Campbell (11/6/24)
- Scored 13 points and added three rebounds, three assists and two blocked shots vs. Coppin State (11/11/24)
- Scored eight points in start vs. Villanova (11/15/24)
- Tallied team-high 12 points vs. No. 11 Tennessee (11/21/24)
- Recorded 10 points, five assists and two steals vs. Manhattan (11/26/24)
- Netted 16 points and three rebounds vs. Holy Cross (11/29/24)
- Scored seven points along with two assists at No. 13 Florida (12/4/24)
- Played seven minutes before leaving game with an ankle injury at SMU (12/7/24)
- Missed the Bethune-Cookman (12/12/24) game with an ankle injury
- Recorded eight points, five rebounds and four assists vs. No. 21 Memphis (12/18/24)
- Scored five points at Stanford (1/11/25)
- Scored six points along with two assists vs. SMU (1/15/24)
- Netted eight points along with four assists vs. Notre Dame (1/25/25)
- Tallied five points, two assists and two steals at Miami (1/29/25)
- Scored 11 points vs. Virginia Tech (2/1/25)
- Scored a career-high 27 points (11 of 16 FGs, 3 of 6 3FGs, 2 of 2 FTs) at Pitt (2/3/25)
- Poured in 18 points (4 of 6 3FGs) along with four rebounds vs. Georgia Tech (2/8/25)
- Tallied 11 points and five assists at Virginia Tech (2/15/25)
- Scored 15 points along with three assists vs. No. 3 Duke (2/17/25)
- Netted 12 points at North Carolina (2/22/25)
- Netted 12 points vs. No. 13 Clemson (3/1/25)

CAREER STATS/SINGLE-GAME HIGHS

				Field Goals		3-Point		F-Throws		Rebounds									Scoring	
SEASON	TEAM	GP-GS	MIN/AVG	FG-FGA	FG%	3FG-3FGA	3FG%	FT-FTA	FT%	OFF	DEF	TOT	AVG	PF-FO	A	TO	BLK	STL	PTS	AVG
2023-24	KState	31-16	638/20.6	54-153	.353	23-70	.329	30-43	.698	11	24	35	1.1	49-0	61	49	1	17	161	5.2
2024-25	UVa	28-23	695/24.8	92-194	.474	27-68	.397	28-34	.824	4	34	38	1.4	58-1	55	32	9	21	239	8.5
TOTAL FOR UVa		**28-23**	**695/24.8**	**92-194**	**.474**	**27-68**	**.397**	**28-34**	**.824**	**4**	**34**	**38**	**1.4**	**58-1**	**55**	**32**	**9**	**21**	**239**	**8.5**
TOTAL		**59-39**	**1333/22.6**	**146-347**	**.421**	**50-138**	**.362**	**58-77**	**.753**	**15**	**58**	**73**	**1.2**	**107-1**	**116**	**81**	**10**	**38**	**400**	**6.8**

Single Game Highs

Statistic	Value	
Points	27	at Pittsburgh 02/03/25
Rebounds	5	at Texas 02/19/24, vs Memphis 12/18/24
Assists	7	vs South Dakota St. 11/13/23
Steals	3	vs Bellarmine 11/10/23, at LSU 12/09/23
Blocks	2	vs Coppin St. 11/11/24, at Louisville 01/18/25
FG Made	11	at Pittsburgh 02/03/25
FG Attempts	16	at Pittsburgh 02/03/25
3FG Made	4	at Iowa 03/19/24, vs Georgia Tech 02/08/25
3FG Attempts	6	at Pittsburgh 02/03/25, vs Georgia Tech 02/08/25
FT Made	5	vs Providence 11/17/23, vs Tennessee 11/21/24
FT Attempts	6	vs Providence 11/17/23, vs Tennessee 11/21/24, vs Memphis 12/18/24

2024-25 AMES GAME-BY-GAME

				Total		3-Pointers		Free throws		Rebounds										
Opponent	**Date**	**GS**	**MIN**	**FG-FGA**	**PCT**	**3FG-3FGA**	**PCT**	**FT-FTA**	**PCT**	**OFF**	**DEF**	**TOT**	**AVG**	**PF**	**A**	**TO**	**BLK**	**STL**	**PTS**	**AVG**
Campbell	11/06/2024		10:07	0-1	.000	0-0	.000	2-2	1.000	0	2	2	2.0	0	1	0	0	0	2	2.0
Coppin St.	11/11/2024	*	29:52	5-8	.625	2-3	.667	1-1	1.000	0	3	3	2.5	2	3	0	2	0	13	7.5
vs Villanova	11/15/2024	*	35:40	3-8	.375	1-3	.333	1-1	1.000	1	1	2	2.3	3	1	4	0	1	8	7.7
vs Tennessee	11/21/2024	*	29:24	3-8	.375	1-3	.333	5-6	.833	1	1	2	2.3	4	0	4	0	0	12	8.8
vs St. John's (NY)	11/22/2024	*	31:45	1-6	.167	1-3	.333	0-0	.000	0	2	2	2.2	0	3	3	0	1	3	7.6
Manhattan	11/26/2024	*	30:59	3-7	.429	2-3	.667	2-2	1.000	1	0	1	2.0	5	5	2	0	2	10	8.0
Holy Cross	11/29/2024	*	27:30	6-9	.667	2-2	1.000	2-2	1.000	0	3	3	2.1	1	1	0	0	1	16	9.1
at Florida	12/04/2024	*	26:33	3-9	.333	1-1	1.000	0-0	.000	0	1	1	2.0	3	2	2	0	0	7	8.9
at SMU	12/07/2024	*	07:04	1-3	.333	0-0	.000	0-0	.000	0	1	1	1.9	0	1	1	0	1	2	8.1
Memphis	12/18/2024	*	30:45	2-11	.182	0-4	.000	4-6	.667	0	5	5	2.2	4	4	0	0	1	8	8.1
American	12/22/2024	*	21:53	2-4	.500	1-1	1.000	0-0	.000	0	0	0	2.0	1	1	0	1	0	5	7.8
NC State	12/31/2024	*	08:37	1-2	.500	0-0	.000	0-0	.000	0	0	0	1.8	0	0	0	0	0	2	7.3
Louisville	01/04/2025		10:12	0-2	.000	0-2	.000	0-0	.000	0	1	1	1.8	2	0	1	0	0	0	6.8
at California	01/08/2025		03:57	0-2	.000	0-1	.000	0-0	.000	0	0	0	1.6	2	0	0	0	0	0	6.3
at Stanford	01/11/2025		13:55	2-5	.400	1-1	1.000	0-0	.000	0	0	0	1.5	0	0	0	0	1	5	6.2
SMU	01/15/2025	*	27:48	3-6	.500	0-2	.000	0-0	.000	0	0	0	1.4	2	2	1	0	0	6	6.2
at Louisville	01/18/2025	*	27:47	2-4	.500	0-1	.000	0-0	.000	0	1	1	1.4	4	4	2	2	2	4	6.1
Boston College	01/21/2025	*	25:04	1-4	.250	0-2	.000	1-2	.500	0	0	0	1.3	1	4	2	0	2	3	5.9
Notre Dame	01/25/2025	*	28:07	3-5	.600	2-3	.667	0-0	.000	0	1	1	1.3	4	4	0	1	1	8	6.0
at Miami (FL)	01/29/2025	*	26:12	2-6	.333	1-3	.333	0-0	.000	1	0	1	1.3	4	3	2	0	2	5	6.0
Virginia Tech	02/01/2025	*	27:33	5-8	.625	0-2	.000	1-1	1.000	0	2	2	1.3	4	1	1	0	0	11	6.2
at Pittsburgh	02/03/2025	*	35:13	11-16	.688	3-6	.500	2-2	1.000	0	2	2	1.4	1	2	2	0	1	27	7.1
Georgia Tech	02/08/2025	*	30:19	7-12	.583	4-6	.667	0-0	.000	0	4	4	1.5	2	2	2	1	1	18	7.6
at Virginia Tech	02/15/2025	*	35:47	5-9	.556	1-4	.250	0-0	.000	0	0	0	1.4	1	5	1	1	1	11	7.8
Duke	02/17/2025	*	29:51	6-12	.500	1-4	.250	2-3	.667	0	1	1	1.4	1	3	1	0	0	15	8.0
at North Carolina	02/22/2025	*	18:19	5-6	.833	0-1	.000	2-2	1.000	0	1	1	1.4	4	0	0	0	1	12	8.2
at Wake Forest	02/26/2025	*	36:28	5-11	.455	1-4	.250	3-4	.750	0	2	2	1.4	2	3	0	0	2	14	8.4
Clemson	03/01/2025		28:22	5-10	.500	2-3	.667	0-0	.000	0	0	0	1.4	1	0	1	1	0	12	8.5
Totals		**23**	**695:03**	**92-194**	**.474**	**27-68**	**.397**	**28-34**	**.824**	**4**	**34**	**38**	**1.4**	**58**	**55**	**32**	**9**	**21**	**239**	**8.5**

Player Averages

Games Played	Minutes/ game	Points/ game	FG Pct	3FG Pct	FT Pct	Rebounds/ game	Assists/ game	Turnovers/ game	Assist/Turnover ratio	Steals/ game	Blocks/ game
28	24.8	8.5	47.4	39.7	82.4	1.4	2.0	1.1	1.7	0.8	0.3

9 ISHAN SHARMA

Fr. • G • 6-5 • 192 • Milton, Ont. • Fort Erie International Academy

2024-25 SEASON

- Drilled two 3-pointers along with three rebounds and two assists in collegiate debut vs. Campbell (11/6/24)
- Scored two points vs. No. 22 St. John's (11/22/24)
- Collected four rebounds and four assists vs. Holy Cross (11/29/24)
- Recorded three points and four rebounds in ACC opener at SMU (12/7/24)
- Tallied 12 points (4 of 7 3FGs), five rebounds and three assists vs. Bethune-Cookman (12/12/24)
- Scored six points (2 of 3 3FGs) in seven minutes vs. NC State (12/31/24)
- Recorded nine points on a trio of 3-pointers at Cal (1/8/25)
- Registered six points and three assists in first collegiate start at Stanford (1/11/25)
- Scored 10 points (4 of 4 FTs) vs. SMU (1/15/24)
- Scored six points on a pair of 3-pointers at Louisville (1/18/25)
- Netted seven points vs. Boston College (1/21/25)
- Missed the Notre Dame (1/25/25) game due to illness
- Went 4 of 4 from the free throw line at Miami (1/29/25)
- Scored eight points vs. Virginia Tech (2/1/25)

CAREER STATS/SINGLE-GAME HIGHS

				Field Goals		3-Point		F-Throws		Rebounds									Scoring	
SEASON	TEAM	GP-GS	MIN/AVG	FG-FGA	FG%	3FG-3FGA	3FG%	FT-FTA	FT%	OFF	DEF	TOT	AVG	PF-FO	A	TO	BLK	STL	PTS	AVG
2024-25	UVa	27-1	362/13.4	28-87	.322	23-70	.329	13-14	.929	3	35	38	1.4	26-0	23	9	2	6	92	3.4
TOTAL		**27-1**	**362/13.4**	**28-87**	**.322**	**23-70**	**.329**	**13-14**	**.929**	**3**	**35**	**38**	**1.4**	**26-0**	**23**	**9**	**2**	**6**	**92**	**3.4**

Single Game Highs

Statistic	Value	
Points	12	vs Bethune-Cookman 12/12/24
Rebounds	5	vs Bethune-Cookman 12/12/24
Assists	4	vs Holy Cross 11/29/24
Steals	1	6 times
Blocks	1	vs Campbell 11/06/24, vs American 12/22/24
FG Made	4	vs Bethune-Cookman 12/12/24
FG Attempts	8	vs Boston College 01/21/25, at California 01/08/25
3FG Made	4	vs Bethune-Cookman 12/12/24
3FG Attempts	7	vs Bethune-Cookman 12/12/24, at California 01/08/25, vs SMU 01/15/25
FT Made	4	vs SMU 01/15/25, at Miami (FL) 01/29/25
FT Attempts	4	vs SMU 01/15/25, at Miami (FL) 01/29/25

2024-25 SHARMA GAME-BY-GAME

				Total		3-Pointers		Free throws		Rebounds										
Opponent	Date	GS	MIN	FG-FGA	PCT	3FG-3FGA	PCT	FT-FTA	PCT	OFF	DEF	TOT	AVG	PF	A	TO	BLK	STL	PTS	AVG
Campbell	11/06/2024		08:58	2-3	.667	2-2	1.000	0-0	.000	0	3	3	3.0	0	2	0	1	0	6	6.0
Coppin St.	11/11/2024		18:23	0-6	.000	0-5	.000	0-0	.000	0	1	1	2.0	1	3	1	0	0	0	3.0
vs Villanova	11/15/2024		09:54	0-1	.000	0-1	.000	1-2	.500	0	0	0	1.3	0	0	0	0	1	1	2.3
vs Tennessee	11/21/2024		05:19	0-0	.000	0-0	.000	0-0	.000	0	0	0	1.0	2	0	0	0	0	0	1.8
vs St. John's (NY)	11/22/2024		05:35	1-4	.250	0-3	.000	0-0	.000	0	0	0	0.8	0	0	0	0	0	2	1.8
Holy Cross	11/29/2024		09:36	0-1	.000	0-1	.000	0-0	.000	0	4	4	1.3	0	4	0	0	0	0	1.5
at Florida	12/04/2024		04:35	0-0	.000	0-0	.000	0-0	.000	1	0	1	1.3	0	0	0	0	0	0	1.3
at SMU	12/07/2024		15:22	1-3	.333	1-2	.500	0-0	.000	0	4	4	1.6	3	0	1	0	1	3	1.5
Bethune-Cookman	12/12/2024		25:36	4-7	.571	4-7	.571	0-0	.000	1	4	5	2.0	0	3	1	0	1	12	2.7
Memphis	12/18/2024		11:51	0-2	.000	0-2	.000	0-0	.000	0	2	2	2.0	1	0	0	0	1	0	2.4
American	12/22/2024		08:18	0-1	.000	0-1	.000	0-0	.000	0	1	1	1.9	0	0	1	1	0	0	2.2
NC State	12/31/2024		14:46	2-3	.667	2-3	.667	0-0	.000	0	1	1	1.8	1	0	0	0	0	6	2.5
Louisville	01/04/2025		16:54	1-3	.333	0-2	.000	0-0	.000	0	0	0	1.7	2	2	0	0	0	2	2.5
at California	01/08/2025		24:59	3-8	.375	3-7	.429	0-0	.000	0	0	0	1.6	2	2	0	0	0	9	2.9
at Stanford	01/11/2025	*	32:25	2-4	.500	2-4	.500	0-0	.000	1	2	3	1.7	2	3	2	0	0	6	3.1
SMU	01/15/2025		18:20	2-7	.286	2-7	.286	4-4	1.000	0	1	1	1.6	2	0	0	0	0	10	3.6
at Louisville	01/18/2025		23:16	2-4	.500	2-3	.667	0-0	.000	0	3	3	1.7	4	1	1	0	0	6	3.7
Boston College	01/21/2025		19:51	2-8	.250	1-4	.250	2-2	1.000	0	0	0	1.6	1	0	0	0	1	7	3.9
at Miami (FL)	01/29/2025		18:39	0-2	.000	0-2	.000	4-4	1.000	0	3	3	1.7	1	1	1	0	0	4	3.9
Virginia Tech	02/01/2025		13:27	3-5	.600	2-4	.500	0-0	.000	0	0	0	1.6	0	0	0	0	0	8	4.1
at Pittsburgh	02/03/2025		09:41	1-2	.500	1-2	.500	0-0	.000	0	1	1	1.6	2	0	0	0	0	3	4.0
Georgia Tech	02/08/2025		07:26	0-2	.000	0-1	.000	0-0	.000	0	2	2	1.6	0	0	0	0	0	0	3.9
at Virginia Tech	02/15/2025		09:08	1-3	.333	1-3	.333	0-0	.000	0	0	0	1.5	0	1	1	0	1	3	3.8
Duke	02/17/2025		08:35	0-3	.000	0-2	.000	2-2	1.000	0	1	1	1.5	1	0	0	0	0	2	3.8
at North Carolina	02/22/2025		12:40	1-3	.333	0-1	.000	0-0	.000	0	1	1	1.5	1	1	0	0	0	2	3.7
at Wake Forest	02/26/2025		05:00	0-1	.000	0-1	.000	0-0	.000	0	0	0	1.4	0	0	0	0	0	0	3.5
Clemson	03/01/2025		03:27	0-1	.000	0-0	.000	0-0	.000	0	1	1	1.4	0	0	0	0	0	0	3.4
Totals		**1**	**362:02**	**28-87**	**.322**	**23-70**	**.329**	**13-14**	**.929**	**3**	**35**	**38**	**1.4**	**26**	**23**	**9**	**2**	**6**	**92**	**3.4**

Player Averages

Games Played	Minutes/ game	Points/ game	FG Pct	3FG Pct	FT Pct	Rebounds/ game	Assists/ game	Turnovers/ game	Assist/Turnover ratio	Steals/ game	Blocks/ game
27	13.4	3.4	32.2	32.9	92.9	1.4	0.9	0.3	2.6	0.2	0.1

10 TAINE MURRAY

Sr. • G • 6-5 • 208 • Auckland, N.Z. • Rosmini College

2024-25 SEASON

- Netted five points off the bench vs. Campbell (11/6/24)
- Scored three points vs. No. 11 Tennessee (11/21/24)
- Scored five points (2 of 2 FGs) vs. No. 22 St. John's (11/22/24)
- Handed out four assists vs. Holy Cross (11/29/24)
- Scored eight points (4 of 5 FGs) at No. 13 Florida (12/4/24)
- Made third career start vs. Bethune-Cookman (12/12/24)
- Matched a career high with 14 points and one block vs. No. 21 Memphis (12/18/24)
- Scored 13 points (4 of 6 3FGs) vs. American (12/22/24)
- Registered four points, three rebounds and career-high five assists vs. NC State (12/31/24)
- Posted career highs in rebounds (5) and blocks (2) in start vs. Louisville (1/4/25)
- Scored three points along with two assists vs. Notre Dame (1/25/25)
- Recorded career highs in points (20), assists (7) and minutes (36) at Miami (1/29/25)
- Netted 10 point, six rebounds and one block vs. Virginia Tech (2/1/25)
- Recorded five points and a career-high three steals at Pitt (2/3/25)
- Tallied nine points, four rebounds and three assists at Wake Forest (2/26/25)

CAREER STATS/SINGLE-GAME HIGHS

				Field Goals		3-Point		F-Throws		Rebounds									Scoring	
SEASON	TEAM	GP-GS	MIN/AVG	FG-FGA	FG%	3FG-3FGA	3FG%	FT-FTA	FT%	OFF	DEF	TOT	AVG	PF-FO	A	TO	BLK	STL	PTS	AVG
2021-22	UVa	19-0	143/7.5	13-33	.394	8-23	.348	4-8	.500	6	11	17	0.9	14-0	2	4	1	2	38	2.0
2022-23	UVa	13-0	93/7.2	6-19	.316	2-12	.167	4-6	.667	0	12	12	0.9	5-0	3	3	2	0	18	1.4
2023-24	UVa	33-2	448/13.6	40-83	.482	18-40	.450	11-18	.611	4	36	40	1.2	22-0	29	8	4	6	109	3.3
2024-25	UVa	28-6	539/19.3	47-108	.435	17-41	.415	11-15	.733	6	39	45	1.6	36-0	47	21	6	7	122	4.4
TOTAL		**93-8**	**1224/13.2**	**106-243**	**.436**	**45-116**	**.388**	**30-47**	**.638**	**16**	**98**	**114**	**1.2**	**77-0**	**81**	**36**	**13**	**15**	**287**	**3.1**

Single Game Highs

Statistic	Value	
Points	20	at Miami (FL) 01/29/25
Rebounds	6	vs Virginia Tech 02/01/25
Assists	7	at Miami (FL) 01/29/25
Steals	3	at Pittsburgh 02/03/25
Blocks	2	vs Louisville 01/04/25
FG Made	8	at Miami (FL) 01/29/25
FG Attempts	12	at Miami (FL) 01/29/25
3FG Made	4	at Miami (FL) 01/29/25, vs Iowa 11/29/21
3FG Attempts	6	at Miami (FL) 01/29/25, vs Iowa 11/29/21
FT Made	3	vs Memphis 12/18/24, vs NC State 01/24/24
FT Attempts	4	vs SMU 01/15/25, vs NC State 01/24/24

2024-25 MURRAY GAME-BY-GAME

				Total		3-Pointers		Free throws		Rebounds										
Opponent	**Date**	**GS**	**MIN**	**FG-FGA**	**PCT**	**3FG-3FGA**	**PCT**	**FT-FTA**	**PCT**	**OFF**	**DEF**	**TOT**	**AVG**	**PF**	**A**	**TO**	**BLK**	**STL**	**PTS**	**AVG**
Campbell	11/06/2024		18:18	2-5	.400	0-0	.000	1-2	.500	0	1	1	1.0	1	0	0	0	0	5	5.0
Coppin St.	11/11/2024		18:35	0-2	.000	0-2	.000	0-0	.000	0	1	1	1.0	2	0	6	0	0	0	2.5
vs Tennessee	11/21/2024		09:26	1-4	.250	1-2	.500	0-0	.000	1	1	2	1.3	0	1	0	0	0	3	2.7
vs St. John's (NY)	11/22/2024		12:48	2-2	1.000	1-1	1.000	0-0	.000	0	1	1	1.3	0	1	2	0	0	5	3.3
Manhattan	11/26/2024		15:46	0-0	.000	0-0	.000	0-0	.000	0	0	0	1.0	2	2	0	0	0	0	2.6
Holy Cross	11/29/2024		20:43	0-3	.000	0-1	.000	0-0	.000	0	1	1	1.0	0	4	1	0	0	0	2.2
at Florida	12/04/2024		25:32	4-5	.800	0-1	.000	0-0	.000	0	3	3	1.3	0	0	1	0	0	8	3.0
at SMU	12/07/2024		25:47	1-2	.500	0-1	.000	0-0	.000	0	4	4	1.6	3	1	1	0	2	2	2.9
Bethune-Cookman	12/12/2024	*	26:36	0-4	.000	0-2	.000	0-0	.000	0	2	2	1.7	2	2	1	0	0	0	2.6
Memphis	12/18/2024		26:23	5-9	.556	1-2	.500	3-3	1.000	0	0	0	1.5	1	1	0	1	0	14	3.7
American	12/22/2024		25:14	4-6	.667	3-4	.750	2-2	1.000	0	0	0	1.4	0	2	0	0	0	13	4.5
NC State	12/31/2024		23:21	2-5	.400	0-1	.000	0-0	.000	0	3	3	1.5	2	5	2	0	0	4	4.5
Louisville	01/04/2025	*	27:36	0-5	.000	0-3	.000	2-2	1.000	2	3	5	1.8	4	3	0	2	0	2	4.3
at California	01/08/2025	*	19:01	1-3	.333	1-1	1.000	0-0	.000	0	1	1	1.7	4	0	2	0	0	3	4.2
at Stanford	01/11/2025		09:31	0-1	.000	0-1	.000	1-2	.500	0	1	1	1.7	1	0	1	0	0	1	4.0
SMU	01/15/2025		07:03	0-0	.000	0-0	.000	2-4	.500	0	0	0	1.6	1	1	0	0	0	2	3.9
at Louisville	01/18/2025		03:34	1-1	1.000	1-1	1.000	0-0	.000	0	0	0	1.5	0	0	0	0	0	3	3.8
Boston College	01/21/2025		11:59	1-3	.333	0-0	.000	0-0	.000	1	0	1	1.4	0	2	1	0	2	2	3.7
Notre Dame	01/25/2025		17:57	1-3	.333	1-1	1.000	0-0	.000	0	0	0	1.4	0	2	1	0	0	3	3.7
at Miami (FL)	01/29/2025	*	36:18	8-12	.667	4-6	.667	0-0	.000	0	1	1	1.4	4	7	1	1	0	20	4.5
Virginia Tech	02/01/2025	*	29:19	4-8	.500	2-3	.667	0-0	.000	0	6	6	1.6	1	2	0	1	0	10	4.8
at Pittsburgh	02/03/2025		18:03	2-2	1.000	1-1	1.000	0-0	.000	1	1	2	1.6	2	2	1	0	3	5	4.8
Georgia Tech	02/08/2025		13:37	1-3	.333	0-2	.000	0-0	.000	0	1	1	1.6	0	2	0	0	0	2	4.7
at Virginia Tech	02/15/2025		15:57	1-2	.500	0-1	.000	0-0	.000	0	2	2	1.6	1	2	0	0	0	2	4.5
Duke	02/17/2025		10:34	0-1	.000	0-0	.000	0-0	.000	0	0	0	1.5	0	0	0	0	0	0	4.4
at North Carolina	02/22/2025		23:02	2-5	.400	0-0	.000	0-0	.000	0	0	0	1.5	1	0	0	1	0	4	4.3
at Wake Forest	02/26/2025		23:07	4-8	.500	1-2	.500	0-0	.000	1	3	4	1.6	3	3	0	0	0	9	4.5
Clemson	03/01/2025	*	24:13	0-4	.000	0-2	.000	0-0	.000	0	3	3	1.6	1	2	0	0	0	0	4.4
Totals		**6**	**539:19**	**47-108**	**.435**	**17-41**	**.415**	**11-15**	**.733**	**6**	**39**	**45**	**1.6**	**36**	**47**	**21**	**6**	**7**	**122**	**4.4**

Player Averages

Games Played	Minutes/ game	Points/ game	FG Pct	3FG Pct	FT Pct	Rebounds/ game	Assists/ game	Turnovers/ game	Assist/Turnover ratio	Steals/ game	Blocks/ game
28	19.3	4.4	43.5	41.5	73.3	1.6	1.7	0.8	2.2	0.3	0.2



11 ISAAC MCKNEELY

Jr. • G • 6-4 • 195 • Poca, W.Va. • Poca

2024-25 SEASON

- Tallied 11 points vs. Campbell (11/6/24)
- Drilled four 3-pointers en route to 14 points vs. Coppin State (11/11/24)
- Scored 23 points on 8 of 9 FGs, including a school-record 6 of 6 from 3-point range
- Collected 10 points and four rebounds vs. No. 22 St. John's (11/22/24)
- Scored team-high 18 points along with five rebounds vs. Manhattan (11/26/24)
- Collected 13 points, three rebounds, three assists and one steal vs. Holy Cross (11/29/24)
- Scored 12 points (4 of 8 3FGs) and had career highs in rebounds (7) and assists (5) at No. 13 Florida (12/4/24)
- Tallied 17 points (4 of 8 3FGs) in ACC opener at SMU (12/7/24)
- Scored 16 points vs. vs. No. 13 Clemson (3/1/25)
- Scored a team-high 22 points (5 of 11 3FGs) at Stanford (1/11/25)
- Scored a team-high 21 points (6 of 9 3FGs) vs. Boston College (1/21/25)
- Netted 14 points (4 of 10 3FGs) vs. Notre Dame (1/25/25)
- Scored 26 points and matched a career best with six 3-pointers at Miami (1/29/25)
- Totaled a game-high 19 points and career-high seven assists vs. Virginia Tech (2/1/25)
- Netted 20 points (4 of 9 3FGs) vs. Georgia Tech (2/8/25)
- Scored 22 points (6 of 14 3FGs) at Virginia Tech (2/15/25)
- Scored 14 points (4 of 7 3FGs) vs. No. 3 Duke (2/17/25)
- Recorded a team-high 17 points at North Carolina (2/22/25)
- Scored 27 points (10 of 14 FGs) at Wake Forest (2/26/25)

CAREER STATS/SINGLE-GAME HIGHS

				Field Goals		3-Point		F-Throws		Rebounds									Scoring	
SEASON	TEAM	GP-GS	MIN/AVG	FG-FGA	FG%	3FG-3FGA	3FG%	FT-FTA	FT%	OFF	DEF	TOT	AVG	PF-FO	A	TO	BLK	STL	PTS	AVG
2022-23	UVa	33-1	708/21.5	77-182	.423	51-130	.392	17-24	.708	7	66	73	2.2	44-0	23	21	4	12	222	6.7
2023-24	UVa	33-33	1068/32.4	137-335	.409	81-182	.445	50-59	.847	5	94	99	3.0	48-0	54	32	5	19	405	12.3
2024-25	UVa	29-29	997/34.4	137-308	.445	92-217	.424	51-63	.810	4	77	81	2.8	41-0	87	42	4	25	417	14.4
TOTAL		**95-63**	**2774/29.2**	**351-825**	**.425**	**224-529**	**.423**	**118-146**	**.808**	**16**	**237**	**253**	**2.7**	**133-0**	**164**	**95**	**13**	**56**	**1044**	**11.0**

Single Game Highs

Statistic	Value	
Points	29	at Florida St. 02/10/24
Rebounds	7	at Florida 12/04/24
Assists	7	vs Virginia Tech 02/01/25
Steals	3	vs Coppin St. 11/11/24
Blocks	2	vs NC State 02/07/23, vs Wake Forest 02/17/24, vs Clemson 03/01/25
FG Made	10	at Wake Forest 02/26/25
FG Attempts	17	at Miami (FL) 01/29/25
3FG Made	6	7 times
3FG Attempts	14	at Virginia Tech 02/15/25
FT Made	8	at Florida St. 02/10/24
FT Attempts	9	at Florida St. 02/10/24, vs Virginia Tech 02/01/25

2024-25 MCKNEELY GAME-BY-GAME

				Total		3-Pointers		Free throws		Rebounds										
Opponent	**Date**	**GS**	**MIN**	**FG-FGA**	**PCT**	**3FG-3FGA**	**PCT**	**FT-FTA**	**PCT**	**OFF**	**DEF**	**TOT**	**AVG**	**PF**	**A**	**TO**	**BLK**	**STL**	**PTS**	**AVG**
Campbell	11/06/2024	*	35:19	4-6	.667	1-3	.333	2-2	1.000	0	2	2	2.0	2	2	1	0	1	11	11.0
Coppin St.	11/11/2024	*	30:12	4-10	.400	4-8	.500	2-3	.667	0	6	6	4.0	0	3	0	1	3	14	12.5
vs Villanova	11/15/2024	*	36:20	8-9	.889	6-6	1.000	1-1	1.000	0	2	2	3.3	2	2	2	0	1	23	16.0
vs Tennessee	11/21/2024	*	35:31	1-6	.167	1-3	.333	1-3	.333	0	3	3	3.3	2	3	2	0	0	4	13.0
vs St. John's (NY)	11/22/2024	*	29:10	3-9	.333	3-9	.333	1-1	1.000	1	3	4	3.4	0	3	4	0	1	10	12.4
Manhattan	11/26/2024	*	37:19	5-10	.500	3-4	.750	5-6	.833	0	5	5	3.7	2	2	1	0	2	18	13.3
Holy Cross	11/29/2024	*	30:56	4-11	.364	3-9	.333	2-3	.667	1	2	3	3.6	1	3	1	0	1	13	13.3
at Florida	12/04/2024	*	35:51	4-10	.400	4-8	.500	0-1	.000	0	7	7	4.0	2	5	3	0	0	12	13.1
at SMU	12/07/2024	*	34:13	5-12	.417	4-8	.500	3-3	1.000	0	3	3	3.9	2	3	3	0	0	17	13.6
Bethune-Cookman	12/12/2024	*	30:36	2-7	.286	1-6	.167	2-2	1.000	0	3	3	3.8	2	4	3	1	1	7	12.9
Memphis	12/18/2024	*	35:59	2-7	.286	1-4	.250	0-0	.000	0	4	4	3.8	0	5	0	0	1	5	12.2
American	12/22/2024	*	37:11	4-10	.400	3-8	.375	0-2	.000	0	5	5	3.9	0	1	1	0	0	11	12.1
NC State	12/31/2024	*	37:25	5-14	.357	4-9	.444	0-0	.000	0	3	3	3.8	0	3	1	0	0	14	12.2
Louisville	01/04/2025	*	34:36	5-10	.500	3-7	.429	0-0	.000	0	3	3	3.8	0	4	2	0	1	13	12.3
at California	01/08/2025	*	37:02	1-8	.125	1-4	.250	0-1	.000	1	1	2	3.7	2	1	1	0	1	3	11.7
at Stanford	01/11/2025	*	35:57	7-14	.500	5-11	.455	3-4	.750	0	2	2	3.6	0	3	1	0	0	22	12.3
SMU	01/15/2025	*	31:56	1-9	.111	0-6	.000	4-4	1.000	0	3	3	3.5	2	4	2	0	0	6	11.9
at Louisville	01/18/2025	*	33:02	4-9	.444	1-5	.200	1-1	1.000	0	0	0	3.3	1	4	1	0	1	10	11.8
Boston College	01/21/2025	*	29:16	7-10	.700	6-9	.667	1-1	1.000	0	0	0	3.2	2	1	2	0	2	21	12.3
Notre Dame	01/25/2025	*	34:43	5-11	.455	4-10	.400	0-0	.000	0	3	3	3.2	2	3	1	0	0	14	12.4
at Miami (FL)	01/29/2025	*	37:36	9-17	.529	6-12	.500	2-2	1.000	0	2	2	3.1	4	3	1	0	2	26	13.0
Virginia Tech	02/01/2025	*	37:16	5-10	.500	2-7	.286	7-9	.778	0	2	2	3.0	0	7	0	0	0	19	13.3
at Pittsburgh	02/03/2025	*	29:18	3-11	.273	2-8	.250	0-0	.000	0	1	1	3.0	3	4	2	0	1	8	13.1
Georgia Tech	02/08/2025	*	31:40	8-14	.571	4-9	.444	0-0	.000	0	0	0	2.8	3	2	0	0	0	20	13.4
at Virginia Tech	02/15/2025	*	34:29	7-16	.438	6-14	.429	2-2	1.000	0	3	3	2.8	2	1	1	0	1	22	13.7
Duke	02/17/2025	*	33:37	4-9	.444	4-7	.571	2-2	1.000	1	2	3	2.8	1	2	1	0	1	14	13.7
at North Carolina	02/22/2025	*	35:39	5-12	.417	2-7	.286	5-5	1.000	0	1	1	2.8	1	4	0	0	2	17	13.9
at Wake Forest	02/26/2025	*	36:38	10-14	.714	4-7	.571	3-3	1.000	0	3	3	2.8	1	5	2	0	2	27	14.3
Clemson	03/01/2025	*	38:35	5-13	.385	4-9	.444	2-2	1.000	0	3	3	2.8	2	0	3	2	0	16	14.4
Totals		**29**	**997:22**	**137-308**	**.445**	**92-217**	**.424**	**51-63**	**.810**	**4**	**77**	**81**	**2.8**	**41**	**87**	**42**	**4**	**25**	**417**	**14.4**

Player Averages

Games Played	Minutes/ game	Points/ game	FG Pct	3FG Pct	FT Pct	Rebounds/ game	Assists/ game	Turnovers/ game	Assist/Turnover ratio	Steals/ game	Blocks/ game
29	34.4	14.4	44.5	42.4	81.0	2.8	3.0	1.4	2.1	0.9	0.1



21 ANTHONY ROBINSON

R-Fr. • F/C • 6-10 • 250 • Peachtree City, Ga. • Christ School (N.C.)

2024-25 SEASON

- Recorded two points, two rebounds and one blocked shot in collegiate debut vs. Coppin State (11/11/24)
- Scored four points vs. No. 11 Tennessee (11/21/24)
- Played eight minutes vs. No. 22 St. John's (11/22/24)
- Scored two points (2 of 2 FTs) vs. Holy Cross (11/29/24)
- Scored three points at No. 13 Florida (12/4/24)
- Hauled down six rebounds in 10 minutes vs. No. 21 Memphis (12/18/24)
- Scored three points along with one rebound at Cal (1/8/25)
- Recorded seven points and five rebounds in 14 minutes at Louisville (1/18/25)
- Registered four points, four rebounds and one block vs. Boston College (1/21/25)
- Tallied three points and one rebound vs. Notre Dame (1/25/25)
- Collected two points, two rebounds and one block at Miami (1/29/25)
- Netted six points along with four rebounds vs. Virginia Tech (2/1/25)
- Tallied nine points and six rebounds at Pitt (2/3/25)
- Scored six points vs. Georgia Tech (2/8/25)
- Totaled season highs in points (15), rebounds (7) and blocks (2) at Virginia Tech (2/15/25)
- Registered seven points, three rebounds and one block vs. No. 3 Duke (2/17/25)
- Missed the Wake Forest (2/26/25) game with a foot injury

CAREER STATS/SINGLE-GAME HIGHS

				Field Goals		3-Point		F-Throws		Rebounds									Scoring	
SEASON	TEAM	GP-GS	MIN/AVG	FG-FGA	FG%	3FG-3FGA	3FG%	FT-FTA	FT%	OFF	DEF	TOT	AVG	PF-FO	A	TO	BLK	STL	PTS	AVG
2024-25	UVa	24-0	221/9.2	29-40	.725	0-0	.000	27-44	.614	15	41	56	2.3	33-0	2	14	14	3	85	3.5
TOTAL		**24-0**	**221/9.2**	**29-40**	**.725**	**0-0**	**.000**	**27-44**	**.614**	**15**	**41**	**56**	**2.3**	**33-0**	**2**	**14**	**14**	**3**	**85**	**3.5**

Single Game Highs

Statistic	Value	
Points	15	at Virginia Tech 02/15/25
Rebounds	7	at Virginia Tech 02/15/25
Assists	2	vs Boston College 01/21/25
Steals	1	vs Memphis 12/18/24, at Miami (FL) 01/29/25, vs SMU 01/15/25
Blocks	2	4 times
FG Made	4	at Virginia Tech 02/15/25
FG Attempts	5	at Virginia Tech 02/15/25
FT Made	7	at Virginia Tech 02/15/25
FT Attempts	8	at Virginia Tech 02/15/25

2024-25 ROBINSON GAME-BY-GAME

				Total		3-Pointers		Free throws		Rebounds										
Opponent	Date	GS	MIN	FG-FGA	PCT	3FG-3FGA	PCT	FT-FTA	PCT	OFF	DEF	TOT	AVG	PF	A	TO	BLK	STL	PTS	AVG
Coppin St.	11/11/2024		04:31	1-1	1.000	0-0	.000	0-0	.000	0	2	2	2.0	0	0	0	1	0	2	2.0
vs Tennessee	11/21/2024		01:57	1-2	.500	0-0	.000	2-2	1.000	0	0	0	1.0	0	0	0	1	0	4	3.0
vs St. John's (NY)	11/22/2024		08:13	0-0	.000	0-0	.000	1-6	.167	1	0	1	1.0	1	0	0	0	0	1	2.3
Holy Cross	11/29/2024		02:16	0-0	.000	0-0	.000	2-2	1.000	0	0	0	0.8	1	0	0	1	0	2	2.3
at Florida	12/04/2024		02:35	1-1	1.000	0-0	.000	1-1	1.000	1	0	1	0.8	0	0	0	0	0	3	2.4
at SMU	12/07/2024		02:24	0-0	.000	0-0	.000	0-0	.000	0	1	1	0.8	0	0	0	0	0	0	2.0
Bethune-Cookman	12/12/2024		00:30	0-0	.000	0-0	.000	0-0	.000	0	0	0	0.7	0	0	0	0	0	0	1.7
Memphis	12/18/2024		10:28	1-3	.333	0-0	.000	0-1	.000	1	5	6	1.4	1	0	0	2	1	2	1.8
NC State	12/31/2024		02:00	0-0	.000	0-0	.000	0-0	.000	0	0	0	1.2	2	0	1	0	0	0	1.6
Louisville	01/04/2025		06:41	0-0	.000	0-0	.000	0-0	.000	1	0	1	1.2	1	0	1	2	0	0	1.4
at California	01/08/2025		04:17	1-1	1.000	0-0	.000	1-1	1.000	0	1	1	1.2	1	0	0	0	0	3	1.5
at Stanford	01/11/2025		06:03	0-0	.000	0-0	.000	0-0	.000	0	1	1	1.2	3	0	1	0	0	0	1.4
SMU	01/15/2025		09:08	1-1	1.000	0-0	.000	0-0	.000	0	1	1	1.2	0	0	0	0	1	2	1.5
at Louisville	01/18/2025		14:13	2-2	1.000	0-0	.000	3-5	.600	1	4	5	1.4	3	0	2	0	0	7	1.9
Boston College	01/21/2025		14:16	2-2	1.000	0-0	.000	0-0	.000	2	2	4	1.6	1	2	1	1	0	4	2.0
Notre Dame	01/25/2025		05:40	1-2	.500	0-0	.000	1-2	.500	0	1	1	1.6	0	0	1	0	0	3	2.1
at Miami (FL)	01/29/2025		11:05	1-1	1.000	0-0	.000	0-2	.000	0	2	2	1.6	1	0	1	1	1	2	2.1
Virginia Tech	02/01/2025		14:38	2-3	.667	0-0	.000	2-3	.667	0	4	4	1.7	4	0	0	0	0	6	2.3
at Pittsburgh	02/03/2025		16:52	3-4	.750	0-0	.000	3-5	.600	3	3	6	1.9	3	0	1	0	0	9	2.6
Georgia Tech	02/08/2025		15:18	2-4	.500	0-0	.000	2-2	1.000	1	0	1	1.9	1	0	0	0	0	6	2.8
at Virginia Tech	02/15/2025		18:18	4-5	.800	0-0	.000	7-8	.875	3	4	7	2.1	2	0	1	2	0	15	3.4
Duke	02/17/2025		18:50	3-4	.750	0-0	.000	1-2	.500	0	3	3	2.2	1	0	1	1	0	7	3.5
at North Carolina	02/22/2025		16:57	2-3	.667	0-0	.000	0-0	.000	1	4	5	2.3	3	0	1	2	0	4	3.6
Clemson	03/01/2025		13:50	1-1	1.000	0-0	.000	1-2	.500	0	3	3	2.3	4	0	2	0	0	3	3.5
Totals		**0**	**221:01**	**29-40**	**.725**	**0-0**	**.000**	**27-44**	**.614**	**15**	**41**	**56**	**2.3**	**33**	**2**	**14**	**14**	**3**	**85**	**3.5**

Player Averages

Games Played	Minutes/ game	Points/ game	FG Pct	3FG Pct	FT Pct	Rebounds/ game	Assists/ game	Turnovers/ game	Assist/Turnover ratio	Steals/ game	Blocks/ game
24	9.2	3.5	72.5	0.0	61.4	2.3	0.1	0.6	0.1	0.1	0.6

23 TJ POWER

So. • F • 6-9 • 221 • Shrewsbury, Mass. • Duke

2024-25 SEASON

- Tallied three points and three rebounds in first collegiate start in UVA debut vs. Campbell (11/6/24)
- Scored five points (2 of 2 FGs) vs. Villanova (11/15/24)
- Scored three points vs. No. 22 St. John's (11/22/24), Manhattan (11/26/24) and SMU (12/7/24)
- Chipped in two assists and one block vs. No. 21 Memphis (12/18/24)
- Scored four points (4 of 4 FTs) at Stanford (1/11/25)
- Went 2 of 2 from the free throw line vs. Boston College (1/21/25)
- Handed out two assists in 12 minutes at Miami (1/29/25)

CAREER STATS/SINGLE-GAME HIGHS

				Field Goals		3-Point		F-Throws		Rebounds									Scoring	
SEASON	TEAM	GP-GS	MIN/AVG	FG-FGA	FG%	3FG-3FGA	3FG%	FT-FTA	FT%	OFF	DEF	TOT	AVG	PF-FO	A	TO	BLK	STL	PTS	AVG
2023-24	DU	26-0	181/7.0	17-51	.333	15-42	.357	6-7	.857	5	14	19	0.7	13-0	5	4	3	5	55	2.1
2024-25	UVa	23-5	223/9.7	9-44	.205	6-33	.182	8-8	1.000	5	20	25	1.1	10-0	14	12	4	2	32	1.4
TOTAL FOR UVa		**23-5**	**223/9.7**	**9-44**	**.205**	**6-33**	**.182**	**8-8**	**1.000**	**5**	**20**	**25**	**1.1**	**10-0**	**14**	**12**	**4**	**2**	**32**	**1.4**
TOTAL		**49-5**	**404/8.2**	**26-95**	**.274**	**21-75**	**.280**	**14-15**	**.933**	**10**	**34**	**44**	**0.9**	**23-0**	**19**	**16**	**7**	**7**	**87**	**1.8**

Single Game Highs

Statistic	Value	
Points	9	vs La Salle 11/21/23
Rebounds	6	vs Coppin St. 11/11/24
Assists	2	vs Holy Cross 11/29/24, vs Memphis 12/18/24, at Miami (FL) 01/29/25
Steals	2	vs Queens (NC) 12/30/23
Blocks	1	7 times
FG Made	3	vs La Salle 11/21/23
FG Attempts	6	vs Coppin St. 11/11/24
3FG Made	3	vs La Salle 11/21/23
3FG Attempts	6	vs Coppin St. 11/11/24
FT Made	4	at Stanford 01/11/25
FT Attempts	4	at Stanford 01/11/25

2024-25 POWER GAME-BY-GAME

				Total		3-Pointers		Free throws		Rebounds										
Opponent	**Date**	**GS**	**MIN**	**FG-FGA**	**PCT**	**3FG-3FGA**	**PCT**	**FT-FTA**	**PCT**	**OFF**	**DEF**	**TOT**	**AVG**	**PF**	**A**	**TO**	**BLK**	**STL**	**PTS**	**AVG**
Campbell	11/06/2024	*	19:14	1-3	.333	1-2	.500	0-0	.000	0	3	3	3.0	1	1	0	0	1	3	3.0
Coppin St.	11/11/2024	*	20:28	1-6	.167	1-6	.167	0-0	.000	0	6	6	4.5	0	1	1	1	0	3	3.0
vs Villanova	11/15/2024	*	14:30	2-2	1.000	1-1	1.000	0-0	.000	0	1	1	3.3	1	1	2	0	0	5	3.7
vs Tennessee	11/21/2024	*	20:14	0-4	.000	0-3	.000	0-0	.000	0	2	2	3.0	0	0	1	1	0	0	2.8
vs St. John's (NY)	11/22/2024	*	19:08	1-5	.200	1-4	.250	0-0	.000	0	0	0	2.4	1	1	1	0	0	3	2.8
Manhattan	11/26/2024		06:16	1-2	.500	1-2	.500	0-0	.000	0	0	0	2.0	0	0	0	0	1	3	2.8
Holy Cross	11/29/2024		14:14	0-1	.000	0-1	.000	0-0	.000	0	3	3	2.1	1	2	0	0	0	0	2.4
at Florida	12/04/2024		05:30	0-1	.000	0-1	.000	0-0	.000	0	0	0	1.9	0	0	0	0	0	0	2.1
at SMU	12/07/2024		10:28	1-3	.333	1-2	.500	0-0	.000	0	0	0	1.7	1	0	1	0	0	3	2.2
Bethune-Cookman	12/12/2024		10:12	0-2	.000	0-1	.000	0-0	.000	1	0	1	1.6	0	1	0	1	0	0	2.0
Memphis	12/18/2024		10:25	0-3	.000	0-2	.000	2-2	1.000	0	0	0	1.5	1	2	1	1	0	2	2.0
American	12/22/2024		04:27	1-3	.333	0-1	.000	0-0	.000	1	0	1	1.4	0	1	0	0	0	2	2.0
NC State	12/31/2024		02:36	1-1	1.000	0-0	.000	0-0	.000	1	1	2	1.5	0	0	0	0	0	2	2.0
Louisville	01/04/2025		06:28	0-2	.000	0-2	.000	0-0	.000	0	2	2	1.5	1	0	0	0	0	0	1.9
at California	01/08/2025		12:21	0-1	.000	0-0	.000	0-0	.000	0	1	1	1.5	1	1	1	0	0	0	1.7
at Stanford	01/11/2025		07:23	0-0	.000	0-0	.000	4-4	1.000	0	0	0	1.4	0	0	1	0	0	4	1.9
at Louisville	01/18/2025		01:23	0-0	.000	0-0	.000	0-0	.000	0	0	0	1.3	0	0	0	0	0	0	1.8
Boston College	01/21/2025		10:53	0-1	.000	0-1	.000	2-2	1.000	0	1	1	1.3	1	0	2	0	0	2	1.8
Notre Dame	01/25/2025		06:15	0-1	.000	0-1	.000	0-0	.000	0	0	0	1.2	0	0	0	0	0	0	1.7
at Miami (FL)	01/29/2025		12:07	0-1	.000	0-1	.000	0-0	.000	0	0	0	1.2	0	2	1	0	0	0	1.6
Virginia Tech	02/01/2025		03:53	0-1	.000	0-1	.000	0-0	.000	2	0	2	1.2	1	1	0	0	0	0	1.5
Duke	02/17/2025		03:11	0-0	.000	0-0	.000	0-0	.000	0	0	0	1.1	0	0	0	0	0	0	1.5
at North Carolina	02/22/2025		01:46	0-1	.000	0-1	.000	0-0	.000	0	0	0	1.1	0	0	0	0	0	0	1.4
Totals		**5**	**223:22**	**9-44**	**.205**	**6-33**	**.182**	**8-8**	**1.000**	**5**	**20**	**25**	**1.1**	**10**	**14**	**12**	**4**	**2**	**32**	**1.4**

Player Averages

Games Played	Minutes/ game	Points/ game	FG Pct	3FG Pct	FT Pct	Rebounds/ game	Assists/ game	Turnovers/ game	Assist/Turnover ratio	Steals/ game	Blocks/ game
23	9.7	1.4	20.5	18.2	100.0	1.1	0.6	0.5	1.2	0.1	0.2

2024-25 Virginia Men's Basketball
Combined Team Statistics
All games

Game Records

Record	Overall	Home	Away	Neutral
ALL GAMES	14-15	9-7	4-6	1-2
CONFERENCE	7-11	3-6	4-5	0-0
NON-CONFERENCE	7-4	6-1	0-1	1-2

Score by Periods

Team	1st	2nd	OT	TOT
Virginia	924	959	0	1883
Opponents	898	1032	0	1930

Team Box Score

No.	Player				Total		3-Point		F-Throw		Rebounds											
		GP-GS	MIN	AVG	FG-FGA	FG%	3FG-3FGA	3FG%	FT-FTA	FT%	OFF	DEF	TOT	AVG	PF	DQ	A	TO	BLK	STL	PTS	AVG
11	MCKNEELY, Isaac	29-29	997:22	34.4	137-308	.445	92-217	.424	51-63	.810	4	77	81	2.8	41	0	87	42	4	25	417	14.4
2	SAUNDERS, Elijah	26-23	697:38	26.8	92-218	.422	30-81	.370	59-70	.843	26	108	134	5.2	52	1	21	37	7	14	273	10.5
4	ROHDE, Andrew	27-23	819:58	30.4	91-205	.444	38-92	.413	33-43	.767	7	70	77	2.9	44	0	119	49	5	27	253	9.4
7	AMES, Dai Dai	28-23	695:03	24.8	92-194	.474	27-68	.397	28-34	.824	4	34	38	1.4	58	1	55	32	9	21	239	8.5
5	COFIE, Jacob	29-16	608:16	21.0	80-166	.482	10-40	.250	37-48	.771	44	93	137	4.7	76	1	31	26	23	31	207	7.1
0	BUCHANAN, Blake	29-19	621:36	21.4	63-118	.534	0-2	.000	31-58	.534	54	101	155	5.3	66	1	39	23	32	16	157	5.4
10	MURRAY, Taine	28-6	539:19	19.3	47-108	.435	17-41	.415	11-15	.733	6	39	45	1.6	36	0	47	21	6	7	122	4.4
21	ROBINSON, Anthony	24-0	221:01	9.2	29-40	.725	0-0	.000	27-44	.614	15	41	56	2.3	33	0	2	14	14	3	85	3.5
9	SHARMA, Ishan	27-1	362:02	13.4	28-87	.322	23-70	.329	13-14	.929	3	35	38	1.4	26	0	23	9	2	6	92	3.4
23	POWER, TJ	23-5	223:22	9.7	9-44	.205	6-33	.182	8-8	1.000	5	20	25	1.1	10	0	14	12	4	2	32	1.4
13	ROBERTS, Desmond	5-0	06:46	1.4	1-3	.333	0-0	.000	2-2	1.000	1	2	3	0.6	0	0	0	0	0	0	4	0.8
8	WALKER, Bryce	5-0	05:39	1.1	1-2	.500	0-1	.000	0-0	.000	0	0	0	0.0	0	0	1	2	0	0	2	0.4
25	BENNETT, Eli	2-0	01:34	0.8	0-0	.000	0-0	.000	0-0	.000	0	0	0	0.0	0	0	0	0	0	2	0	0.0
42	ROUSE, Markus	1-0	00:24	0.4	0-0	.000	0-0	.000	0-0	.000	0	0	0	0.0	0	0	0	0	0	0	0	0.0
Team											26	46	72					22				
Total		**29**	**5800**		**670-1493**	**.449**	**243-645**	**.377**	**300-399**	**.752**	**195**	**666**	**861**	**29.7**	**442**	**4**	**439**	**289**	**106**	**154**	**1883**	**64.9**
Opponents		**29**	**5800**		**689-1567**	**.440**	**214-626**	**.342**	**338-449**	**.753**	**267**	**675**	**942**	**32.5**	**400**	**3**	**341**	**272**	**73**	**171**	**1930**	**66.6**

Team Statistics

	UVA	OPP
Scoring	**1883**	**1930**
Points per game	64.9	66.6
Scoring margin	-1.6	-
Field goals-att	**670-1493**	**689-1567**
Field goal pct	.449	.440
3 point fg-att	**243-645**	**214-626**
3-point FG pct	.377	.342
3-pt FG made per game	8.4	7.4
Free throws-att	**300-399**	**338-449**
Free throw pct	.752	.753
F-Throws made per game	10.3	11.7
Rebounds	**861**	**942**
Rebounds per game	29.7	32.5
Rebounding margin	-2.8	-
Assists	**439**	**341**
Assists per game	15.1	11.8
Turnovers	**289**	**272**
Turnovers per game	10.0	9.4
Turnover margin	-0.6	-
Assist/turnover ratio	1.5	1.3
Steals	**154**	**171**
Steals per game	5.3	5.9
Blocks	**106**	**73**
Blocks per game	3.7	2.5
Winning streak	**0**	**-**
Home win streak	0	-
Attendance	**215630**	**93916**
Home games-Avg/Game	16-13477	10-9392
Neutral site-Avg/Game	-	3-2315

Team Results

Date	Opponent		Score	Att.
11/06/2024	Campbell	W	65-56	13414
11/11/2024	Coppin St.	W	62-45	13294
11/15/2024	vs Villanova	W	70-60	4868
11/21/2024	vs Tennessee	L	42-64	2077
11/22/2024	vs St. John's (NY)	L	55-80	0
11/26/2024	Manhattan	W	74-65	12347
11/29/2024	Holy Cross	W	67-41	13488
12/04/2024	at Florida	L	69-87	9184
12/07/2024	at SMU	L	51-63	5189
12/12/2024	Bethune-Cookman	W	59-41	12021
12/18/2024	Memphis	L	62-64	12108
12/22/2024	American	W	63-58	12384
12/31/2024	NC State	W	70-67	13875
01/04/2025	Louisville	L	50-70	13316
01/08/2025	at California	L	61-75	3696
01/11/2025	at Stanford	L	65-88	4504
01/15/2025	SMU	L	52-54	13554
01/18/2025	at Louisville	L	67-81	18233
01/21/2025	Boston College	W	74-56	13481
01/25/2025	Notre Dame	L	59-74	14637
01/29/2025	at Miami (FL)	W	82-71	5509
02/01/2025	Virginia Tech	L	74-75	14637
02/03/2025	at Pittsburgh	W	73-57	9075
02/08/2025	Georgia Tech	W	75-61	14637
02/15/2025	at Virginia Tech	W	73-70	8925
02/17/2025	Duke	L	62-80	14445
02/22/2025	at North Carolina	L	66-81	21750
02/26/2025	at Wake Forest	W	83-75	7851
03/01/2025	Clemson	L	58-71	13992

2024-25 Virginia Men's Basketball
Combined Team Statistics
In Conference games

as of Mar 01, 2025

Game Records

Record	Overall	Home	Away	Neutral
ALL GAMES	7-11	3-6	4-5	0-0
CONFERENCE	7-11	3-6	4-5	0-0
NON-CONFERENCE	0-0	0-0	0-0	0-0

Score by Periods

Team	1st	2nd	OT	TOT
Virginia	592	603	0	1195
Opponents	608	661	0	1269

Team Box Score

No.	Player				Total		3-Point		F-Throw		Rebounds											
		GP-GS	MIN	AVG	FG-FGA	FG%	3FG-3FGA	3FG%	FT-FTA	FT%	OFF	DEF	TOT	AVG	PF	DQ	A	TO	BLK	STL	PTS	AVG
11	MCKNEELY, Isaac	18-18	622:58	34.6	96-213	.451	62-149	.416	35-39	.897	2	35	37	2.1	28	0	54	24	2	14	289	16.1
4	ROHDE, Andrew	17-16	542:17	31.9	61-143	.427	26-65	.400	23-30	.767	7	51	58	3.4	31	0	91	24	3	17	171	10.1
2	SAUNDERS, Elijah	15-12	385:08	25.7	44-119	.370	18-52	.346	34-40	.850	12	62	74	4.9	30	0	12	20	3	10	140	9.3
7	AMES, Dai Dai	18-14	420:35	23.4	64-123	.520	16-45	.356	11-14	.786	1	16	17	0.9	35	0	34	17	6	15	155	8.6
5	COFIE, Jacob	18-14	370:57	20.6	43-94	.457	4-17	.235	26-35	.743	22	43	65	3.6	52	1	16	15	13	21	116	6.4
0	BUCHANAN, Blake	18-10	391:03	21.7	36-68	.529	0-0	.000	21-34	.618	28	69	97	5.4	37	0	19	14	16	10	93	5.2
21	ROBINSON, Anthony	17-0	190:31	11.2	25-33	.758	0-0	.000	21-32	.656	12	34	46	2.7	30	0	2	14	9	2	71	4.2
9	SHARMA, Ishan	17-1	253:57	14.9	21-62	.339	17-48	.354	12-12	1.000	1	20	21	1.2	22	0	11	6	0	3	71	4.2
10	MURRAY, Taine	18-5	339:59	18.9	29-68	.426	11-26	.423	5-8	.625	5	29	34	1.9	28	0	34	10	5	7	74	4.1
13	ROBERTS, Desmond	1-0	01:04	1.1	1-1	1.000	0-0	.000	0-0	.000	0	0	0	0.0	0	0	0	0	0	0	2	2.0
8	WALKER, Bryce	2-0	01:20	0.7	1-1	1.000	0-0	.000	0-0	.000	0	0	0	0.0	0	0	1	1	0	0	2	1.0
23	POWER, TJ	12-0	78:44	6.6	2-12	.167	1-9	.111	6-6	1.000	3	5	8	0.7	5	0	4	6	0	0	11	0.9
25	BENNETT, Eli	1-0	01:04	1.1	0-0	.000	0-0	.000	0-0	.000	0	0	0	0.0	0	0	0	0	0	1	0	0.0
42	ROUSE, Markus	1-0	00:24	0.4	0-0	.000	0-0	.000	0-0	.000	0	0	0	0.0	0	0	0	0	0	0	0	0.0
Team											18	22	40					10				
Total		**18**	**3600**		**423-937**	**.451**	**155-411**	**.377**	**194-250**	**.776**	**111**	**386**	**497**	**27.6**	**298**	**1**	**278**	**161**	**57**	**100**	**1195**	**66.4**
Opponents		**18**	**3600**		**450-955**	**.471**	**124-350**	**.354**	**245-320**	**.766**	**162**	**430**	**592**	**32.9**	**248**	**1**	**218**	**168**	**44**	**95**	**1269**	**70.5**

Team Statistics

	UVA	OPP
Scoring	**1195**	**1269**
Points per game	66.4	70.5
Scoring margin	-4.1	-
Field goals-att	**423-937**	**450-955**
Field goal pct	.451	.471
3 point fg-att	**155-411**	**124-350**
3-point FG pct	.377	.354
3-pt FG made per game	8.6	6.9
Free throws-att	**194-250**	**245-320**
Free throw pct	.776	.766
F-Throws made per game	10.8	13.6
Rebounds	**497**	**592**
Rebounds per game	27.6	32.9
Rebounding margin	-5.3	-
Assists	**278**	**218**
Assists per game	15.4	12.1
Turnovers	**161**	**168**
Turnovers per game	8.9	9.3
Turnover margin	+0.4	-
Assist/turnover ratio	1.7	1.3
Steals	**100**	**95**
Steals per game	5.6	5.3
Blocks	**57**	**44**
Blocks per game	3.2	2.4
Winning streak	**0**	**-**
Home win streak	0	-
Attendance	**126574**	**84732**
Home games-Avg/Game	9-14064	9-9415
Neutral site-Avg/Game	-	0-0

Team Results

Date	Opponent		Score	Att.
12/07/2024	at SMU	L	51-63	5189
12/31/2024	NC State	W	70-67	13875
01/04/2025	Louisville	L	50-70	13316
01/08/2025	at California	L	61-75	3696
01/11/2025	at Stanford	L	65-88	4504
01/15/2025	SMU	L	52-54	13554
01/18/2025	at Louisville	L	67-81	18233
01/21/2025	Boston College	W	74-56	13481
01/25/2025	Notre Dame	L	59-74	14637
01/29/2025	at Miami (FL)	W	82-71	5509
02/01/2025	Virginia Tech	L	74-75	14637
02/03/2025	at Pittsburgh	W	73-57	9075
02/08/2025	Georgia Tech	W	75-61	14637
02/15/2025	at Virginia Tech	W	73-70	8925
02/17/2025	Duke	L	62-80	14445
02/22/2025	at North Carolina	L	66-81	21750
02/26/2025	at Wake Forest	W	83-75	7851
03/01/2025	Clemson	L	58-71	13992

2024-25 Virginia Men's Basketball
Team Game-by-Game
All games

as of Mar 01, 2025

				Total		3-Pointers		Free throws		Rebounds										
Opponent	**Date**	**Score**		**FG-FGA**	**PCT**	**3FG-3FGA**	**PCT**	**FT-FTA**	**PCT**	**OFF**	**DEF**	**TOT**	**AVG**	**PF**	**A**	**TO**	**BLK**	**STL**	**PTS**	**AVG**
Campbell	11/06/2024	65-56	W	24-42	.571	6-13	.462	11-18	.611	4	28	32	32.0	14	17	11	6	3	65	65.0
Coppin St.	11/11/2024	62-45	W	21-52	.404	9-27	.333	11-12	.917	6	33	39	35.5	13	14	12	11	7	62	63.5
vs Villanova	11/15/2024	70-60	W	25-49	.510	14-25	.560	6-9	.667	3	24	27	32.7	16	14	12	1	6	70	65.7
vs Tennessee	11/21/2024	42-64	L	14-49	.286	6-20	.300	8-11	.727	11	23	34	33.0	15	9	18	5	0	42	59.8
vs St. John's (NY)	11/22/2024	55-80	L	18-45	.400	9-28	.321	10-18	.556	6	20	26	31.6	9	12	16	1	4	55	58.8
Manhattan	11/26/2024	74-65	W	29-54	.537	6-14	.429	10-15	.667	7	21	28	31.0	13	15	8	2	12	74	61.3
Holy Cross	11/29/2024	67-41	W	24-55	.436	9-25	.360	10-12	.833	9	28	37	31.9	10	20	6	4	4	67	62.1
at Florida	12/04/2024	69-87	L	26-57	.456	8-21	.381	9-10	.900	13	21	34	32.1	17	14	15	2	2	69	63.0
at SMU	12/07/2024	51-63	L	16-47	.340	8-19	.421	11-12	.917	3	22	25	31.3	19	11	14	2	8	51	61.7
Bethune-Cookman	12/12/2024	59-41	W	22-50	.440	7-23	.304	8-12	.667	10	33	43	32.5	8	15	11	7	4	59	61.4
Memphis	12/18/2024	62-64	L	21-53	.396	6-19	.316	14-18	.778	9	22	31	32.4	19	14	11	7	8	62	61.5
American	12/22/2024	63-58	W	23-50	.460	8-19	.421	9-14	.643	6	27	33	32.4	10	17	8	3	4	63	61.6
NC State	12/31/2024	70-67	W	26-48	.542	9-20	.450	9-12	.750	3	19	22	31.6	15	18	7	4	3	70	62.2
Louisville	01/04/2025	50-70	L	20-54	.370	5-26	.192	5-6	.833	6	19	25	31.1	16	13	10	6	5	50	61.4
at California	01/08/2025	61-75	L	19-58	.328	7-23	.304	16-18	.889	11	22	33	31.3	23	11	8	0	6	61	61.3
at Stanford	01/11/2025	65-88	L	21-45	.467	10-21	.476	13-16	.813	6	17	23	30.8	17	13	12	1	2	65	61.6
SMU	01/15/2025	52-54	L	18-52	.346	4-26	.154	12-15	.800	5	25	30	30.7	14	15	8	4	8	52	61.0
at Louisville	01/18/2025	67-81	L	24-51	.471	8-21	.381	11-19	.579	5	25	30	30.7	21	14	15	3	5	67	61.3
Boston College	01/21/2025	74-56	W	26-50	.520	11-20	.550	11-14	.786	7	23	30	30.6	11	17	11	3	10	74	62.0
Notre Dame	01/25/2025	59-74	L	23-57	.404	10-23	.435	3-5	.600	7	20	27	30.5	12	14	6	4	3	59	61.9
at Miami (FL)	01/29/2025	82-71	W	28-51	.549	11-24	.458	15-20	.750	9	18	27	30.3	18	20	7	3	6	82	62.8
Virginia Tech	02/01/2025	74-75	L	26-54	.481	8-23	.348	14-18	.778	6	24	30	30.3	17	19	4	4	3	74	63.3
at Pittsburgh	02/03/2025	73-57	W	28-50	.560	10-22	.455	7-11	.636	8	25	33	30.4	17	20	11	2	8	73	63.7
Georgia Tech	02/08/2025	75-61	W	30-61	.492	11-27	.407	4-5	.800	13	25	38	30.7	13	21	8	2	5	75	64.2
at Virginia Tech	02/15/2025	73-70	W	23-50	.460	11-31	.355	16-19	.842	7	23	30	30.7	18	18	8	4	5	73	64.6
Duke	02/17/2025	62-80	L	20-52	.385	8-22	.364	14-17	.824	4	17	21	30.3	8	13	5	3	3	62	64.5
at North Carolina	02/22/2025	66-81	L	24-53	.453	6-22	.273	12-13	.923	3	18	21	30.0	19	11	9	3	9	66	64.5
at Wake Forest	02/26/2025	83-75	W	29-52	.558	10-22	.455	15-20	.750	3	21	24	29.8	21	16	8	1	8	83	65.2
Clemson	03/01/2025	58-71	L	22-52	.423	8-19	.421	6-10	.600	5	23	28	29.7	19	14	10	8	3	58	64.9
Total		**1883**		**670-1493**	**.449**	**243-645**	**.377**	**300-399**	**.752**	**195**	**666**	**861**	**29.7**	**442**	**439**	**289**	**106**	**154**	**1883**	**64.9**
Opponents		1930		689-1567	.440	214-626	.342	338-449	.753	267	675	942	32.5	400	341	272	73	171	1930	66.6

Virginia Averages

Games Played	Points/ game	FG Pct	3FG Pct	FT Pct	Rebounds/ game	Assists/ game	Turnovers/ game	Assist/Turnover ratio	Steals/ game	Blocks/ game
29	64.9	44.9	37.7	75.2	29.7	15.1	10.0	1.5	5.3	3.7

2024-25 Virginia Men's Basketball
Opponents Game-by-Game
All games

				Total		3-Pointers		Free throws		Rebounds										
Opponent	**Date**	**Score**		**FG-FGA**	**PCT**	**3FG-3FGA**	**PCT**	**FT-FTA**	**PCT**	**OFF**	**DEF**	**TOT**	**AVG**	**PF**	**A**	**TO**	**BLK**	**STL**	**PTS**	**AVG**
Campbell	11/06/2024	65-56	W	21-56	.375	11-29	.379	3-4	.750	7	18	25	25.0	17	14	9	1	7	56	56.0
Coppin St.	11/11/2024	62-45	W	14-50	.280	4-19	.211	13-16	.813	4	26	30	27.5	8	7	10	1	8	45	50.5
vs Villanova	11/15/2024	70-60	W	19-54	.352	9-32	.281	13-17	.765	12	22	34	29.7	14	8	13	0	8	60	53.7
vs Tennessee	11/21/2024	42-64	L	25-66	.379	9-25	.360	5-10	.500	18	25	43	33.0	12	11	7	7	8	64	56.3
vs St. John's (NY)	11/22/2024	55-80	L	32-61	.525	10-24	.417	6-10	.600	11	23	34	33.2	14	19	7	3	13	80	61.0
Manhattan	11/26/2024	74-65	W	23-53	.434	11-26	.423	8-10	.800	10	21	31	32.8	17	11	14	1	2	65	61.7
Holy Cross	11/29/2024	67-41	W	17-51	.333	5-22	.227	2-5	.400	7	23	30	32.4	15	7	11	2	4	41	58.7
at Florida	12/04/2024	69-87	L	31-60	.517	10-25	.400	15-21	.714	11	19	30	32.1	12	14	6	3	9	87	62.3
at SMU	12/07/2024	51-63	L	21-49	.429	6-24	.250	15-20	.750	8	28	36	32.6	15	13	12	2	8	63	62.3
Bethune-Cookman	12/12/2024	59-41	W	17-55	.309	5-20	.250	2-6	.333	8	21	29	32.2	12	8	8	2	9	41	60.2
Memphis	12/18/2024	62-64	L	21-56	.375	5-23	.217	17-21	.810	14	24	38	32.7	17	11	12	6	3	64	60.5
American	12/22/2024	63-58	W	19-50	.380	11-31	.355	9-9	1.000	3	23	26	32.2	14	13	7	3	5	58	60.3
NC State	12/31/2024	70-67	W	24-54	.444	8-23	.348	11-15	.733	13	21	34	32.3	16	14	11	0	4	67	60.8
Louisville	01/04/2025	50-70	L	25-57	.439	7-19	.368	13-14	.929	14	28	42	33.0	11	15	9	5	6	70	61.5
at California	01/08/2025	61-75	L	22-51	.431	4-13	.308	27-33	.818	11	29	40	33.5	16	6	10	5	3	75	62.4
at Stanford	01/11/2025	65-88	L	31-61	.508	10-24	.417	16-17	.941	14	20	34	33.5	16	16	6	1	8	88	64.0
SMU	01/15/2025	52-54	L	23-53	.434	5-21	.238	3-7	.429	8	31	39	33.8	17	12	12	1	6	54	63.4
at Louisville	01/18/2025	67-81	L	26-60	.433	6-23	.261	23-27	.852	10	26	36	33.9	16	11	7	3	8	81	64.4
Boston College	01/21/2025	74-56	W	22-47	.468	4-15	.267	8-10	.800	4	19	23	33.4	14	12	15	0	5	56	63.9
Notre Dame	01/25/2025	59-74	L	27-56	.482	12-23	.522	8-11	.727	10	29	39	33.7	10	17	7	2	5	74	64.5
at Miami (FL)	01/29/2025	82-71	W	25-49	.510	6-19	.316	15-20	.750	9	15	24	33.2	14	12	11	2	6	71	64.8
Virginia Tech	02/01/2025	74-75	L	25-48	.521	11-21	.524	14-23	.609	6	25	31	33.1	18	12	7	4	2	75	65.2
at Pittsburgh	02/03/2025	73-57	W	18-43	.419	6-20	.300	15-21	.714	4	17	21	32.6	11	5	10	3	8	57	64.9
Georgia Tech	02/08/2025	75-61	W	24-53	.453	8-18	.444	5-9	.556	6	18	24	32.2	7	11	8	3	6	61	64.7
at Virginia Tech	02/15/2025	73-70	W	23-50	.460	10-24	.417	14-17	.824	7	21	28	32.0	16	11	10	2	3	70	64.9
Duke	02/17/2025	62-80	L	31-59	.525	9-23	.391	9-11	.818	10	31	41	32.4	15	16	6	5	4	80	65.5
at North Carolina	02/22/2025	66-81	L	27-56	.482	9-16	.563	18-22	.818	11	24	35	32.5	12	13	10	1	4	81	66.1
at Wake Forest	02/26/2025	83-75	W	30-54	.556	2-14	.143	13-20	.650	6	21	27	32.3	13	9	10	2	4	75	66.4
Clemson	03/01/2025	58-71	L	26-55	.473	1-10	.100	18-23	.783	11	27	38	32.5	11	13	7	3	5	71	66.6
Total		**1930**		**689-1567**	**.440**	**214-626**	**.342**	**338-449**	**.753**	**267**	**675**	**942**	**32.5**	**400**	**341**	**272**	**73**	**171**	**1930**	**66.6**
Virginia		1883		670-1493	.449	243-645	.377	300-399	.752	195	666	861	29.7	442	439	289	106	154	1883	64.9

Opponents Averages

Games Played	Points/ game	FG Pct	3FG Pct	FT Pct	Rebounds/ game	Assists/ game	Turnovers/ game	Assist/Turnover ratio	Steals/ game	Blocks/ game
29	66.6	44.0	34.2	75.3	32.5	11.8	9.4	1.3	5.9	2.5

2024-25 Virginia Men's Basketball

0 · Blake Buchanan
So. · F · 6-11 · 227
Coeur d'Alene, Idaho

2 · Elijah Saunders
Jr. · F · 6-8 · 240
Phoenix, Ariz.

4 · Andrew Rohde
Jr. · G · 6-6 · 200
Milwaukee, Wis.



5 · Jacob Cofie
Fr. · F · 6-10 · 232
Seattle, Wash.

7 · Dai Dai Ames
So. · G · 6-1 · 190
Chicago, Ill.

8 · Bryce Walker
Sr. · G · 6-2 · 205
Beltsville, Md.

9 · Ishan Sharma
Fr. · G · 6-5 · 192
Milton, Ont.



10 · Taine Murray
Sr. · G · 6-5 · 208
Auckland, N.Z.



11 · Isaac McKneely
Jr. · G · 6-4 · 195
Poca, W.Va.



12 · Elijah Gertrude
So. · G · 6-4 · 179
Jersey City, N.J.

13 · Desmond Roberts
R-Fr. · G · 6-4 · 207
Charlottesville, Va.



21 · Anthony Robinson
R-Fr. · F/C · 6-10 · 250
Peachtree City, Ga.

23 · TJ Power
So. · F · 6-9 · 221
Shrewsbury, Mass.

30 · Christian Bliss
R-Fr. · G · 6-4 · 198
Queens, N.Y.

35 · Carter Lang
So. · F · 6-9 · 238
Charlottesville, Va.

Ron Sanchez
Interim Head Coach
11th Season