



VIRGINIA SOFTBALL

2025 VIRGINIA SOFTBALL
GAME NOTES

@UVASOFTBALL
#GoHoos

2025 SCHEDULE

FEBRUARY

GAMECOCK INVITATIONAL (Columbia, S.C.)

6	at South Carolina	L, 6-7
7	at South Carolina	L, 4-5 (8)
	vs. East Carolina	W, 4-2
8	vs. Toledo	W, 4-1
9	vs. Saint Francis	W, 12-0 (5)

SHRINERS CHILDREN'S INVITATIONAL (Clearwater, Fla.)

13	vs. #23 Kentucky	W, 4-1
14	vs. Auburn	L, 6-7 (8)
15	vs. #5 Texas A&M	L, 3-4 (8)
	vs. San Diego State	L, 2-6
16	vs. #4 UCLA	W, 7-6

MIZUNO CLASSIC (Charlottesville, Va.)

22	PENN	W, 5-1
	DELAWARE	W, 5-2
23	PENN	W, 3-0
	DELAWARE	W, 11-2 (6)
24	LONGWOOD	W, 10-0 (5)

PARTY AT PALMER INVITATIONAL (Charlottesville, Va.)

28	CORNELL	W, 8-0 (6)
	SETON HALL	W, 11-6

MARCH

1	SETON HALL	W, 18-5 (5)
	HOFSTRA	W, 17-0 (5)
2	HOFSTRA	W, 12-1 (5)
4	LONGWOOD	W, 2-0
7	at #17 Virginia Tech*	L, 4-8
8	at #17 Virginia Tech*	L, 1-6
9	at #17 Virginia Tech*	W, 9-2
11	JMU	W, 6-0
14	BOSTON COLLEGE*	W, 3-1
15	BOSTON COLLEGE*	W, 4-2
	BOSTON COLLEGE*	W, 9-8
18	GEORGE MASON	W, 1-0
21	CALIFORNIA*	W, 7-6
22	CALIFORNIA*	W, 6-5 (8)
23	CALIFORNIA*	L, 3-12 (6)
28	at Notre Dame*	L, 3-4
29	at Notre Dame*	L, 2-7
30	at Notre Dame*	W, 6-4 (10)

APRIL

1	MARYLAND	W, 4-3
4	at #8 FSU*	W, 2-0
5	at #8 FSU*	L, 8-9
6	at #8 FSU*	L, 2-13
8	at Liberty	L, 4-3
12	SYRACUSE*	W, 5-0
	SYRACUSE*	W, 10-0 (5)
13	SYRACUSE*	W, 10-2 (5)
15	RADFORD	W, 6-0
17	LOUISVILLE*	L, 5-6 (9)
18	LOUISVILLE*	W, 8-2
19	LOUISVILLE*	W, 6-0
22	at JMU	W, 11-0 (6)
25	at #15 Stanford*	L, 3-4
26	at #15 Stanford*	W, 9-4
27	at #15 Stanford*	L, 0-2
30	LIBERTY*	W, 5-3

MAY

7	vs. Louisville*	5 p.m.
16-18	NCAA Regionals	
23-25	NCAA Super Regionals	
29-	June 6 Women's College World Series	



VS



36-16, 14-10 ACC

H: 26-2

A: 5-11

N: 5-3

BRIGHTON, MASS.



HARRINGTON ATHLETIC VILLAGE

H: 8-12

26-24, 9-15 (ACC)

A: 9-8

N: 9-4

GAME COVERAGE

Live Video: ACC Network

Announcers: Pam Ward (PxP)

Jenny Dalton-Hill (Analyst)

Live Stats: VirginiaSports.com

THIS WEEK'S WEATHER

WED.



69°

57°

Precip: 70%

LEADING OFF

- Virginia makes its 28th appearance in the ACC Championships and sixth under head coach Joanna Hardin when the Hoos face Louisville on day one of the event at Boston College on Wednesday
- The meeting with the Cardinals is the first in ACC Tournament action and it marks the third straight season in which Virginia has faced an opponent in ACC Tournament play for the first time ('23 - Syracuse; '24 - Clemson)
- The Cavaliers sit at 26 in the RPI heading into the midweek contest and have faced 24 teams in the top 51 of the RPI with 12 coming on the road and five at a neutral site contest
- Bella Cabral and Jade Hylton have been stellar up the middle and on the left side for the Hoos as Cabral is second in the ACC in assists (103) and Hylton is fifth (101) entering the ACC Tournament
- The junior SS also needs one runs to take over the stop spot on the Virginia single-season list for runs scored as she enters the tournament tied with the mark set by Heather Field (60 in 2004)
- Kelly Ayer moved into the top 10 in single-season runs scored (T9th - 44) after game two at Stanford when she scored three runs on a 3-for-5 day with five RBI and her second career home run
- MC Eaton became the third UVA player to hit double digit home runs when she hit her 10th against Liberty
- Sophomore 1B Macee Eaton currently sits at 57 RBI and needs two more to take over the top spot on the Virginia single-season list for RBI - a mark (58) set by All-American Kristen Dennis in 2002
- As a team, the Virginia offense has been rewriting the record book and this season have hit the most RBI (289), home runs (63) and extra base hits (170) - the Hoos are 11 runs away from setting the single-season run mark
- The 14 wins is one off last season's program record 15 ACC wins and is the third time in four seasons UVA has hit at least 13 wins in ACC play

HOO TO WATCH

JADE HYLTON • JR. • SS

- Team leader in home runs (17) set the Virginia career record for home runs in series finale against Syracuse (now at 41)
- Set the single-season HR record (16) in game two at Stanford
- Her .375 batting average is second on the team, while her .819 slug leads the Hoos
- Ranks fifth in the ACC in assists with 101
- Paces the team with 17 multiple-hit games and is second with 14 multiple-RBI games
- Ranks in the top 10 at UVA in runs, RBI, home runs, multiple-RBI games, extra base hits and stolen bases



CAVALIERS®



RECORD WHEN


Overall	36-16
Conference	14-10
Non-Conference.....	22-6
Home Games.....	26-2
Away Games.....	5-11
Neutral Site	5-3
Day Games	33-12
Night Games.....	3-4
vs. Left Starter	4-4
vs. Right Starter	32-12
1-Run Games.....	6-9
2-Run Games.....	7-1
5+ Run Games.....	18-4
Extra Innings.....	2-4
Shutouts.....	14-1
Scoring 0-2 Runs	3-5
Scoring 3-5 Runs	11-8
Scoring 6-9 Runs	12-3
Scoring 10+ Runs	10-0
Scored in 1st Inning.....	21-9
Opp. Scored in 1st.....	6-4
Scores First.....	27-10
Opp. Scores First	9-6
After 4 Leading	27-5
Trailing.....	6-10
Tied	3-1
After 5 Leading	21-6
Trailing.....	3-9
Tied	5-0
After 6 Leading	22-3
Trailing.....	2-8
Tied	2-3
Hit 0 Home Runs	8-9
1 Home Run.....	12-4
2+ Home Runs	16-3
Opp. Hit 0 Home Runs	27-9
1 Home Run.....	6-4
2+ Home Runs	3-3
Made 0 Errors.....	16-3
1 Error.....	13-5
2+ Errors.....	7-8
Opp. Made 0 Errors.....	11-9
1 Error.....	10-6
2+ Errors.....	15-1
Out-hit Opponent.....	30-7
Out-hit by Opponent	3-7
Hits are Tied	3-2
In Doubleheader	4-0
vs. Ranked Teams.....	5-7
On Monday	1-0
On Tuesday	5-1
On Wednesday	1-0
On Thursday	1-2
On Friday	7-5
On Saturday.....	12-5
On Sunday.....	8-3
In February	12-5
In March.....	13-5
In April	11-6
In May	0-0

IN THE CIRCLE

**3 COURTNEY LANE** | LHP | Jr. | Appomattox, Va. | Appomattox County

- Struck out career-high 7 and threw first career complete game against Saint Francis
- 3-2 in 2024 with win over UNCG, at JMU and at No. 3 Duke, losses at No. 11 Alabama, vs. No. 23 Clemson in ACC quarterfinal
- No. 35 overall recruit by Extra Inning Softball coming out of high school
- Helped Appomattox HS claim 2021 softball state championship with a perfect game

Pitches: Drop, Rise, Curve, Change

**14 EDEN BIGHAM** | RHP | Jr. | Rustburg, Va. | Rustburg


- Threw her fourth CG in last outing against Liberty and third CG in her last six appearances
- Threw perfect game vs. Hofstra (3/1) the first since 1994 for the Hoos
- Threw a CG shutout and faced the minimum in a 1-0 win over George Mason (3/18)
- Program leader in career saves (11) and is top 10 in strikeouts and shutouts
- All-ACC and All-Region selection last season with 16-8 record and six complete-game shutouts
- 3x ACC Pitcher of the Week selection for the Hoos last season, 6x so far in her career
- Threw no-no in collegiate debut with nine strikeouts against Lamar (2/9) at Houston Invite

Pitches: Rise, Change, Curve, Drop


**20 AVA HODGES** | RHP | Fr. | Zebulon, N.C. | N. Raleigh Christian Academy

- Earned first win in start against Penn (2/23) with five scoreless innings of work
- Ranked No. 38 overall in the Extra Elite rankings released by Extra Inning Softball
- No. 26 ranked pitcher by Extra Inning Softball
- 4x All-State selection and All-Conference selection
- 2x Conference Player of the Year (2021, 2023)

Pitches: Fast, Drop, Change

**23 JULIA CUOZZO** | RHP | So. | Mechanicsville, Va. | Hanover

- Made first 2025 appearance vs. Penn (2/22) and picked up first win vs. Longwood (2/24)
- Worked career long 5.0 innings in win over California (3/22) to clinch weekend series and followed it with 5.1 innings last week in win vs. Syracuse (4/12)
- No. 23 Overall Recruit by Extra Inning Softball
- 2023 VHSL All-State First Team selection for Class 4
- 2022 Class 4 Player of the Year
- 2022 & 2023 Metro Player of the Year by Richmond Times Dispatch

**26 SAVANNAH HENLEY** | LHP | Gr. | Mechanicsville, Va. | Mechanicsville

- Complete game vs. #5 Texas A&M with career-long 8.0 IP and nine strikeouts a UVA high
- Matched that nine strikeouts against Longwood (3/4) in 5.0 innings of work
- Injured at North Carolina and did not see action for the Hoos the rest of 2024
- Threw a complete game two-hitter at Longwood for her second complete game as a Hoos
- Two-time All-State selection and three-time All-Region selection in high school

Pitches: Drop, Change, Curve, Rise



RETURNING HOOS TO WATCH AT THE PLATE

**2 KAILYN JONES** | OF | L-R | 5-3 | Sr. | Grayson, Ga. | Grayson

Year	avg	gp-gs	ab	r	h	2b	3b	hr	rbi	tb	slg%	bb	hbp	so	gdp	ob%	sf	sh	sb-att	po	a	e	fld%
2022	.212	36-20	66	16	14	2	0	0	6	16	.242	6	0	13	0	.278	0	0	3-4	45	2	1	.979
2023	.276	45-32	87	17	24	4	4	1	16	39	.448	7	0	15	0	.326	1	0	9-11	45	1	6	.885
2024	.238	37-11	42	13	10	0	0	0	3	10	.238	4	0	14	0	.304	0	0	8-8	13	0	0	1.000
2025	.313	49-46	112	26	35	4	6	1	16	54	.482	8	1	14	0	.358	2	1	7-7	37	2	3	.929
TOTAL	.270	167-109	307	72	83	10	10	2	41	119	.388	25	1	56	0	.324	3	1	27-30	140	5	10	.935

• Hit her first collegiate home run at Liberty (3/11) in 2023 and second vs. Hofstra (3/2/25)

• 2020 Georgia High School Athletic Association 4-7A Player of the Year

• No. 22 recruit nationally and No. 10 OF in 2020 signing class

• 2020 GHSA First Team All-State selection

**7 SARAH COON** | C/UT | R-R | 5-5 | Sr. | Elmira, N.Y. | Elmira

Year	avg	gp-gs	ab	r	h	2b	3b	hr	rbi	tb	slg%	bb	hbp	so	gdp	ob%	sf	sh	sb-att	po	a	e	fld%
2022	.291	54-54	151	34	44	12	0	8	36	80	.530	26	12	41	1	.429	2	0	7-9	46	78	15	.892
2023	.248	46-46	129	22	32	5	0	6	17	55	.426	12	6	23	0	.338	1	0	7-9	43	46	6	.937
2024	.213	53-53	150	18	32	4	0	5	24	51	.340	16	6	31	0	.312	1	2	3-4	183	46	9	.962
2025	.238	52-50	143	20	34	5	3	6	24	63	.441	16	2	25	1	.321	1	3	2-3	107	41	11	.931
TOTAL	.248	205-203	573	94	142	26	3	25	101	249	.435	70	26	120	2	.353	5	5	19-25	379	211	41	.935

• Ranks 9th in career home runs at UVA (25) after weekend series with Syracuse

• Named ACC All-Freshman selection, the first in UVA history

• Tallied two doubles in win over No. 23 Kentucky (2/13) - her first career triples

• 2024 CSC Academic All-District selection

**10 JADE HYLTON** | C/UT | R-R | 5-5 | Jr. | Martinsville, Va. | Bassett

Year	avg	gp-gs	ab	r	h	2b	3b	hr	rbi	tb	slg%	bb	hbp	so	gdp	ob%	sf	sh	sb-att	po	a	e	fld%
2023	.314	52-52	175	33	55	8	4	10	26	101	.577	20	1	33	0	.386	1	0	22-25	80	72	7	.956
2024	.335	54-54	170	37	57	13	2	14	41	116	.682	25	0	28	0	.418	1	0	15-19	71	85	7	.957
2025	.375	52-52	160	60	60	10	5	17	46	131	.819	32	4	19	0	.487	1	2	12-14	62	101	8	.953
TOTAL	.341	158-158	505	130	172	31	11	41	113	348	.689	77	5	80	0	.431	3	2	49-58	213	258	22	.955

• Has tallied 45 multiple-hit games and 29 multiple-RBI games in her career

• 2x NFCA All-Region selection

• UVA career home run leader (41) and single-season home run record (17)

• Named a TUCCI/NFCA Freshman of the Year Top 25 selection in 2023

• Also tied for UVA single-season record in runs scored (60)

**16 MC EATON** | OF | R-R | 5-9 | Jr. | Charlotte, N.C. | Charlotte Christian School

Year	avg	gp-gs	ab	r	h	2b	3b	hr	rbi	tb	slg%	bb	hbp	so	gdp	ob%	sf	sh	sb-att	po	a	e	fld%
2023	.261	18-15	46	7	12	3	0	5	16	30	.652	2	0	8	1	.292	0	0	0-0	5	0	0	1.000
2024	.196	27-15	46	4	9	3	0	1	5	15	.326	3	2	19	0	.275	0	0	0-0	3	1	0	1.000
2025	.269	52-52	134	21	36	9	1	10	31	77	.575	13	2	41	2	.340	1	0	4-5	15	1	2	.889
TOTAL	.252	97-82	226	32	57	15	1	16	52	122	.540	18	4	68	3	.317	1	0	4-5	23	2	2	.926

• 32-of-57 career hits are extra-base hits (16 are home runs)

• Saw limited action as a freshman and sophomore due to injury in freshman season

• Hit grand slam in series opener vs. Cal (3/18) to put Hoos up 4-3 on the Golden Bears

• No. 53 overall recruit by Extra Inning Softball: 2x ACC Academic Honor Roll member

• First collegiate hit was a two-RBI home run in 2023 season opener vs. Lamar (2/9/23)

• 2x ACC Academic Honor Roll member

**19 MACEE EATON** | IF/DP | L-R | 5-7 | Jr. | Wheelersburg, Ohio | Wheelersburg

Year	avg	gp-gs	ab	r	h	2b	3b	hr	rbi	tb	slg%	bb	hbp	so	gdp	ob%	sf	sh	sb-att	po	a	e	fld%
2024	.211	51-47	142	14	30	5	0	2	16	41	.289	12	2	27	1	.277	3	0	3-3	79	1	2	.976
2025	.340	52-52	156	29	53	11	1	11	57	99	.635	16	0	24	0	.399	1	0	6-6	347	8	5	.986
TOTAL	.279	103-99	298	43	83	16	1	13	73	140	.470	28	2	51	1	.340	4	0	9-9	426	9	7	.984

• Tallied 18-game hit streak from 2/23 through game two of Cal series (3/22)

• Hit first collegiate home run in series opener at Georgia Tech (4/26) in 2024

• Has turned in 20 multiple-hit games and 17 multiple-RBI games in her career

• No. 31 overall recruit by Extra Inning Softball

• Hit first career grand slam vs. Seton Hall (3/1/25)

• 2023 PGF All-American (East) and NFCA All-America first team selection

**30 BELLA CABRAL** | IF | R-R | 5-3 | So. | Choctaw, Okla. | Choctaw

Year	avg	gp-gs	ab	r	h	2b	3b	hr	rbi	tb	slg%	bb	hbp	so	gdp	ob%	sf	sh	sb-att	po	a	e	fld%
2024	.263	54-54	171	20	45	10	1	6	30	75	.439	10	3	21	2	.307	5	0	2-2	82	65	7	.955
2025	.376	52-52	149	27	56	15	1	9	38	100	.671	17	8	10	2	.450	6	3	2-4	68	103	7	.961
TOTAL	.316	106-106	320	47	101	25	2	15	68	175	.547	27	11	31	4	.377	11	3	4-6	150	168	14	.958

• ACC All-Freshman team selection in 2024

• Tallied career-high five RBI in win at JMU and tied career high with three hits (4/22/25)

• Second in the ACC in assists (103) entering the ACC Championships

• No. 51 overall recruit by Extra Inning Softball

• Posted 24 multiple-hit games and 15 multiple-RBI games in her career

• 2022 All-State selection

**34 KELLY AYER** | OF | L-R | 5-4 | Sr. | Mechanicsville, Va. | Atlee

Year	avg	gp-gs	ab	r	h	2b	3b	hr	rbi	tb	slg%	bb	hbp	so	gdp	ob%	sf	sh	sb-att	po	a	e	fld%
2022	.196	28-13	51	8	10	1	0	0	8	11	.216	1	0	7	1	.212	0	0	3-3	13	7	1	.952
2023	.321	45-38	106	25	34	7	0	0	5	41	.387	17	2	7	0	.424	0	3	22-23	45	7	2	.963
2024	.236	49-36	123	14	29	2	3	0	11	37	.301	6	0	17	0	.271	0	1	8-8	53	3	1	.982
2025	.333	52-52	165	44	55	11	3	2	32	78	.473	15	1	10	2	.384	4	4	15-17	65	2	2	.971
TOTAL	.288	174-139	445	91	128	21	6	2	56	167	.375	39	3	41	3	.346	4	8	48-51	176	19	6	.970

• Has 31 multiple-hit games for her career

• Dangerous on the basepath going 48-for-51 on steal attempts in her career

• Career-high 4 RBI in win over #15 Stanford in game two of the series

• Stole four bases against Saint Francis (3/5) to set the UVA single-game record in 2023



NOTING THE HOOS

THE SERIES WITH LOUISVILLE

- Virginia and Louisville have met 28 times with the Cardinals leading the overall series 21-7
- The teams met three weeks ago in Charlottesville with UVA taking the weekend series 2-1 by winning games two and three of the series
- It marked the first series win by the Hoos over the Cardinals in program history
- The teams have never met in the ACC Tournament

LAST TIME OUT AGAINST LOUISVILLE

- Virginia and Louisville played the ACC series in Charlottesville (4/17-4/19) just three weeks ago
- The Cardinals won the first game 6-5 in nine innings after the Hoos mounted a four-run rally in the seventh inning to force extra innings
- The Cavaliers evened the series with an 8-2 victory in game two before Eden Bigham threw a CG shutout for a 6-0 victory in game three

BIGHAM, HYLTON SWEEP ACC WEEKLY HONORS

- Virginia juniors Eden Bigham and Jade Hylton swept ACC weekly honors for Week 11 following the series win over Louisville
- Bigham was named ACC Pitcher of the Week for the sixth time in her career after a 3-0 week that featured a complete-game shutout and a combined shutout of Louisville along with a combined shutout of Radford
- Bigham threw 13.0 consecutive scoreless innings against Louisville to notch wins in games two and three
- Hylton hit .583 with six runs scored, five RBI and two home runs while drawing five walks and not striking out on the week
- She tied the single-season home run record with a leadoff home run in game three against Louisville and was walked three times in the remainder of the finale

HYLTON EARNS FIRST ACC PLAYER OF THE WEEK NOD

- Virginia junior shortstop Jade Hylton was named ACC Co-Player of the Week for week 10 following a series sweep of Syracuse
- Hylton hit .600 on the week with three home runs and drew five walks while posting a 1.600 slug and .733 on base percentage
- Hylton set the Virginia career record for home runs on the weekend
- It was the first time in her career for Hylton to be named as an ACC Player of the Week selection

HOOS POSTING RECORD SETTING SEASON OFFENSIVELY

- Virginia has been breaking records this season on offense under year two with associate head coach Jeff Tylka
- The Hoos have set the single-season record for home runs, RBI, extra base hits and total bases entering the tournament
- The squad is also knocking on the door for setting single-season record for runs scored - sitting at second all time with 315 runs scored and 326 being the record

HYLTON TAKES UVA HOME RUN RECORDS

- Jade Hylton has been a key part in the power surge for the Hoos this year, helping the Cavaliers set a new single season record for home runs (63)
- Hylton also set the Virginia career record for home runs earlier this season with a leadoff home run against Syracuse in game three of the weekend series
- Hylton took over the top spot in single-season home runs in game two of the weekend series at No. 15 Stanford
- She passed 2019 All-American Lacy Smith who hit 15 home runs in her senior campaign in 2019
- Hylton has 17 home runs this season and 41 for her career

MACEE EATON CHASING SEASON RBI RECORD

- Sophomore 1B Macee Eaton is also chasing a top spot in the Virginia record book as she sits second all-time on the single-season RBI list (57)
- Eaton needs one RBI to take over the top spot in the single season list for RBI at Virginia - a spot currently held by two-time All-American Kristen Dennis who hit 58 RBI in the 2002 season
- Dennis is one of two Cavaliers to have her number retired along with pitcher Lisa Palmer for whom Palmer Park is named

D1 SOFTBALL POWER RANKINGS UPDATED

- D1Softball released its power rankings in Week 10 and Hoos were featured in the latest update
- Jade Hylton came in as the No. 2 shortstop overall in the nation in the latest rankings
- Week 8 saw the corner infield positions updated and Bella Cabral is the No. 8 third baseman nationally

HARDIN NOW SECOND AT UVA, PASSES 200 WINS

- Virginia head coach Joanna Hardin moved into second all-time in wins at UVA in the fourth weekend of play
- With the Hoos' win over Seton Hall on Friday night, Hardin picked up her 185th win at Virginia to pass Terry DeTuro for second most wins at UVA
- Hardin picked up her 200th wins as Virginia head coach in the series opener against No. 8 Florida State

CABRAL, HYLTON ON SOFTBALL AMERICA'S MIDSEASON POWER RANKINGS

- Sophomore third baseman Bella Cabral and junior shortstop Jade Hylton both appeared on Softball America's midseason power rankings
- Cabral came in as the No. 10 third baseman nationally, while Hylton came in as the No. 8 shortstop

HOOS SCORE EARLY AND OFTEN

- Virginia has been scoring early and often this season with big innings and lots of runs early in games
- The Cavaliers have scored in the first inning of 30 games this season and nine of those have seen the Hoos score three or more runs
- Scoring has been contagious as the Hoos often aren't scoring just one run in an inning and in fact 43 scoring innings this season have put three or more runs across



COACH JO HARDIN
at UVA: 209-233 (9th) | Overall: 288-267 (11th)

Education

College: Biola University (La Mirada, Calif.)

Masters: Liberty University

Coaching Experience

2015-16	McNeese State (Head Coach)
2013-14	McNeese State (Assistant Coach)
2007-09	Liberty University (Assistant Coach)
2005-07	Whittier Christian HS (Head Coach)

Playing Experience

2002-05	Biola University
---------	------------------

Accolades

2002	NAIA/NFCA 1st Team All-American
2002,04-05	Golden State Athletic Conference All-Conference
2013	Southland Conference Regular Season Champions
2014	Southland Conference Regular Season Champions
2016	Southland Conference Regular Season Champions
2016	Southland Conference Tournament Champions

Hardin as a Head Coach

Year	School	Record (Conf)	Postseason
2015	McNeese St.	36-20 (21-5)	Southland Tourney
2016	McNeese St.	43-14 (23-4)	NCAA Regional
2017	Virginia	22-32 (9-15)	ACC Quarterfinals
2018	Virginia	12-41 (3-21)	
2019	Virginia	22-31 (8-16)	ACC Tournament
2020	Virginia	10-12 (0-6)	
2021	Virginia	15-33 (10-27)	
2022	Virginia	28-26 (13-11)	ACC Tournament/NISC
2023	Virginia	30-22 (8-16)	ACC Tournament
2024	Virginia	34-20 (15-9)	NCAA Regional Final
2025	Virginia	36-16 (14-10)	

209-233 at Virginia
288-267 Overall

**CAVALIERS AND THE RPI AND ACC STANDINGS**

- Virginia heads into the ACC Tournament with an RPI of 26 and a strength of schedule of 28 as teams finalize resumes for seeding in the upcoming NCAA Tournament
- UVA went 14-10 to finish seventh in the ACC standings

CAVALIERS NO STRANGER TO CLOSE GAMES

- Virginia is familiar with tight contests this season, having played in 15 one-run games and going 6-9 in those contests
- The Hoos have also played in 23 games decided by two runs or less and are 13-10 in those games and going 7-1 in games decided by two runs
- Eight of those one-run contests are walk-offs with the Hoos going 3-5 in those contests - the walk-off losses came at South Carolina (2x), vs. Auburn and No. 5 Texas A&M in Clearwater, and at No. 15 Stanford
- The three walk off wins came against No. 4 UCLA in Clearwater and against Boston College and California in series clinching victories this season

HOOS SCORE PROGRAM-HIGH 13 RUNS VS. PIRATES

- Virginia pushed 13 runs across the plate in the third inning against Seton Hall (3/1)
- The 13 runs scored in a single inning was the most in program history and was the second time in program history the Hoos pushed more than 10 runs across in an inning
- The first time the Hoos scored 10 runs in an inning was last season at Georgia Tech (4/27) with an 11 run inning in a run-rule victory over the Yellow Jackets

HENLEY COMING ON STRONG IN FIFTH SEASON

- Savannah Henley surged out of the gates for the Hoos this season after missing a bulk of 2024 due to injury
- The grad student showed her stuff against No. 5 Texas A&M as she threw an eight-inning complete game and struck out nine batters - her high as a Cavalier
- Henley matched that nine strikeouts in her outing against Longwood, fanning nine batters through five innings of work
- She has struck out 71 batters entering the weekend in 70.0 innings of work
- The LHP has missed three weekends with injury (FSU, SU, UL) before returning to the circle at Stanford

ACC STANDINGS

School	Conf	Pct.	Overall	Pct.	Streak
Florida State	18-3	.857	44-8	.846	L1
Clemson	19-5	.792	41-12	.774	W4
Virginia Tech	18-6	.750	40-10	.800	W1
Stanford	16-8	.667	39-10	.796	W5
Duke	16-8	.667	37-15	.712	W1
North Carolina	15-9	.625	39-14	.736	W5
Virginia	14-10	.583	36-16	.692	W1
Georgia Tech	10-11	.476	26-21	.553	L6
California	11-13	.458	35-18	.660	W4
Louisville	9-15	.375	26-24	.520	W1
Notre Dame	7-17	.292	23-30-1	.435	L4
Pittsburgh	7-17	.292	20-31	.392	L1
Syracuse	6-18	.250	27-22	.551	L3
NC State	6-18	.250	25-29	.463	L3
Boston College	5-19	.208	22-29	.431	L3

CAVALIERS CHALLENGED EARLY WITH TOP FOES

- Virginia was challenged early in the season with a schedule featuring some of the top teams in the nation
- After three weeks of play, Virginia's schedule was rated as the toughest schedule in the nation
- Virginia played two games at South Carolina in the opening weekend - dropping a pair of one-run games in walkoff fashion to a team currently ranked in the top 11
- Virginia also faced No. 4 UCLA No. 5 Texas A&M and No. 4 UCLA in the Shriners Children's Clearwater Invitational - taking wins over the Wildcats and Bruins
- All five opponents faced at the Clearwater Tournament were ranked in the top 25 following the tournament

BIGHAM TAKES PROGRAM SAVES RECORD

- Junior right-hander Eden Bigham has been a force in the circle in any role for the Cavaliers
- This season, Bigham has six saves entering the weekend and 11 for her career
- The 11 career saves set in game one of the Syracuse series set the program record for saves in a career that had previously been set by Madi Harris last season
- Her six saves this season is also tied for the single-season record (6) also set by Harris in the 2022 season

HYLTON KEEPS IT IN THE PARK A SECOND TIME

- Junior Jade Hylton opened up the Penn game on February 23 with a bang, hitting an inside-the-park home run to right field
- It was her second inside-the-park home run in as many seasons as she also hit one last season against St. Thomas (2/18/24)

VERSUS RANKED FOES

All-Time vs. Top-25 in NFCA Poll (1995-)	38-193
All-Time vs. Top-10 in NFCA Poll	10-66
vs. No. 1	0-7
Last win over ranked team	April 26, 2025 - 9-4 at #15 Stanford
Last win over top-10 team	April 4, 2025 - 2-0 at #8 Florida State
Last win over top-5 team	February 16, 2025 - 7-6 vs. #4 UCLA
Highest-ranked win	April 15, 2022 - 5-3 at #2 Virginia Tech March 21, 2010 - 2-1 vs. #2 Arizona April 17, 2004 - 5-4 vs. #2 Florida St.
Largest win	March 18, 2010 - 10-4 vs. #23 Louisiana
Largest defeat	May 11, 2017 - 0-16 vs. #4 Florida State

VERSUS THE NFCA POLL (STARTED 1995)

No. 1	0-7
No. 2	3-7
No. 3	2-12
No. 4	3-9
No. 5	0-5
No. 6	0-9
No. 7	0-5 (1-0 prior to NFCA poll)
No. 8	1-5
No. 9	1-5
No. 10	0-7
No. 11	3-10
No. 12	0-4 (0-1 prior to NFCA poll)
No. 13	2-13
No. 14	3-7
No. 15	2-15
No. 16	0-5
No. 17	2-9
No. 18	1-6 (1-0 prior to NFCA poll)
No. 19	1-10
No. 20	0-6
No. 21	2-8
No. 22	4-13
No. 23	2-15
No. 24	4-2
No. 25	2-8

NFCA TOP 25

RK.	TEAM	2024 RECORD	POINTS	LAST WEEK
1	Oklahoma (30)	42-5	774	3
2	Texas A&M	41-8	701	1
3	Oregon (1)	44-5	689	5
4	Texas	42-9	676	2
5	Tennessee	39-11	656	4
6	UCLA	44-7	610	7
7	Florida State	42-7	593	6
8	Arkansas	36-10	589	9
9	Florida	42-11	547	8
10	LSU	38-11	491	10
11	Texas Tech	36-10	469	11
12	Arizona	40-10	409	12
13	Virginia Tech	39-8	376	14
14	South Carolina	36-13	348	13
15	Clemson	41-12	331	19
16	Stanford	35-10	327	15
17	Ole Miss	34-14	271	16
18	Mississippi State	33-14	250	17
19	Alabama	35-18	227	20
20	Nebraska	35-12	209	18
21	Ohio State	41-10-1	156	22
22	Duke	37-15	136	21
23	Oklahoma State	29-17	68	23
24	Grand Canyon	40-6	58	
25	Virginia	35-16	42	25

OTHERS RECEIVING VOTES:

Georgia (32), Florida Atlantic (21), Liberty (12), Auburn (4), Iowa State (1), Washington (1).

**CABRAL, HYLTON EACH GO YARD TWICE IN A GAME**

- Bella Cabral and Jade Hylton each have a multiple home run game this season - though not in the same game
- Cabral tallied two home runs against Delaware (2/23) for her second career game with two home runs
- Hylton tallied a pair of home runs as part of a three-hit game in the win over Longwood (2/24) for her second multiple home run game of her career
- Hylton did it again against Boston College in the series finale (3/15) when she homered to leadoff the first for the Hoos and went yard again in the fifth inning
- Hylton followed it up with for a third time with her record-breaking day against Syracuse with homers in the first and second inning

HACKETT'S FIRST HOME RUN IS A WALK OFF

- Kelsey Hackett delivered her first career home run in the win over Longwood (2/24)
- The junior entered as a pitch hitter and sent the first pitch offered into the bullpen in left field for the walk-off victory

LAYNE TOSSES FIRST COMPLETE GAME

- Junior Courtney Layne threw her first complete game in a 12-0 win over Saint Francis in the opening weekend
- The left-hander struck out a career-high seven batters in that run-rule victory and held the Red Flash to only two hits in the outing

MACEE EATON NOTCHES HOOS' FIRST HR OF SEASON

- Sophomore 1B Macee Eaton turned in the first home run of the season for the Hoos against South Carolina (2/7)
- That shot, a three-run home run, tied her career high in RBI to match the mark of 3RBI set against #24 Miami (OH) in the NCAA Regional opener last season

THE EATONS (NO RELATION) MAKE FOR DYNAMIC DUO

- Macee and MC Eaton (no relation) proved to be a potent duo in the lineup this season
- The duo have combined for 88 RBI, 21 home runs and 50 runs scored to date
- The Eatons have combined for 89 hits this season with 43 of them being extra base hits (21 HR, 2 triples, 20 doubles)

PATIENCE PAYS OFF FOR HARTGROVE IN YEAR FOUR

- Senior catcher Sydney Hartgrove has paid her dues and is seeing her patience in the program pay off in year four
- Hartgrove has taken over behind the plate in her final season and has been an anchor for the Cavaliers
- The catcher has also come up with some big moments at the plate, delivering her first career home run in a contest against Auburn at the Clearwater Invitational
- She followed it up with a two home run game in a 9-2 win at No. 17 Virginia Tech in the series finale and hit her fourth home run in a 6-0 win over JMU

PAIR OF FRESHMEN NOTCH FIRST HITS FOR HOOS

- Freshmen Alex Call and Maddy Greene each notched their first collegiate hits in the opening weekend
- Both came against Saint Francis in the weekend finale
- Call delivered an RBI single, while Greene also delivered a single for her first career hit

HOOS GARNER ATTENTION IN PRESEASON

- Virginia came in at No. 24 in the Softball America preseason poll to mark the first time that the Cavaliers enter a season ranked in one of the polls
- The Cavaliers were receiving votes in the remainder of the polls - D1Softball, NFCA and USA Softball to start 2025

BIGHAM, HYLTON GRACED PRESEASON TOP 100 LISTS

- Juniors Eden Bigham and Jade Hylton have been mainstays on preseason top 100 lists this season
- Bigham was named the No. 39 player by D1Softball and the No. 41 player by Softball America
- Hylton was tabbed the No. 52 players by Softball America and No. 53 by D1Softball

CAVALIER DUO NAMED PRESEASON ALL-ACC

- The duo of Bigham and Hylton were also named to the preseason All-ACC team by the league's coaches
- The pair, who finished the 2024 season as first-team All-ACC selections, continued to hold a prominent place in the league heading into 2025

BIGHAM MOVING UP CAREER PITCHING CHARTS

- Eden Bigham is quickly moving up the career pitching charts and has taken spots in the top 10 of five categories in her third season
- Heading into the tournament, Bigham sits eighth all-time in career strikeouts (414) and is seventh all-time at UVA in career shutouts (16)
- The RHP is eighth all-time in career wins at UVA (5)
- Bigham is also first in career saves with 11 to date
- She is also 10th in career appearances (97)

HYLTON ALSO TAKING SPOTS AMONG CAREER LEADERS

- Shortstop Jade Hylton is also making a move on some of the career lists for offense
- Hylton took over the top spot in career home runs with a solo shot in the first inning against Syracuse (4/13) and holds 41 to date
- Hylton is eighth in stolen bases for her career (49) and also sixth in RBI (105) and seventh in runs scored (130)
- The SS also ranks sixth in career multiple-RBI games (29) and 10th in career multiple-hit games (45)
- Hylton also ranks in the top 10 in extra-base hits (83) and walks (77)

AYER A THREAT TO STEAL ON THE BASES

- Senior outfielder Kelly Ayer has been a mainstay in the offense and poses a threat to steal whenever she's on the bases, going 15-for-17 this season
- Ayer has 48 stolen bases to date and is among the top 10 base stealers in program history.
- Last season, the offense didn't rely on the steal as much, though Ayer went 8-for-8 in swipe attempts
- The previous season, Ayer took 22 bags on 23 attempts

VIRGINIA PICKED TO FINISH FIFTH IN ACC

- Virginia was picked to finish fifth in the ACC in that same vote of the league's coaches after finishing fourth in the league a year ago
- It's the highest predicted finish for the Hoos under head coach Joanna Hardin who has built the program of the previous eight seasons at the helm

HOOS WELCOME FIVE NEWCOMERS FOR 2025

- Virginia welcomed five newcomers to Grounds for this season in a class that ranked No. 33 nationally
- The class features four players ranked among the top 26 recruits nationally at their position and three among the top 100 players overall by ExtraInningSoftball
- Madison Greene was ranked the No. 34 overall recruit and the fifth-ranked third baseman
- Ava Hodges was the No. 38 overall recruit and was the No. 26 pitcher in the class.
- Reagan Hickey was ranked No. 45 overall and the No. 24 catcher
- Alex Call was tabbed the No. 12 general infielder in the class, while Addison Thompson was a three-time All-Region selection in Virginia

HENLEY EXPECTED TO BOOST HOOS IN 2025 RETURN

- The Cavaliers got good news with the return of LHP Savannah Henley for the season
- Henley missed the bulk of the 2024 season to injury sustained in the second week of ACC play that ended her year
- Prior to the injury, Henley was 3-0 on the year with a save
- The southpaw had struck out 37 through 34.0 innings of work and limited teams to a .189 batting average
- She held a 1.65 ERA with only eight earned runs allowed

HYLTON, JONES, WOODY-GIGGETTS NAMED CAPTAINS

- The Cavaliers have a trio of captains this season with senior outfielder Kailyn Jones, junior shortstop Jade Hylton, sophomore outfielder Kamyria Woody-Giggetts serving in the role
- The three players were selected after the coaching staff asked the team to evaluate their peers on a range of traits and examined the cross section of the results including reliability, leadership, dedication and responsibility



A LOOK BACK AT 2024

CAVALIERS PLAYED STOUT SCHEDULE IN 2024

- Virginia played a stout schedule for the 2024 campaign with the No. 22 strength of schedule overall
- The Hoos played 17 games against teams in the NCAA Tournament with 11 of those outside of ACC play and 11 on the road with one at a neutral site as the Hoos faced Clemson in the ACC quarterfinals hosted by Duke
- Virginia went 7-10 in those games against NCAA Tournament teams during the regular season
- Included in those games against the NCAA field were two contests at national seeds Alabama (No. 14 seed) and the series at national seed Duke (No. 10 seed)

HOOS SET PROGRAM HIGH WITH 15 ACC WINS

- With the series win at Georgia Tech to close the regular season, the Hoos set a program record for ACC wins (15)
- The previous program record was 13 wins set in the 2010 season and matched in the 2022 season
- Virginia matched the 13-win mark for the third time with the series-clinching win at No. 3 Duke in the finale
- The Hoos passed the mark with a Saturday win at Georgia Tech and hit the 15-win mark in the finale to clinch the series with the Yellow Jackets

THREE WAS THE CHARM FOR VIRGINIA OFFENSE

- With the Virginia pitching staff, three runs has been the magic number for the Cavaliers when it comes to winning games this season
- In 2024, the Hoos were 29-3 when scoring three runs or more
- The three times Virginia dropped a game when scoring at least three runs were the Saturday game at Notre Dame (10-3), the Saturday game against NC State (10-9) and the series opener at Georgia Tech (6-5)

HOOS HIT 30-WIN MARK FOR SECOND STRAIGHT YEAR

- With the series-clinching win over No. 3 Duke, the Cavaliers hit the 30-win mark for the second straight season
- The Cavaliers hit 30 wins last year for the first time since the 2010 campaign
- This is the first time the Hoos have done consecutive 30-win seasons since UVA posted at least 30 wins each season from 2001-2005

BIGHAM OPENS 2024 WITH 11 K VS. UNCG

- Eden Bigham set a new career high for strikeouts in the season opener when the freshman fanned 11 batters through her 5.0 innings of work
- Bigham retired 12 of the first 13 batters faced with nine strikeouts across those batters faced

BIGHAM FANS 14 MOUNTAIN HAWKS FOR CAREER HIGH

- Eden Bigham set a career mark of 14 strikeouts in her start against Lehigh (2/23) to open the Rawlings Classic
- She struck out the first 12 batters of the game and finished with the 14 strikeouts on 16 batters faced in the five inning victory
- The 14 strikeouts is the most by a UVA pitcher since Melanie Mitchell's 16 strikeout performance against George Washington (3/20/13)

BIGHAM NAMED WEEK 3 ACC PITCHER OF THE WEEK

- Eden Bigham was named ACC Pitcher of the Week (2/27) after striking out 23 batters in 11.0 innings of work
- She picked up wins over Lehigh and Iowa State on the week to help the Hoos to an undefeated weekend
- She struck out 14 in her start against Lehigh before fanning nine batters in 6.0 relief innings against the Cyclones

CAVALIERS TAKE SERIES FROM NO. 11 CLEMSON

- The Hoos made another step forward with a series win over No. 11 Clemson by taking the Friday and Sunday games of the series
- The Friday night win over the Tigers was the first win over Clemson in program history by the Cavaliers
- Clemson was the final league team the Hoos didn't have a tally in the win column against in program history and they added that mark in emphatic fashion this season
- The Sunday win, a 3-0 victory, marked the first time this season a team held Clemson off the scoreboard

HOOS TAKE FIRST SERIES FROM SYRACUSE

- The Cavaliers accomplished another first under head coach Joanna Hardin last weekend with a series win over the Syracuse Orange
- Virginia won games two and three of the series to grab the series win - the first ever over the Orange

VIRGINIA SHOCKS NO. 3 DUKE WITH DH SWEEP

- Virginia delivered one of the biggest series wins in program history this past weekend at No. 3 Duke
- After dropping the opener 1-0 in 12 innings on Friday, the Cavaliers came back and swept a Saturday doubleheader
- Virginia won game one of the doubleheader 4-3 thanks to a Jade Hylton grand slam before taking game two of the doubleheader 3-2
- Hylton hit a two-run shot in that series clinching win
- It was a gritty outing from the Hoos played three complete games spanning 25.1 innings in less than 24 hours from first pitch to final out

CAVALIERS CLAIM PROGRAM BEST SEVEN ACC SERIES

- Virginia won seven of the eight ACC series played this season to mark the first time in program history the Hoos have won seven ACC series in a season
- The 2010 season was the last time the Hoos won five ACC series with four of them a traditional three-game series and one being a doubleheader with Maryland
- The Hoos swept the twin bill with the Terps that season and also won the series with No. 22 UNC and NC State, while sweeping Virginia Tech and Boston College that year
- This season, the Hoos posted series wins over Boston College, Syracuse, No. 11 Clemson, Notre Dame, NC State, No. 3 Duke and Georgia Tech

HOOS COME THROUGH WITH BACKS AGAINST WALL

- Virginia went to the rubber match in all eight ACC series last season and came through in game three in seven weekends to claim the series
- Against BC, Syracuse, No. 3 Duke and Georgia Tech the Cavaliers dropped game one and then won the next two games to claim the series
- Against No. 11 Clemson, Notre Dame and NC State, the Cavaliers won game one and then took game three to lock up the weekend
- The lone series loss was at UNC when the Cavaliers took game one and then dropped a Sunday doubleheader after Saturday's game was rained out

BIGHAM EARNS ACC PITCHER OF THE WEEK AGAIN

- Sophomore right-hander Eden Bigham earned her second ACC Pitcher of the Week honor on Tuesday (4/16)
- She went 2-0 in the series against NC State with a complete-game shutout in game one and worked a second complete-game in the finale to clinch the series
- Bigham struck out 15 across the two games
- It marked Bigham's third complete-game shutout in ACC play and her fourth complete game against an ACC foe this season

BIGHAM EARNS 3RD ACC PITCHER OF THE WEEK

- Eden Bigham took home her third ACC Pitcher of the Week honor on Tuesday to earn the honor for the second straight week and third time this season
- Bigham threw 9.0 innings of shutout softball in the series opener at No. 3 Duke with nine strikeouts in the 12.0 inning affair
- She then came back in game two of the series to earn the save - her third of the season - as she worked the seventh and got out of a bases-loaded jam

PALMER PARK

- Virginia opened its new stadium, Palmer Park, on March 3, 2020 against JMU. Palmer Park is named after former Cavalier pitcher Lisa Palmer and her mother Fran. The Palmers were the lead contributors to the stadium project.
- The Cavaliers hosted a dedication ceremony for Palmer Park prior to Virginia's matchup against Virginia Tech on Friday, March 6, 2020.
- Palmer Park is a state-of-the-art facility which houses all of the Cavaliers' needs. Within the confines of Palmer Park is the team locker room and lounge, athletic training room, meeting rooms and a brand new indoor facility.
- Lisa Palmer pitched for the Cavaliers from 1986-89, establishing school records in wins (74), innings pitched (861.2), complete games (102) and games started (112). She still holds the UVA single-season records for wins (27), shutouts (14) and assists (221).
- The 2022 season was the first time it will be open to the full public for a full season.



BATTING CAREER HIGHS

1 KELSEY HACKETT

Date/Last Time	
AB	4x-Last: 4/17/25 vs. Louisville..... 4
Runs	4/05/24 at Notre Dame..... 3
Hits	2x-Last: 4/26/25 vs. Stanford..... 3
2B	4x-Last: 3/27/24 at James Madison..... 1
3B	2/10/24 vs. UNCG..... 1
HR	2x-Last: 2/28/25 vs. Seton Hall..... 1
RBI	3/27/24 at James Madison..... 3
SB	5x-Last: 3/1/25 vs. Seton Hall..... 1

2 KAILYN JONES

Date/Last Time	
AB	5/1/22 at Louisville..... 5
Runs	6x-Last: 3/2/25 vs. Hofstra..... 2
Hits	4x-Last: 4/17/25 vs. Louisville..... 3
2B	4/30/25 vs. Liberty..... 2
3B	10x-Last: 3/4/25 at #8 FSU..... 1
HR	2x-Last: 3/2/25 vs. Hofstra..... 1
RBI	2x-Last: 3/04/23 vs. Fairfield..... 3
SB	2/09/24 vs. Jacksonville State..... 2

4 BRIE BIDDLE

Date/Last Time	
AB	5x-Last: 3/2/25 vs. Hofstra..... 1
Runs	2x-Last: 3/1/25 vs. Seton Hall..... 1
Hits	2x-Last: 3/2/25 vs. Hofstra..... 1
2B 0
3B 0
HR 0
RBI 1
SB	2/23/24 vs. Lehigh..... 2

6 KAMYRIA WOODY-GIGGETTS

Date/Last Time	
AB	3/9/25 vs. Saint Francis..... 3
Runs	8x-Last: 2/9/25 vs. Saint Francis..... 1
Hits	2/9/25 vs. Saint Francis..... 1
2B 0
3B 0
HR 0
RBI	2/9/25 vs. Saint Francis..... 1
SB	2/23/24 vs. Lehigh..... 2

7 SARAH COON

Date/Last Time	
AB	3x-Last: 3/30/25 at Notre Dame..... 5
Runs	2x-Last: 2/26/23 vs. Geo. Washington..... 3
Hits	2x-Last: 3/28/25 at Notre Dame..... 3
2B	4x-Last: 3/28/25 at Notre Dame..... 2
3B	2/13/25 vs. #23 Kentucky..... 2
HR	25x-Last: 4/13/25 vs. Syracuse..... 1
RBI	3x-Last: 4/12/25 vs. Syracuse - Gm 2..... 4
SB	2/26/23 vs. Howard..... 2

8 KASSIDY HUDSON

Date/Last Time	
AB	4/1/25 vs. Maryland..... 2
Runs	3/30/25 at Notre Dame..... 2
Hits	9x-Last: 4/26/25 at Stanford..... 1
2B	4/1/25 vs. Maryland..... 1
3B 0
HR 0
RBI	2/28/25 vs. Seton Hall..... 1
SB	4x-Last: 4/26/25 at Stanford..... 1

9 ALEX CALL

Date/Last Time	
AB	4x-Last: 4/1/25 vs. Maryland..... 2
Runs	2x-Last: 4/25 vs. Maryland..... 1
Hits	4x-Last: 3/1/25 vs. Seton Hall..... 1
2B	3/1/25 vs. Hofstra..... 1
3B 0
HR 0
RBI	3/1/25 vs. Hofstra..... 2
SB 0

10 JADE HYLTON

Date/Last Time	
AB	7x-Last: 3/22/25 vs. California..... 5
Runs	3x-Last: 4/22/25 at JMU..... 3
Hits	12x-Last: 4/12/25 vs. Syracuse - Gm 2..... 3
2B	2x-Last: 3/17/24 vs. Syracuse..... 2
3B	9x-Last: 3/1/25 vs. Hofstra..... 1
HR	4x-Last: 4/13/25 vs. Syracuse..... 2
RBI	2x-Last: 2/24/24 vs. Lehigh..... 5
SB	2/26/23 vs. Howard..... 3

16 M.C. EATON

Date/Last Time	
AB	3/30/25 at Notre Dame..... 5
Runs	6x-Last: 4/30/25 vs. Liberty..... 2
Hits	10x-Last: 4/15/25 vs. Radford..... 2
2B	14x-Last: 4/15/25 vs. Radford..... 1
3B	2/15/25 vs. San Diego State..... 1
HR	16x-Last: 4/30/25 vs. Liberty..... 1
RBI	3/21/25 vs. California..... 4
SB	4x-Last: 4/13/25 vs. Syracuse..... 1

17 REAGAN HICKEY

Date/Last Time	
AB 0
Runs 0
Hits 0
2B 0
3B 0
HR 0
RBI 0
SB 0

18 MELISSA CARR

Date/Last Time	
AB	5x-Last: 3/1/25 vs. Hofstra..... 1
Runs	3/1/25 vs. Hofstra..... 1
Hits	2x-Last: 3/1/25 vs. Hofstra..... 1
2B	3/1/25 vs. Hofstra..... 1
3B 0
HR 0
RBI	3/1/25 vs. Hofstra..... 2
SB 0

19 MACEE EATON

Date/Last Time	
AB	2x-Last: 3/30/25 at Notre Dame..... 5
Runs	3/27/24 at James Madison..... 3
Hits	3/21/25 vs. California..... 3
2B	3/22/25 vs. California..... 2
3B	2/16/25 vs. #4 UCLA..... 1
HR	12x-Last: 4/6/25 at #8 FSU..... 1
RBI	3/1/25 at Seton Hall..... 5
SB	9x-Last: 4/22/25 at JMU..... 1

24 SYDNEY HARTGROVE

Date/Last Time	
AB	6x-Last: 4/17/25 vs. Louisville..... 4
Runs	3/9/25 at #17 Virginia Tech..... 2
Hits	3/21/25 vs. California..... 3
2B	4/13/25 vs. Syracuse..... 2
3B 0
HR	3/9/25 at #17 Virginia Tech..... 2
RBI	3/9/25 at #17 Virginia Tech..... 3
SB 0

27 MADISON GREENE

Date/Last Time	
AB	2x-Last: 3/2/25 vs. Hofstra..... 2
Runs	3x-Last: 3/2/25 vs. Hofstra..... 1
Hits	4x-Last: 3/2/25 vs. Hofstra..... 1
2B	2/23/25 vs. Delaware..... 1
3B 0
HR 0
RBI	3/1/25 vs. Hofstra..... 2
SB	3/1/25 vs. Hofstra..... 1

28 ADDISON THOMPSON

Date/Last Time	
AB	2x-Last: 3/1/25 vs. Hofstra..... 1
Runs	2x-Last: 3/1/25 vs. Seton Hall..... 1
Hits 0
2B 0
3B 0
HR 0
RBI 0
SB 0



BATTING CAREER HIGHS

30 BELLA CABRAL

Date/Last Time

AB5x-Last: 4/17/25 vs. Louisville.....	5
Runs3/05/24 at Longwood.....	3
Hits8x-Last: 4/22/25 at JMU.....	3
2B3x-Last: 4/15/25 vs. Radford.....	2
3B4/14/24 vs NC State.....	1
HR2x-Last: 2/23/25 vs. Delaware.....	2
RBIs4/22/25 at JMU.....	5
SB4x-Last: 4/22/25 at JMU.....	1

32 REECE HOLBROOK

Date/Last Time

AB3x-Last: 3/22/25 vs. California	4
Runs3x-Last: 3/2/25 vs. Hofstra	2
Hits5x-Last: 3/11/25 vs. JMU	2
2B10x-Last: 3/11/25 vs. JMU	1
3B2/24/25 vs. Longwood	1
HR4x-Last: 3/15/25 vs. Boston College - Gm 1	1
RBIs2x-Last: 3/2/25 vs. Hofstra	3
SB3/27/24 at James Madison.....	2

34 KELLY AYER

Date/Last Time

AB4x-Last: 4/26/25 at Stanford.....	5
Runs2x-Last: 4/26/25 at Stanford.....	3
Hits3x-Last: 4/26/25 at Stanford.....	3
2B2-Last: 3/1/25 vs. Seton Hall.....	2
3B6x-Last: 3/22/25 vs. California	1
HR2x-Last: 4/26/25 at Stanford.....	1
RBIs4/26/25 at Stanford	4
SB3/05/23 vs. Saint Francis	4



PITCHING CAREER LINES

3 - Courtney Layne - LHP - Jr.

Year	era	w-l	app	gs	cg	sho	sv	ip	h	r	er	bb	so	2b	3b	hr	bf	bavg	wp	hbp	bk	sfa	sha
2023	5.68	2-1	16	2	0	0/2	0	28.1	45	29	23	9	29	7	1	1	147	.338	2	3	0	1	1
2024	4.54	3-2	17	8	0	0/2	2	37.0	39	26	24	21	23	5	2	6	177	.269	6	9	0	2	0
2025	3.18	4-0	25	11	1	1/5	1	55.0	46	34	25	27	45	6	1	8	240	.222	5	1	0	1	4
TOTAL	4.19	9-3	58	21	1	1/9	3	120.1	130	89	72	57	97	18	4	15	564	.268	13	13	0	4	5

SEASON HIGHS

IP	5.0	vs. St. Francis (2/9)
H	7	vs. Louisville (4/18)
R	6	at #8 FSU (4/6)
ER	6	at #8 FSU (4/6)
BB	4	vs. #4 UCLA (2/16)
K	7	vs. St. Francis (2/9)

CAREER HIGHS

IP	6.0	at Pittsburgh (3/26)
H	7	vs. Louisville (4/18/25)
R	6	2x-MR: at #8 FSU (4/6/25)
ER	6	2x-MR: at #8 FSU (4/6)
BB	4	at #3 Tenn (5/18/24)
K	7	vs. St. Francis (2/9/25)

THE LAST TIME IN STARTS

Shutout.....	
Complete Game.....	vs. St. Francis (2/9/25)
Worked 5+ inn.....	vs. St. Francis (2/9/25)
5+ K's.....	vs. St. Francis (2/9/25)
No Walks.....	at #15 Stanford (4/27/25)
No-hitter.....	vs. Syracuse (4/12/25)*
Perfect Game.....	
*Combined No Hitter	

THE LAST TIME IN RELIEF

0 ER.....	at #15 Stanford (4/26/25)
Worked 3+ inn.....	at S. Carolina (2/7/25)
5+ K's.....	
No Walks.....	at #15 Stanford (4/26/25)
Earned Save.....	vs. Penn (2/23/25)

2025 Season

Date	Opponent	GS	IP	H	R	ER	BB	SO	DEC
2/7	at S. Carolina		3.1	3	3	3	2	3	-
2/8	vs. Toledo		2.1	2	0	0	0	3	W
2/9	vs. Saint Francis	*	5.0	2	0	0	0	7	W
2/13	vs. #23 Kentucky	*	2.0	1	1	1	1	2	-
2/14	vs. Auburn		3.0	2	2	2	4	3	-
2/16	vs. #4 UCLA	*	2.2	4	4	4	4	1	-
2/22	Delaware	*	2.0	2	1	1	1	1	-
2/23	Penn		2.0	0	0	0	0	4	S, 1
2/28	Cornell	*	2.0	1	0	0	1	2	-
3/1	Seton Hall	*	1.0	3	3	0	1	2	-
3/7	at #17 Va. Tech		2.0	0	0	0	1	1	-
3/8	at #17 Va. Tech		2.0	2	3	3	2	2	-
3/15	Boston College Gm2		1.2	3	5	1	3	2	-
4/1	Maryland		0.1	0	0	0	0	1	-
4/4	at #8 FSU	*	3.0	1	0	0	1	2	-
4/5	at #8 FSU		0.2	3	2	2	0	0	-
4/6	at #8 FSU		2.0	5	6	6	3	2	-
4/8	at Liberty	*	2.0	2	1	1	0	0	-
4/12	Syracuse-Gm 2	*	3.0	0	0	0	1	1	W
4/13	Syracuse		1.0	1	1	0	1	2	-
4/15	Radford		2.0	0	0	0	0	1	-
4/17	Louisville		2.0	1	0	0	1	1	-
4/18	Louisville	*	3.0	7	2	1	0	1	-
4/26	at #15 Stanford		2.0	1	0	0	0	1	W
4/27	at #15 Stanford	*	3.0	0	0	0	0	0	-

2024 Season

Date	Opponent	GS	IP	H	R	ER	BB	SO	DEC
2/10	vs. UNCG	*	4.1	4	1	1	2	5	W
2/16	at #11 Alabama	*	1.2	2	2	2	1	1	L
2/18	vs St. Thomas		3.0	5	3	3	0	3	-
2/24	Lehigh		0.2	2	1	1	2	1	-
3/12	at Maryland	*	3.0	2	0	0	1	2	-
3/15	vs. Syracuse		1.0	0	0	0	0	0	-
3/16	vs. Syracuse		3.0	0	0	0	1	2	-
3/19	vs. Rutgers	*	2.0	3	0	0	0	2	-
3/24	vs. #11 Clemson	*	2.0	1	0	0	1	2	-
3/27	at James Madison		4.0	4	2	2	2	4	W
3/29	at Villanova		1.1	0	0	0	1	0	-
4/06	at Notre Dame	*	0.0	3	2	2	0	0	-
4/13	vs NC State		1.1	1	2	2	2	0	-
4/20	at #3 Duke-1	*	4.0	4	3	1	1	0	W
4/23	at #15 Virginia Tech		2.2	3	2	2	1	0	-
5/9	vs. #23 Clemson	*	1.1	2	2	2	2	1	L
5/18	at #3 Tennessee		1.2	3	6	6	4	0	-

2023 Season

Date	Opponent	GS	IP	H	R	ER	BB	SO	DEC
2/09	at Houston		0.2	4	5	5	2	1	-
2/25	vs. St. John's (NY)		1.1	0	0	0	1	2	-
2/26	vs. Howard		1.0	0	0	0	0	0	-
2/28	vs. Radford - Gm. 2	*	4.0	6	2	2	0	6	W
3/04	vs. Fairfield		1.0	1	1	0	0	3	-
3/11	vs. Ga. Tech - Gm. 1		1.2	2	1	1	0	3	-
3/26	at Pittsburgh		6.0	3	3	2	1	4	W
4/06	vs. #13 Virginia Tech		1.1	2	0	0	0	2	-
4/07	vs. #13 Virginia Tech		0.2	3	3	3	0	1	-
4/08	vs. #13 Virginia Tech*		3.2	6	3	3	2	2	L
4/15	at #4 FSU - Gm. 1		1.0	4	2	1	1	1	-
4/15	at #4 FSU - Gm. 2		0.1	3	2	2	1	0	-
4/21	vs. Louisville		2.0	3	0	0	0	1	-
4/22	vs. Louisville		1.1	4	4	3	1	2	-
4/28	at Syracuse - Gm. 1		1.0	2	1	1	0	1	-
5/10	vs. Syracuse		1.1	2	2	0	0	0	-



PITCHING CAREER LINES

14 - Eden Bigham - RHP - Jr.

Year	era	w-l	app	gs	cg	sho	sv	ip	h	r	er	bb	so	2b	3b	hr	bf	bavg	wp	hbp	bk	sfa	sha
2023	2.52	13-6	29	20	8	6/3	2	111.0	74	43	40	59	115	10	0	10	473	.189	3	12	0	0	10
2024	2.44	16-8	32	19	9	6/2	3	149.1	91	56	52	69	182	13	3	6	622	.175	2	20	0	4	9
2025	2.08	16-8	36	13	6	4/3	6	131.0	85	57	39	74	117	16	0	7	585	.179	15	20	0	3	11
TOTAL	2.34	45-22	97	52	23	16/8	11	391.1	250	156	131	202	414	39	3	23	1680	.180	20	52	0	7	30

SEASON HIGHS

IP	8.1	at Notre Dame(3/30)
H	8	at Notre Dame (3/30)
R	7	vs. California (3/22)
ER	7	vs. California (3/22)
BB	7	at #17 Va. Tech (3/9)
K	10	vs. George Mason (3/18)

CAREER HIGHS

IP	9.0	at Duke (4/19/24)
H	8	at Notre Dame (3/30/25)
R	7	vs. California (3/22/25)
ER	7	vs. California (3/22/25)
BB	7	at #17 Va. Tech (3/9/25)
K	14	vs. Lehigh (2/23/24)

THE LAST TIME IN STARTS

Shutout.....	at JMU (4/22/25)
CG.....	vs. Liberty (4/30/25)
Worked 5+ inn.....	vs. Liberty (4/30/25)
5+ K's.....	vs. Louisville (4/19/25)
No Walks.....	vs. Hofstra (3/1/25)
No-hitter	vs. Hofstra (3/1/25)
Perfect Game	vs. Hofstra (3/1/25)

THE LAST TIME IN RELIEF

0 ER.....	at #15 Stanford (4/27/25)
Worked 3+ inn	at #15 Stanford (4/25/25)
5+ K's.....	vs. Louisville (4/18/25)
No Walks.....	at #15 Stanford (4/26/25)
Earned Save.....	vs. Syracuse (4/12/25)

2025 Season

Date	Opponent	GS	IP	H	R	ER	BB	SO	DEC
2/6	at S. Carolina	*	3.0	3	2	0	4	1	L
2/7	at S. Carolina		3.0	3	1	1	0	1	L
2/7	vs. ECU		2.0	2	2	2	3	2	S, 1
2/8	vs. Toledo		1.0	0	0	0	0	2	S, 2
2/13	vs. #23 Kentucky		2.0	0	0	0	0	2	S, 3
2/14	vs. Auburn	*	2.0	5	5	4	4	3	L
2/15	vs. San Diego State		4.0	6	3	1	2	1	-
2/22	Penn		4.0	3	0	0	0	5	W
2/22	Delaware		1.0	0	0	0	2	1	S, 4
2/23	Delaware	*	6.0	3	2	2	3	6	W
2/28	Seton hall		3.1	3	4	4	3	3	W
3/1	Hofstra^	*	5.0	0	0	0	0	9	W
3/7	at #17 Va. Tech	*	3.0	4	4	2	2	4	-
3/9	at #17 Va. Tech		4.0	2	0	0	7	3	W
3/14	Boston College	*	4.0	2	0	0	1	3	-
3/15	Boston College-Gm1		4.0	5	2	1	1	3	W
3/18	George Mason	*	7.0	1	0	0	1	10	W
3/21	California		3.0	2	3	2	2	3	S, 5
3/23	California	*	2.1	7	7	7	5	3	L
3/28	at Notre Dame		3.0	2	1	0	2	1	L
3/30	at Notre Dame		8.1	8	3	3	1	8	W
4/1	Maryland		4.0	0	0	0	2	6	W
4/4	at #8 FSU		4.0	1	0	0	1	6	W
4/5	at #8 FSU		3.0	4	6	3	3	3	L
4/8	at Liberty		4.1	4	3	2	3	1	L
4/12	Syracuse - Gm 1		1.2	0	0	0	1	0	S, 6
4/13	Syracuse	*	3.0	1	1	0	2	5	W
4/15	Radford	*	4.0	2	0	0	1	2	W
4/17	Louisville		1.1	2	2	2	0	0	-
4/18	Louisville		4.0	1	0	0	4	5	W
4/19	Louisville	*	7.0	2	0	0	4	6	W
4/22	at JMU	*	6.0	2	0	0	1	4	W
4/25	at #15 Stanford		3.1	1	2	1	3	1	L
4/26	at #15 Stanford		2.0	2	1	1	0	1	-
4/27	at #15 Stanford		2.1	0	0	0	2	0	-
4/30	Liberty	*	7.0	2	3	1	4	3	W

^Perfect Game

2024 Season

Date	Opponent	GS	IP	H	R	ER	BB	SO	DEC
2/09	vs. UNCG	*	5.0	3	5	5	1	11	W
2/11	at South Carolina	*	2.2	2	4	4	3	2	L
2/16	vs. Southern Indiana		4.2	2	1	0	1	11	W
2/17	at Alabama	*	6.0	4	3	3	4	7	L
2/18	vs. St. Thomas		0.1	0	0	0	0	1	-
2/23	Lehigh	*	5.0	1	0	0	0	14	W
2/25	Iowa State		6.0	1	0	0	2	9	W
3/01	vs. Boston College	*	7.0	1	1	1	2	8	L
3/03	vs. Boston College	*	7.0	4	0	0	1	6	W
3/08	at UNC	*	7.0	3	0	0	3	6	W
3/10	at UNC (Game 2)	*	3.2	2	3	3	6	4	L
3/12	at Maryland		0.2	0	0	0	1	2	-
3/15	vs. Syracuse	*	5.2	4	6	4	4	7	L
3/17	vs. Syracuse		3.0	1	0	0	1	6	-
3/19	vs. Rutgers		5.0	0	0	0	3	6	W
3/22	vs. Clemson		1.2	0	0	0	1	3	-
3/23	vs. Clemson	*	4.0	7	5	5	1	4	L
3/26	at Liberty		5.2	4	0	0	2	9	W
3/29	at Villanova	*	5.2	7	2	2	2	7	W

4/05	at Notre Dame		5.0	2	1	1	1	5	W
4/07	at Notre Dame		4.2	5	2	2	2	4	W
4/12	vs NC State	*	7.0	3	0	0	3	8	W
4/14	vs NC State	*	7.0	4	2	2	2	7	W
4/19	at Duke	*	9.0	6	0	0	6	9	-
4/20	at Duke-1		1.0	1	0	0	0	0	-
4/23	at Virginia Tech	*	1.2	5	4	4	1	2	L
5/9	vs. #23 Clemson		3.2	4	6	6	5	2	-
5/17	vs. #24 Miami (OH)	*	7.0	2	0	0	3	10	W
5/18	vs. #24 Miami (OH)	*	7.0	1	0	0	1	7	W
5/19	at. #3 Tennessee	*	2.0	4	5	5	2	2	L

2023 Season

Date	Opponent	GS	IP	H	R	ER	BB	SO	DEC
2/09	vs. Lamar University	*	7.0	0	0	0	3	9	W
2/10	at Sam Houston		2.0	2	0	0	1	3	S, 1
2/11	at Lamar University		2.0	0	0	0	3	4	S, 2
2/17	vs. #23 Maryland	*	7.0	3	2	2	4	7	L
2/19	vs. Minnesota	*	6.1	2	1	1	5	7	-
2/23	vs. Longwood		2.0	1	0	0	1	3	-
2/24	vs. UMES	*	6.0	3	2	2	3	7	W
2/26	vs. Howard	*	4.0	2	0	0	1	4	W
3/05	vs. George Mason	*	6.1	5	1	1	3	10	W
3/10	vs. Georgia Tech	*	4.2	4	4	4	2	7	L
3/11	vs. Ga. Tech - Gm. 2	*	7.0	3	0	0	2	4	W
3/18	at Clemson - Gm. 1	*	2.2	3	3	3	2	5	L
3/19	at Clemson		0.2	0	0	0	1	0	-
3/21	vs. Hofstra - Gm. 1	*	7.0	1	0	0	1	9	W
3/24	at Pittsburgh	*	5.0	4	0	0	2	2	W
3/25	at Pittsburgh		2.0	0	0	0	0	2	W
3/31	vs. North Carolina	*	7.0	3	0	0	3	4	W
4/02	vs. North Carolina	*	4.1	7	5	5	1	5	L
4/06	vs. #13 Virginia Tech	*	2.0	4	4	4	2	3	-
4/07	vs. #13 Virginia Tech		1.2	1	1	1	1	0	W
4/11	vs. Liberty	*	7.0	3	0	0	3	5	W
4/15	at #4 FSU - Gm. 1	*	5.1	7	3	3	4	3	W
4/18	vs. JMU	*	5.0	5	1	1	3	5	W
4/21	vs. Louisville		2.0	1	2	2	0	2	-
4/22	vs. Louisville	*	1.0	3	2	2	0	2	-
4/28	at Syracuse - Gm. 1	*	2.0	3	5	2	2	1	L
4/29	at Syracuse	*	1.0	1	4	4	3	1	L
5/02	at Longwood		0.2	1	0	0	0	1	-
5/10	vs. Syracuse		0.1	2	3	3	1	0	-



PITCHING CAREER LINES

20 - Ava Hodges - RHP - Fr.

Year	era	w-l	app	gs	cg	sho	sv	ip	h	r	er	bb	so	2b	3b	hr	bf	bavg	wp	hbp	bk	sfa	sha
2025	2.51	3-4	17	8	0	0/4	0	39.0	37	23	14	19	19	8	0	5	175	.245	3	2	0	2	1
TOTAL	2.51	3-4	17	8	0	0/4	0	39.0	37	23	14	19	19	8	0	5	175	.245	3	2	0	2	1

SEASON HIGHS

IP	5.0	vs. Penn (2/23)
H	5	vs. California (3/22)
R	7	at #8 FSU (4/6)
ER	3	2x-MR: vs. California (3/22)
BB	4	at #8 FSU (4/6)
K	4	vs. Penn (2/23)

CAREER HIGHS

IP	5.0	vs. Penn (2/23)
H	5	vs. California (3/22)
R	7	at #8 FSU (4/6)
ER	3	2x-MR: vs. California (3/22)
BB	4	at #8 FSU (4/6)
K	4	vs. Penn (2/23)

THE LAST TIME IN STARTS

0 ER.....	vs. Boston College-Gm1 (3/15/25)
Shutout.....	
Complete Game	
Worked 5+ inn	vs. Penn (2/23/25)
5+ K's.....	
No Walks.....	vs. Cal (3/22/25)
No-hitter	
Perfect Game	

THE LAST TIME IN RELIEF

0 ER.....	vs. Louisville (4/17/25)
Worked 3+ inn	vs. Seton Hall (3/1/25)
5+ K's.....	
No Walks.....	vs. Radford (4/15/25)
Earned Save.....	

2025 Season

Date	Opponent	GS	IP	H	R	ER	BB	SO	DEC
2/7	at S. Carolina	*	1.2	3	1	1	2	0	-
2/8	vs. Toledo	*	3.1	2	1	1	1	0	-
2/14	vs. Auburn		2.0	1	0	0	1	1	-
2/15	vs. San Deigo State	*	3.0	3	3	1	0	2	L
2/23	Penn	*	5.0	3	0	0	1	4	W
2/28	Cornell		2.0	1	0	0	2	2	W
3/1	Seton Hall		4.0	3	2	2	3	2	W
3/7	at #17 Va. Tech		0.2	1	3	3	2	1	L
3/8	at #17 Va. Tech		3.0	2	1	1	0	2	-
3/15	Boston College-Gm1	*	3.0	1	0	0	0	0	-
3/22	California	*	2.1	5	3	3	0	2	-
3/30	at Notre Dame	*	1.2	3	1	1	1	2	-
4/6	at #8 FSU	*	0.2	2	7	1	4	1	L
4/12	Syracuse - Gm 2		2.0	0	0	0	0	0	-
4/13	Syracuse		1.0	1	0	0	1	0	-
4/15	Radford		1.0	2	0	0	0	0	-
4/17	Louisville		2.2	4	1	0	1	0	L

PITCHING CAREER LINES

23 - Julia Cuzzo - RHP - So.

Year	era	w-l	app	gs	cg	sho	sv	ip	h	r	er	bb	so	2b	3b	hr	bf	bavg	wp	hbp	bk	sfa	sha
2024	4.13	2-1	11	4	0	0/0	1	20.1	23	15	12	12	13	4	0	4	97	.284	1	1	0	2	1
2025	2.98	5-1	17	13	0	0/4	0	47.0	38	20	20	28	37	2	0	3	209	.228	4	7	0	1	6
TOTAL	3.33	7-2	28	17	0	0/4	1	67.1	61	35	32	40	50	6	0	7	306	.246	5	8	0	3	7

SEASON HIGHS

IP	5.1	vs. Syracuse (4/12)
H	6	at Notre Dame (3/28)
R	3	4x-MR: at Stanford (4/26)
ER	3	4x-MR: at Stanford (4/26)
BB	4	3x-MR: at Stanford (4/26)
K	5	2x-MR: vs. Louisville (4/17)

CAREER HIGHS

IP	5.1	vs. Syracuse (4/12)
H	4	2x-MR: vs. California (3/22/25)
R	4	2x-MR: vs. Clemson (3/22/24)
ER	4	2x-MR: vs. Clemson (3/22/24)
BB	5	at South Carolina (2/10/24)
K	5	2x-MR: vs. Louisville (4/17/25)

THE LAST TIME IN STARTS

0 ER.....	vs. Syracuse (4/12/25)
Shutout.....	vs. Syracuse (4/12/25)
Complete Game	
Worked 5+ inn	vs. Syracuse (4/12/25)
5+ K's.....	vs. Louisville (4/17/25)
No Walks.....	vs. Clemson (3/22/24)
No-hitter	vs. Syracuse (4/12/25)*
Perfect Game	
*Combined No-Hitter	

THE LAST TIME IN RELIEF

0 ER.....	at #8 FSU (4/6/25)
Worked 3+ inn	vs. California (3/22/25)
5+ K's.....	
No Walks.....	vs. Boston College (3/02/24)
Earned Save.....	vs. Boston College (3/02/24)

2025 Season

Date	Opponent	GS	IP	H	R	ER	BB	SO	DEC
2/22	Penn	*	3.0	2	1	1	1	2	-
2/24	Longwood	*	4.0	3	0	0	1	4	W
2/28	Seton Hall	*	2.0	1	1	1	1	1	-
3/2	Hofstra	*	3.0	1	1	1	2	1	W
3/4	Longwood		2.0	1	0	0	2	4	W
3/8	at #17 Va. Tech	*	1.0	3	2	2	1	1	L
3/11	JMU	*	2.0	3	0	0	0	2	-
3/15	Boston College-Gm2	*	2.0	2	1	1	1	2	-
3/22	California		5.0	4	0	0	1	2	W
3/28	at Notre Dame	*	3.0	6	3	3	2	2	-
3/29	at Notre Dame		4.0	3	3	3	1	0	-
4/1	Maryland	*	1.0	1	1	1	2	2	-
4/5	at #8 FSU	*	2.1	2	1	1	1	1	-
4/6	at #8 FSU		1.1	1	0	0	0	0	-
4/12	Syracuse - Gm 1	*	5.1	0	0	0	4	5	W
4/17	Louisville	*	3.0	3	3	3	4	5	-
4/26	at #15 Stanford	*	3.0	2	3	3	4	3	-

2024 Season

Date	Opponent	GS	IP	H	R	ER	BB	SO	DEC
2/09	vs. UNCG		2.0	1	0	0	1	3	-
2/09	vs. Jacksonville St.		1.0	1	0	0	2	1	-
2/10	vs. UNCG		2.0	1	1	0	1	2	-
2/10	at South Carolina		2.2	4	4	4	5	3	L
2/16	at Alabama		2.2	3	1	1	1	0	-
2/17	vs. Southern Indiana *		0.1	0	0	0	0	0	-
2/27	at Radford	*	2.0	1	1	0	0	1	-
3/02	Boston College		1.1	2	0	0	0	2	W
3/10	at UNC (Game 2)		1.1	3	3	3	2	0	-
3/16	Syracuse	*	4.0	2	1	0	0	1	W
3/22	Clemson	*	1.0	5	4	4	0	0	-



PITCHING CAREER LINES

26 - Savannah Henley - LHP - Gr.

Year	era	w-l	app	gs	cg	sho	sv	ip	h	r	er	bb	so	2b	3b	hr	bf	bavg	wp	hbp	bk	sfa	sha
2021*	3.18	5-7	22	11	4	1/0	0	72.2	73	47	33	37	56	15	2	4	338	.259	8	8	0	1	10
2022	5.14	6-7	19	8	0	0/0	0	49.0	61	43	36	28	38	15	5	5	235	.305	5	3	0	2	2
2023	3.55	1-2	19	3	1	0/3	2	43.1	53	23	22	12	40	8	1	6	192	.298	2	1	0	0	1
2024	1.65	3-0	10	6	1	0/1	1	34.0	23	11	8	12	37	4	0	1	136	.189	2	1	0	0	1
2025	3.40	8-3	24	7	1	0/4	1	70.0	73	39	34	38	71	13	1	1	328	.266	8	6	0	3	7
TOTAL	3.57	18-12	72	24	3	0/8	4	196.1	210	116	100	90	186	40	7	13	891	.271	17	11	0	5	11

SEASON HIGHS

IP	8.0	vs. #5 Texas A&M (2/15)
H	7	vs. California (3/23)
R	5	2x-MR: vs. California (3/23)
ER	5	vs. California (3/23)
BB	4	vs. #4 UCLA (2/16)
K	9	2x-MR: vs. Longwood (3/4)

CAREER HIGHS

IP	8.0	vs. #5 Texas A&M (2/15)
H	7	4x-MR at SU - Gm. 2 (4/28/23)
R	6	at Iowa (2/28/21)
ER	5	5x, MR vs. California (3/22/25)
BB	5	2x-Mr: at USC (2/11/22)
K	13	at Minnesota (4/3/21)

THE LAST TIME IN STARTS

0 ER.....	vs. Longwood (3/4/25)
Shutout.....	at Minnesota (4/3/21)
Complete Game.....	vs. #5 TAMU (2/15/25)
Worked 5+ inn	vs. Longwood (3/4/25)
5+ K's.....	vs. Longwood (3/4/25)
No Walks.....	at UNC-Game 1 (3/10/24)
No-hitter	
Perfect Game	

THE LAST TIME IN RELIEF

0 ER.....	vs. California (3/22/25)
Worked 3+ inn	vs. California (3/23/25)
5+ K's.....	vs. JMU (3/11/25)
No Walks.....	at #15 Stanford (4/27/25)
Earned Save.....	vs. Longwood (3/4/25)

2025 Season

Date	Opponent	GS	IP	H	R	ER	BB	SO	DEC
2/6	at S. Carolina		3.1	5	5	4	3	4	-
2/7	vs. ECU	*	5.0	3	0	0	1	5	W
2/8	vs. Toledo		0.1	1	0	0	0	1	-
2/13	vs. #23 Kentucky		3.0	1	0	0	1	2	W
2/15	vs. #5 Texas A&M	*	8.0	6	4	3	1	9	L
2/16	vs. #4 UCLA		4.1	6	2	2	4	4	W
2/22	DELAWARE		4.0	5	1	1	2	3	W
2/24	LONGWOOD		1.0	0	0	0	1	3	-
2/28	CORNELL		2.0	1	0	0	0	1	-
2/28	SETON HALL		1.2	3	1	1	1	0	-
3/2	HOFSTRA		2.0	0	0	0	1	2	-
3/4	LONGWOOD	*	5.0	2	0	0	2	9	S, 1
3/7	at #17 Va. Tech		0.1	4	1	1	0	1	-
3/9	at #17 Va. Tech	*	3.0	5	2	2	2	2	-
3/11	JMU		5.0	3	0	0	2	5	W
3/14	Boston College		3.0	4	1	1	2	1	W
3/15	Boston College-Gm2		3.1	1	2	1	2	3	W
3/21	California	*	4.0	5	3	3	2	4	W
3/22	California		0.2	1	2	0	0	1	-
3/23	California		3.2	7	5	5	2	2	-
3/29	at Notre Dame	*	2.0	5	4	4	3	2	L
4/1	Maryland		1.2	1	2	2	4	3	-
4/25	at #15 Stanford	*	3.0	2	2	2	2	3	-
4/27	at #15 Stanford		0.2	2	2	2	0	0	L

2024 Season

Date	Opponent	GS	IP	H	R	ER	BB	SO	DEC
2/09	vs. Jacksonville St.	*	6.0	5	3	2	1	4	W
2/11	at South Carolina		3.1	4	3	3	3	4	-
2/16	vs Southern Indiana	*	2.1	3	1	1	3	4	-
2/17	vs. Southern Indiana		3.0	3	1	1	0	4	-
2/24	Lehigh	*	4.0	1	0	0	1	3	W
2/25	Iowa State	*	3.0	1	0	0	2	3	-
2/27	at Radford		2.0	1	1	1	1	4	-
3/02	vs. Boston College		2.1	2	1	0	0	5	-
3/05	at Longwood	*	7.0	2	1	0	1	5	W
3/10	at UNC (Game 1)	*	1.0	1	0	0	0	1	-

2023 Season

Date	Opponent	GS	IP	H	R	ER	BB	SO	DEC
2/09	at Houston		1.0	1	0	0	3	1	-
2/10	at Sam Houston		0.1	0	0	0	0	0	-
2/18	vs. #23 Maryland		1.0	2	2	2	0	2	-
2/28	vs. Radford - Gm. 1		2.0	0	0	0	0	3	-
3/07	at Liberty		1.0	0	0	0	0	3	-
3/10	vs. Georgia Tech		1.0	3	0	0	0	0	-
3/18	at Clemson - Gm. 1		3.1	1	1	1	2	6	-
3/21	vs. Hofstra - Gm. 2		1.1	0	0	0	0	2	-
3/26	at Pittsburgh	*	1.0	3	2	2	1	1	-
4/06	vs. #13 Virginia Tech		2.2	4	1	1	1	2	-
4/08	vs. #13 Virginia Tech		2.1	4	1	1	1	1	-
4/14	at #4 Florida State		4.2	6	5	5	2	2	L
4/15	at #4 FSU - Gm. 1		1.1	2	0	0	0	1	-

2022 Season

Date	Opponent	GS	IP	H	R	ER	BB	SO	DEC
2/10	at Charlotte	*	1.0	4	5	5	3	1	L
2/11	at South Carolina	*	4.2	6	2	2	5	6	L
2/13	vs. North Carolina	*	5.0	5	3	3	0	3	L
2/18	vs. Sacred Heart	*	2.1	5	5	3	1	2	L
2/19	at Charleston So.		2.1	0	0	0	1	1	-
2/25	vs. Bucknell		3.2	2	0	0	1	1	W
2/26	vs. Towson		2.0	2	2	2	1	2	W
2/27	at UNCG		1.0	2	1	1	0	1	-
3/4	vs. South Alabama		1.2	2	0	0	0	2	-W
3/4	at #18 Tennessee		2.2	7	5	5	1	2	L
3/8	Maryland	*	3.0	2	2	1	2	1	W
3/11	#24 Notre Dame		1.1	1	2	0	3	0	W
3/19	at NC State	*	3.1	2	2	1	5	5	-
3/22	Liberty		3.0	3	1	1	0	2	-
3/26	at Boston College		3.2	4	2	2	2	1	-
3/29	Longwood	*	2.0	3	2	2	0	1	L
4/2	#2 Florida State	*	1.1	4	5	5	2	1	L
4/9	#13 Duke - Gm 1		2.2	3	3	1	2	3	-
5/24	vs. Central Ark.		2.1	3	1	1	1	1	-

2021 Season

Date	Opponent	GS	IP	H	R	ER	BB	SO	DEC
2/26	vs. Michigan	*	7.0	5	4	0	5	1	L
2/27	vs. Penn State		0.2	3	2	2	1	1	-
2/28	vs. Rutgers	*	0.2	1	1	0	3	1	-
3/11	vs. Maryland		1.1	1	0	0	0	2	-
3/12	vs. Maryland	*	3.0	3	3	3	0	1	L
3/13	vs. Nebraska		1.1	5	3	3	0	1	-
3/27	Iowa		5.1	3	2	1	2	5	-
3/28	Iowa	*	3.2	7	6	1	2	2	L
4/3	at Minnesota	*	7.0	1	0	0	4	13	W
4/4	at Minnesota		1.0	1	0	0	0	2	-
4/9	Indiana	*	2.1	1	0	0	2	4	-
4/10	Indiana	*	7.0	6	4	4	1	3	L
4/17	at Illinois	*	6.0	5	4	3	2	4	L
4/23	at Michigan State		2.2	4	2	2	0	3	-
4/23	at Michigan State		2.2	5	2	2	1	0	W
4/24	at Michigan State		6.0	3	2	0	2	7	W
4/25	at Michigan State		4.0	5	1	1	1	5	L
4/30	Ohio State	*	1.2	1	4	4	4	0	L
5/1	Ohio State		1.2	1	0	0	2	0	-
5/2	Ohio State	*	4.1	7	2	2	1	2	W
5/7	Northwestern	*	1.2	3	3	3	2	0	-
5/14	at Wisconsin		1.2	4	2	2	0	0	-



VIRGINIA IN THE POSTSEASON

ACC Tournament

1992	Tallahassee, Fla.
#3 Virginia vs. #2 North Carolina	L, 0-2
#3 Virginia vs. #4 Georgia Tech	W, 10-3
#3 Virginia vs. #2 North Carolina	W, 3-1
#3 Virginia vs. #1 Florida State	L, 1-11
1993	Tallahassee, Fla.
#3 Virginia vs. #2 North Carolina	W, 1-0
#3 Virginia vs. #1 Florida State	W, 1-0
#3 Virginia vs. #1 Florida State	L, 0-2
#3 Virginia vs. #1 Florida State	L, 2-4 ^T
1994	Tallahassee, Fla.
#2 Virginia vs. #3 North Carolina	W, 2-1 (12)
#2 Virginia vs. #1 Florida State	W, 2-0
#2 Virginia vs. #1 Florida State	L, 0-1
#2 Virginia vs. #1 Florida State	W, 3-0 ^T
1995	Tallahassee, Fla.
#3 Virginia vs. #2 Georgia Tech	L, 1-3
#3 Virginia vs. #5 Maryland	W, 8-0
#3 Virginia vs. #4 North Carolina	W, 5-4
#3 Virginia vs. #2 Georgia Tech	L, 7-4
1996	Raleigh, N.C.
#4 Virginia vs. #5 Maryland	L, 0-1
#4 Virginia vs. #3 Georgia Tech	W, 3-2
#4 Virginia vs. #1 North Carolina	L, 0-8
1997	Marietta, Ga.
#2 Virginia vs. #3 Maryland	L, 3-4
#2 Virginia vs. #4 Georgia Tech	L, 2-7
1998	Tallahassee, Fla.
#4 Virginia vs. #5 Georgia Tech	W, 3-1
#4 Virginia vs. #1 North Carolina	W, 2-1
#4 Virginia vs. #2 Florida State	L, 0-10
#4 Virginia vs. #1 North Carolina	W, 6-0
#4 Virginia vs. #2 Florida State	L, 1-2 ^T
1999	Tallahassee, Fla.
#4 Virginia vs. #5 Georgia Tech	W, 4-0
#4 Virginia vs. #1 Maryland	W, 1-0
#4 Virginia vs. #2 Florida State	L, 1-0
#4 Virginia vs. #1 Maryland	W, 3-1
#4 Virginia vs. #2 Florida State	L, 0-3 ^T
2000	Tallahassee, Fla.
#4 Virginia vs. #5 Georgia Tech	W, 7-6
#4 Virginia vs. #1 North Carolina	W, 3-1
#4 Virginia vs. #3 Florida State	W, 4-2
#4 Virginia vs. #3 Florida State	L, 1-3
#4 Virginia vs. #3 Florida State	L, 0-2 ^T
2001	Raleigh, N.C.
#3 Virginia vs. #2 North Carolina	L, 3-7
#3 Virginia vs. #4 Georgia Tech	W, 3-2
#3 Virginia vs. #5 Maryland	L, 1-3
2002	Tallahassee, Fla.
#5 Virginia vs. #4 North Carolina	L, 0-6
#5 Virginia vs. #3 Maryland	W, 4-1
#5 Virginia vs. #4 North Carolina	L, 1-2

2003	Tallahassee, Fla.
#4 Virginia vs. #5 Maryland	W, 4-0
#4 Virginia vs. #1 Florida State	L, 1-10
#4 Virginia vs. #5 Maryland	W, 6-3
#4 Virginia vs. #3 Georgia Tech	W, 4-3
#4 Virginia vs. #1 Florida State	L, 2-10 ^T
2004	Tallahassee, Fla.
#3 Virginia vs. #6 Maryland	L, 3-5
#3 Virginia vs. #4 Georgia Tech	L, 1-4
2005	College Park, Md.
#3 Virginia vs. #6 Maryland	W, 5-4
#3 Virginia vs. #7 Virginia Tech	W, 2-1
#3 Virginia vs. #1 Georgia Tech	L, 0-3
#3 Virginia vs. #7 Virginia Tech	L, 1-2
2006	Chapel Hill, N.C.
#6 Virginia vs. #3 Virginia Tech	W, 3-0
#6 Virginia vs. #2 North Carolina	L, 0-1
#6 Virginia vs. #4 Georgia Tech	L, 2-11 (5)
2007	Tallahassee, Fla.
#8 Virginia vs. #1 Virginia Tech	L, 1-4
#8 Virginia vs. #5 North Carolina	L, 0-8 (5)
2008	College Park, Md.
#8 Virginia vs. #1 North Carolina	L, 0-6
#8 Virginia vs. #4 Georgia Tech	L, 3-5
2009	Raleigh, N.C.
#8 Virginia vs. #1 Georgia Tech	L, 0-7
2010	Blacksburg, Va.
#2 Virginia vs. #7 Virginia Tech	L, 0-1 (8)
2011	Atlanta, Ga.
#8 Virginia vs. #1 Georgia Tech	W, 6-0
#8 Virginia vs. #4 Florida State	L, 5-12
2012	Chapel Hill, N.C.
#6 Virginia vs. #3 Georgia Tech	L, 4-6
2013	Tallahassee, Fla.
#7 Virginia vs. #2 NC State	L, 0-7
2017	Chapel Hill, N.C.
#8 Virginia vs. #1 Florida State	L, 0-16 (5)
2019	Tallahassee, Fla.
#10 Virginia vs. #7 Georgia Tech	L, 0-8 (5)
2022	Pittsburgh, Pa.
#6 Virginia vs. #3 Florida State	L, 3-5
2023	Notre Dame, Ind.
#8 Virginia vs. #9 Syracuse	L, 2-8
2024	Durham, N.C.
#4 Virginia vs. #5 Clemson	L, 1-8

^T ACC Championship Game

ACC Tournament was double-elimination from 1992-2008; moved to single-elimination in 2009

NCAA Tournament

2010	Knoxville, Tenn.
Virginia vs. Louisville	W, 1-0
Virginia at Tennessee	L, 2-11
Virginia vs. Louisville	L, 4-7
2024	Knoxville, Tenn.
Virginia vs. #24 Miami (OH)	W, 7-0
Virginia vs. #3 Tennessee	L, 0-12 (5)
Virginia vs. #24 Miami (OH)	W, 6-0
Virginia at #3 Tennessee	L, 0-6

NISC Tournament

2022	Fort Collins, Colo.
Virginia vs. Bowling Green	W, 10-2 (5 Inn.)
Virginia vs. Central Arkansas	L, 3-5
Virginia vs. Kansas	L, 2-4

Postseason Record vs. Opponents

Boston College	0-0
Bowling Green [^]	1-0
Central Arkansas [^]	0-1
Clemson	0-1
Florida State	4-15
Georgia Tech	8-10
Kansas [^]	0-1
Louisville ^{**}	1-1
Maryland	7-4
Miami (OH) ^{**}	2-0
North Carolina	7-8
N.C. State	0-1
Notre Dame	0-0
Pittsburgh	0-0
Syracuse	0-1
Tennessee ^{**}	0-3
Virginia Tech	2-3

ACC Tournament Record	28-43 (.394)
NCAA Tournament Record	3-4 (.429)
Virginia Postseason Record	32-49 (.519)

^{**}NCAA Tournament Games[^] National Invitational Softball Champs Game

ACC Tournament Record By Seed

No. 1	0-0
No. 2 (1994,1997, 2010)	3-4
No. 3 (1992, 1993, 1995, 2001, 2004, 2005)	9-12
No. 4 (1996, '98, '99, 2000, '03, '24)	13-11
No. 5 (2002)	1-2
No. 6 (2006, 2012, 2022)	1-4
No. 7 (2013)	0-1
No. 8 (2007, 2008, 2009, 2011, 2017, 2023)	1-8
No. 9	0-0
No. 10 (2019)	0-1

^{*}Virginia is the only No. 8 seed to defeat the No. 1 seed in the ACC Tournament (2011)



ALL-TIME TEAM RECORDS

BATTING AVERAGE	HOME RUNS	HIT BY PITCH	WINS	FIELDING PERCENTAGE
1. 1980 .322	1. 2025 63	1. 2012 54	1. 2001 52	1. 2022 .976
2. 2004 .295	2. 2015 55	2. 2010 41	2. 2002 45	2. 2023 .971
3. 2001 .292	2017 53	2007 41	3. 1989 42	3. 2024 .969
4. 1989 .287	2019 53	4. 2006 37	4. 1998 38	4. 2005 .964
5. 1992 .286	5. 2018 52	5. 2024 32	2004 38	5. 2013 .961
6. 1996 .283	6. 2023 49	6. 2022 31	6. 2003 37	2011 .961
7. 1985 .281	7. 2016 48	7. 2023 30	1988 37	2002 .961
8. 2003 .280	8. 2022 43	2003 30	8. 2025 36	8. 2006 .960
2002 .280	9. 2009 40	9. 2008 29	9. 2024 34	2004 .960
1993 .280	10. 2024 36	10. 2009 28	1999 34	10. 1997 .959
RUNS	RUNS BATTED IN	ON BASE PERCENTAGE	STRIKEOUTS	PUTOUTS
1. 2001 326	1. 2025 289	1. 2001 .374	1. 2001 441	1. 2001 1,406
2. 2025 315	2001 272	2. 2004 .372	2. 2002 407	2. 2002 1,376
3. 2004 284	3. 2004 254	3. 2003 .360	3. 2000 400	3. 1998 1,349
1981 284	4. 2002 239	4. 2002 .358	4. 1994 391	4. 2000 1,330
5. 2003 282	5. 2003 236	5. 2023 .357	5. 1998 390	5. 2004 1,276
6. 2002 278	6. 2015 226	2012 .357	6. 2010 354	6. 2005 1,274
7. 1985 247	7. 2022 214	7. 2015 .350	7. 2012 350	7. 1999 1,189
8. 2015 245	8. 2018 210	8. 2009 .345	8. 2005 346	8. 2003 1,234
9. 2022 241	9. 2017 207	9. 2022 .340	9. 2023 330	9. 1988 1,198
10. 2023 238	10. 2023 204	1996 .340	1993 330	10. 1986 1,156
HITS	TOTAL BASES	STOLEN BASES	COMPLETE GAMES	ASSISTS
1. 2001 513	1. 2025 747	1. 1980 133	1. 1998 49	1. 1986 732
2. 2002 491	2. 2004 720	2. 2011 104	2. 1989 47	2. 1998 636
3. 2004 480	3. 2001 719	3. 2023 98	3. 2001 46	3. 2004 635
4. 2000 474	4. 2002 708	2012 98	4. 1988 46	4. 1988 617
5. 2003 440	5. 2017 669	5. 2001 96	5. 2002 43	5. 2001 615
6. 2005 438	6. 2015 643	6. 1999 91	1994 43	6. 2005 601
7. 1998 435	7. 2005 632	7. 2009 85	1999 43	7. 1990 586
8. 2025 429	2000 632	8. 2010 84	8. 2010 41	8. 1989 572
9. 1985 417	9. 2003 628	9. 2006 83	9. 1993 40	9. 1999 564
10. 2017 406	10. 2018 623	2004 83	1986 40	10. 2003 555
		1981 83	SHUTOUTS	CHANCES
DOUBLES	SLUGGING PERCENTAGE	EXTRA BASE HITS	1. 1989 26	1. 2001 2,115
1. 2003 88	1. 2017 .457	1. 2025 170	2. 1993 17	2. 1998 2,088
2002 88	2. 2019 .450	2. 2017 146	1988 17	3. 1986 2,015
3. 2000 87	3. 2015 .443	3. 2004 143	4. 2001 16	4. 2004 1,991
4. 2025 85	4. 2004 .442	4. 2002 136	2004 16	5. 2000 1,987
5. 2017 82	5. 2023 .440	2015 136	1990 16	2002 1,987
6. 2004 80	6. 2018 .437	6. 2018 133	7. 2002 15	7. 2005 1,946
7 2019 75	7. 2016 .425	2019 133	1998 15	8. 1999 1,889
8. 2022 72	8. 2009 .418	7. 2001 130	1991 15	9. 1988 1,882
2018 72	9. 2001 .409	8. 2003 124	10. 2025 14	10. 2003 1,871
10. 2005 70	10. 2022 .403	10. 2023 123	1992 14	
	2002 .403	EARNED RUN AVERAGE	SAVES	
TRIPLES	WALKS	1. 1989 0.64	1. 2022 11	
1. 1985 33	1. 2001 219	2. 1991 0.94	2. 2006 10	
2. 2004 29	2. 1981 212	3. 1987 1.10	3. 2024 9	
3. 1995 25	3. 2002 203	4. 1993 1.16	4. 2025 8	
4. 2005 23	4. 2004 182	5. 1990 1.23	5. 2023 7	
5. 2025 22	2015 182	6. 1988 1.23	6. 2004 5	
1988 22	6. 2023 173	7. 1992 1.29	7. 2001 4	
7. 1994 21	7. 2003 171	8. 1984 1.38	2003 4	
1993 21	8. 2025 170	9. 1986 1.48	2008 4	
9. 1998 20	2022 162	10. 1998 1.51		
10. 2001 18	10. 2012 159			
1984 18				



INDIVIDUAL SINGLE SEASON RECORDS HITTING

GAMES PLAYED		DOUBLES		SLUGGING PERCENTAGE		ON BASE PERCENTAGE	
1. Meg Young (2001)	69	1. Sara Larquier (2005)	19	1. Lacy Smith (2019)	.784	1. Kristen Dennis (2002)	.547
2. Jill Bumler (2001)	68	Jenn Wynn (2004)	19	2. Kristen Dennis (2002)	.766	2. Kristen Dennis (2001)	.516
Heather Field (2001)	68	Jamie Hahn (1996)	19	3. Sarah Tacke (2009)	.758	3. Heather Field (2004)	.510
Ruby Rojas (2001)	68	4. Sara Larquier (2004)	18	4. Hayley Busby (2019)	.706	4. Kelly Haller (2007)	.497
5. Kristen Dennis (2002)	67	Kristen Dennis (2002)	18	5. Nicole Koren (2009)	.704	5. Martha Greer (1981)	.487
Heather Field (2002)	67	6. Hayley Busby (2019)	17	6. Kelly Haller (2007)	.685	6. Sarah Tacke (2009)	.480
7. Stacy Holmes (1998)	66	Meg Young (2001)	17	7. Jade Hylton (2024)	.682	7. Ruby Rojas (2001)	.478
Lori Reese (1998)	66	8. Heather Field (2003)	16	8. Kristen Dennis (2001)	.681	8. Eileen Schmidt (1994)	.468
Meaghan Young (1998)	66	Ruby Rojas (2003)	16	9. Sarah Tacke (2010)	.667	9. Lacy Smith (2019)	.464
Corinne Good (1998)	66	Meg Young (2000)	16	10. Eileen Schmidt (1993)	.659	Sarah Tacke (2010)	.464
GAMES STARTED (SINCE 1993)		Kristen Dennis (1999)	16	WALKS		STOLEN BASES	
1. Meg Young (2001)	69	Allison Davis (2015)	16	1. Heather Field (2004)	64	1. Giannina Cipolloni (2011)	32
2. Jill Bumler (2001)	68	TRIPLES		2. Kristen Dennis (2002)	54	2. Giannina Cipolloni (2012)	31
Heather Field (2001)	68	1. Meg Young (1998)	9	3. Kristen Dennis (2001)	47	3. Elea Crockett (2005)	24
Ruby Rojas (2001)	68	2. Jamie Hahn (1995)	8	4. Martha Greer (1981)	39	Kelly McCabe (2000)	24
5. Kristen Dennis (2002)	67	3. Sara Larquier (2005)	7	5. Jenn Wynn (2005)	36	5. Meaghan Young (2001)	23
Heather Field (2002)	67	Jessica Taylor (2004)	7	6. Heather Field (2003)	35	Lori Reese (1999)	23
7. Stacy Holmes (1998)	66	Meg Young (2000)	7	7. Allison Davis (2015)	34	7. Kelly Ayer (2023)	22
Lori Reese (1998)	66	Eileen Schmidt (1993)	7	8. Heather Field (2002)	33	Jade Hylton (2023)	22
Meaghan Young (1998)	66	Missy Mikolajczak (1990)	7	9. Jade Hylton (2025)	32	9. Natalie Annis (1994)	21
10. Meaghan Young (2000)	65	Marybeth Daucher (1985)	7	Missy Mikolajczak (1988)	32	Mayrose Sullivan (1980)	21
Corinne Good (1998)	65	Marybeth Daucher (1983)	7	Kelly Haller (2008)	32	HITTING STREAKS (SINCE 2000)	
AT BATS		Marybeth Daucher (1982)	7	SACRIFICE HITS (SINCE 1992)		1. Macee Eaton (2025)	18
1. Meg Young (2001)	231	HOME RUNS		1. Amy Peay (2000)	30	2. Lacy Smith (2019)	16
2. Meg Young (2000)	227	1. Jade Hylton (2025)	17	2. Paloma Vanderzanden (1996)	23	3. Kristen Dennis (2001)	14
3. Kelly McCabe (2002)	218	2. Lacy Smith (2019)	15	3. Jim Bumler (2001)	19	Hayley Busby (2019)	14
4. Meg Young (1998)	214	3. Jade Hylton (2024)	14	4. Jessica Taylor (2004)	18	5. Jade Hylton (2025)	13
5. Stacy Holmes (1998)	211	4. Kristen Dennis (2002)	13	Karen Breshears (2000)	18	Katie Park (2017)	13
6. Sara Larquier (2005)	210	5. Tori Gilbert (2022)	12	6. Lauren McCaskey (2010)	17	Elea Crockett (2004)	13
7. Meg Young (1999)	209	Katie Goldberg (2022)	12	7. Heather Field (2001)	15	Heather Field (2002)	13
8. Jessica Taylor (2005)	204	Nicole Koren (2010)	12	Tanya Spishak (1994)	15	9. Kelly Ayer (2023)	12
9. Sara Larquier (2004)	197	Nicole Koren (2009)	12	Cheryl Willson (1992)	15	Marcy Bowdren (2013)	12
Ruby Rojas (2001)	197	Sara Larquier (2003)	12	10. Corrine Good (1999)	14	Sara Larquier (2004)	12
BATTING AVERAGE		10. Macee Eaton (2025)	11	Paloma Vanderzanden (1995)	14	Jenn Wynn (2004)	12
1. Jamie Hahn (1996)	.424	Hayley Busby (2019)	11	*Since 1992		Ruby Rojas (2001)	12
2. Kristen Dennis (2002)	.417	Allison Davis (2018)	11	SACRIFICE FLIES (SINCE 1992)		Lori Reese (1999)	12
3. Lacy Smith (2019)	.414	Sarah Tacke (2009)	11	1. Tish Tablan (1998)	7	EXTRA BASE HITS	
4. Mary Henry (1981)	.412	Kelly Haller (2007)	11	2. Bella Cabral (2025)	6	1. Sara Larquier (2005)	34
5. Kelly Haller (2007)	.409	Ruby Rojas (2002)	11	3. Kelly Ritch (1994)	5	2. Kristen Dennis (2002)	33
6. Ruby Rojas (2001)	.401	Kristen Dennis (2001)	11	Kaitlin Fitzgerald (2015)	5	3. Jade Hylton (2025)	31
7. Karen Turner (1985)	.395	RUNS BATTED IN		5. Giannina Cipolloni (2010)	4	Sara Larquier (2004)	31
8. Hayley Busby (2019)	.388	1. Kristen Dennis (2002)	58	Jenn Wynn (2004)	4	Lacy Smith (2019)	30
9. Eileen Schmidt (1993)	.384	2. Macee Eaton (2025)	57	Kristen Dennis (2002)	4	Hayley Busby (2019)	30
10. Katie Park (2017)	.382	Sara Larquier (2005)	54	Hannah Owings (2002)	4	Allison Davis (2015)	29
RUNS		4. Sara Larquier (2003)	51	Megan Harris (2015)	4	8. Sara Larquier (2003)	28
1. Jade Hylton (2025)	60	5. Sara Larquier (2004)	49	10. 17 Players Tied	3	9. Meg Young (2001)	27
Heather Field (2004)	60	Kristen Dennis (2001)	49	HIT BY PITCH		10. Meg Young (2000)	26
3. Meg Young (2001)	57	7. Kelly Haller (2007)	47	1. Kristen Hawkins (2012)	13	MULTIPLE HIT GAMES (SINCE 1999)	
4. Elea Crockett (2005)	54	Kathy Stevenson (1985)	47	Shelby Barbee (2024)	13	1. Meg Young (2001)	27
5. Ruby Rojas (2001)	50	9. Jade Hylton (2025)	46	3. Sarah Coon (2022)	12	2. Ruby Rojas (2001)	24
6. Allison Davis (2015)	47	10. Lacy Smith (2019)	43	Sarah Tacke (2010)	12	3. Katie Park (2017)	22
7. Ruby Rojas (2003)	45	Sarah Tacke (2010)	43	Sarah Tacke (2008)	11	4. Sara Larquier (2005)	21
Kelly McCabe (2002)	45	TOTAL BASES		Eileen Schmidt (1994)	11	Sara Larquier (2004)	21
9. Kelly Ayer (2025)	44	1. Kristen Dennis (2002)	134	7. Ruby Rojas (2003)	9	Lori Reese (1999)	21
Heather Field (2003)	44	2. Jade Hylton (2024)	131	Kim Furphy (1989)	9	7. Hayley Busby (2019)	20
HITS		3. Sara Larquier (2005)	130	Brooke Sorber (2007)	8	Allison Davis (2018)	20
1. Meg Young (2001)	88	4. Meg Young (2001)	129	Sarah Tacke (2007)	8	Elea Crockett (2005)	20
2. Ruby Rojas (2001)	79	5. Lacy Smith (2019)	127	Sara Larquier (2006)	8	Kristen Dennis (2002)	20
3. Sara Larquier (2005)	73	6. Sara Larquier (2004)	123	Taylor Sarcone (2014)	8	MULTIPLE RBI GAMES (SINCE 1999)	
Kristen Dennis (2002)	73	7. Hayley Busby (2019)	120	Allison Davis (2015)	8	1. Sara Larquier (2003)	17
5. Sara Larquier (2004)	72	8. Ruby Rojas (2001)	119	Alexa Martinez (2011)	8	2. Macee Eaton (2024-Present)	16
6. Heather Field (2002)	71	9. Sara Larquier (2003)	118	Kristen Hawkins (2013)	8	3. Sara Larquier (2005)	14
7. Elea Crockett (2005)	70	10. Allison Davis (2018)	113	HITTING STREAKS (SINCE 2000)		Ruby Rojas (2002)	14
8. Katie Park (2017)	68	Kristen Dennis (2001)	113	1. Jade Hylton (2025)	13	Lacy Smith (2019)	13
9. Lacy Smith (2019)	67	GAMES PLAYED		2. Macee Eaton (2024-Present)	16	Heather Field (2001)	13
Meg Young (1999)	67	1. Sara Larquier (2005)	19	3. Sara Larquier (2005)	14	8. Sarah Tacke (2010)	12
GAMES STARTED (SINCE 1993)		Jenn Wynn (2004)	19	4. Ruby Rojas (2002)	14	Kelly Haller (2007)	12
1. Meg Young (2001)	69	Jamie Hahn (1996)	19	5. Jade Hylton (2025)	13	Sara Larquier (2004)	12
2. Jill Bumler (2001)	68	4. Sara Larquier (2004)	18	Lacy Smith (2019)	13	Kristen Dennis (2002)	12
Heather Field (2001)	68	Kristen Dennis (2002)	18	Heather Field (2001)	13	Bold indicates active player	
Ruby Rojas (2001)	68	6. Hayley Busby (2019)	17	Sarah Tacke (2010)	12		
5. Kristen Dennis (2002)	67	Meg Young (2001)	17	Kelly Haller (2007)	12		
Heather Field (2002)	67	8. Heather Field (2003)	16	Sara Larquier (2004)	12		
7. Stacy Holmes (1998)	66	Ruby Rojas (2003)	16	Kristen Dennis (2002)	12		
Lori Reese (1998)	66	Meg Young (2000)	16	Bold indicates active player			
Meaghan Young (1998)	66	Kristen Dennis (1999)	16				
Corinne Good (1998)	66	Allison Davis (2015)	16				
GAMES STARTED (SINCE 1993)		TRIPLES		SACRIFICE HITS (SINCE 1992)		STOLEN BASES	
1. Meg Young (2001)	69	1. Meg Young (1998)	9	1. Amy Peay (2000)	30	1. Giannina Cipolloni (2011)	32
2. Jill Bumler (2001)	68	2. Jamie Hahn (1995)	8	2. Paloma Vanderzanden (1996)	23	2. Giannina Cipolloni (2012)	31
Heather Field (2001)	68	3. Sara Larquier (2005)	7	3. Jim Bumler (2001)	19	3. Elea Crockett (2005)	24
Ruby Rojas (2001)	68	Jessica Taylor (2004)	7	4. Martha Greer (1981)	39	Kelly McCabe (2000)	24
5. Kristen Dennis (2002)	67	Meg Young (2000)	7	5. Jenn Wynn (2005)	36	5. Meaghan Young (2001)	23
Heather Field (2002)	67	Eileen Schmidt (1993)	7	6. Heather Field (2003)	35	Lori Reese (1999)	23
7. Stacy Holmes (1998)	66	Missy Mikolajczak (1990)	7	7. Allison Davis (2015)	34	7. Kelly Ayer (2023)	22
Lori Reese (1998)	66	Marybeth Daucher (1985)	7	8. Heather Field (2002)	33	Jade Hylton (2023)	22
Meaghan Young (1998)	66	Marybeth Daucher (1983)	7	9. Jade Hylton (2025)	32	9. Natalie Annis (1994)	21
10. Meaghan Young (2000)	65	Marybeth Daucher (1982)	7	Missy Mikolajczak (1988)	32	Mayrose Sullivan (1980)	21
Corinne Good (1998)	65	HOME RUNS		Kelly Haller (2008)	32	HITTING STREAKS (SINCE 2000)	
AT BATS		1. Jade Hylton (2025)	17	SACRIFICE HITS (SINCE 1992)		1. Macee Eaton (2025)	18
1. Meg Young (2001)	231	2. Lacy Smith (2019)	15	1. Amy Peay (2000)	30	2. Lacy Smith (2019)	16
2. Meg Young (2000)	227	3. Jade Hylton (2024)	14	2. Paloma Vanderzanden (1996)	23	3. Kristen Dennis (2001)	14
3. Kelly McCabe (2002)	218	4. Kristen Dennis (2002)	13	3. Jim Bumler (2001)	19	Hayley Busby (2019)	14
4. Meg Young (1998)	214	5. Tori Gilbert (2022)	12	4. Jessica Taylor (2004)	18	5. Jade Hylton (2025)	13
5. Stacy Holmes (1998)	211	Katie Goldberg (2022)	12	Karen Breshears (2000)	18	Katie Park (2017)	13
6. Sara Larquier (2005)	210	Nicole Koren (2010)	12	6. Lauren McCaskey (2010)	17	Elea Crockett (2004)	13
7. Meg Young (1999)	209	Nicole Koren (2009)	12	7. Heather Field (2001)	15	Heather Field (2002)	13
8. Jessica Taylor (2005)	204	Sara Larquier (2003)	12	Tanya Spishak (1994)	15	9. Kelly Ayer (2023)	12
9. Sara Larquier (2004)	197	10. Macee Eaton (2025)	11	Cheryl Willson (1992)	15	Marcy Bowdren (2013)	12
Ruby Rojas (2001)	197	Hayley Busby (2019)	11	10. Corrine Good (1999)	14	Sara Larquier (2004)	12
BATTING AVERAGE		Allison Davis (2018)	11	Paloma Vanderzanden (1995)	14	Jenn Wynn (2004)	12
1. Jamie Hahn (1996)	.424	Sarah Tacke (2009)	11	*Since 1992		Ruby Rojas (2001)	12
2. Kristen Dennis (2002)	.417	Kelly Haller (2007)	11	SACRIFICE FLIES (SINCE 1992)		Lori Reese (1999)	12
3. Lacy Smith (2019)	.414	Ruby Rojas (2002)	11	1. Tish Tablan (1998)	7	EXTRA BASE HITS	
4. Mary Henry (1981)	.412	Kristen Dennis (2001)	11	2. Bella Cabral (2025)	6	1. Sara Larquier (2005)	34
5. Kelly Haller (2007)	.409	RUNS BATTED IN		3. Kelly Ritch (1994)	5	2. Kristen Dennis (2002)	33
6. Ruby Rojas (2001)	.401	1. Kristen Dennis (2002)	58	Kaitlin Fitzgerald (2015)	5	3. Jade Hylton (2025)	31
7. Karen Turner (1985)	.395	2. Macee Eaton (2025)	57	5. Giannina Cipolloni (2010)	4	Sara Larquier (2004)	31
8. Hayley Busby (2019)	.388	Sara Larquier (2005)	54	Jenn Wynn (2004)	4	Lacy Smith (2019)	30
9. Eileen Schmidt (1993)	.384	4. Sara Larquier (2003)	51	Kristen Dennis (2002)	4	Hayley Busby (2019)	30
10. Katie Park (2017)	.382	5. Sara Larquier (2004)	49	Hannah Owings (2002)	4	Allison Davis (2015)	29
RUNS		Kristen Dennis (2001)	49	Megan Harris (2015)	4	8. Sara Larquier (2003)	28
1. Jade Hylton (2025)	60	7. Kelly Haller (2007)	47	10. 17 Players Tied	3	9. Meg Young (2001)	27
Heather Field (2004)	60	Kathy Stevenson (1985)	47				



INDIVIDUAL SINGLE SEASON RECORDS PITCHING & FIELDING

EARNED RUN AVERAGE

1. Kristyn Abel (1989)	0.54
2. Lisa Palmer (1989)	0.70
3. Michelle Collins (1991)	0.82
4. Kristyn Abel (1991)	0.89
5. Michelle Collins (1993)	0.95
6. Kristen Dennis (2002)	0.97
7. Kristyn Abel (1990)	0.97
8. Lisa Palmer (1987)	0.98
9. Lisa Palmer (1988)	1.06
10. Lisa Palmer (1986)	1.07

WINS

1. Melanie Mitchell (2010)	27
Lisa Palmer (1988)	27
3. Michelle Collins (1994)	25
Lisa Palmer (1989)	25
5. Kristen Dennis (2002)	24
6. Michelle Collins (1993)	23
7. Kristyn Abel (1992)	22
8. Stacey Zagol (1998)	19
Melanie Mitchell (2012)	19
10. Kristen Dennis (2001)	18

STRIKEOUTS

1. Michelle Collins (1994)	335
2. Melanie Mitchell (2010)	295
3. Kristen Dennis (2002)	293
4. Michelle Collins (1993)	284
5. Melanie Mitchell (2012)	278
6. Melanie Mitchell (2013)	270
7. Melanie Mitchell (2011)	258
8. Stacey Zagol (1998)	201
9. Kristen Dennis (2001)	200
Michelle Collins (1995)	200

PITCHING APPEARANCES

1. Aimee Chapdelaine (2014)	49
2. Melanie Mitchell (2010)	47
3. Erika Osherow (2018)	45
4. Erika Osherow (2017)	44
5. Erika Osherow (2016)	42
Karla Wilburn (2007)	42
7. Melanie Mitchell (2011)	41
Kristen Dennis (2002)	41
Stacy Zagol (1998)	41
Michelle Collins (1994)	41
Coty Tolar (2007)	41
Eileen Schmidt (1994)	41

PITCHING GAMES STARTED

1. Aimee Chapdelaine (2014)	46
2. Melanie Mitchell (2010)	44
3. Melanie Mitchell (2011)	37
4. Lisa Palmer (1989)	36
5. Michelle Collins (1994)	35
6. Lisa Palmer (1988)	34
7. Melanie Mitchell (2013)	32
8. Stacey Zagol (1998)	31
Erika Osherow (2017)	31
Melanie Mitchell (2012)	31

INNINGS PITCHED

1. Melanie Mitchell (2010)	286.2
2. Michelle Collins (1994)	271.1
3. Lisa Palmer (1988)	270.0
4. Lisa Palmer (1989)	250.0
5. Stacey Zagol (1998)	239.1
6. Melanie Mitchell (2011)	225.2
7. Kristen Dennis (2002)	217.0
Melanie Mitchell (2013)	217.0
9. Erika Osherow (2016)	214.2
10. Michelle Collins (1993)	212.2
Melanie Mitchell (2012)	212.2

COMPLETE GAMES

1. Melanie Mitchell (2010)	34
2. Lisa Palmer (1988)	33
Michelle Collins (1994)	33
4. Lisa Palmer (1989)	31
5. Stacey Zagol (1998)	29
Michelle Collins (1993)	29
7. Melanie Mitchell (2012)	28
Melanie Mitchell (2011)	28
9. Melanie Mitchell (2013)	27
10. Kristyn Abel (1992)	24

SHUTOUTS

1. Lisa Palmer (1989)	14
2. Michelle Collins (1993)	13
3. Kristyn Abel (1989)	12
Kristyn Abel (1992)	12
Lisa Palmer (1988)	12
6. Michelle Collins (1994)	11
7. Kristen Dennis (2002)	9
8. Melanie Mitchell (2011)	8
Melanie Mitchell (2010)	8
Stacey Zagol (1998)	8

SAVES

1. Eden Bigham (2025)	6
Madison Harris (2022)	6
3. Coty Tolar (2006)	5
Eden Bigham (2024)	4
Erin Horn (2006)	4
6. Mikayla Houge (2021)	3
Allyson Frei (2019)	3
Whitney Holstun (2008)	3
Joanna Barstad (2004)	3
Christina Grimm (2003)	3

PUTOUTS

1. Amy Peay (1998)	492
2. Hannah Owings (2004)	432
3. Danni Ingraham (2017)	377
4. Kim Brower (1986)	375
5. Danni Ingraham (2018)	374
6. Brit Gore (2001)	363
7. Lauren McCaskey (2010)	355
8. Margaret Lluy (1985)	354
9. Hannah Owings (2002)	353
10. Kelly Ritch (1995)	344
Lauren McCaskey (2008)	344

ASSISTS

1. Lisa Palmer (1989)	221
2. Lisa Palmer (1986)	204
3. Sara Larquier (2005)	163
4. Heather Field (2004)	153
5. Jill Bumler (2001)	150
6. Lori Reese (1998)	146
7. Sara Larquier (2004)	145
8. Hayley Busby (2018)	144
8. Karen Breshears (1998)	143
9. Stacy Holmes (1998)	141
10. Heather Field (2001)	137

TOTAL FIELDING CHANCES

1. Amy Peay (1998)	517
2. Hannah Owings (2004)	477
3. Kim Brower (1986)	412
4. Britton Gore (2001)	399
5. Danni Ingraham (2018)	396
Danni Ingraham (2017)	396
6. Hannah Owings (2002)	388
7. Eileen Schmidt (1994)	387
8. Lisa Palmer (1989)	384
9. Kelly Ritch (1995)	382
Margaret Lluy (1985)	382

FIELDING PERCENTAGE (Min 150 Chances)

1. Allison Pittman (2011)	1.000
2. Leah Boggs (2023)	.997
3. Michelle Salmiery (2006)	.996
4. Lauren McCaskey (2010)	.995
5. Megan Harris (2014)	.994
6. Margaret Lluy (1983)	.993
7. Danni Ingraham (2016)	.993
8. Danni Ingraham (2017)	.992
9. Hannah Owings (2004)	.992
10. Leah Boggs (2022)	.991
Beth Crimi (1998)	.991

DOUBLE PLAYS (Since 2000)

1. Megan Harris (2014)	24
2. Hannah Owings (2004)	21
3. Danni Ingraham (2018)	20
4. Danni Ingraham (2017)	17
5. Hayley Busby (2018)	15
6. Hannah Owings (2003)	14
7. Arizona Ritchie (2021)	13
Ashlee Davis (2018)	13
Sara Larquier (2004)	13
Heather Field (2004)	13

OUTFIELD ASSISTS (Since 2000)

1. Iyana Hughes (2017)	10
2. Allison Davis (2018)	7
Jessica Taylor (2005)	7
4. Kate Covington (2018)	6
Jackie Greer (2004)	6
6. Valerie Sevilla (2002)	5
Giannina Cipolloni (2011)	5
8. Allison Davis (2016)	4
Iyana Hughes (2015)	4
Lindsey Preuss (2008)	4
Jessica Taylor (2006)	4
Lauren Dennis (2005)	4
Johanna Kaiser (2003)	4
Katie Weinberg (2003)	4

Statistical Notes

-Games played data for the 1988 season is unavailable

-Individual fielding statistics are unavailable for 1980-81, 87-88 seasons

-Stolen base attempt data unavailable from 1980-85, 1989 & 1991

-Pitching statistics including complete games, shutouts and runs unavailable 1980-81, 1984-85

-ERA unavailable for 1980-81 seasons



INDIVIDUAL CAREER RECORDS HITTING

GAMES PLAYED

1. Heather Field (2001-04)	262
2. Meg Young (1998-01)	261
3. Ruby Rojas (2000-03)	256
4. Kristen Dennis (1999-02)	251
5. Sara Larquier (2003-06)	244
6. Hannah Owings (2001-04)	240
7. Jessica Taylor (2003-06)	234
8. Katie Weinberg (2000-03)	223
Corinne Good (1997-00)	223
10. Elea Crockett (2004-07)	222

DOUBLES

1. Kristen Dennis (1999-02)	58
2. Sara Larquier (2003-06)	55
3. Meg Young (1998-01)	51
4. Ruby Rojas (2000-03)	50
5. Heather Field (2001-04)	48
6. Jenn Wynn (2002-05)	45
7. Allison Davis (2015-18)	44
8. Lori Reese (1996-99)	40
9. Beth Crimi (1995-98)	39
10. Jamie Hahn (1993-96)	38

WALKS

1. Heather Field (2001-04)	153
2. Kristen Dennis (1999-02)	144
3. Hannah Owings (2001-04)	85
4. Allison Davis (2015-18)	79
Ruby Rojas (2000-03)	79
6. Sarah Tacke (2007-10)	78
7. Jade Hylton (2023-Present)	77
Giannina Cipolloni (2009-12)	77
9. Sarah Coon (2022-Present)	70
Iyana Hughes (2014-17)	70

HIT BY PITCH

1. Sarah Tacke (2007-10)	37
2. Sarah Coon (2021-Present)	26
Allison Davis (2015-18)	26
4. Kristen Hawkins (2010-12)	25
5. Ruby Rojas (2000-03)	24
6. Eileen Schmidt (1991-94)	23
7. Brooke Sorber (2004-07)	21
8. Shelby Barbee (2022-24)	17
9. Jessica Taylor (2003-06)	16
Alexa Martinez (2010-12)	16

GAMES STARTED (SINCE 1993)

1. Heather Field (2001-04)	262
2. Meg Young (1998-01)	261
3. Ruby Rojas (2000-03)	250
Kristen Dennis (1999-02)	250
5. Sara Larquier (2003-06)	243
6. Hannah Owings (2001-04)	238
7. Jessica Taylor (2003-06)	232
8. Corinne Good (1997-00)	219
9. Elea Crockett (2004-07)	216
10. Alex Skinkis (2010-13)	210
Giannina Cipolloni (2009-12)	210

TRIPLES

1. Meg Young (1998-01)	24
2. Marybeth Daucher (1982-85)	23
3. Elea Crockett (2004-07)	16
Missy Mikolajczak (1988-91)	16
Carol O'Neal (1984-87)	16
Jessica Taylor (2003-06)	16
Giannina Cipolloni (2009-12)	16
8. Sara Larquier (2003-06)	15
Heather Field (2001-04)	15
Eileen Schmidt (1991-94)	15

EXTRA BASE HITS

1. Sara Larquier (2003-06)	105
2. Kristen Dennis (1999-02)	94
3. Heather Field (2001-04)	87
4. Jade Hylton (2023-Present)	83
Meg Young (1998-01)	83
6. Ruby Rojas (2000-03)	81
7. Sarah Tacke (2007-10)	73
8. Giannina Cipolloni (2009-12)	67
9. Tori Gilbert (2019-23)	63
10. Katie Park (2014-17)	60
Allison Davis (2015-)	60

ON-BASE PERCENTAGE (MIN 200 AB)

1. Kelly Haller (2007-08)	.473
2. Kristen Dennis (1999-02)	.470
3. Heather Field (2001-04)	.460
4. Sarah Tacke (2006-10)	.432
5. Eileen Schmidt (1991-94)	.416
6. Ruby Rojas (2000-03)	.412
7. Allison Davis (2015-18)	.411
8. Gigi Grover (1980-83)	.406
9. Karen Sock (1991-92)	.399
10. Erica Cipolloni (2011-13)	.395

AT-BATS

1. Meg Young (1998-01)	881
2. Sara Larquier (2003-06)	751
3. Heather Field (2001-04)	742
4. Ruby Rojas (2000-03)	726
5. Kristen Dennis (1999-02)	703
6. Jessica Taylor (2003-06)	684
7. Elea Crockett (2004-07)	667
8. Hannah Owings (2001-04)	658
9. Allison Davis (2015-18)	657
10. Danni Ingraham (2015-18)	652

HOME RUNS

1. Jade Hylton (2023-Present)	41
2. Sara Larquier (2003-06)	35
3. Tori Gilbert (2019-2023)	34
4. Danni Ingraham (2015-18)	33
5. Sarah Tacke (2007-10)	30
6. Lacy Smith (2016-19)	29
Allison Davis (2015-18)	29
Kristen Dennis (1999-02)	29
9. Sarah Coon (2022-Present)	25
Ruby Rojas (2000-03)	25

MULTIPLE HIT GAMES (SINCE 1999)

1. Meg Young (1998-01)	86
2. Kristen Dennis (1999-02)	70
3. Sara Larquier (2003-06)	68
4. Heather Field (2001-04)	63
5. Allison Davis (2015-18)	60
Ruby Rojas (2000-03)	59
7. Elea Crockett (2004-07)	51
8. Jessica Taylor (2003-06)	48
9. Lori Reese (1996-99)	47
10. Jade Hylton (2023-Present)	45

STOLEN BASES

1. Giannina Cipolloni (2009-12)	89
2. Heather Field (2001-04)	65
3. Alison Pittman (2008-11)	60
4. Taylor Williams (2010-13)	54
5. Elea Crockett (2004-07)	52
Jessica Taylor (2003-06)	52
Kelly McCabe (1998-02)	52
8. Jade Hylton (2023-Present)	49
9. Kelly Ayer (2022-Present)	48
Meg Young (1998-01)	48

BATTING AVERAGE (MIN 200 AB)

1. Kristen Dennis (1999-02)	255-703	.363
2. Kelly Haller (2007-08)	101-281	.359
3. Heather Field (2001-04)	254-742	.342
4. Ruby Rojas (2000-03)	241-726	.332
5. Sara Larquier (2003-06)	249-751	.332
6. Allison Davis (2015-18)	217-657	.330
7. Karen Sock (1991-92)	70-211	.327
8. Meg Young (1998-01)	285-881	.323
9. Paloma Vanderzanden (1994-96)	117-363	.322
10. Marybeth Daucher (1982-85)	137-427	.321

RUNS BATTED IN

1. Sara Larquier (2003-06)	181
2. Kristen Dennis (1999-02)	158
3. Ruby Rojas (2000-03)	141
4. Heather Field (2001-04)	140
5. Sarah Tacke (2007-10)	125
6. Jade Hylton (2023-Present)	113
Allison Davis (2015-18)	111
8. Danni Ingraham (2015-18)	107
9. Hannah Owings (2001-04)	106
10. Sarah Coon (2022-Present)	101
Eileen Schmidt (1991-94)	102

MULTIPLE RBI GAMES (SINCE 1999)

1. Sara Larquier (2003-06)	40
2. Ruby Rojas (2000-03)	39
3. Heather Field (2001-04)	37
4. Allison Davis (2015-18)	29
Hannah Owings (2001-04)	29
6. Jade Hylton (2023-Present)	29
Danni Ingraham (2015-18)	28
8. Tori Gilbert (2019-23)	23
Katie Park (2014-17)	23
Jenn Wynn (2002-05)	21

STOLEN BASE PCT. (MIN 30 ATT)

1. Iyana Hughes (2014-17)	39-43	.907
2. Giannina Cipolloni (2009-12)	89-100	.890
3. Tori Gilbert (2019-23)	28-32	.875
4. Elysa Calderone (1993-96)	35-41	.854
5. Meghan O'Leary (2005-08)	27-32	.844
6. Bailey Winscott (2019-22)	25-30	.833
Allison Pittman (2008-11)	60-72	.833
8. Lori Reese (1996-99)	34-41	.829
9. Kelly McCabe (1998-02)	52-66	.788
10. Sara Larquier (2003-06)	35-45	.778

*Since 1992

RUNS

1. Heather Field (2001-04)	178
2. Meg Young (1998-01)	149
3. Ruby Rojas (2000-03)	147
4. Allison Davis (2015-18)	146
5. Elea Crockett (2004-07)	136
6. Elysa Calderone (1993-96)	135
7. Jade Hylton (2023-Present)	130
8. Sara Larquier (2003-06)	126
9. Jessica Taylor (2003-06)	119
10. Kristen Dennis (1999-02)	114

TOTAL BASES

1. Sara Larquier (2003-06)	439
2. Kristen Dennis (1999-02)	414
3. Meg Young (1998-01)	408
4. Heather Field (2001-04)	404
5. Ruby Rojas (2000-03)	378
6. Allison Davis (2015-18)	370
7. Jade Hylton (2023-Present)	348
8. Danni Ingraham (2015-18)	313
9. Sarah Tacke (2006-10)	301
10. Katie Park (2014-17)	277
Marcy Bowdren (2011-14)	277

SACRIFICE HITS (Since 1992)

1. Amy Peay (1997-00)	54
2. Jessica Taylor (2003-06)	43
3. Paloma Vanderzanden (1994-96)	42
4. Heather Field (2001-04)	39
Corrine Good (1997-00)	39
6. Karen Breshears (1998-00)	34
Lauren McCaskey (2008-11)	34
8. Joanna Kaiser (2000-03)	33
9. Elea Crockett (2004-07)	31
10. Natalie Annis (1991-94)	30

SACRIFICE FLIES (Since 1992)

1. Bella Cabral (2024-Present)	11
Giannina Cipolloni (2009-12)	11
2. Tori Gilbert (2019-23)	8
Kaitlin Fitzgerald (2015-17)	8
Megan Harris (2012-15)	8
Sara Larquier (2003-06)	8
6. Hannah Owings (2001-04)	7
Kristen Dennis (1999-02)	7
8. Katie Park (2014-17)	6
Elysa Calderone (1993-96)	6
Eileen Schmidt (1991-94)	6

HITS

1. Meg Young (1998-01)	285
2. Kristen Dennis (1999-02)	255
3. Heather Field (2001-04)	254
4. Sara Larquier (2003-06)	249
5. Ruby Rojas (2000-03)	241
6. Allison Davis (2015-18)	217
7. Elea Crockett (2004-07)	204
8. Jessica Taylor (2003-06)	199
9. Hannah Owings (2001-04)	192
10. Elysa Calderone (1993-96)	186

SLUGGING PERCENTAGE (MIN 200 AB)

1. Hayley Busby (2018-19)	.592
2. Kristen Dennis (1999-02)	.589
3. Sarah Tacke (2006-10)	.586
4. Sara Larquier (2003-06)	.585
5. Allison Davis (2015-18)	.563
6. Marybeth Daucher (1982-85)	.553
7. Kelly Haller (2007-08)	.552
8. Heather Field (2001-04)	.544
9. Lacy Smith (2016-19)	.543
10. Tori Gilbert (2019-23)	.521
Ruby Rojas (2000-03)	.521



INDIVIDUAL CAREER RECORDS PITCHING & FIELDING

EARNED RUN AVERAGE (MIN 200 IP)

1. Kristyn Abel (1989-92)	650.1 IP	0.93
2. Lisa Palmer (1986-89)	861.2 IP	0.94
3. Michelle Collins (1991, 93-95)	761.2 IP	1.04
4. Kristen Dennis (1999-02)	612.0 IP	1.36
5. Kerry Lewis (1990-93)	376.0 IP	1.47
6. Marybeth Daucher (1982-85)	504.2 IP	1.79
7. Stacey Zagol (1997-00)	621.2 IP	1.91
8. Christina Quinn (1997-00)	488.2 IP	1.95
9. Terri Troiano (1982-85)	428.1 IP	2.17
10. Erin Horn (2003-06)	645.2 IP	2.35

WINS

1. Melanie Mitchell (2010-13)	79
2. Lisa Palmer (1986-89)	74
3. Michelle Collins (1991, 93-95)	72
4. Kristyn Abel (1989-92)	70
5. Erin Horn (2003-06)	61
6. Kristen Dennis (1999-02)	57
7. Stacey Zagol (1997-00)	48
8. Eden Bigham	45
Chrissy Quinn (1997-00)	41
10. Karla Wilburn (2006-09)	39

STRIKEOUTS

1. Melanie Mitchell (2010-13)	1,101
2. Michelle Collins (1991, 93-95)	932
3. Kristen Dennis (1999-02)	702
4. Erin Horn (2003-06)	676
5. Lisa Palmer (1986-89)	628
6. Chrissy Quinn (1997-00)	484
7. Stacey Zagol (1997-00)	449
8. Eden Bigham (2023-Present)	414
9. Kristyn Abel (1989-92)	328
10. Erika Osherow (2016-19)	327

PITCHING APPEARANCES

1. Melanie Mitchell (2010-13)	161
2. Erika Osherow (2016-19)	148
3. Erin Horn (2003-06)	145
4. Karla Wilburn (2006-09)	137
5. Lisa Palmer (1986-89)	135
6. Coty Tolar (2004-07)	128
7. Stacy Zagol (1997-00)	121
8. Michelle Collins (1991, 93-95)	118
9. Kristen Dennis (1999-02)	111
10. Eden Bigham (2023-Present)	97
Kristyn Abel (1989-92)	97

PITCHING GAMES STARTED

1. Melanie Mitchell (2010-13)	144
2. Lisa Palmer (1986-89)	112
3. Michelle Collins (1991, 93-95)	103
4. Erika Osherow (2016-19)	93
5. Erin Horn (2003-06)	89
Karla Wilburn (2005-09)	89
7. Stacey Zagol (1997-00)	83
8. Kristyn Abel (1989-92)	82
9. Coty Tolar (2004-07)	79
Kristen Dennis (1999-02)	79

INNINGS PITCHED

1. Melanie Mitchell (2010-13)	942.0
2. Lisa Palmer (1986-89)	861.2
3. Michelle Collins (1991, 93-95)	761.2
4. Kristyn Abel (1989-92)	650.1
5. Erin Horn (2003-06)	645.2
6. Stacey Zagol (1997-00)	621.2
7. Kristen Dennis (1999-02)	612.0
8. Erika Osherow (2016-19)	598.0
9. Karla Wilburn (2005-09)	526.2
10. Coty Tolar (2004-07)	519.2

COMPLETE GAMES

1. Melanie Mitchell (2010-13)	117
2. Lisa Palmer (1986-89)	102
3. Michelle Collins (1991, 93-95)	93
4. Kristyn Abel (1989-92)	68
5. Stacey Zagol (1997-00)	65
6. Kristen Dennis (1999-02)	56
7. Erin Horn (2003-06)	54
8. Chrissy Quinn (1997-00)	50
9. Erika Osherow (2016-19)	40
10. Kerry Lewis (1990-93)	39

SHUTOUTS

1. Michelle Collins (1991, 93-95)	35
2. Lisa Palmer (1986-89)	33
3. Kristyn Abel (1989-92)	30
4. Melanie Mitchell (2010-13)	23
5. Kristen Dennis (1999-02)	18
Stacey Zagol (1997-00)	18
7. Eden Bigham (2023-Present)	16
8. Erin Horn (2003-06)	11
Chrissy Quinn (1997-00)	11
10. Joanna Barstad (2001-04)	9

SAVES

1. Eden Bigham (2023-Present)	11
2. Madison Harris (2021-2024)	10
3. Erin Horn (2003-06)	9
4. Coty Tolar (2004-07)	6
5. Joanna Barstad (2001-04)	5
Melanie Mitchell (2010-13)	5
7. Stacey Zagol (1997-00)	4
8. Lacy Smith (2016-19)	3
Erika Osherow (2016-19)	3
Allyson Frei (2019)	3
Lisa Palmer (1986-89)	3
Karla Wilburn (2005-09)	3
Christina Grimm (2003)	3
Kristen Dennis (1999-2002)	3
Kerry Lewis (1990-1993)	3
Lisa Palmer (1986-89)	3
Whitney Holstun ('06-'08)	3

PUTOUTS

1. Hannah Owings ('01-'04)	1,419
2. Margaret Lluy ('82-'85)	1,179
3. Danni Ingraham (2015-18)	1,030
4. Brit Gore ('00-'03)	920
5. Amy Peay ('97-'00)	877
6. Kristen Hawkins (2010-13)	866
7. Lauren McCaskey (2008-11)	798
8. Kristen Dennis ('99-'02)	796
9. Eileen Schmidt ('91-'94)	771
10. Jenn Wynn ('02-'05)	649

ASSISTS

1. Heather Field (2001-04)	526
2. Sara Larquier (2003-06)	485
3. Lori Reese (1996-99)	450
4. Lisa Palmer (1986-89)	425
5. Karen Breshears (1998-00)	400
6. Abby Snyder (2007-10)	388
7. Elea Crockett (2004-07)	381
8. Marybeth Daucher (1982-85)	371
9. Ruby Rojas (2000-03)	368
10. Katie Goldberg (2020-23)	325

TOTAL FIELDING CHANCES

1. Hannah Owings (2001-04)	1,560
2. Margaret Lluy (1982-85)	1,275
3. Amy Peay (1997-00)	1,177
4. Danni Ingraham (2015-18)	1,086
5. Heather Field (2001-04)	1,075
6. Brit Gore (2000-03)	1,010
7. Sara Larquier (2003-06)	1,002
8. Kristen Hawkins (2010-13)	993
9. Eileen Schmidt (1991-94)	984
10. Lauren McCaskey (2008-11)	942

FIELDING PERCENTAGE (Min 200 Chances)

1. Danni Ingraham (2015-18)	.992
2. Michelle Salmiery (2004-07)	.988
3. Margaret Lluy (1982-85)	.987
4. Allison Pittman (2008-11)	.985
5. Kristen Hawkins (2010-13)	.983
6. Jenn Wynn (2002-05)	.983
7. Hannah Owings (2001-04)	.983
8. Britton Gore (2000-03)	.982
9. Kelley Haller (2007-09)	.982
10. Michelle Daly (1992-93)	.981

DOUBLE PLAYS (Since 2000)

1. Danni Ingraham (2015-18)	46
2. Hannah Owings (2001-04)	45
3. Sara Larquier (2003-06)	37
4. Heather Field (2001-04)	33
5. Megan Harris (2012-15)	29
6. Arizona Ritchie (2019-22)	28
Lauren McCaskey (2008-11)	28
8. Madison Labshere (2014-17)	26
9. Katie Goldberg (2020-23)	25
Ashlee Davis (2017-19)	25

OUTFIELD ASSISTS (Since 2000)

1. Iyana Hughes (2014-17)	16
2. Jessica Taylor (2003-06)	15
3. Allison Davis (2015-18)	11
4. Taylor Williams (2010-13)	10
5. Giannina Cipolloni (2009-12)	8
Jackie Greer (2003-06)	8
Hedi Velk (2012-15)	8
8. Lauren Dennis (2002-05)	7
Sarah Tacke (2006-10)	7
Lindsey Preuss (2005-08)	7
Johanna Kaiser (2000-03)	7
Katie Weinberg (2000-03)	7

Statistical Notes

- Games played data for the 1988 season is unavailable
- Individual fielding statistics are unavailable for 1980-81, 87-88 seasons
- Stolen base attempt data unavailable from 1980-85, 1989 & 1991
- Pitching statistics including complete games, shutouts and runs unavailable 1980-81, 1984-85
- ERA unavailable for 1980-81 seasons



THE LAST TIME

A UVA BATTER(S) HAD

Pinch Hit Home Run
Pinch Hit Grand Slam
Leadoff Home Run - In A Game
Leadoff Home Run - In Any Inning
Back-to-Back Home Runs
Back-to-Back-to-Back Home Runs

Inside the Park HR
Two Home Run Game
Three Home Run Game
Grand Slam
Walk-Off Home Run
Walk-Off Hit (non-run rule)
Pinch Hit Walk-Off
Walk-Off Sac Fly
Walk-Off BB
Walk-Off WP
Walk-off Error
Four-Hit Game
Three-Double Game
Two-Triple Game
Four-Run Game
Five-Run Game
Five-RBI Game
Six-RBI Game
Seven-RBI Game
Hit for the Cycle
Stole Three Bases
Home Run in 3-Straight Games
Home Run in 5-Straight Games
Hit by a pitch twice in one inning

A UVA PITCHER HAD

A Complete Game
At Home
On Road
Neutral Site
By a Freshman
Consecutive Complete Games

A Shutout
At Home
On Road
Neutral Site
By a Freshman
Consecutive Shutouts

10 Innings Pitched
19-Strikeout Game
17-Strikeout Game
16-Strikeout Game
15-Strikeout Game
14-Strikeout Game
13-Strikeout Game
12-Strikeout Game
11-Strikeout Game
10-Strikeout Game
4 HBP in a Game

Perfect Game
Solo No-Hitter
One-Hitter
Two-Hitter

Combined No-Hitter
Combined One-Hitter

Kelsey Hackett vs. Longwood, 2/24/25
never
Jade Hylton vs. Louisville, 4/19/25
Jade Hylton vs. Louisville, 4/19/25
Macee Eaton, Sarah Coon at #8 FSU, 4/6/25
Katie Goldberg, Tori Gilbert, Gabby Baylog
vs. South Alabama, 3/5/22
Jade Hylton vs. Penn, 2/23/25
Jade Hylton vs. Syracuse, 4/13/25
Sarah Tacke vs Boston College, 4/24/10
Sarah Coon vs. Syracuse - Game 2, 4/12/25
Bella Cabral vs. Delaware, 2/23/25
MC Eaton vs. Maryland, 4/1/25
Kailyn Jones vs. North Carolina, 4/1/23
Abby Weaver vs. NC State, 4/14/24
unknown
unknown
vs. JMU, 4/18/23
Lacy Smith at Georgia Tech, 3/17/19
McKall Miller vs. Oregon, 2/9/17
Sarah Coon vs. #23 Kentucky, 2/13/25
Allison Davis vs. Georgia Tech, 3/10/18
Weezy Calderone vs. Coppin St., 3/30/96
Bella Cabral at JMU, 4/22/25
Katie Goldberg vs. Bowling. Green, 5/22/22
Danni Ingraham at Louisville, 4/8/18
never
Kelly Ayer vs. Saint Francis, 3/5/23
Jade Hylton vs. ND, MD, FSU, 3/30-4/4
Allison Davis, 3/3-3/6/18
Unknown
Eden Bigham vs. Liberty, 4/30/25
Eden Bigham vs. Liberty, 4/30/25
Eden Bigham at JMU, 4/22/25
Savanah Henley vs. #5 Texas A&M, 2/15/25
Eden Bigham vs. Liberty, 4/11/23
Eden Bigham vs. Louisville, 4/19/24
at JMU, 4/22/24
Eden Bigham at JMU, 4/22/25
Eden Bigham vs. Louisville, 4/19/25
Eden Bigham at JMU, 4/22/25
Courtney Layne vs. Saint Francis, 2/9/25
Eden Bigham vs. Liberty, 4/11/23
Eden Bigham vs. Louisville (4/19/25) and at JMU (4/22/25)
Michelle Collins vs. UNC (12 inn.), 4/22/94
Michelle Collins vs. George Mason, 4/5/94
Melanie Mitchell at Liberty, 5/3/11
Melanie Mitchell vs. George Washington, 3/20/13
Melanie Mitchell vs. Liberty, 4/25/12
Eden Bigham vs. Lehigh, 2/23/24
Eden Bigham vs. Lehigh, 2/23/24
Eden Bigham vs. Lehigh, 2/23/24
Eden Bigham vs. Lehigh, 2/23/24
Madi Harris at Villanova, 3/30/24
Eden Bigham vs. North Carolina, 4/2/23
Eden Bigham, vs. Hofstra, 3/1/25
Eden Bigham, vs. Hofstra, 3/1/25
Eden Bigham vs. George Mason, 3/18/25
Eden Bigham vs. Liberty, 4/30/25

Courtney Layne and Ava Hodges vs. Syracuse - Gm 2, 4/12/25
Aly Rayle, Mikayla Houge and Madi Harris at NC State, 3/20/22

UVA AS A TEAM

Won in Extra Innings
Lost in Extra Innings
Back-to-Back Walk-Offs
Shutout an Opponent
At Home
On Road
On Neutral Field
Back-to-Back Shutouts
Scored 20 Runs in a Game
At Home
On Road
Scored 10 Runs in an Inning
20 Hits in a Game
5 Home Runs in a Game
3 Home Runs in an Inning
Hit for the Home Run Cycle
Drew 10+ Walks
Left 10-14 Runners on Base
Left 15 Runners on Base
Turned a Triple Play
Hit Into a Triple Play
Longest Winning Streak
Won Against a Ranked Opponent at Home
Won Against a Ranked Opponent on the Road
Won Against a Ranked Opponent at Neutral Site
Lost to a Ranked Opponent
Defeated a No. 1 Ranked Opponent
Swept a No. 1 Ranked Opponent
Swept a Ranked Opponent, 3 Games
Swept a Ranked Opponent on the Road
Swept a Ranked Opponent at Home
Won Series vs. Ranked Opponent
Swept by a Ranked Opponent
Swept a Conference Opponent
Swept a Conference Opponent at Home
Swept a Conference Opponent on the Road
Rallied from a Five-Run Deficit
Committed Six or More Errors
Did Not Commit an Error in 5-Straight Games

A UVA OPPONENT

Shutout UVA
Shutout UVA in Two-Straight Games
Hit a Grand Slam
Threw a No-Hitter
Threw a One-Hitter
Hit Three HR in a Game
Hit an Inside-the-Park HR
Hit for The Cycle
Scored 10 Runs in an Inning
Had a Pinch-Hit HR
Threw a CG
Threw a Shutout
Had 10+ Strikeouts
Had 15+ Strikeouts
Walk-Off Home Run
Walk-Off Wild Pitch
Walk-Off Walk
Walk-Off Error
6-4 at Notre Dame (10), 3/30/25
5-6 (9) vs. Louisville, 4/17/25
vs. Howard, George Washington, 2/26/23
11-0 at JMU, 4/22/25
6-0 vs. Louisville, 4/19/25
11-0 at JMU, 4/22/25
12-0 (5) vs. Saint Francis, 2/9/25
6-0 & 11-0 (6), vs. Louisville and at JMU, 4/19/25 - 4/22/25
21, vs. UMBC, 3/6/93
21, vs. UMBC, 3/6/93
22, at Ferrum, 4/1/81
13, vs. Seton Hall, 3/1/25
21, vs. UMBC, 3/6/91
5, at Pitt, 3/26/23
3rd vs. South Alabama, 3/5/22
Never
10 at #17 Virginia Tech, 3/8/25
13 at #17 Virginia Tech, 3/8/25
16, vs. Bethune-Cookman, 2/8/19
vs. North Carolina, 4/3/1998
Lori Reese (SS) to Amy Peay (1B)
F9-5-4 TP vs. Pitt, 3/10/19
25 games, 3/19-4/17/88
3-0, vs. #11 Clemson, 3/24/24
2-0, at #8 Florida State, 4/4/25
7-6 vs. #4 UCLA, 2/16/25
0-2, at #15 Stanford 4/27/25
Never
Never
Never
Never
Never
at #3 Duke, 2024
at #14 Clemson, 2023
Syracuse, April 12-13, 2025
Syracuse, April 12-13, 2025
at Pittsburgh, March 24-26, 2023
Down 5 vs. App State, 2/9/20
6, vs. JMU, 3/3/20
7 games, 4/29/12-2/15/13
0-2, at #15 Stanford, 4/27/25
0-12, 0-6 at #3 Tennessee, 5/18-19/24
Kianna Jones - #23 South Carolina, 2/11/24
Keely Rochard - Virginia Tech, 3/8/20
Alexa Romero - Syracuse, 4/25/21
Caitlin Jordan - Georgia Tech, 4/23/11
JoJo McRae - Maryland, 3/19/19
Never
Georgia Tech (5th inn.), 3/10/18
Sydney Lewis, at Maryland, 3/12/24
Annabel Teperson, vs. California, 3/23/25
Karlyn Pickens, vs. #3 Tennessee, 5/19/24
14 - Jala Wright, at #3 Duke, 4/19/24
Danielle Spaulding - UNC, 4/11/09
Brooke Blankenship - at South Carolina, 2/7/25
Notre Dame - 4/17/21
Auburn, 2/14/25
at South Carolina, 2/6/25



SINGLE GAME RECORDS

TEAM

Offense

At-Bats	46	vs. Pitt (2/28/15)
Runs	27	vs. Coppin State (3/30/96) vs. Lynchburg (1980)
Hits	21	vs. UMBC (3/6/93)
Doubles	7	vs. Delaware State (3/21/15)
Triples	5	vs. UMBC (3/6/93)
Home Runs	5	at Boston College (4/24/10) at Elon (2/19/17) vs. Georgetown (4/18/17) vs. UMBC (3/3/18) at Pitt (3/26/23)
Total Bases	36	vs. UMBC (3/6/93)
Runs Batted In	19	vs. UMBC (3/6/93)
Walks	14	vs. UMES (2/24/23)
Hit By Pitches	6	vs. Colgate (2/25/12)
Stolen Bases	10	vs. Howard (2/26/23)
Sacrifice Hits	7	vs. Portland St. (3/16/00)
Sacrifice Flies	3	vs. GW (2/21/15)
Strikeouts	18	vs. UNC (4/11/09) vs. Virginia Tech (3/18/06) vs. GW (3/20/13)

Defense

Putouts:	42	vs. UNC (4/1/87)
Assists:	21	vs. NC State (3/28/04) at UNCW (3/6/16)
Errors:	8	vs. Delaware State (3/20/15)

Pitching

Innings Pitched:	14	vs. UNC (4/1/87)
Strikeouts:	19	vs. George Mason (4/5/94) vs. Davis & Elkins (4/12/89)
Walks	13	Syracuse (3/13/11) vs. Boston University (2/15/03) George Mason (3/27/14)
Hits Allowed	22	vs. UNC (3/28/15)
HR Allowed	7	vs. UNC (3/28/15)
ER Allowed	24	vs. UNC (3/28/15)
Most Runs Allowed	24	vs. UNC (3/28/15)

Misc. Team

Longest Game	14 innings	vs. UNC (4/1/87)
Largest Margin of Victory	27 (27-0)	vs. Lynchburg (1980)
Largest Losing Margin	21 (3-24)	vs. UNC (3/28/15)
Longest Win Streak	25 games	3/19-4/17/1988

INDIVIDUAL

Offense

At-Bats:	6	(Many times) Last: Bailey Winscott vs. Charlotte (2/7/20)
Runs:	5	Weezy Calderone vs. Coppin St. (3/30/96)
Hits:	4	(many times – last 5 times listed) Lacy Smith at Georgia Tech, 3/17/19 Lacy Smith vs. Northern Kentucky, 2/15/19 Allison Davis vs. Georgia Tech (3/10/18) Kaitlin Fitzgerald at Notre Dame (4/23/17) Allison Davis at N.C. State (3/18/17) (4 times)
Doubles:	3	McKall Miller vs. Oregon (2/9/17) Brooke Sorber vs. BC (3/31/07) Ruby Rojas vs. Bowling Green (3/16/03) Kelly Ritch vs. UNC Greensboro (2/25/94) (8 times - last 5 times listed)
Triples:	2	Sarah Coon vs. #23 Kentucky (2/13/25) Megan Harris vs. George Mason (3/11/15) Gianna Cipolloni vs. UC Davis (3/15/12) Cynthia Javaras vs. Virginia Tech (4/16/11) Elea Crockett vs. NC State (4/24/04)
Home Runs:	3	Sarah Tacke vs. Boston College (4/24/10)
Total Bases:	12	Sarah Tacke vs. Boston College (4/24/10)
Runs Batted In:	7	Danni Ingraham at Louisville (4/8/18) Jamie Hahn vs. Coppin State (3/30/95) (3 times)
Walks:	4	Allison Davis vs. George Mason (3/11/15) Elysa Calderone vs. Coppin St.(3/30/96) Julie Amaon vs. Coppin State (3/30/96)
Hit By Pitches:	3	Shelby Barbee vs. NC State (4/13/24) Kristen Hawkins vs. Colgate (2/25/12)
Stolen Bases:	4	Kelly Ayer vs. Saint Francis (3/5/23)
Sacrifice Hits:	3	Jody Smith vs. UNC (4/18/92) Iyana Hughes at UNCW (3/6/16)
Sacrifice Flies:	2	Iyana Hughes vs. W. Michigan (2/10/17) Kaitlin Fitzgerald vs. GW (2/21/15)
Hitting Streak:	16	Sara Larquier vs. St. Joseph's (3/3/06) Lacy Smith (3/1-3/22/19)

Defense

Putouts:	21	Cristy Chiappe vs. Penn State (3/14/97)
Assists:	9	(4 times) Lauren Heintzelman vs. Radford (3/6/16) Marcy Bowdren vs. George Mason (3/27/14) Joanna Barstad vs. St. Mary's (3/13/02) Michelle Collins vs. Western Illinois (3/10/91) (3 times)
Errors:	4	Allison Davis vs. Delaware State (3/20/15) Carly Winter vs. North Florida (2/29/08) Karen Sock vs. Florida State (3/14/92)

Pitching

Innings Pitched:	12	Michelle Collins vs. UNC (4/22/94) Michelle Collins vs. Yale (3/14/94)
Strikeouts:	19	Michelle Collins vs. George Mason (4/5/94) Lisa Palmer vs. Davis & Elkins (4/12/89)
Walks Allowed:	11	Jessica Edwards vs. Bowling Green (3/24/01)
Runs Allowed:	16	Alex Formby vs. GW (2/21/15)
Hits Allowed:	18	Aimee Chapdelaine vs. Syracuse (3/16/14) Allee Rife vs. Radford (3/24/08)
ER Allowed:	14	Alex Formby vs. Syracuse (4/25/15) Aimee Chapdelaine vs. Syracuse (3/16/14)
HR Allowed:	6	Alex Formby vs. Syracuse (4/25/15)



2025 STAT TRACKER

Multiple Hit Games	2	3	4	5+	Total
Jade Hylton	14	3	-	-	17
Kelly Ayer	13	2	-	-	15
Bella Cabral	7	6	-	-	13
Macee Eaton	12	1	-	-	13
Kailyn Jones	8	1	-	-	9
MC Eaton	8	-	-	-	8
Sydney Hartgrove	6	1	-	-	7
Sarah Coon	5	1	-	-	6
Reece Holbrook	6	-	-	-	6
Kelsey Hackett	3	1	-	-	4
TEAM	82	16	0	0	98

Multiple RBI Games	2	3	4	5+	Total
Macee Eaton	11	3	1	1	16
Jade Hylton	10	2	2	-	14
MC Eaton	8	1	1	-	10
Bella Cabral	6	1	-	1	8
Kelly Ayer	4	1	1	-	6
Sarah Coon	3	2	1	-	6
Kailyn Jones	3	-	-	-	3
Kelsey Hackett	2	-	-	-	2
Sydney Hartgrove	1	1	-	-	2
Alex Call	1	-	-	-	1
Melissa Carr	1	-	-	-	1
Madison Greene	1	-	-	-	1
Reece Holbrook	-	1	-	-	1
TEAM	51	12	6	2	71

Hitting Streaks	Longest	Current
Macee Eaton	18	1
Jade Hylton	13	1
Kelly Ayer	10	1
Bella Cabral	8	-
Kailyn Jones	6	1
Sarah Coon	5	-
Sydney Hartgrove	4	-
Alex Call	3	-
MC Eaton	3	1
Kelsey Hackett	3	4
Kassidy Hudson	3	-
Brie Biddle	2	2
Melissa Carr	2	2
Madison Greene	2	-
Reece Holbrook	2	2
Kamyria Woody-Giggetts	1	-

Reached Base Streaks	Longest	Current
Macee Eaton	18	8
Bella Cabral	17	-
Jade Hylton	17	13
Kelly Ayer	11	3
Sarah Coon	10	-
Kelsey Hackett	9	8
Kailyn Jones	8	1
Sydney Hartgrove	8	-
MC Eaton	6	6
Alex Call	5	-
Reece Holbrook	4	2
Kassidy Hudson	4	4
Brie Biddle	3	3
Melissa Carr	2	2
Madison Greene	2	-
Addison Thompson	1	-
Kamyria Woody-Giggetts	1	-

2025 HOME RUN TRACKER

No.	Name	Date	Opponent	On-Base	Inn	Outs	Count	Score	Final
1	Macee Eaton	2/7	at South Carolina	2	1	1	1-1	3-0	4-5 (8)
2	Bella Cabral	2/14	vs. Auburn	0	1	2	2-2	1-0	6-7 (8)
3	Sydney Hartgrove	2/14	vs. Auburn	0	6	0	3-2	5-3	6-7 (8)
4	MC Eaton	2/16	vs. #4 UCLA	1	7	1	0-2	7-6	7-6
5	Bella Cabral	2/22	PENN	0	6	0	3-2	3-1	5-1
6	Jade Hylton	2/23	PENN	0	1	0	0-1	1-0	3-0
7	MC Eaton	2/23	DELAWARE	2	1	2	0-0	4-0	11-2 (6)
8	Bella Cabral	2/23	DELAWARE	0	3	0	3-1	5-1	11-2 (6)
9	Bella Cabral	2/23	DELAWARE	1	6	2	1-0	11-2	11-2 (6)
10	MC Eaton	2/24	LONGWOOD	1	1	2	1-0	3-0	10-0 (5)
11	Jade Hylton	2/24	LONGWOOD	1	2	1	1-1	5-0	10-0 (5)
12	Jade Hylton	2/24	LONGWOOD	1	3	2	1-0	8-0	10-0 (5)
13	Kelsey Hackett	2/24	LONGWOOD	1	4	1	0-0	10-0	10-0 (5)
14	MC Eaton	2/28	CORNELL	0	3	1	3-2	4-0	8-0 (6)
15	Macee Eaton	2/28	SETON HALL	2	1	2	1-2	3-0	11-6
16	Kelsey Hackett	2/28	SETON HALL	1	5	2	0-0	8-2	11-6
17	Jade Hylton	2/28	SETON HALL	1	6	1	0-1	11-6	11-6
18	Jade Hylton	3/1	SETON HALL	0	1	0	2-1	1-3	18-5 (5)
19	Macee Eaton*	3/1	SETON HALL	3	4	1	3-1	18-3	18-5 (5)
20	MC Eaton^	3/1	HOFSTRA	0	3	0	2-0	5-0	17-0 (5)
21	Sarah Coon^	3/1	HOFSTRA	0	3	0	2-1	6-0	17-0 (5)
22	Kailyn Jones	3/2	HOFSTRA	1	3	1	2-1	9-1	12-1 (5)
23	Macee Eaton	3/2	HOFSTRA	1	3	2	3-2	12-1	12-1 (5)
24	Sarah Coon	3/9	at #17 Virginia Tech	0	2	2	1-2	1-0	9-2
25	Sydney Hartgrove	3/9	at #17 Virginia Tech	0	5	0	0-0	2-2	9-2
26	Macee Eaton	3/9	at #17 Virginia Tech	0	6	1	0-1	3-2	9-2
27	Sydney Hartgrove	3/9	at #17 Virginia Tech	1	6	2	3-2	5-2	9-2
28	Bella Cabral	3/11	JMU	0	1	2	1-0	1-0	6-0
29	Sydney Hartgrove	3/13	BOSTON COLLEGE	0	4	2	2-1	1-0	3-1
30	Macee Eaton	3/14	BOSTON COLLEGE	1	6	1	3-2	3-1	3-1
31	Macee Eaton	3/15	BOSTON COLLEGE - GM1	0	3	2	0-0	3-0	4-2
32	Reece Holbrook	3/15	BOSTON COLLEGE - GM1	0	4	2	0-1	4-2	4-2
33	Jade Hylton	3/15	BOSTON COLLEGE - GM2	0	1	0	1-1	1-0	9-8
34	Bella Cabral	3/15	BOSTON COLLEGE - GM2	0	1	1	1-2	2-0	9-8
35	Macee Eaton	3/15	BOSTON COLLEGE - GM2	0	4	1	2-2	6-7	8-9
36	Jade Hylton	3/15	BOSTON COLLEGE - GM2	0	5	1	1-1	6-8	8-0
37	MC Eaton	3/21	CALIFORNIA	3	4	1	1-1	4-3	7-6
38	Kelly Ayer	3/22	CALIFORNIA	0	5	0	0-0	3-5	6-5 (8)
39	Sarah Coon	3/22	CALIFORNIA	1	7	2	2-0	5-5	6-5 (8)
40	Macee Eaton	3/30	at Notre Dame	0	8	1	2-1	2-1	6-4 (10)
41	Jade Hylton	3/30	at Notre Dame	1	10	2	0-0	6-4	6-4 (10)
42	Jade Hylton	4/1	MARYLAND	2	3	1	1-0	3-3	4-3
43	Jade Hylton	4/4	at #8 Florida State	1	5	2	0-0	2-0	2-0
44	MC Eaton	4/5	at #8 Florida State	0	5	0	1-2	8-3	8-9
45	Macee Eaton^	4/6	at #8 Florida State	0	4	0	2-2	1-13	2-13
46	Sarah Coon^	4/6	at #8 Florida State	0	4	0	1-0	2-13	2-13
47	Bella Cabral	4/8	at Liberty	0	3	0	1-1	1-1	3-4
48	Jade Hylton	4/8	at Liberty	0	7	0	1-0	3-2	3-4
49	MC Eaton	4/12	SYRACUSE - GM1	1	6	0	2-2	5-0	5-0
50	Sarah Coon	4/12	SYRACUSE - GM2	3	1	1	0-1	4-0	10-0 (5)
51	Jade Hylton	4/13	SYRACUSE	0	1	0	0-0	1-0	10-2 (5)
52	Sarah Coon	4/13	SYRACUSE	2	1	1	2-2	4-0	10-2 (5)
53	Jade Hylton	4/13	SYRACUSE	0	2	2	1-1	5-1	10-2 (5)
54	Jade Hylton	4/17	LOUISVILLE	2	7	1	1-1	5-5	5-6 (9)
55	MC Eaton	4/18	LOUISVILLE	1	4	1	2-1	5-2	8-2
56	Jade Hylton	4/19	LOUISVILLE	0	1	0	2-1	1-0	6-0
57	Bella Cabral	4/20	LOUISVILLE	0	6	0	1-1	2-0	6-0
58	Bella Cabral	4/22	at JMU	2	3	1	1-0	4-0	6-0
59	Kelly Ayer	4/26	at #15 Stanford	2	4	1	1-0	5-3	9-4
60	Jade Hylton	4/26	at #15 Stanford	0	6	1	0-1	6-3	9-4
61	MC Eaton	4/30	Liberty	0	2	1	2-1	1-2	5-3
62	Jade Hylton	4/30	Liberty	1	4	1	3-2	5-3	5-3

* Grand Slam

^ Back-to-back home runs



STARTING LINEUP BY POSITION

DATE	OPP.	P	C	1B	2B	3B	SS	LF	CF	RF	DP
2/6	at South Carolina	Bigham	Coon	M. Eaton	Holbrook	Cabral	Hylton	Jones	Ayer	Hackett	MC Eaton
2/7	at South Carolina	Hodges	Hartgrove	M. Eaton	Holbrook	Cabral	Hylton	Jones	Ayer	MC Eaton	Coon
2/7	vs. ECU	Henley	Coon	M. Eaton	Holbrook	Cabral	Hylton	Jones	Ayer	Hackett	MC Eaton
2/8	vs. Toledo	Hodges	Hartgrove	M. Eaton	Holbrook	Cabral	Hylton	Jones	Ayer	MC Eaton	Coon
2/9	vs. Saint Francis	Layne	Hartgrove	M. Eaton	Holbrook	Cabral	Hylton	Woody-Giggetts	Ayer	MC Eaton	Coon
2/13	vs. #23 Kentucky	Layne	Coon	M. Eaton	Holbrook	Cabral	Hylton	Jones	Ayer	Heckett	MC Eaton
2/14	vs. Auburn	Bigham	Hartgrove	M. Eaton	Holbrook	Cabral	Hylton	Jones	Ayer	MC Eaton	Coon
2/15	vs. #5 Texas A&M	Henley	Hartgrove	M. Eaton	Holbrook	Cabral	Hylton	Jones	Ayer	MC Eaton	Coon
2/15	vs. San Diego State	Hodges	Coon	M. Eaton	Holbrook	Cabral	Hylton	Hackett	Ayer	MC Eaton	Hartgrove
2/16	vs. #4 UCLA	Layne	Hartgrove	M. Eaton	Holbrook	Cabral	Hylton	Jones	Ayer	MC Eaton	Coon
2/22	Penn	Cuozzo	Coon	M. Eaton	Holbrook	Cabral	Hylton	Jones	Ayer	MC Eaton	Hartgrove
2/22	Delaware	Layne	Hartgrove	M. Eaton	Holbrook	Cabral	Hylton	Jones	Ayer	MC Eaton	Coon
2/23	Penn	Hodges	Coon	M. Eaton	Holbrook	Cabral	Hylton	Jones	Ayer	MC Eaton	Hartgrove
2/23	Delaware	Bigham	Hartgrove	M. Eaton	Cabral	Coon	Hylton	Jones	Ayer	MC Eaton	Holbrook
2/24	Longwood	Cuozzo	Hartgrove	M. Eaton	Holbrook	Cabral	Hylton	Jones	Ayer	MC Eaton	Coon
2/28	Cornell	Layne	Hartgrove	M. Eaton	Cabral	Coon	Hylton	Jones	Ayer	MC Eaton	Holbrook
2/28	Seton Hall	Cuozzo	Coon	M. Eaton	Holbrook	Cabral	Hylton	Jones	Ayer	MC Eaton	Hartgrove
3/1	Seton Hall	Layne	Coon	M. Eaton	Holbrook	Cabral	Hylton	Jones	Ayer	MC Eaton	Hartgrove
3/1	Hofstra	Bigham	Hartgrove	M. Eaton	Holbrook	Cabral	Hylton	Jones	Ayer	MC Eaton	Coon
3/2	Hofstra	Cuozzo	Hartgrove	M. Eaton	Holbrook	Cabral	Hylton	Jones	Ayer	MC Eaton	Coon
3/4	Longwood	Henley	Hartgrove	M. Eaton	Cabral	Coon	Hylton	Jones	Ayer	MC Eaton	Holbrook
3/7	at #17 Virginia Tech	Bigham	Hartgrove	M. Eaton	Cabral	Coon	Hylton	Jones	Ayer	MC Eaton	Holbrook
3/8	at #17 Virginia Tech	Cuozzo	Hartgrove	M. Eaton	Cabral	Coon	Hylton	Jones	Ayer	MC Eaton	Holbrook
3/9	at #17 Virginia Tech	Henley	Hartgrove	M. Eaton	Cabral	Coon	Hylton	Jones	Ayer	MC Eaton	Holbrook
3/11	JMU	Cuozzo	Carr	M. Eaton	Holbrook	Cabral	Hylton	Jones	Ayer	MC Eaton	Hartgrove
3/14	Boston College	Bigham	Hartgrove	M. Eaton	Holbrook	Cabral	Hylton	Jones	Ayer	MC Eaton	Coon
3/15	Boston College - Gm1	Hodges	Coon	M. Eaton	Holbrook	Cabral	Hylton	Jones	Ayer	MC Eaton	Hartgrove
3/15	Boston College - Gm2	Cuozzo	Hartgrove	M. Eaton	Holbrook	Cabral	Hylton	Jones	Ayer	MC Eaton	Coon
3/18	George Mason	Bigham	Hartgrove	M. Eaton	Cabral	Coon	Hylton	Hackett	Ayer	MC Eaton	Hartgrove
3/21	California	Henley	Hartgrove	M. Eaton	Cabral	Coon	Hylton	Jones	Ayer	MC Eaton	Holbrook
3/22	California	Hodges	Hartgrove	M. Eaton	Cabral	Coon	Hylton	Jones	Ayer	MC Eaton	Holbrook
3/23	California	Bigham	Hartgrove	M. Eaton	Cabral	Coon	Hylton	Jones	Ayer	MC Eaton	Holbrook
3/28	at Notre Dame	Cuozzo	Hartgrove	M. Eaton	Holbrook	Cabral	Hylton	Jones	Ayer	MC Eaton	Coon
3/29	at Notre Dame	Henley	Hartgrove	M. Eaton	Cabral	Coon	Hylton	Jones	Ayer	MC Eaton	Holbrook
3/30	at Notre Dame	Hodges	Hartgrove	M. Eaton	Cabral	Coon	Hylton	Jones	Ayer	MC Eaton	Holbrook
4/1	Maryland	Cuozzo	Carr	M. Eaton	Holbrook	Cabral	Hylton	Hudson	Ayer	MC Eaton	Hartgrove
4/4	at #8 Florida State	Layne	Hartgrove	M. Eaton	Cabral	Coon	Hylton	Jones	Ayer	MC Eaton	Holbrook
4/5	at #8 Florida State	Cuozzo	Hartgrove	M. Eaton	Cabral	Coon	Hylton	Jones	Ayer	MC Eaton	Holbrook
4/6	at #8 Florida State	Hodges	Hartgrove	M. Eaton	Cabral	Coon	Hylton	Jones	Ayer	MC Eaton	Holbrook
4/8	at Liberty	Layne	Hartgrove	M. Eaton	Cabral	Coon	Hylton	Jones	Ayer	MC Eaton	Holbrook
4/12	Syracuse - Gm 1	Cuozzo	Hartgrove	M. Eaton	Cabral	Coon	Hylton	Jones	Ayer	Hackett	MC Eaton
4/12	Syracuse - Gm 2	Layne	Hartgrove	M. Eaton	Cabral	Coon	Hylton	Jones	Ayer	Hackett	MC Eaton
4/13	Syracuse	Bigham	Hartgrove	M. Eaton	Cabral	Coon	Hylton	Jones	Ayer	Hackett	MC Eaton
4/15	Radford	Bigham	Hartgrove	M. Eaton	Cabral	Coon	Hylton	Jones	Ayer	Hackett	MC Eaton
4/17	Louisville	Cuozzo	Hartgrove	M. Eaton	Cabral	Coon	Hylton	Jones	Ayer	Hackett	MC Eaton
4/18	Louisville	Layne	Hartgrove	M. Eaton	Cabral	Coon	Hylton	Jones	Ayer	Hackett	MC Eaton
4/19	Louisville	Bigham	Hartgrove	M. Eaton	Cabral	Coon	Hylton	Jones	Ayer	Hackett	Holbrook
4/22	at JMU	Bigham	Coon	M. Eaton	Cabral	Call	Hylton	Jones	Ayer	Hackett	MC Eaton
4/25	at #15 Stanford	Henley	Hartgrove	M. Eaton	Cabral	Coon	Hylton	Jones	Ayer	Hackett	MC Eaton
4/26	at #15 Stanford	Cuozzo	Hartgrove	M. Eaton	Cabral	Coon	Hylton	Jones	Ayer	Hackett	MC Eaton
4/27	at #15 Stanford	Layne	Hartgrove	M. Eaton	Cabral	Coon	Hylton	Hudson	Ayer	Hackett	MC Eaton
4/30	Liberty	Bigham	Hartgrove	M. Eaton	Cabral	Coon	Hylton	Jones	Ayer	Hackett	MC Eaton



STARTING LINEUP BY BATTING ORDER

DATE	OPP.	1	2	3	4	5	6	7	8	9
2/6	at South Carolina	Hylton	Ayer	Cabral	M. Eaton	Coon	MC Eaton	Holbrook	Hackett	Jones
2/7	at South Carolina	Hylton	Ayer	Cabral	M. Eaton	Coon	MC Eaton	Holbrook	Hartgrove	Jones
2/7	vs. ECU	Hylton	Ayer	Cabral	M. Eaton	MC Eaton	Coon	Holbrook	Hackett	Jones
2/8	vs. Toledo	Hylton	Ayer	Cabral	M. Eaton	MC Eaton	Coon	Holbrook	Hartgrove	Jones
2/9	vs. Saint Francis	Hylton	Ayer	Cabral	M. Eaton	MC Eaton	Coon	Holbrook	Hartgrove	Woody-Giggetts
2/13	vs. #23 Kentucky	Hylton	Ayer	Cabral	M. Eaton	Coon	MC Eaton	Holbrook	Hackett	Jones
2/14	vs. Auburn	Hylton	Ayer	Cabral	M. Eaton	Coon	MC Eaton	Holbrook	Hartgrove	Jones
2/15	vs. #5 Texas A&M	Hylton	Ayer	Cabral	M. Eaton	MC Eaton	Coon	Hartgrove	Holbrook	Jones
2/15	vs. San Diego State	Hylton	Ayer	Cabral	M. Eaton	Coon	Hartgrove	MC Eaton	Holbrook	Hackett
2/16	vs. #4 UCLA	Hylton	Ayer	Cabral	M. Eaton	Coon	MC Eaton	Hartgrove	Holbrook	Jones
2/22	Penn	Hylton	Ayer	Cabral	M. Eaton	MC Eaton	Coon	Hartgrove	Holbrook	Jones
2/22	Delaware	Hylton	Ayer	Cabral	M. Eaton	MC Eaton	Coon	Hartgrove	Holbrook	Jones
2/23	Penn	Hylton	Ayer	Cabral	M. Eaton	MC Eaton	Coon	Hartgrove	Holbrook	Jones
2/23	Delaware	Hylton	Ayer	Cabral	M. Eaton	MC Eaton	Coon	Hartgrove	Holbrook	Jones
2/24	Longwood	Hylton	Ayer	Cabral	M. Eaton	MC Eaton	Coon	Hartgrove	Holbrook	Jones
2/28	Cornell	Hylton	Ayer	Cabral	M. Eaton	MC Eaton	Coon	Hartgrove	Holbrook	Jones
2/28	Seton Hall	Hylton	Ayer	Cabral	M. Eaton	MC Eaton	Coon	Hartgrove	Holbrook	Jones
3/1	Seton Hall	Hylton	Ayer	Cabral	M. Eaton	MC Eaton	Coon	Hartgrove	Holbrook	Jones
3/1	Hofstra	Hylton	Ayer	Cabral	M. Eaton	MC Eaton	Coon	Hartgrove	Holbrook	Jones
3/2	Hofstra	Hylton	Ayer	Cabral	M. Eaton	MC Eaton	Coon	Hartgrove	Holbrook	Jones
3/4	Longwood	Hylton	Ayer	Cabral	M. Eaton	MC Eaton	Coon	Hartgrove	Holbrook	Jones
3/7	at #17 Virginia Tech	Hylton	Ayer	Cabral	M. Eaton	MC Eaton	Coon	Hartgrove	Holbrook	Jones
3/8	at #17 Virginia Tech	Hylton	Ayer	Cabral	M. Eaton	MC Eaton	Coon	Hartgrove	Holbrook	Jones
3/9	at #17 Virginia Tech	Hylton	Ayer	Cabral	M. Eaton	MC Eaton	Coon	Hartgrove	Holbrook	Jones
3/11	JMU	Hylton	Ayer	Cabral	M. Eaton	MC Eaton	Hartgrove	Holbrook	Carr	Jones
3/14	Boston College	Hylton	Ayer	Cabral	M. Eaton	MC Eaton	Coon	Hartgrove	Holbrook	Jones
3/15	Boston College - Gm1	Hylton	Ayer	Cabral	M. Eaton	MC Eaton	Coon	Hartgrove	Holbrook	Jones
3/15	Boston College - Gm2	Hylton	Ayer	Cabral	M. Eaton	MC Eaton	Coon	Hartgrove	Holbrook	Jones
3/18	George Mason	Hylton	Ayer	Cabral	M. Eaton	MC Eaton	Hartgrove	Coon	Holbrook	Hackett
3/21	California	Hylton	Ayer	Cabral	M. Eaton	Coon	Hartgrove	Holbrook	MC Eaton	Jones
3/22	California	Hylton	Ayer	Cabral	M. Eaton	Coon	Hartgrove	Holbrook	MC Eaton	Jones
3/23	California	Hylton	Ayer	Cabral	M. Eaton	Coon	Hartgrove	Holbrook	MC Eaton	Jones
3/28	at Notre Dame	Hylton	Ayer	Cabral	M. Eaton	Coon	Hartgrove	Holbrook	MC Eaton	Jones
3/29	at Notre Dame	Hylton	Ayer	Cabral	M. Eaton	Coon	Hartgrove	Holbrook	MC Eaton	Jones
3/30	at Notre Dame	Hylton	Ayer	Cabral	M. Eaton	Coon	Hartgrove	Holbrook	MC Eaton	Jones
4/1	Maryland	Hylton	Ayer	Cabral	M. Eaton	Coon	Hartgrove	MC Eaton	Carr	Hudson
4/4	at #8 Florida State	Hylton	Ayer	Cabral	M. Eaton	Coon	Hartgrove	MC Eaton	Holbrook	Jones
4/5	at #8 Florida State	Hylton	Ayer	Cabral	M. Eaton	Coon	Hartgrove	MC Eaton	Holbrook	Jones
4/6	at #8 Florida State	Hylton	Ayer	Cabral	M. Eaton	Coon	Hartgrove	MC Eaton	Holbrook	Jones
4/8	at Liberty	Hylton	Ayer	Cabral	M. Eaton	Coon	Hartgrove	MC Eaton	Holbrook	Jones
4/12	Syracuse - Gm 1	Hylton	Ayer	Cabral	M. Eaton	Coon	Hartgrove	MC Eaton	Hackett	Jones
4/12	Syracuse - Gm 2	Hylton	Ayer	Cabral	M. Eaton	Coon	Hartgrove	MC Eaton	Hackett	Jones
4/13	Syracuse	Hylton	Ayer	Cabral	M. Eaton	Coon	Hartgrove	MC Eaton	Hackett	Jones
4/15	Radford	Hylton	Ayer	Cabral	M. Eaton	MC Eaton	Hartgrove	Hackett	Call	Jones
4/17	Louisville	Hylton	Ayer	Cabral	M. Eaton	Coon	Hartgrove	MC Eaton	Hackett	Jones
4/18	Louisville	Hylton	Ayer	Cabral	M. Eaton	Coon	Hartgrove	MC Eaton	Hackett	Jones
4/19	Louisville	Hylton	Ayer	Cabral	M. Eaton	Coon	Hartgrove	MC Eaton	Hackett	Jones
4/22	at JMU	Hylton	Ayer	Cabral	M. Eaton	Coon	MC Eaton	Hackett	Call	Jones
4/25	at #15 Stanford	Hylton	Ayer	Cabral	M. Eaton	Coon	Hartgrove	MC Eaton	Hackett	Jones
4/26	at #15 Stanford	Hylton	Ayer	Cabral	M. Eaton	Coon	Hartgrove	MC Eaton	Hackett	Jones
4/27	at #15 Stanford	Hylton	Ayer	Cabral	M. Eaton	Coon	Hartgrove	MC Eaton	Hackett	Hudson
4/30	Liberty	Hylton	Ayer	Cabral	M. Eaton	Coon	Hartgrove	MC Eaton	Hackett	Jones



**2025 Virginia Softball
Overall Statistics for Virginia (as of May 04, 2025)
(All games Sorted by Batting avg)**



Record: 36-16 Home: 26-2 Away: 4-10 Neutral: 6-4 ACC: 14-10

Player	avg	gp-gs	ab	r	h	2b	3b	hr	rbi	tb	slg%	bb	hp	so	gdp	ob%	sf	sh	sb-att	po	a	e	fld%
30 Bella Cabral	.376	52-52	149	27	56	15	1	9	38	100	.671	17	8	10	2	.450	6	3	2-4	68	103	7	.961
10 Jade Hylton	.375	52-52	160	60	60	10	5	17	46	131	.819	32	4	19	0	.487	1	2	12-14	62	101	8	.953
19 Macee Eaton	.340	52-52	156	29	53	11	1	11	57	99	.635	16	0	24	0	.399	1	0	6-6	347	8	5	.986
34 Kelly Ayer	.333	52-52	165	44	55	11	3	2	32	78	.473	15	1	10	2	.384	4	4	15-17	65	2	2	.971
24 Sydney Hartgrove	.276	49-48	123	15	34	6	0	4	12	52	.423	23	1	18	1	.392	1	3	0-0	224	21	1	.996
16 M.C. Eaton	.269	52-52	134	21	36	9	1	10	31	77	.575	13	2	41	2	.340	1	0	4-5	15	1	2	.889
7 Sarah Coon	.238	52-50	143	20	34	5	3	6	24	63	.441	16	2	25	1	.321	1	3	2-3	107	41	11	.931

4 Brie Biddle	.667	4-0	3	2	2	0	0	0	0	2	.667	1	0	1	0	.750	0	0	0-0	0	0	0	.000
18 Melissa Carr	.500	9-2	4	1	2	1	0	0	2	3	.750	1	0	1	0	.600	0	0	0-0	16	1	0	1.000
8 Kassidy Hudson	.444	43-3	18	8	8	1	0	0	3	9	.500	4	0	1	0	.545	0	1	2-3	12	0	0	1.000
27 Madison Greene	.364	16-0	11	5	4	1	0	0	2	5	.455	0	0	3	0	.364	0	0	1-1	3	0	0	1.000
2 Kailyn Jones	.313	49-46	112	26	35	4	6	1	16	54	.482	8	1	14	0	.358	2	1	7-7	37	2	3	.929
9 Alex Call	.294	16-2	17	4	5	2	0	0	5	7	.412	2	0	4	0	.368	0	0	0-0	4	11	2	.882
1 Kelsey Hackett	.284	50-18	67	20	19	0	0	2	7	25	.373	11	2	5	0	.390	2	1	3-3	33	4	0	1.000
32 Reece Holbrook	.240	46-38	104	16	25	9	2	1	13	41	.394	11	0	21	2	.310	1	1	3-5	25	30	8	.873
6 K. Woody-Giggetts	.167	32-1	6	15	1	0	0	0	1	1	.167	0	0	1	0	.167	0	0	8-10	2	0	0	1.000
28 Addison Thompson	.000	6-0	2	2	0	0	0	0	0	0	.000	0	1	0	0	.333	0	0	0-0	0	0	0	.000
Totals	.312	52	1374	315	429	85	22	63	289	747	.544	170	22	198	10	.392	20	19	65-78	1026	385	54	.963
Opponents	.219	52	1275	173	279	45	2	24	152	400	.314	186	36	289	12	.332	10	29	22-34	975	344	58	.958

LOB - Team (317), Opp (340). DPs turned - Team (13), Opp (15). CI - Team (1), S. Hartgrove 1.

(All games Sorted by Earned run avg)

Player	era	w-l	app	gs	cg	sho	sv	ip	h	r	er	bb	so	2b	3b	hr	b/avg	wp	hp	bks	sfa	sha
14 Eden Bigham	2.08	16-8	36	13	6	4/3	6	131.0	85	57	39	74	117	16	0	7	.179	15	20	0	3	11
3 Courtney Layne	3.18	4-0	25	11	1	1/5	1	55.0	46	34	25	27	45	6	1	8	.222	5	1	0	1	4
26 Savannah Henley	3.40	8-3	24	7	1	0/4	1	70.0	73	39	34	38	71	13	1	1	.266	8	6	0	3	7

20 Ava Hodges	2.51	3-4	17	8	0	0/4	0	39.0	37	23	14	19	19	8	0	5	.245	3	2	0	2	1
23 Julia Cuozzo	2.98	5-1	17	13	0	0/4	0	47.0	38	20	20	28	37	2	0	3	.228	4	7	0	1	6
Totals	2.70	36-16	52	52	8	14/9	8	342.0	279	173	132	186	289	45	2	24	.219	35	36	0	10	29
Opponents	5.84	16-36	52	52	8	1/1	2	325.0	429	315	271	170	198	85	22	63	.312	34	22	0	20	19

PB - Team (9), S. Hartgrove 7, M. Carr 1, S. Coon 1, Opp (8).



2025 VIRGINIA CAVALIERS

No.	Name	Pos.	B/T	Ht.	Yr.	Hometown/High School (Previous)	PRONUNCIATION GUIDE
1	Kelsey Hackett	OF	R/R	5-4	Jr.	Appomattox, Va./Appomattox County	2 Kailyn Jones (KAY-lin)
2	Kailyn Jones	OF	L/R	5-3	Sr.	Grayson, Ga./Grayson	4 Brie Biddle (BREE)
3	Courtney Layne	LHP	L/L	5-3	Jr.	Appomattox, Va./Appomattox County	6 Kamyria Woody- Giggetts (kuh-MY-ruh) (JIG-etts)
4	Brie Biddle	IF	R/R	5-10	So.	Charlotte, N.C./Cannon School	10 Jade Hylton (HILL-ton)
6	Kamyria Woody-Giggetts	OF	L/R	5-1	So.	Halifax, Va./Halifax County	14 Eden Bigham (BIG-um)
7	Sarah Coon	UT	R/R	5-5	Sr.	Elmira, N.Y./Elmira	17 Reagan Hickey (RAY-ginn)
8	Kassidy Hudson	OF	L/L	5-9	Jr.	Chesapeake, Va./Hickory	20 Ava Hodges (AY-vuh)
9	Alex Call	IF	R/R	5-6	Fr.	Bradenton, Fla./Parrish Community	23 Julia Cuozzo (COO-zoh)
10	Jade Hylton	IF	R/R	5-5	Jr.	Martinsville, Va./Bassett	30 Bella Cabral kuh-BRELL
14	Eden Bigham	RHP	R/R	5-6	Jr.	Rustburg, Va./Rustburg	32 Kelly Ayer (AIR)
16	MC Eaton	UT	R/R	5-9	Jr.	Charlotte, N.C./Charlotte Christian School	
17	Reagan Hickey	UT	R/R	5-8	Fr.	Atlanta, Ga./The Mount Vernon School	Jeff Tylka TILL-kuh
18	Melissa Carr	C	R/R	5-6	So.	Windsor, Va./Windsor	
19	Macee Eaton	IF	L/R	5-7	So.	Wheelersburg, Ohio/Wheelersburg	
20	Ava Hodges	RHP	R/R	5-7	Fr.	Zebulon, N.C./North Raleigh Christian Acad.	
23	Julia Cuozzo	RHP	R/R	6-0	So.	Mechanicsville, Va./Hanover	
24	Sydney Hartgrove	C	R/R	5-9	Sr.	Hampstead, N.C./Topsail	
26	Savanah Henley	LHP	L/L	5-6	Gr.	Mechanicsville, Va./Mechanicsville	
27	Madison Greene	UT	R/R	5-5	Fr.	Purcellville, Va./Loudoun Valley	
28	Addison Thompson	OF	R/R	5-9	Fr.	Chesterfield, Va./Clover Hill	
30	Bella Cabral	IF	R/R	5-3	So.	Choctaw, Okla./Choctaw	
32	Reece Holbrook	IF/OF	R/R	5-8	Sr.	Cumming, Ga./Wesleyan	
34	Kelly Ayer	UT	L/R	5-4	Sr.	Mechanicsville, Va./Atlee	

COACHING STAFF

Head Coach: Joanna Hardin (Biola University, 2005/ninth season)
Associate Head Coach: Jeff Tylka (Knox College, 2001/second season)
Assistant Coach: Jamie Allred (McNeese State, 2016/second season)
Assistant Coach: Caty Reeves (Cal Baptist, 2010/first season)
Director of Player Development: Ellis Laveen



2024 VIRGINIA CAVALIERS RADIO & TV ROSTER



**KELSEY
HACKETT**
Jr. OF · 5-4 · R/R
Appomattox, Va.
(Appomattox County)



**KAILYN
JONES**
Sr. OF · 5-3 · L/R
Grayson, Ga.
(Grayson HS)



**COURTNEY
LAYNE**
Jr. LHP · 5-3 · R/R
Appomattox, Va.
(Appomattox County)



**BRIE
BIDDLE**
So. IF · 5-10 · R/R
Charlotte, N.C.
(Cannon School)



**KAMYRIA
WOODY-GIGGETTS**
So. OF · 5-1 · L/R
Halifax, Va.
(Halifax HS)



**SARAH
COON**
Sr. IF · 5-5 · R/R
Elmira, N.Y.
(Elmira HS)



**KASSIDY
HUDSON**
Jr. OF · 5-9 · L/L
Chesapeake, Va.
(Hickory HS)



**ALEX
CALL**
Fr. IF · 5-6 · R/R
Bradenton, Fla.
(Parrish Community HS)




**JADE
HYLTON**
Jr. IF · 5-5 · R/R
Martinsville, Va.
(Bassett HS)



**EDEN
BIGHAM**
Jr. RHP · 5-6 · R/R
Rustburg, Va.
(Rustburg HS)



**MC
EATON**
Jr. UT · 5-9 · R/R
Charlotte, N.C.
(Charlotte Christian School)



**REAGAN
HICKEY**
Fr. C/UTL · 5-7 · R/R
Atlanta, Ga.
(The Mount Vernon School)



**MELISSA
CARR**
So. C · 5-6 · R/R
Windsor, Va.
(Windsor HS)



**MACEE
EATON**
So. IF · 5-7 · L/R
Wheelersburg, Ohio
(Wheelersburg HS)



**AVA
HODGES**
Fr. RHP · 5-7 · R/R
Zebulon, N.C.
(North Raleigh Christian Academy)



**JULIA
CUZZO**
So. RHP · 6-0 · R/R
Mechanicsville, Va.
(Hanover HS)



**SYDNEY
HARTGROVE**
Jr. C · 5-9 · R/R
Hampstead, N.C.
(Topsail HS)



**SAVANNAH
HENLEY**
Gr. LHP · 5-5 · L/L
Mechanicsville, Va.
(Mechanicsville HS)



**MADISON
GREENE**
Fr. IF · 5-5 · R/R
Purcellville, Va.
(Loudoun County)



**ADDISON
THOMPSON**
Fr. OF · 5-9 · R/R
Chesterfield, Va.
(Clover Hill HS)




**BELLA
CABRAL**
So. IF · 5-3 · R/R
Choctaw, Okla.
(Choctaw HS)



**REECE
HOLBROOK**
Sr. IF/OF · 5-8 · R/R
Cumming, Ga.
(Wesleyan HS)



**KELLY
AYER**
Sr. OF · 5-4 · L/R
Mechanicsville, Va.
(Atlee HS)



**JOANNA
HARDIN**
HEAD COACH
Ninth Season



**JEFF
TYLKA**
ASSOCIATE HEAD COACH
Second Season



**JAMIE
ALLRED**
ASSISTANT COACH
Second Season



**CAIT
REEVES**
ASSISTANT COACH
First Season



**ELLIS
LAVEEN**
DIRECTOR OF PLAYER DEVELOPMENT
First Season



**ALDEN
FONTANA**
ATHLETIC TRAINER
Third Season