



# VIRGINIA

## 2017-18 VIRGINIA CAVALIER WOMEN'S BASKETBALL GAME NOTES

### 2017-18 Schedule/Results

Nov. 10	at No. 7 Mississippi St.	L 68-53
<b>Nov. 12</b>	<b>CENTRAL CONN</b> <sup>ACCNE</sup>	<b>W, 103-59</b>
<b>Nov. 16</b>	<b>GEORGIA</b> <sup>ACCNE</sup>	<b>L, 64-61</b>
Nov. 19	at Dayton	L, 61-46
<b>Nov. 21</b>	<b>HAMPTON</b> <sup>ACCNE</sup>	<b>W, 66-62</b>
<b>Nov. 25</b>	<b>HARVARD</b> <sup>ACCNE</sup>	<b>W, 50-48</b>
<b>Nov. 26</b>	<b>DUQUESNE</b> <sup>%ACCNE</sup>	<b>L, 74-63</b>
<b>Nov. 29</b>	<b>No. 15 MARYLAND</b> <sup>#ACCNE</sup>	<b>L, 60-59</b>
<b>Dec. 2</b>	<b>UNCG</b> <sup>ACCNE</sup>	<b>W, 68-50</b>
Dec. 4	at Rutgers <sup>BTN</sup>	L, 52-43
Dec. 17	vs Ohio <sup>^</sup>	W, 77-59
Dec. 18	vs Indiana <sup>^</sup>	WOT, 82-72
<b>Dec. 21</b>	<b>MANHATTAN</b> <sup>ACCNE</sup>	<b>W, 69-47</b>
<b>Dec. 28</b>	<b>PITTSBURGH</b> <sup>*ACCNE</sup>	<b>W, 62-50</b>
<b>Dec. 31</b>	<b>#23 SYRACUSE</b> <sup>*ACCNE</sup>	<b>W, 68-63</b>
Jan. 4	at NC State <sup>*ACCNE</sup>	W, 73-63
<b>Jan. 7</b>	<b>CLEMSON</b> <sup>*ACCNE</sup>	<b>W, 70-41</b>
Jan. 11	at Boston College <sup>*ACCNE</sup>	7 p.m.
Jan. 14	at No. 18 Duke <sup>*ESPN2</sup>	3 p.m.
<b>Jan. 21</b>	<b>VIRGINIA TECH</b> <sup>*RSN</sup>	<b>12:30 p.m.</b>
<b>Jan. 25</b>	<b>NORTH CAROLINA</b> <sup>*ACCNE</sup>	<b>7 p.m.</b>
Jan. 28	at Georgia Tech <sup>*ACCNE</sup>	1 p.m.
<b>Feb. 1</b>	<b>LOUISVILLE</b> <sup>*RSN</sup>	7 p.m.
Feb. 8	at Florida State <sup>*ACCNE</sup>	7 p.m.
Feb. 11	at Virginia Tech <sup>*ACCNE</sup>	2 p.m.
<b>Feb. 15</b>	<b>NOTRE DAME</b> <sup>*ACCNE</sup>	<b>7 p.m.</b>
<b>Feb. 18</b>	<b>MIAMI</b> <sup>*RSN</sup>	<b>12:30 p.m.</b>
Feb. 22	at Louisville <sup>*ACCNE</sup>	7 p.m.
Feb. 25	at Wake Forest <sup>*RSN</sup>	3 p.m.

\* ACC game

^ West Palm Invitational (Keiser University)

% Cavalier Classic Tournament

# Big Ten/ACC Challenge

[RSN] - ACC Regional Sports Networks

[ESPN2] - ESPN2

[ACCNE] - ACC Network Extra Streaming

[SEC] - SEC Network

All Times Eastern Rankings are Associated Press

### Games 18 • Thursday, January 11, 2018 • 7 p.m. ET

Silvio O. Conte Forum • Chestnut Hill, Mass.



Virginia Cavaliers (11-6, 4-0 ACC)

vs.

Boston College Eagles (6-9, 1-1 ACC)



Radio: WINA 1070-AM and 98.9 FM

Streaming Video: ACC Network Extra

- The Cavaliers head into the game riding a seven-game win streak. The last time the Cavaliers won seven games in a row was during the 2011-12 season when they went undefeated in the month of December to close out non-conference play. The last time the Cavaliers won eight games in a row was when the Debbie Ryan-led squad did so in 2008-09
- The Cavaliers have started ACC play 4-0 start for the first time since the 2000 season when the team started ACC play with nine-straight wins
- Virginia has had four players finish the Boston College game with double-digit points in each of the last two games.
- Felicia Aiyeotan has led or shared the team lead in rebounding in eight of the last nine games. She now ranks eighth in the ACC in rebounding, averaging 7.8 per game. In ACC contests, Aiyeotan is averaging 8.8 rebounds per game. Last year, Aiyeotan averaged 3.6 rebounds per game in conference games
- Aiyeotan comes into the game with 98 blocked shots in her career. She is vying to become the seventh player in program history to record 100 or more blocked shots as a Cavalier
- Aiyeotan has posted a double-double in three of the last four games
- The Cavaliers now have four players averaging double figures this season, led by Dominique Toussaint at 11.5 per game
- Toussaint has 19 assists to six turnovers in ACC games, the best ratio in the conference. Toussaint dished five assists against Clemson, the fifth time in the last six games that she has had at least five in a game
- Toussaint has scored in double figures in three of the last four games
- Jocelyn Willoughby led the team in scoring against Clemson, scoring 16 points. Willoughby has had back-to-back games with double-digit scoring after contributing 10 against NC State
- Willoughby has converted her last 11 free throw attempts, including going 6-of-6 at NC State and 4-of-4 against Clemson
- J'Kyra Brown is shooting 51.4 percent from three-point range (19-of-37) during the Cavaliers' win streak and averaging a team-best 12.9 points per game. Brown is averaging a career-high 10.2 points per game overall this season

### Projected Starting Lineup

G	1	Brianna Tinsley	Fr.	4.0 ppg	1.8 rpg	30 assts/10 stls
• Made her first career start at Dayton; 9 assists in 2 games of West Palm Invitational						
G	4	Dominique Toussaint	So.	11.5 ppg	3.3 rpg	62 assts/23 stls
• Team-high 16 points against Pitt; career-high seven assists against Pitt; leads team in scoring/assts						
G	13	Jocelyn Willoughby	So.	10.2 ppg	4.3 rpg	15 assts/28 stl
• Team high 16 points against Clemson						
G	23	Aliyah Huland El	Sr.	10.2 ppg	3.4 rpg	26 assts/15 stl/13 blk
• 17 points against Ohio; 10 rebounds against Indiana						
C	30	Felicia Aiyeotan	So.	7.4 ppg	7.8 rpg	44 blk
• Back-to-back double-doubles Pitt and Syracuse; leads ACC in blocked shots; 8th in rebounding						

**QUICK FACTS**
**THE UNIVERSITY OF VIRGINIA**

Name.....The University of Virginia  
 Founded.....by Thomas Jefferson in 1819  
 Nicknames.....Cavaliers, Wahoos, 'Hoos  
 Location.....Charlottesville, Va.  
 Enrollment.....23,883 (16,673 undergraduate)  
 President.....Teresa A. Sullivan (Michigan State '70)  
 Athletics Director.....Carla Williams (Georgia '89)  
 Conference.....Atlantic Coast Conference (ACC)  
 Colors.....Orange and Blue  
 Official Athletics Websites.....VirginiaSports.com  
 .....VirginiaSportsTV.com  
 University Website.....virginia.edu

**WOMEN'S BASKETBALL INFORMATION**

First Season of Basketball.....1973-74  
 All-Time Record.....907-446 (45th year)\*  
 All-Time Home Record.....448-200\*  
     John Paul Jones Arena.....146-49 (11th season)\*  
     University Hall.....302-149  
 All-Time ACC Record.....366-213 (40 years)\*  
 Home Facility.....John Paul Jones Arena (14,593)  
 Press Row Phone Number.....434-962-0579  
 NCAA Tournament Appearances/Last.....24/2010  
 NCAA Tournament Record.....33-24  
 WNIT Tournament Appearances/Last.....5/2017  
 WNIT Tournament Record.....14-9  
 2016-17 Record.....20-13  
 ACC Record/Finish.....7-9/8th  
 Letterwinners Returning/Lost.....10/1  
 Starters Returning/Lost.....4/1  
 Newcomers.....2

**COACHING & SUPPORT STAFF**

Head Coach.....Joanne Boyle  
 Career Record.....325-183\*  
 Virginia Record.....121-90\*  
 Assistant Coach.....La'Keshia Frett Meredith  
 Assistant Coach.....Katherine Graham  
 Assistant Coach.....Tim Taylor  
 Asst AD WBB Operations.....Sarah Holsinger  
 Assistant Director of Operations.....Kate Martin  
 Video Coordinator.....Andrew Yates  
 Athletic Trainer.....Craig Oates  
 Strength & Conditioning.....Morgan Foster  
 Equipment Manager.....Matt Althoff

\* as of Jan. 8, 2018

**INTERVIEW POLICY**

All interview requests for Virginia women's basketball must be made through Melissa Dudek in the Virginia Athletics Media Relations Office. Players' individual phone numbers will not be given to the media at any time. Game day interviews will not be granted until the postgame press conference opportunity. Please give a minimum of 24 hours notice for all interview requests.

**TEAM NOTES**

- Virginia is receiving votes in this week's *USA Today* Coaches' Poll, the third-highest vote tally of teams outside the top-25
- UVA is one of just three Power Five schools to have both their men's and women's basketball teams still undefeated in conference play (Notre Dame & Ohio State).
- The Cavaliers are in a three-way tie for first place in the ACC with No. 2 Notre Dame (4-0) and No. 3 Louisville (4-0)
- The Cavaliers have moved up to No. 49 in the RPI rankings
- Clemson quick recap: Virginia used an 11-0 run at the end of the second quarter to build up a 33-20 lead at halftime. Clemson narrowed the gap to single digits, 35-26, with 7:49 remaining in the third quarter, but the Cavaliers mounted a 15-2 run to take back control of the game. Virginia outscored the Tigers 20-10 in the fourth quarter to close out the victory.
- Virginia leads the ACC in scoring defense in conference games, holding opponents to 54.2 points per game, and is second in field goal percentage defense with opponents shooting 36.5 percent
- The Cavaliers were -1.8 in rebounding margin through the first 10 games of the season. During their seven-game win streak, the Cavaliers are +7.9 on the boards.
- Virginia scored an average of 61.2 points per game in their first 10 games of the season. During their six-game win streak, they are averaging 71.6 points per game with a +15.1 scoring margin
- Virginia shot 50.0 percent against Clemson (28-of-56), the fifth time this season they have made at least 50.0 percent of their shots
- Only one team, Indiana, has shot better than 40.0 percent against UVA this season (43.9 percent, 25-of-57). The Cavaliers have held all four ACC opponents to shooting less than 38.0 percent
- Virginia has had fewer turnovers than its opponent in each of the last five games, including have eight fewer than the Tigers on Sunday. Virginia is +5.0 in turnovers in ACC games, second best in the league
- The Cavaliers scored 24 points off 19 Clemson turnovers. In ACC games this season, Virginia is forcing 18.25 turnovers per game and scoring 18.75 points per contest off the miscues

**BOSTON COLLEGE**

- Virginia leads the all-time series, 13-5, and has won each of the last four meetings
- Boston College is coming off a bye last Sunday
- The Eagles snapped a three-game losing streak with a 77-64 victory over North Carolina last Thursday at the Conte Forum. BC used an 8-0 run in the middle of the second quarter, then a 6-0 to close the quarter, outscoring the Tar Heels 19-11 to take command of the lead for the first time since the start of the game. BC went to the locker room up 32-28.
- Taylor Ortlepp scored 23 points against UNC, including hitting five three-pointers
- Guard Milan Bolden-Morris was named ACC Rookie of the Week this week after scoring 18 points in the Eagles' victory over North Carolina, tying her previous career-high. This is the second time this season Bolden-Morris received this honor. The first was on Dec. 26, 2017 when she averaged 17 points a game and shot 50 percent in two games for the Eagles. She is currently BC's leading scorer with a 13.3 points per game average
- The Cavaliers won last year's contest 62-55 at JPJ. The game was tied 40-40 at the end of the third quarter, but the Cavaliers edged out to a 56-49 lead with 1:14 on back-to-back layups from Jocelyn Willoughby and Lauren Moses. The Cavaliers went 10-of-13 from the free throw line in the fourth quarter to help seal the victory. Aliyah Huland El started the game red hot, scoring 12 points in the first 16 minutes of the game
- Boston College is 5-3 at home this season with wins over Bryant, Fordham, Houston, New Hampshire and North Carolina

### QUICK HITTERS AND FUN FACTS ABOUT THE HOOS

- Sophomore forward/guard Jocelyn Willoughby was appointed as the non-voting, student-athlete member of the NCAA Division I Women's Basketball Oversight Committee. Willoughby is the lone student-athlete on the 15-member committee with her tenure running through June 2020. The goals of the committee are to advance the game and perception of women's basketball, improve the student-athlete experience and put an emphasis on the personal growth of student athletes. Along with the goals, it will also work to supervise qualifications and/or selection procedures for the NCAA Division I Women's Basketball Championship and provide direction to the NCAA Division I Women's Basketball Rules Committee regarding playing rules
- Aliyah Huland EI is majoring in kinesiology and wants to become a pediatrician
- J'Kyra Brown is an accomplished bowler. She took up bowling at four years old and holds several lane records back home at the Rocky Mount Bowling Center. Her all-time best is a 275 and she also has a 248 game. She owns five different bowling balls. The Black Widow is her baby, but she also has a SpongeBob ball that she got when she was 10 that she uses for spares, for straight balls or corner shots
- Dominique Toussaint's dream one-on-one match-up is to go up against Sue Bird. Her favorite sports team is the New York Liberty
- Lauren Moses can juggle. Moses also uses these three words to describe herself: motivated, resilient, goofy
- The 1992-93 ACC Champion Cavalier team will be honored on January 21 (Virginia Tech game) as part of this year's National Girls and Women in Sports Day celebration. National Girls and Women in Sports Day brings national attention to the achievements of female athletes and to issues facing girls and women in sport. The event is co-sponsored by the University of Virginia Athletics Department and Women's Center. This season marks the 25th anniversary of the squad that won the ACC regular-season title and captured the ACC Tournament Championship for the second consecutive season in a triple-overtime thriller against Maryland.
- The Cavaliers took a foreign tour this summer, spending seven days in Costa Rica in August, taking on a Canadian team as well as the Costa Rican National Team. It allowed the squad time to practice as well as the experience of getting three exhibition games under their belt. While in Costa Rica, the team went zip lining through a jungle while others went on an ATV tour. Some of them took surfing lessons as well as seeing wildlife that included a river filled with crocodiles. Their favorite part of the trip, however, was a trip to an orphanage, an activity they enjoyed so much, the itinerary of the trip was altered to allow a return visit to see the kids

### LANGUAGE OF HOOPS

- Lisa Jablonowski is fluent in four languages (English, German, Luxembourgish and French) as well as being able to speak some conversational Polish and a little Spanish
- Felicia Aiyeotan is fluent in Yoruba
- Aliyah Huland EI and Lauren Moses studied abroad in Valencia, Spain, during the summer of 2016 and spoke nothing but Spanish while they were living there

### WHAT'S IN A NAME?

- Felicia Aiyeotan's first name means "fortunate, lucky"
- Dominique Toussaint was "named after the country my parents are from: Dominica"
- Jocelyn Willoughby: "There's a jazz singer named Jocelyn Brown. My dad really liked her name, Jocelyn, and decided that if he had a daughter, that would be her name."
- Lisa Jablonowski's middle name is her grandmother's name
- J'Kyra Brown: "My initials are JMB, the same initials of my Dad's name as well as his two brothers"
- Jae'Lisa Allen: Dad name - Jason, mom's name - Lisa = Jae'Lisa

### **VIRGINIA RECORD BOOK**

#### **1000 POINTS CLUB**

1.	2540	Monica Wright (200-10)
2.	2135	Dawn Staley (1989-92)
25.	1122	LaTonya Blue (2002-05)
26.	1080	Breyana Mason (2014-17)
27.	1070	Schuye LaRue (2000-01)
28.	1053	Siedah Williams (2004-07)
29.	1034	Svetlana Volnaya (1999-01)
30.	1028	Sarah Imovbioh (2013-15)
31.	1023	Chelsea Shine (2009-12)
32.	1003	Jenny Boucek (1993-96)

<b>NR</b>	<b>942</b>	<b>Lauren Moses (2015-present)</b>
<b>NR</b>	<b>917</b>	<b>Aliyah Huland EI (2015-present)</b>

#### **BLOCKS- CAREER**

1.	330	DeMya Walker (1996-99)
2.	152	Heather Burge (1990-93)
3.	139	Jocelyn Logan-Friend (2002-05)
4.	123	Monick Foote (1995-99)
5.	110	Tonya Cardoza (1987-91)
6.	108	Heidi Burge (1990-93)
7.	99	Chrissy Reese (1980-83)
<b>8.</b>	<b>98</b>	<b>Felicia Aiyeotan (2017-present)</b>
9.	96	Laurie Carter (1984-88)
10.	86	Schuye LaRue (1999-01)

#### **BLOCKS- SEASON**

1.	95	DeMya Walker (1998)
2.	84	DeMya Walker (1997)
3.	83	DeMya Walker (1999)
4.	68	DeMya Walker (1996)
5.	63	Jocelyn Logan-Friend (2005)
6.	56	Chrissy Reese (1980)
7.	54	Felicia Aiyeotan (2017)
8.	49	Heather Burge (1993)
9.	46	Schuye LaRue (2000)
<b>NR.</b>	<b>44</b>	<b>Felicia Aiyeotan (2018)</b>

**2017-18 VIRGINIA WOMEN'S BASKETBALL ROSTER**
**NUMERICAL**

NO.	NAME	POS.	HT.	CLASS	HOMETOWN / PREVIOUS SCHOOL
1	Brianna Tinsley	Guard	5-7	Fr.	Madison, Va./St. Anne's-Belfield
2	Jae'Lisa Allen	Forward	6-2	Sr.	Pine Bluff, Ark./White Hall
3	Lauren Moses	Forward	6-2	Sr.	Mount Holly, N.J./Rancocas Valley
4	Dominique Toussaint	Guard	5-9	So.	Staten Island, N.Y./Christ the King
5	Khyasia Caldwell	Guard	5-5	Fr.	Pocono Summit, Pa./Pocono Mountain East
10	J'Kyra Brown	Guard	5-11	Sr.	Rocky Mount, N.C./Rocky Mount HS/East Carolina
13	Jocelyn Willoughby	Guard	6-0	So.	East Orange, N.J./Newark Academy
14	Lisa Jablonowski	Forward	6-3	So.	Ernster, Luxembourg/Lycees des Garcons
20	Amandine Toi	Guard	5-11	Fr.	Paris, France / ISEP Academy
23	Aliyah Huland El	Guard	6-1	Sr.	Randolph, N.J./Randolph
30	Felicia Aiyeotan	Center	6-9	So.	Lagos, Nigeria/Blair Academy (N.J.)
32	Moné Jones	Forward	6-3	Jr.	Durham, N.C./Riverside
35	Shakyna Payne	Forward	6-3	So.	Acworth, Ga./SW Atlanta Christian Academy

**ALPHABETICAL**

NO.	NAME	POS.	HT.	CLASS	HOMETOWN / PREVIOUS SCHOOL
30	Felicia Aiyeotan	Center	6-9	So.	Lagos, Nigeria/Blair Academy (N.J.)
2	Jae'Lisa Allen	Forward	6-2	Sr.	Pine Bluff, Ark./White Hall
10	J'Kyra Brown	Guard	5-11	Sr.	Rocky Mount, N.C./Rocky Mount HS/East Carolina
5	Khyasia Caldwell	Guard	5-5	Fr.	Pocono Summit, Pa./Pocono Mountain East
23	Aliyah Huland El	Guard	6-1	Sr.	Randolph, N.J./Randolph
4	Lisa Jablonowski	Forward	6-3	So.	Ernster, Luxembourg/Lycees des Garcons
32	Moné Jones	Forward	6-3	So.	Durham, N.C./Riverside
3	Lauren Moses	Forward	6-2	Sr.	Mount Holly, N.J./Rancocas Valley
35	Shakyna Payne	Forward	6-3	So.	Acworth, Ga./SW Atlanta Christian Academy
1	Brianna Tinsley	Guard	5-7	Fr.	Madison, Va./St. Anne's-Belfield
20	Amandine Toi	Guard	5-11	Fr.	Paris, France / ISEP Academy
4	Dominique Toussaint	Guard	5-9	So.	Staten Island, N.Y./Christ the King
13	Jocelyn Willoughby	Guard	6-0	So.	East Orange, N.J./Newark Academy

**HEAD COACH:** Joanne Boyle (Duke '85), 7th Year at Virginia

**ASSISTANT COACH:** La'Keshia Frett Meredith (Georgia '97), 5th year at Virginia

**ASSISTANT COACH:** Katherine Graham (LSU, '11), 2nd year at Virginia

**ASSISTANT COACH:** Tim Taylor (James Madison, '89), 9th year at Virginia

**PRONUNCIATION GUIDE**

Felicia Aiyeotan	eye-OH-tahn
Jae'Lisa Allen	JAY-lisa
J'Kyra Brown	Juh-KYE-rah
Khyasia Caldwell	KIE-Asia
Aliyah Huland El	ahh-LEE-uh HEW-land ELLE
Lisa Jablonowski	LEE-zuh YOB-lo-NOW-skee
Shakyna Payne	shuh-KYE-nuh
Amandine Toi	Ah-moe-DEEN TWAH
Dominique Toussaint	too-SAWN
La'Keshia Frett Meredith	Lah-KEE-shah

# 30 FELICIA AIYEOTAN



**6-9 • Sophomore • Center • Lagos, Nigeria • Blair Academy (N.J.)**

## 2017-18

- Currently leads the ACC in blocked shots and is eighth in rebounding (1/8)
- Made her first career start at Mississippi State (11/10)
- Had her second career double-double against Central Connecticut with 12 points and 10 rebounds (11/12)
- Had eight points with seven rebounds against Georgia (11/16)
- Came off the bench to score 10 points with six rebounds and six blocked shots in the game against Maryland, going 5-of-7 from the field (11/29)
- Had a career-high 14 rebounds with 10 points in 22 minutes against Ohio (12/17)
- Back-to-back double-doubles against Pitt and Syracuse to start ACC play. Added a third double-double against Clemson, giving her three in the first four ACC contests of 2018

## 2016-17

- Third in the ACC in blocked shots
- Her 53 blocked shots this season is seventh in the Virginia record book for blocked shots in a single season. Had more blocked shots this season than the entire team did in 2013-14

## OTHER

- Is 6-9 with a wing span of 7-3
- Played her senior season at Blair Academy (N.J.), averaging 14.0 points per game. As a junior at Nuemann Goretti High in Philadelphia, Pa., won the national title with the team going 30-0 and finishing as the top-ranked high school team in the country
- Rated as the No. 87 overall prospect and No. 14 at her position by ProspectNation and No. 15 among all 2016-17 centers by ESPN HoopGurlz
- Played on the Nigerian U16 National Team

## 2017-18 GAME-BY-GAME:

Opponent	GS	FG-FGA	3FG-3FGA	FT-FTA	Off-Def	Total Reb	PF	Points	A	TO	Blk	Stl	Min
at Miss St	*	1-2	0-0	2-4	2-5	7	1	4	0	2	4	0	29
CENT CONN	*	6-11	0-0	0-2	6-4	10	3	12	0	0	1	1	18
GEORGIA	*	3-8	0-0	2-2	2-5	7	1	8	1	2	1	1	29
at Dayton	*	2-6	0-0	1-2	2-4	6	2	5	0	2	2	0	12
HAMPTON		1-2	0-0	0-0	0-3	3	3	2	0	1	3	0	15
HARVARD		2-6	0-0	2-3	6-1	7	3	6	2	0	0	0	15
DUQUESNE		1-1	0-0	0-0	0-5	5	1	2	2	2	3	0	17
MARYLAND		5-7	0-0	0-2	1-5	6	2	10	0	2	6	0	27
UNCG	*	3-8	0-0	2-4	2-7	9	1	8	1	5	6	0	26
at Rutgers	*	3-7	0-0	0-0	2-9	11	1	6	1	2	4	0	37
vs Ohio	*	4-11	0-0	2-4	6-8	14	0	10	0	0	3	0	22
vs Indiana	*	5-8	0-0	0-0	2-1	3	2	10	2	4	0	0	17
MANHATTAN	*	3-5	0-0	1-1	2-7	9	1	7	0	2	1	0	22
PITT	*	5-6	0-0	0-0	4-6	10	0	10	1	2	3	0	24
SYRACUSE	*	6-10	0-0	0-2	2-8	10	1	12	3	3	2	1	28
at NC State	*	2-7	0-0	0-0	2-3	5	4	4	0	2	1	0	21
CLEMSON	*	4-8	0-0	2-3	3-7	10	0	10	2	2	4	1	18
at BC													
at Duke													
VIRGINIA TECH													
UNC													
at Georgia Tech													
LOUISVILLE													
at FSU													
at Virginia Tech													
NOTRE DAME													
MIAMI													
at Louisville													
at Wake													

## SINGLE GAME BESTS

### POINTS

Season: 12 vs CCSU (11/12)  
 Career: 23 vs Coppin State (11/13/16)

### REBOUNDS

Season: 14 vs Ohio (12/17)  
 Career: 14 vs Ohio (12/17/17)

### FG MADE

Season:  
 Career: 10 vs Coppin State (11/13/16)

### FG ATTEMPTS

Season: 11 (2x)  
 Career: 12 vs Coppin State (11/13/16)

### FG PERCENTAGE

Season: 5-of-6 vs Pitt (12/28)  
 Career: 8-of-9 (.889) vs UIC (12/16/16)

### FT MADE

Season:  
 Career: 3

### FT ATTEMPTS

Season:  
 Career: 4

### ASSISTS

Season: 3 vs Syracuse (12/31)  
 Career: 3 vs Syracuse (12/31/17)

### BLOCKS

Season: 6 (2x), last vs UNCG (12/2)  
 Career: 6 (multiple)

### STEALS

Season:  
 Career: 2, Nebraska (11/26/16)

### Double Doubles:

Season: 5, last vs. Clemson (1/7)  
 Career: 6, last vs. Clemson (1/7/18)

## VIRGINIA CAREER STATISTICS

Year	G-GS	Min/Avg	FG-FGA	Pct.	3FG-A	Pct.	FT-FTA	Pct.	O-D	T	Avg.	Pf-DQ	Ast	TO	Blk	St	Pts	Avg
2016-17	33-0	411/12.5	65-125	.520	0-0	.000	21-32	.656	42-79	121	3.7	28-0	14	39	54	4	151	4.6
2017-18	17-13	377/22.2	56-113	.496	0-0	.000	14-29	.483	44-88	132	7.8	26-0	15	33	44	4	126	7.4
TOTAL	50-13	788/15.8	121-238	.508	0-0	.000	35-61	.574	86-167	253	5.1	54-0	29	72	98	8	277	5.5

# 2 JAE'LISA ALLEN



6-2 • Senior • Forward • Pine Bluff, Ark. • White Hall

## AT VIRGINIA 2017-18

- Played a career-high 20 minutes against Coppin State, scoring 5 points with three rebounds
- Scored four points in the win over UNCG, playing 12 minutes (12/2)

## SINGLE GAME BESTS

### POINTS

Season: 4 vs UNCG (12/2)

Career: 5 vs Coppin State (11/13/16)

### REBOUNDS

Season:

Career: 3 (2x)

### FG MADE

Season:

Career: 2

### FG ATTEMPTS

Season:

Career: 4

### 3 PT FG MADE

Season:

Career:

### 3 PT FG ATTEMPTS

Season:

Career:

### FT MADE

Season:

Career:

### FT ATTEMPTS

Season:

Career:

### ASSISTS

Season:

Career:

### BLOCKS

Season:

Career:

### STEALS

Season:

Career:

## 2017-18 GAME-BY-GAME

Opponent	GS	FG-FGA	3FG-3FGA	FT-FTA	Off-Def	Total Reb	PF	Points	A	TO	Blk	Stl	Min
at Miss St		DNP											
CCSU		1-2	0-0	1-2	2-0	2	1	3	1	0	1	0	15
GEORGIA		DNP											
at Dayton		DNP											
HAMPTON		DNP											
HARVARD		DNP											
DUQUESNE		DNP											
MARYLAND		DNP											
UNCG		2-4	0-0	0-0	0-0	0	0	4	1	2	0	1	12
at Rutgers		0-1	0-0	0-0	0-0	0	0	0	0	0	0	0	3
vs Ohio		1-1	0-0	0-0	0-2	2	2	2	0	0	0	0	8
vs Indiana		DNP											
MANHATTAN		0-0	0-0	0-0	0-1	1	1	0	0	0	0	0	6
PITT		DNP											
SYRACUSE		INJ											
at NC State		INJ											
CLEMSON		INJ											
at BC													
at Duke													
VIRGINIA TECH													
UNC													
at Georgia Tech													
LOUISVILLE													
at FSU													
at Virginia Tech													
NOTRE DAME													
MIAMI													
at Louisville													
at Wake													

## VIRGINIA CAREER STATISTICS

Year	G-GS	Min/Avg	FG-FGA	Pct.	3FG-A	Pct.	FT-FTA	Pct.	O-D	T	Avg.	Pf-DQ	Ast	TO	Blk	St	Pts	Avg
2014-15	4-0	13/3.3	1-3	.333	0-0	.000	0-0	.000	0-2	2	0.5	3-0	0	0	0	0	2	0.5
2015-16	9-0	24/2.7	2-9	.222	0-0	.000	0-0	.000	4-1	5	0.6	3-0	0	2	0	0	4	0.4
2016-17	16-0	94/5.9	3-13	.231	0-0	.000	4-7	.571	6-5	11	0.7	14-0	2	6	1	2	10	0.6
2017-18	6-0	44/7.3	4-9	.444	0-0	.000	1-2	.500	2-3	5	0.8	4-0	2	2	1	2	9	1.5
TOTAL	35-0	175/5.0	10-34	.294	0-0	.000	5-9	.556	12-11	23	0.7	24-0	4	10	2	4	25	0.7

# 10 J'KYRA BROWN



5-11 • R-Senior • Guard • Rocky Mount, N.C. • Rocky Mount High School

## AT VIRGINIA 2017-18

- Was in the starting lineup for the season-opener at Mississippi State, the 11th start of her UVA career
- Brought down seven rebounds against Georgia (11/16)
- Scored a team-high 15 points while going 4-of-4 from three-point range against UNCG (12/2)
- Had 13 points at Rutgers, scoring eight of UVA's first 10 points in the contest (12/4)
- Scored a career-high 24 points in the win over Indiana (12/18), going 7-of-11 from the field and 6-of-6 from the freethrow line
- Had a streak of six-straight games scoring in double-digits from Nov. 26 (Dukesne) to Dec. 18 (Indiana), averaging 15.3 ppg in that span

## 2016-17

- Scored a UVA career high 18 points against Coppin State (11/13)
- Started the season with a 9-1 assist-to-turnover ratio in the first 3 games
- Made her 1st start of season against UIC, scoring 7pts with 5 assists
- Scored 14 points on 6-of-8 shooting against Md. Eastern Shore (12/21)
- Scored nine points with a team-high 10 rebounds against UMBC (12/28)
- Let the team in scoring (10 pts) and rebounding (6 reb) at Pitt (1/22)
- Made her second start of the season at Notre Dame, scoring 11 points in the first half and 14 overall, also dishing five assists and grabbing five steals (1/29)
- Recorded first career double-double (12 pts/10 rebs) in win over Georgia Tech (2/2)
- Scored 16 points in the first half against Wake Forest (2/12)
- Started both games of the WNIT, scoring 14 points in the win at Saint Joseph's, including 9 points in fourth quarter

## 2017-18 GAME-BY-GAME

Opponent	GS	FG-FGA	3FG-3FGA	FT-FTA	Off-Def	Total Reb	PF	Points	A	TO	Blk	Stl	Min
at Miss St	*	2-8	0-2	0-0	0-4	4	4	4	0	6	0	1	32
CENT CONN	*	3-6	1-4	1-2	0-4	4	0	8	2	3	0	1	15
GEORGIA	*	0-3	0-3	1-2	1-6	7	1	1	2	3	0	1	22
at Dayton		3-12	2-6	0-0	0-5	5	3	8	1	3	0	0	33
HAMPTON		2-6	2-5	0-0	0-3	3	0	6	2	1	0	0	24
HARVARD		1-7	0-4	1-2	0-1	1	2	3	0	1	0	0	24
DUQUESNE		4-9	2-5	5-6	1-3	4	5	15	2	3	0	1	36
MARYLAND		5-10	1-3	0-0	0-1	1	0	11	4	1	0	2	30
UNCG		5-6	4-4	1-2	0-6	6	3	15	4	1	0	0	29
at Rutgers	*	5-11	3-8	0-2	1-5	6	3	13	3	0	0	1	40
vs Ohio		4-6	4-5	2-2	1-4	5	2	14	6	4	0	0	28
vs Indiana		7-11	4-7	6-6	2-2	4	1	24	2	4	0	0	36
MANHATTAN		3-9	1-4	1-1	1-2	3	1	8	4	3	1	2	28
PITT		3-10	3-5	0-0	0-2	2	3	9	1	3	0	0	28
SYRACUSE		4-10	2-6	2-4	2-4	6	0	12	3	2	1	2	27
at NC State		5-9	4-6	4-8	1-4	5	3	18	2	3	0	1	34
CLEMSON		2-5	1-4	0-0	1-0	1	0	5	3	1	0	3	26
at BC													
at Duke													
VIRGINIA TECH													
UNC													
at Georgia Tech													
LOUISVILLE													
at FSU													
at Virginia Tech													
NOTRE DAME													
MIAMI													
at Louisville													
at Wake													

## SINGLE GAME BESTS

### POINTS

Season: 24 vs Indiana (12/18)  
Career: 24 vs Indiana (12/18/17)

### REBOUNDS

Season: 7 vs Georgia (11/16)  
Career: 10 (3x) last vs. Georgia Tech (2/2)

### FG MADE

Season: 7 vs Indiana (12/18)  
Career: 7 vs Indiana (12/18/17)

### FG ATTEMPTS

Season: 12 at Dayton (11/19)  
Career: 14 at Notre Dame (1/29/16)

### FG Percentage

Season: 5-6 vs UNCG (12/2)  
Career: 5-6 vs UNCG (12/2/17)

### 3 PT FG MADE

Season: 4 vs UNCG (12/2)  
Career: 4 (several)

### 3 PT FG ATTEMPTS

Season: 8 at Rutgers (12/4)  
Career: 9 at Miami (2/9/17)

### 3 PT FG Percentage

Season: 4-4 vs UNCG (12/2)  
Career: 4-4 vs UNCG (12/2/17)

### FT MADE

Season: 6 vs Indiana (12/18)  
Career: 8 vs Florida State (2/16/17)

### FT ATTEMPTS

Season: 8 at NC State (1/4)  
Career: 10 vs Florida State (2/16/17)

### ASSISTS

Season: 4 (2x) last vs UNCG (12/2)  
Career: 6 (2x) last at Syracuse (1/2/17)

### STEALS

Season: 1 at Rutgers (12/4)  
Career: 5 at Notre Dame (1/29/17)

### DOUBLE DOUBLES

Season:  
Career: 1 vs Georgia Tech (2/2)

## AT EAST CAROLINA

Year	G-GS	Min/Avg	FG-FGA	Pct.	3FG-A	Pct.	FT-FTA	Pct.	O-D	T	Avg.	Pf-DQ	Ast	TO	Blk	St	Pts	Avg
2013-14	31-1	341/11.0	63-155	.406	27-81	.333	31-42	.738	21-31	52	1.7	45-0	25	41	9	16	184	5.9
<b>AT VIRGINIA</b>																		
Year	G-GS	Min/Avg	FG-FGA	Pct.	3FG-A	Pct.	FT-FTA	Pct.	O-D	T	Avg.	Pf-DQ	Ast	TO	Blk	St	Pts	Avg
2015-16	33-6	545/16.5	51-168	.304	27-85	.318	37-52	.712	31-61	92	2.8	60-0	30	50	3	23	166	5.0
2016-17	33-4	808/24.5	86-220	.391	48-127	.378	65-91	.714	42-95	137	4.2	64-1	67	73	4	36	285	8.6
2017-18	17-4	492/28.9	58-138	.420	34-81	.420	24-37	.649	11-56	67	3.9	31-1	41	42	2	15	174	10.2
TOTAL	83-14	1845/22.2	195-526	.371	109-293	.372	126-180	.700	84-212	296	3.6	155-2	138	165	9	74	625	7.5

# 5 KHYASIA CALDWELL



5-5 • Freshman • Guard • Pocono Summit, Pa. • Pocono Mountain East

## AT VIRGINIA

### 2017-18

- Made her collegiate debut at Mississippi State, scoring two points and grabbing a steal in two minutes on the court (11/10)
- Scored four points in four minutes against Manhattan (12/21)
- Will be a two-sport athlete at UVA, also be competing for the track & field team in the spring

## HIGH SCHOOL/CLUB

- Four-year varsity letter winner in basketball at Pocono Mountain East High School
- Earned Second Team All-Conference honors her freshman season, tying her school record for single-game rebounding with 23 in one contest
- First Team All-Conference her sophomore and senior seasons
- Junior season was named the Pocono Record Girl's Basketball Player of the Year
- Reached the 1,000 career point mark her senior year while averaging 14 points, 7.4 assists and 9 rebounds per game
- Also competed in track: Three-time PIAA State Champion in the long jump
- Holds school records in four events: the 100 (12.14), 200 (24.54), 400 (57.94) and long jump (20-5), and owns the long jump record in both the Eastern Pennsylvania Conference and District 11

## 2017-18 GAME-BY-GAME

Opponent	GS	FG-FGA	3FG-3FGA	FT-FTA	Off-Def	Total Reb	PF	Points	A	TO	Blk	Stl	Min
at Miss St	1-2	0-0	0-0	0-0	0-0	0	0	2	0	0	0	1	2
CENT CONN	2-3	1-2	0-2	1-1	2	3	5	1	0	0	0	0	9
GEORGIA	0-0	0-0	0-0	0-0	0	0	0	0	0	0	0	0	0
at Dayton	0-0	0-0	0-0	0-0	0	0	0	0	0	0	0	0	0+
HAMPTON	DNP												
HARVARD	DNP												
DUQUESNE	0-0	0-0	0-0	0-0	0	2	0	0	0	0	0	0	0+
MARYLAND	DNP												
UNCG	0-0	0-0	0-0	0-0	0	1	0	0	1	0	0	0	5
at Rutgers	0-0	0-0	0-0	0-0	0	0	0	0	0	0	0	0	1
vs Ohio	0-3	0-0	0-0	0-0	0	1	0	0	0	0	0	0	3
vs Indiana	DNP												
MANHATTAN	1-1	0-0	2-2	0-0	0	0	4	0	0	0	0	0	4
PITT	DNP												
SYRACUSE	DNP												
at NC State	DNP												
CLEMSON	1-2	0-0	0-0	0-0	0	1	2	0	0	0	0	0	4
at BC													
at Duke													
VIRGINIA TECH													
UNC													
at Georgia Tech													
LOUISVILLE													
at FSU													
at Virginia Tech													
NOTRE DAME													
MIAMI													
at Louisville													
at Wake													

## SINGLE GAME BESTS

### POINTS

Season: 5 vs CCSU (11/12)

### REBOUNDS

Season:

### FG MADE

Season:

### FG ATTEMPTS

Season:

### 3 PT FG MADE

Season:

### 3 PT FG ATTEMPTS

Season:

Career:

### FT MADE

Season:

### FT ATTEMPTS

Season:

### ASSISTS

Season:

### BLOCKS

Season:

### STEALS

Season:

## VIRGINIA CAREER STATISTICS

Year	G-GS	Min/Avg	FG-FGA	Pct.	3FG-A	Pct.	FT-FTA	Pct.	O-D	T	Avg.	Pf-DQ	Ast	TO	Blk	St	Pts	Avg
2017-18	10-0	28/2.8	5-11	.455	1-2	.500	2-4	.500	1-1	2	0.2	9-0	1	1	0	1	13	1.3



# 23 ALIYAH HULAND EL



6-1 • Senior • Guard • Randolph, N.J. • Randolph High School

## AT VIRGINIA 2017-18

- Came off the bench to go 5-of-6 from the field for 13 points against Central Connecticut (11/12)
- Had a season-high seven rebounds against Georgia (11/16)
- Made her first start of the season against Hampton, scoring 10 points in the first half (11/21)
- Named to the Cavalier Classic all-tournament team after hitting the game-tying three-pointer against Harvard (11/25) and scoring a team-high 17 points against Duquesne (11/26)
- Grabbed 10 rebounds in the overtime win against Indiana (12/18)

## 2016-17

- Had the first double-double of her career with 12 points and 10 assists against Coppin State, the first UVA player to have double-digit assists in a game since Sharneé Zoll had 11 in 2008
- Scored 11 points in the first quarter in the win over Rutgers (11/20)
- Back-to-back 16-point games against Rutgers and St. John's (11/20, 25)
- Made her first five field goal attempts against BC, scoring 12 points in the first 16 minutes (1/15)
- Scored 10 points against NC State, with seven coming in the final quarter (2/26)

## 2017-18 GAME-BY-GAME:

Opponent	GS	FG-FGA	3FG-3FGA	FT-FTA	Off-Def	Total Reb	PF	Points	A	TO	Blk	Stl	Min
at Miss St		2-6	0-2	2-2	0-0	0	2	6	0	0	0	0	21
CENT CONN		5-6	1-1	2-2	0-1	1	1	13	2	1	1	3	17
GEORGIA		3-4	2-3	1-2	2-5	7	2	9	2	2	1	1	20
at Dayton		3-6	1-2	1-1	1-2	3	3	8	1	1	2	1	27
HAMPTON	*	3-9	2-3	2-2	0-2	2	1	10	2	1	1	2	29
HARVARD	*	2-6	2-5	2-2	2-3	5	2	8	4	4	2	2	26
DUQUESNE	*	5-13	4-10	3-5	2-2	4	3	17	0	1	1	0	23
MARYLAND	*	3-5	1-3	2-2	0-1	1	2	9	1	2	2	0	23
UNCG	*	5-8	3-4	0-0	0-3	3	4	13	2	5	1	1	30
at Rutgers	*	1-4	0-2	1-2	2-2	4	4	3	2	2	0	0	25
vs Ohio	*	8-15	1-2	0-0	3-0	3	2	17	1	2	1	0	25
vs Indiana	*	3-11	1-4	0-0	3-7	10	2	7	1	3	0	0	32
MANHATTAN	*	3-8	0-3	1-1	1-1	2	1	7	2	3	0	2	24
PITT	*	3-7	0-2	4-4	0-2	2	2	10	0	1	1	0	25
SYRACUSE	*	4-8	3-5	4-6	3-2	5	1	15	2	2	0	1	35
at NC State	*	5-11	1-4	2-2	1-3	4	0	13	1	2	0	0	37
CLEMSON	*	4-7	0-2	0-1	1-1	2	0	8	3	2	0	2	25
at BC													
at Duke													
VIRGINIA TECH													
UNC													
at Georgia Tech													
LOUISVILLE													
at FSU													
at Virginia Tech													
NOTRE DAME													
MIAMI													
at Louisville													
at Wake													

## SINGLE GAME BESTS

### POINTS

Season: 17 (2x) last vs Ohio (12/17)  
Career: 23 vs Louisville (1/5/17)

### REBOUNDS

Season: 10 vs Indiana (12/18)  
Career: 10 (2x) vs Indiana (12/18/17)

### FG MADE

Season: 8 vs Ohio (12/17)  
Career: 9 vs Longwood (11/22/15)

### FG ATTEMPTS

Season: 15 vs Ohio (12/17)  
Career: 15 (2x)

### FG SHOOTING

Season: 5-6 (.833) vs CCSU (11/12)  
Career: 7-10 (.700) vs NJIT (12/5/15)

### 3 PT FG MADE

Season: 4 vs Duquesne (11/26)  
Career: 4, several

### 3 PT FG ATTEMPTS

Season: 10 vs Duquesne (11/26)  
Career: 10 vs Duquesne (11/26/17)

### 3 PT FG PERCENTAGE

Season: 3-of-4 vs UNCG (12/2)  
Career: 3-of-3 vs Miami (1/3/16)

### FT MADE

Season:  
Career: 7 at Auburn (11/19/15)

### FT ATTEMPTS

Season:  
Career: 8 at Auburn (11/19/15)

### ASSISTS

Season: 2 (2x) last vs. Georgia (11/16)  
Career: 10 vs Coppin State (11/13/16)

### BLOCKS

Season: 1 (2x) last vs Georgia (11/16)  
Career: 3 (2x) last vs Miami (1/3/16)

### STEALS

Season: 3 vs. CCSU (11/12)  
Career: 4 vs Longwood (12/16/14)

### DOUBLE DOUBLES

Season:  
Career: 1 vs Coppin State (11/13/16)

## VIRGINIA CAREER STATISTICS

Year	G-GS	Min/Avg	FG-FGA	Pct.	3FG-A	Pct.	FT-FTA	Pct.	O-D	T	Avg.	Pf-DQ	Ast	TO	Blk	St	Pts	Avg
2014-15	31-1	552/17.8	63-189	.333	23-93	.247	24-32	.750	19-34	53	1.7	59-0	29	43	10	24	173	5.6
2015-16	34-10	853/25.1	120-281	.427	35-107	.327	51-63	.810	40-74	114	3.4	90-4	46	94	21	35	326	9.6
2016-17	33-23	750/22.7	87-222	.392	35-113	.310	36-51	.706	29-70	99	3.0	65-0	43	49	19	24	245	7.4
2017-18	17-13	444/26.1	62-134	.463	22-57	.386	27-34	.794	21-37	58	3.4	32-0	26	34	13	15	173	10.2
TOTAL	115-47	2599/22.6	332-826	.402	115-370	.311	138-180	.767	109-215	324	2.8	246-4	144	220	63	98	917	8.0

# 14 LISA JABLONOWSKI



6-3 • Sophomore • Wing/Forward • Ernster, Luxembourg • Lycee des Garcons

## AT VIRGINIA

### 2017-18

- Started the game at Dayton (11/19)

### 2016-17

- Moved into the starting lineup for the final nine games of the season
- Made her collegiate debut in the season-opener against Middle Tennessee, scoring four points with four rebounds in 11 minutes
- Had a game-high six rebounds in 13 minutes against Rutgers (11/20)
- Made her first career start against Wake Forest (2/12)
- Had a team-high eight rebounds in the upset win over No. 4 FSU (2/16)

## HIGH SCHOOL/CLUB

- Named Sportswoman of the Year, the most prestigious award in Luxembourg, for her performance in the 2014-15 season
- Helped lead her Amicale Steinsel team to the 2016 National Championship of Luxembourg
- Voted to the 2016 Luxembourgish League All-Star Game roster
- Was named the Eurobasket.com Player of the Week (Nov. 9, 2015) after scoring 21 points with nine rebounds and four assists in a victory over Sparta
- A three-time MVP of the U16 and U18 divisions, she helped her team win the Luxembourg Cup in 2014 and guided them to second place finishes in the U14, U16 and U18 championships.

## 2017-18 GAME-BY-GAME:

Opponent	GS	FG-FGA	3FG-3FGA	FT-FTA	Off-Def	Total Reb	PF	Points	A	TO	Blk	Stl	Min
at Miss St		2-3	1-1	0-0	0-3	3	4	5	0	1	0	0	17
CENT CONN		2-3	0-0	0-0	3-3	6	0	4	1	0	0	1	18
GEORGIA		0-3	0-0	0-0	0-3	3	1	0	0	2	0	0	18
at Dayton	*	0-0	0-0	0-0	0-3	3	3	0	2	1	0	0	20
HAMPTON		2-3	0-0	0-0	0-3	3	1	4	1	0	0	2	20
HARVARD		1-3	0-0	0-2	4-2	6	1	2	1	1	0	1	16
DUQUESNE		3-8	0-2	0-0	3-1	4	2	6	2	1	0	0	25
MARYLAND		1-2	0-1	0-2	3-1	4	1	2	2	2	0	1	25
UNCG		1-2	0-1	0-2	3-1	4	1	2	2	2	0	1	25
at Rutgers		1-2	0-0	0-0	1-3	4	1	2	2	1	0	1	27
vs Ohio		3-5	0-1	0-0	2-1	3	1	6	1	0	0	0	21
vs Indiana		0-0	0-0	2-2	3-2	5	2	2	2	0	1	0	22
MANHATTAN		3-8	0-0	0-0	2-2	4	2	6	1	1	0	1	20
PITT		2-4	0-0	0-0	2-1	3	0	4	1	1	1	2	23
SYRACUSE		1-1	0-0	0-0	0-0	0	1	2	0	0	0	0	12
at NC State		1-3	1-2	0-0	1-2	3	1	3	2	1	0	0	18
CLEMSON		1-2	0-1	0-0	1-4	5	2	2	1	1	1	0	18
at BC													
at Duke													
VIRGINIA TECH													
UNC													
at Georgia Tech													
LOUISVILLE													
at FSU													
at Virginia Tech													
NOTRE DAME													
MIAMI													
at Louisville													
at Wake													

## SINGLE GAME BESTS

### POINTS

Season: 6 vs Duquesne (11/26)

Career: 9 vs Nebraska (11/26)

### REBOUNDS

Season: 6 (2x)

Career: 8 vs Florida State (2/16)

### FG MADE

Season:

Career: 4 vs Nebraska (11/26)

### FG ATTEMPTS

Season:

Career: 5 (2x)

### 3 PT FG MADE

Season:

Career:

### 3 PT FG ATTEMPTS

Season:

Career: 2

### FT MADE

Season:

Career:

### FT ATTEMPTS

Season:

Career:

### ASSISTS

Season:

Career:

### BLOCKS

Season:

Career:

### STEALS

Season:

Career: 3 (2x) last at Syracuse (01/02)

## VIRGINIA CAREER STATISTICS

Year	G-GS	Min/Avg	FG-FGA	Pct.	3FG-A	Pct.	FT-FTA	Pct.	O-D	T	Avg.	Pf-DQ	Ast	TO	Blk	St	Pts	Avg
2016-17	32-9	521/16.3	34-80	.425	4-15	.267	6-17	.353	45-38	83	2.6	27-0	22	29	8	30	78	2.4
2017-18	17-1	328/19.3	22-45	.489	3-10	.300	5-10	.500	23-36	59	3.5	21-0	20	14	3	9	52	3.1
TOTAL	49-10	849/17.3	56-125	.448	7-25	.280	11-27	.407	68-74	142	2.9	48-0	42	43	11	39	130	2.7

# 32 MONÉ JONES



6-3 • Junior • Forward • Durham, N.C. • Riverside High School

## AT VIRGINIA

### 2017-18

- Missed 10 games, beginning with Hampton (11/21) with a foot injury. Dressed for the Syracuse game (12/31), but did not play. Returned to action against Clemson (1/7)

### 2016-17

- Missed the first eight games of the season with a leg injury
- Made her season debut against UIC, scoring 3 ptt in 12 minutes (12/16)
- Scored nine points in 18 minutes against MDES (12/21)

## SINGLE GAME BESTS

### POINTS

#### Season:

Career: 10 vs Norfolk State (11/16/15)

### REBOUNDS

#### Season:

Career: 7 vs NJIT (12/5/15)

### FG MADE

#### Season:

Career: 3 at MT (11/13/15)

### FG ATTEMPTS

#### Season:

Career: 8 at MT (11/13/15)

### 3 PT FG MADE

#### Season:

Career:

### 3 PT FG ATTEMPTS

#### Season:

Career:

### FT MADE

#### Season:

Career: 4 vs Norfolk State (11/16/15)

### FT ATTEMPTS

#### Season:

Career: 4, 2x last vs Tulane (11/28/15)

### ASSISTS

#### Season:

Career: 1

### BLOCKS

#### Season:

Career: 2

### STEALS

#### Season:

Career: 3

## 2017-18 GAME-BY-GAME:

Opponent	GS	FG-FGA	3FG-3FGA	FT-FTA	Off-Def	Total Reb	PF	Points	A	TO	Blk	Stl	Min
at Miss St		0-3	0-0	0-0	0-0	0	1	0	2	1	0	0	19
CENT CONN		3-4	0-0	0-0	0-0	0	4	6	2	0	0	0	16
GEORGIA		0-1	0-0	0-0	0-0	0	0	0	0	2	0	0	8
at Dayton		0-0	0-0	0-0	1-0	1	0	0	1	0	0	0	4
HAMPTON		INJ											
HARVARD		INJ											
DUQUESNE		INJ											
MARYLAND		INJ											
UNCG		INJ											
at Rutgers		INJ											
vs Ohio		INJ											
vs Indiana		INJ											
MANHATTAN		INJ											
PITT		INJ											
SYRACUSE		DNP											
at NC State		DNP											
CLEMSON		0-1	0-0	1-2	0-1	1	0	1	0	0	0	0	9
at BC													
at Duke													
VIRGINIA TECH													
UNC													
at Georgia Tech													
LOUISVILLE													
at FSU													
at Virginia Tech													
NOTRE DAME													
MIAMI													
at Louisville													
at Wake													

## VIRGINIA CAREER STATISTICS

Year	G-GS	Min/Avg	FG-FGA	Pct.	3FG-A	Pct.	FT-FTA	Pct.	O-D	T	Avg.	Pf-DQ	Ast	TO	Blk	St	Pts	Avg
2015-16	33-1	572/17.3	37-101	.366	0-3	.000	24-32	.750	30-57	87	2.6	69-2	21	43	19	18	98	3.0
2016-17	25-0	243/9.7	12-38	.316	4-12	.333	12-15	.800	8-13	21	0.8	20-1	3	13	2	5	40	1.6
2017-18	5-0	56/11.2	3-9	.333	0-0	.000	1-2	.500	1-1	2	0.4	5-0	5	3	0	0	7	1.4
TOTAL	63-1	871/13.8	52-148	.351	4-15	.267	37-49	.755	39-71	110	1.7	94-3	29	59	21	23	145	2.3

# 3 LAUREN MOSES



**6-2 • Senior • Forward • Mount Holly, N.J. • Rancocas High School**

## AT VIRGINIA

### 2017-18 SEASON

- Changed jersey number to three for senior season, after wearing 21 for her first three years
- Was out of the starting lineup at Dayton, but returned against Hampton (11/21)
- Named to the Cavalier Classic all-tournament team after getting a double-double of 13 points and 10 rebounds against Harvard (11/25), her second time earning all-tourney honors at the Cav Classic after also doing so in 2015
- Scored a then-season-high 14 points in the win over Indiana (12/18) only to top it the next game with a 16-point performance against Manhattan (12/21). She started the game against the Jaspers making six of her first seven field goal attempts, scoring her first 14 points in 14 minutes on the floor

### 2016-17 SEASON

- ACC All-Academic Team
- Had a double-double with 15 points and 10 rebounds in 23 minutes against Coppin State (11/13)
- Scored a career-high 27 points at Richmond, including 11 pts in the 1st half; made four freethrows in final 21 seconds to put the game away (11/16)
- Named to the South Point Shootout All-Tournament Team after scoring 19 points in the win over Nebraska (11/26)
- Double-double with 10 points and 12 rebounds vs MDES (12/21)

## 2017-18 GAME-BY-GAME

Opponent	GS	FG-FGA	3FG-3FGA	FT-FTA	Off-Def	Total Reb	PF	Points	A	TO	Blk	Stl	Min
at Miss St	*	1-6	0-0	0-0	1-2	3	1	2	1	0	1	2	18
CENT CONN	*	4-6	0-0	1-2	3-3	6	0	9	2	1	1	3	17
GEORGIA	*	2-4	0-0	1-2	0-0	0	1	5	1	3	0	1	19
at Dayton		3-12	0-0	1-1	3-2	5	1	7	0	2	0	2	27
HAMPTON	*	4-7	0-0	1-2	1-4	5	4	9	0	1	1	2	25
HARVARD	*	4-11	0-0	5-8	6-4	10	2	13	0	1	1	2	28
DUQUESNE	*	1-8	0-0	1-2	5-1	6	0	3	1	0	1	0	23
MARYLAND	*	0-3	0-0	3-4	6-5	11	3	3	2	3	2	1	29
UNCG													
at Rutgers													
vs Ohio		2-2	0-0	3-4	3-2	5	2	7	0	3	1	0	13
vs Indiana		4-8	0-0	6-8	0-0	0	3	14	1	2	1	5	29
MANHATTAN		7-9	0-0	2-2	2-2	4	3	16	0	2	0	1	21
PITT		1-3	0-0	2-2	5-2	7	2	4	0	1	0	2	19
SYRACUSE		2-7	0-1	1-2	1-1	2	2	5	1	3	1	3	20
at NC State		3-6	0-0	3-5	1-2	3	5	9	0	2	0	0	20
CLEMSON		5-8	0-0	1-3	2-1	3	1	11	1	0	0	1	19
at BC													
at Duke													
VIRGINIA TECH													
UNC													
at Georgia Tech													
LOUISVILLE													
at FSU													
at Virginia Tech													
NOTRE DAME													
MIAMI													
at Louisville													
at Wake													

## SINGLE GAME BESTS

### POINTS

**Season:** 16 vs Manhattan (12/21)  
**Career:** 27 at Richmond (11/16/16)

### REBOUNDS

**Season:** 11 vs Maryland (11/29)  
**Career:** 15 at Boston College (02/14/16)

### FG MADE

**Season:** 4  
**Career:** 9 (2x) last vs Louisville (1/5/17)

### FG ATTEMPTS

**Season:** 12 at Dayton (11/19)  
**Career:** 17 at Miami (2/9/17)

### FG SHOOTING

**Season:**  
**Career:** 7-of-8 vs Coppin St (12/28/15)

### FT MADE

**Season:** 6 vs Indiana (12/18)  
**Career:** 8 at Wake Forest (1/10/16)

### FT ATTEMPTS

**Season:** 8 vs Indiana (12/18)  
**Career:** 13 at Wake Forest (1/10/16)

### FT PERCENTAGE

**Season:**  
**Career:** 9-9 at Richmond (11/16)

### ASSISTS

**Season:**  
**Career:** 4 (2x) last at Richmond (11/16/16)

### BLOCKS

**Season:**  
**Career:** 3 (4x)

### STEALS

**Season:** 5 vs Indiana (12/18)  
**Career:** 6 at Duke (2/4/16)

### DOUBLE DOUBLES

**Season:** 1 vs Harvard (11/25)  
**Career:** 9, last vs Harvard (11/25)

## VIRGINIA CAREER STATISTICS

Year	G-GS	Min/Avg	FG-FGA	Pct.	3FG-A	Pct.	FT-FTA	Pct.	O-D	T	Avg.	Pf-DQ	Ast	TO	Blk	St	Pts	Avg
2014-15	31-30	731/23.6	77-183	.421	0-1	.000	35-66	.530	66-111	177	5.7	95-5	26	64	34	26	189	6.1
2015-16	34-34	969/28.5	128-293	.437	0-1	.000	65-115	.565	101-135	236	6.9	104-5	33	72	24	52	321	9.4
2016-17	33-33	874/26.5	134-281	.477	0-0	.000	47-75	.627	67-120	187	5.7	93-3	35	65	28	43	315	9.5
2017-18	15-7	327/21.8	43-100	.430	0-1	.000	31-47	.660	39-31	70	4.7	30-1	10	24	10	25	117	7.8
TOTAL	113-104	2901/25.7	382-857	.446	0-3	.000	178-303	.587	273-397	670	5.9	322-14	104	225	96	146	942	8.3

# 35 SHAKYNA PAYNE



6-3 • R-Sophomore • Forward • Acworth, Ga. • SW Atlanta Christian Academy

## AT VIRGINIA 2017-18

- Scored her first career points against Central Connecticut (11/12)
- Grabbed three rebounds against CCSU (11/12) and Ohio (12/17)

## 2016-17

- Made her collegiate debut in the South Point Shootout game against Nebraska, playing seven minutes

## 2015-16

- Missed the entire season with a leg injury

## HIGH SCHOOL

- Played four years of varsity basketball, playing three years at Etowah before finishing her senior year at Southwest Atlanta Christian Academy
- Was an honorable mention All-County player in 2011 before earning second-team honors in 2012 and then being named to the first-team in 2013
- 2014 Atlanta Journal Constitution All-State Class A Second Team
- Scored over 1,100 points in her prep career, averaging 12.6 points per game as a junior and 14.2 points with 7.3 rebounds per game her senior season
- Also played two years of varsity volleyball at Etowah as a middle blocker

## 2017-18 GAME-BY-GAME

Opponent	GS	FG-FGA	3FG-3FGA	FT-FTA	Off-Def	Total Reb	PF	Points	A	TO	Blk	Stl	Min
at Miss St		DNP											
CENT CONN		2-2	0-0	0-0	0-3	3	3	4	0	2	0	0	13
GEORGIA		DNP											
at Dayton		DNP											
HAMPTON		DNP											
HARVARD		DNP											
DUQUESNE		DNP											
MARYLAND		DNP											
UNCG		0-1	0-0	0-0	0-0	0	1	0	0	0	0	0	3
at Rutgers		DNP											
vs Ohio		0-1	0-0	1-2	2-1	3	1	1	0	1	0	0	3
vs Indiana		DNP											
MANHATTAN		0-1	0-0	0-0	0-0	0	1	0	0	1	0	1	4
PITT		DNP											
SYRACUSE		DNP											
at NC State		DNP											
CLEMSON		0-1	0-0	0-0	0-0	0	0	0	0	0	0	0	5
at BC													
at Duke													
VIRGINIA TECH													
UNC													
at Georgia Tech													
LOUISVILLE													
at FSU													
at Virginia Tech													
NOTRE DAME													
MIAMI													
at Louisville													
at Wake													

## SINGLE GAME BESTS

### POINTS

Season: 4 vs CCSU (11/12)

### REBOUNDS

Season: 3 (2x) last vs Ohio (12/17)

### FG MADE

Season:

### FG ATTEMPTS

Season:

### 3 PT FG MADE

Season:

### 3 PT FG ATTEMPTS

Season:

### FT MADE

Season:

### FT ATTEMPTS

Season:

### ASSISTS

Season:

### BLOCKS

Season:

### STEALS

Season:

## VIRGINIA CAREER STATISTICS

Year	G-GS	Min/Avg	FG-FGA	Pct.	3FG-A	Pct.	FT-FTA	Pct.	O-D	T	Avg.	Pf-DQ	Ast	TO	Blk	St	Pts	Avg
2015-16	INJURED																	
2016-17	5-0	19/3.8	0-4	.000	0-0	.000	0-2	.000	0-2	2	0.4	1-0	0	1	1	0	0	0.0
2017-18	5-0	28/5.6	2-6	.333	0-0	.000	1-2	.500	2-4	6	1.2	6-0	0	4	0	1	5	1.0
TOTAL	10-0	47/4.7	2-10	.200	0-0	.000	1-4	.250	2-6	8	0.8	7-0	0	5	1	1	5	0.5

# 1 BRIANNA TINSLEY



5-7 • Freshman • Guard • Madison, Va. • St. Anne's-Belfield

## AT VIRGINIA 2017-18

- Made her collegiate debut at Mississippi State, grabbing two rebounds in her first two minutes on the floor. Finished the game with seven points and two rebounds (11/10)
- Made her first career start at Dayton (11/19)

## HIGH SCHOOL/CLUB

- Two-time Scrimmage Play area Player of the Year
- Three-time First Team All-Central Virginia Team
- Three-time First Team VISAA Division I All-State
- Four-time All-LIS selection
- Competed in ASSIST Women's 2017 National All-American Senior High School Basketball All Star Game
- Averaged 15.2 points, 3.9 assists, 3.9 steals and 3.4 rebounds per game in her four-year career, averaging 17.8 points her senior season
- Also ran track, 200m Conference/State Champion
- 100m Conference/State Runner Up

## SINGLE GAME BESTS

### POINTS

Season: 8 vs Manhattan (12/21)

### REBOUNDS

Season: 4 (2x)

### FG MADE

Season: 3

### FG ATTEMPTS

Season: 8 vs Indiana (12/18)

### 3 PT FG MADE

Season:

### 3 PT FG ATTEMPTS

Season: 5 vs Harvard (11/25)

### FT MADE

Season: 2

### FT ATTEMPTS

Season: 4

### ASSISTS

Season: 5 vs Ohio (12/17)

### BLOCKS

Season:

### STEALS

Season:

## 2017-18 GAME-BY-GAME

Opponent	GS	FG-FGA	3FG-3FGA	FT-FTA	Off-Def	Total Reb	PF	Points	A	TO	Blk	Stl	Min
at Miss St		2-4	1-1	2-2	0-2	2	1	7	1	4	0	0	18
CENT CONN		1-8	1-3	0-0	2-2	4	1	3	3	1	0	0	23
GEORGIA		1-1	1-1	0-0	0-1	1	1	3	1	2	0	1	15
at Dayton	*	0-5	0-1	0-0	0-1	1	0	0	1	0	0	0	11
HAMPTON	*	3-5	0-1	0-0	0-1	1	2	6	0	5	1	1	23
HARVARD	*	0-6	0-5	1-2	0-1	1	0	1	0	0	0	1	17
DUQUESNE	*	1-1	1-1	0-0	0-2	2	2	3	3	1	0	0	19
MARYLAND	*	0-3	0-1	0-0	0-2	2	2	0	2	1	0	2	16
UNCG	*	1-3	0-2	2-4	0-1	1	3	4	3	1	0	1	22
at Rutgers	*	1-2	1-1	2-2	0-1	1	3	5	0	3	0	0	20
vs Ohio	*	1-6	1-4	0-0	0-3	3	1	3	5	3	0	0	28
vs Indiana	*	2-8	1-4	0-0	0-4	4	1	5	4	3	0	0	21
MANHATTAN	*	3-4	1-2	1-2	0-1	1	0	8	2	2	0	1	19
PITT	*	2-5	1-3	0-0	0-1	1	0	5	1	1	0	0	14
SYRACUSE	*	1-5	1-3	2-2	3-0	3	2	5	1	0	0	2	17
at NC State	*	1-2	1-2	2-2	1-0	1	2	5	2	2	0	1	19
CLEMSON	*	2-5	1-3	0-0	0-1	1	1	5	1	1	0	0	23
at BC													
at Duke													
VIRGINIA TECH													
UNC													
at Georgia Tech													
LOUISVILLE													
at FSU													
at Virginia Tech													
NOTRE DAME													
MIAMI													
at Louisville													
at Wake													

## VIRGINIA CAREER STATISTICS

Year	G-GS	Min/Avg	FG-FGA	Pct.	3FG-A	Pct.	FT-FTA	Pct.	O-D	T	Avg.	Pf-DQ	Ast	TO	Blk	St	Pts	Avg
2017-18	17-14	325/19.1	22-73	.301	12-38	.316	12-16	.750	6-24	30	1.8	22-0	30	30	1	10	68	4.0

# 4 DOMINIQUE TOUSSAINT



5-9 • Sophomore • Guard • Staten Island, N.Y. • Christ the King

## AT VIRGINIA 2017-18

- Opened the season by scoring a team-high 17 points at Mississippi State (11/10) and followed with another 17-point game against Central Connecticut (11/12)
- Scored a team-high 18 points against Georgia (11/16)
- Scored five baskets and had six assists in the win over Hampton (11/21)

## 2016-17

- ACC All-Freshman Team
- Third among ACC freshmen in points per game (9.5)
- Was in the starting lineup for her collegiate debut, scoring 16 points with five rebounds against Middle Tennessee (11/11)
- Was named to the Cavalier Classic All-Tournament Team after scoring a team-high 17 points in the finale against Dayton (12/29)
- Named the ACC Rookie of the Week (Feb. 6) after scoring a team-high 16 points in the Cavaliers' overtime win against Georgia Tech, scoring UVA's final eight points of the first quarter, keying the Cavaliers to a 19-14 lead at the first break. Toussaint added another 10 points against Duke, leading the Cavaliers in scoring for the second-straight game
- Hit the game-tying three-pointer at the buzzer to send the Syracuse game into overtime (1/5)
- Scored 16 points in the victory at Clemson (1/19)
- Scored career-high 19 points, incl. 12 in OT, in the win over Wake (2/12)
- Led the team in scoring in the upset of No. 4 FSU with 14 points, eight coming in the fourth quarter
- Scored 10 pts with 5 reb in ACC Tourney win over Wake (3/2)

## HIGH SCHOOL/CLUB

- 2016 Miss New York Basketball, 2016 Gatorade New York State Girls' Basketball Player of the Year

## 2017-18 GAME-BY-GAME

Opponent	GS	FG-FGA	3FG-3FGA	FT-FTA	Off-Def	Total Reb	PF	Points	A	TO	Blk	Stl	Min
at Miss St	*	5-10	1-3	6-7	2-4	6	4	17	3	8	0	1	24
CENT CONN	*	6-14	3-7	2-2	1-1	2	1	17	3	0	0	3	18
GEORGIA	*	6-18	2-5	4-7	1-2	3	1	18	5	3	0	1	36
at Dayton	*	3-13	1-3	2-2	0-2	2	4	9	4	0	0	1	35
HAMPTON	*	5-11	1-6	3-6	0-3	3	2	14	6	3	0	2	34
HARVARD	*	2-12	1-3	0-0	0-3	3	2	5	2	2	0	0	37
DUQUESNE	*	5-12	1-3	0-0	0-2	2	3	11	2	3	0	0	27
MARYLAND	*	8-18	2-5	0-1	0-2	2	3	18	2	6	0	1	35
UNCG	*	4-7	1-3	2-2	0-4	4	2	11	1	3	0	1	26
at Rutgers	*	0-4	0-1	0-0	0-0	0	2	0	1	1	0	0	9
vs Ohio	*	5-9	3-6	0-0	0-6	6	3	13	5	5	0	2	26
vs Indiana	*	4-10	1-5	3-5	0-3	3	3	12	4	5	0	3	39
MANHATTAN	*	2-5	0-2	1-2	0-4	4	1	5	5	1	0	2	30
PITT	*	4-17	2-8	6-6	0-4	4	1	16	7	1	0	3	36
SYRACUSE	*	3-10	1-5	2-2	0-5	5	4	9	6	3	0	2	32
at NC State	*	4-9	2-5	1-2	0-4	4	5	11	1	1	0	0	20
CLEMSON	*	4-8	2-5	0-0	0-3	3	3	10	5	1	0	1	25
at BC													
at Duke													
VIRGINIA TECH													
UNC													
at Georgia Tech													
LOUISVILLE													
at FSU													
at Virginia Tech													
NOTRE DAME													
MIAMI													
at Louisville													
at Wake													

## SINGLE GAME BESTS

### POINTS

Season: 18 (2x) last vs Maryland (11/29)  
Career: 19 vs Wake Forest (2/12/17)

### REBOUNDS

Season: 6 vs CCSU (11/12)  
Career: 9 at Richmond (11/16/16)

### FG MADE

Season: 6  
Career: 7 vs. Georgia Tech (2/2/17)

### FG ATTEMPTS

Season: 18 (2x)  
Career: 18 (2x)

### 3 PT FG MADE

Season: 3 vs CCSU (11/12)  
Career: 3 vs CCSU (11/12)

### 3 PT FG ATTEMPTS

Season: 8 vs Pitt (12/28)  
Career: 8 (2x)

### FT MADE

Season: 6 (2x) last vs Pitt (12/28)  
Career: 6 (2x)

### FT ATTEMPTS

Season: 7(2x)  
Career: 8 vs Middle Tennessee (11/11/16)

### FT PERCENTAGE

Season: 6-6 vs Pitt (12/28)  
Career: 6-6 vs Pitt (12/28/17)

### ASSISTS

Season: 7 vs Pitt (12/28)  
Career: 7 vs Pitt (12/28/17)

### BLOCKS

Season:  
Career: 2

### STEALS

Season: 3 vs CCSU (11/12)  
Career: 4 at BGSU (12/4/16)

## VIRGINIA CAREER STATISTICS

Year	G-GS	Min/Avg	FG-FGA	Pct.	3FG-A	Pct.	FT-FTA	Pct.	O-D	T	Avg.	Pf-DQ	Ast	TO	Blk	St	Pts	Avg
2016-17	31-30	808/26.1	113-288	.392	25-82	.305	44-59	.746	19-82	101	3.3	77-2	74	96	4	42	295	9.5
2017-18	17-16	489/28.8	70-187	.374	24-75	.320	32-44	.727	4-52	56	3.3	44-1	62	46	0	23	196	11.5
TOTAL	48-46	1297/27.0	183-475	.385	49-157	.312	76-103	.738	23-134	157	3.3	121-3	136	142	4	65	491	10.2

# 13 JOCELYN WILLOUGHBY



6-0 • Sophomore • Forward/Guard • East Orange, N.J. • Newark Academy

## AT VIRGINIA

### 2017-18

- Scored a team-high 19 points in the win over Central Connecticut and followed that with a 17-point performance against Georgia (11/16)
- Scored 11 points in 22 minutes against UNCG, going 5-of-7 from the field (12/2)
- Led team with 14 points at Rutgers (12/4)

### 2016-17

- ACC All-Freshman Team; ACC All-Academic Team
- Second among ACC freshmen in rebounding (6.2 per game) and leads the conference rookies in steals per game (1.7 per game, 55 overall)
- Third among ACC freshmen in scoring at 9.2 points per game
- Became the first freshman to lead UVA in rebounding since Brandi Teamer in 2002 and the first freshman guard to do so since Chrissy Reese in 1980
- Only player on the 2016-17 team to have two 20-point games in the season

## HIGH SCHOOL/CLUB

- 2016 Gatorade New Jersey Girl's Basketball Player of the Year

## SINGLE GAME BESTS

### POINTS

Season: 19 vs CCSU (11/12)

Career: 25 at Saint Joseph's (3/17/17)

### REBOUNDS

Season:

Career: 11 at Syracuse (1/2/17)

### FG MADE

Season: 8 vs CCSU (11/12)

Career: 10 at Saint Joseph's (3/17/17)

### FG ATTEMPTS

Season: 14 at Rutgers (12/4)

Career: 14 (2x) last at Rutgers (12/4/17)

### 3 PT FG MADE

Season: 2

### 3 PT FG ATTEMPTS

Season: 4

### FT MADE

Season: 6 at NC State (1/4)

Career: 12 vs Dayton (12/29/16)

### FT ATTEMPTS

Season: 6 at NC State (1/4)

Career: 14 vs Dayton (12/29/16)

### FT PERCENTAGE

Season: 6-6 at NC State (1/4)

Career: 12-of-14 (.857) vs Dayton (12/29/16)

### ASSISTS

Season:

Career: 4 at Notre Dame (1/29/17)

### BLOCKS

Season:

Career: 3 vs UMBC (12/28/16)

### STEALS

Season:

Career: 6 at Georgia (12/19/16)

### DOUBLE DOUBLES

Season:

Career: 2 last vs. Georgia (12/19/16)

## 2017-18 GAME-BY-GAME:

Opponent	GS	FG-FGA	3FG-3FGA	FT-FTA	Off-Def	Total Reb	PF	Points	A	TO	Blk	Stl	Min
at Miss St	*	3-4	0-0	0-0	0-6	6	4	6	0	1	0	1	20
CENT CONN	*	8-13	1-1	2-3	1-3	4	0	19	2	1	0	1	21
GEORGIA	*	6-10	1-1	4-5	0-2	2	5	17	0	2	1	2	33
at Dayton	*	4-13	1-3	0-0	3-2	5	4	9	1	5	0	5	31
HAMPTON	*	6-9	1-1	2-2	2-4	6	5	15	0	1	0	1	30
HARVARD	*	4-11	2-4	2-4	7-1	8	3	12	1	4	1	2	37
DUQUESNE	*	3-10	0-1	0-0	0-4	4	5	6	2	2	0	2	30
MARYLAND	*	4-10	0-0	0-0	1-6	7	3	8	1	3	0	3	34
UNCG	*	5-7	1-1	0-0	0-2	2	3	11	1	0	0	0	22
at Rutgers	*	5-14	2-4	2-2	0-2	2	2	14	1	3	0	1	38
vs Ohio	*	3-6	0-1	2-2	0-2	2	4	8	1	2	0	0	29
vs Indiana	*	3-6	0-1	2-2	0-2	2	4	8	1	2	0	0	29
MANHATTAN	*	3-8	0-0	0-0	2-2	4	2	6	1	1	0	1	20
PITT	*	0-5	0-0	4-6	3-6	9	1	4	0	3	0	2	31
SYRACUSE	*	2-6	1-2	3-4	1-0	1	2	8	0	3	0	4	29
at NC State	*	2-7	0-2	6-6	0-3	3	3	10	2	1	0	2	31
CLEMSON	*	5-9	2-3	4-4	0-5	5	1	16	0	3	0	1	28
at BC													
at Duke													
VIRGINIA TECH													
UNC													
at Georgia Tech													
LOUISVILLE													
at FSU													
at Virginia Tech													
NOTRE DAME													
MIAMI													
at Louisville													
at Wake													

## VIRGINIA CAREER STATISTICS

Year	G-GS	Min/Avg	FG-FGA	Pct.	3FG-A	Pct.	FT-FTA	Pct.	O-D	T	Avg.	Pf-DQ	Ast	TO	Blk	St	Pts	Avg
2016-17	33-33	987/29.9	109-288	.378	8-39	.205	98-132	.742	71-133	204	6.2	110-8	55	94	13	55	324	9.8
2017-18	17-17	487/28.6	65-145	.448	12-24	.500	31-38	.816	20-53	73	4.3	47-3	15	35	2	28	173	10.2
TOTAL	50-50	1474/29.5	174-433	.402	20-63	.317	129-170	.759	91-186	277	5.5	157-11	70	129	15	83	497	9.9



**2017-18 Virginia Women's Basketball  
Virginia Combined Team Statistics (as of Jan 07, 2018)  
All games**

<b>RECORD:</b>	<b>OVERALL</b>	<b>HOME</b>	<b>AWAY</b>	<b>NEUTRAL</b>
ALL GAMES	11-6	8-3	1-3	2-0
CONFERENCE	4-0	3-0	1-0	0-0
NON-CONFERENCE	7-6	5-3	0-3	2-0

#	Player	gp-gs	min	avg	Total		3-Point		F-Throw		Rebounds				pf	dq	a	to	blk	stl	pts	avg
					fg-fga	fg%	3fg-fga	3fg%	ft-fa	ft%	off	def	tot	avg								
04	Dominique Toussaint	17-16	489	28.8	70-187	.374	24-75	.320	32-44	.727	4	52	56	3.3	44	1	62	46	0	23	196	11.5
10	J'Kyra Brown	17-4	492	28.9	58-138	.420	34-81	.420	24-37	.649	11	56	67	3.9	31	1	41	42	2	15	174	10.2
23	Aliyah Huland El	17-13	444	26.1	62-134	.463	22-57	.386	27-34	.794	21	37	58	3.4	32	0	26	34	13	15	173	10.2
13	Jocelyn Willoughby	17-17	487	28.6	65-145	.448	12-24	.500	31-38	.816	20	53	73	4.3	47	3	15	35	2	28	173	10.2
03	Lauren Moses	15-7	327	21.8	43-100	.430	0-1	.000	31-47	.660	39	31	70	4.7	30	1	10	24	10	25	117	7.8
30	Felicia Aiyeotan	17-13	377	22.2	56-113	.496	0-0	.000	14-29	.483	44	88	132	7.8	26	0	15	33	44	4	126	7.4
01	Brianna Tinsley	17-14	325	19.1	22-73	.301	12-38	.316	12-16	.750	6	24	30	1.8	22	0	30	30	1	10	68	4.0
14	Lisa Jablonowski	17-1	328	19.3	22-45	.489	3-10	.300	5-10	.500	23	36	59	3.5	21	0	20	14	3	9	52	3.1
02	Jae'Lisa Allen	6-0	44	7.3	4-9	.444	0-0	.000	1-2	.500	2	3	5	0.8	4	0	2	2	1	2	9	1.5
32	Mone Jones	5-0	56	11.2	3-9	.333	0-0	.000	1-2	.500	1	1	2	0.4	5	0	5	3	0	0	7	1.4
05	Khyasia Caldwell	10-0	28	2.8	5-11	.455	1-2	.500	2-4	.500	1	1	2	0.2	9	0	1	1	0	1	13	1.3
35	Shakyna Payne	5-0	28	5.6	2-6	.333	0-0	.000	1-2	.500	2	4	6	1.2	6	0	0	4	0	1	5	1.0
Team											35	44	79				3					
Total.....		17	3425		412-970	.425	108-288	.375	181-265	.683	209	430	639	37.6	277	6	227	271	76	133	1113	65.5
Opponents.....		17	3425		354-967	.366	119-384	.310	166-240	.692	216	386	602	35.4	280	-	191	294	49	139	993	58.4

<b>TEAM STATISTICS</b>	<b>VA</b>	<b>OPP</b>	<b>Date</b>	<b>Opponent</b>	<b>Score</b>	<b>Att.</b>
SCORING	1113	993	11/10/17	at Mississippi State	L 53-68	6811
Points per game	65.5	58.4	11/12/17	CENTRAL CONNECTICUT	w 103-59	3306
Scoring margin	+7.1	-	11/16/17	GEORGIA	L 61-64	3170
FIELD GOALS-ATT	412-970	354-967	11/19/17	at Dayton	L 46-61	1866
Field goal pct	.425	.366	11/21/17	HAMPTON	w 66-62	2546
3 POINT FG-ATT	108-288	119-384	11/25/17	HARVARD	w 50-48	2838
3-point FG pct	.375	.310	11/26/17	DUQUESNE	L 63-74	2846
3-pt FG made per game	6.4	7.0	11/29/17	MARYLAND	L 59-60	3082
FREE THROWS-ATT	181-265	166-240	12/02/17	UNCG	w 68-50	2642
Free throw pct	.683	.692	12/2/17	at Rutgers	L 43-52	1368
F-Throws made per game	10.6	9.8	12/17/17	vs Ohio	w 77-59	200
REBOUNDS	639	602	12/18/17	vs Indiana	Wot 82-72	150
Rebounds per game	37.6	35.4	12/21/17	MANHATTAN	w 69-47	2383
Rebounding margin	+2.2	-	* 12/28/17	PITTSBURGH	w 62-50	2822
ASSISTS	227	191	* 12/31/17	SYRACUSE	w 68-63	2979
Assists per game	13.4	11.2	* 1/4/18	at NC State	w 73-63	1801
TURNOVERS	271	294	* 01/07/18	CLEMSON	w 70-41	3995
Turnovers per game	15.9	17.3				
Turnover margin	+1.4	-				
Assist/turnover ratio	0.8	0.6				
STEALS	133	139				
Steals per game	7.8	8.2				
BLOCKS	76	49				
Blocks per game	4.5	2.9				
ATTENDANCE	32609	12196				
Home games-Avg/Game	11-2964	4-2962				
Neutral site-Avg/Game	-	2-175				

<b>Score by Periods</b>	<b>1st</b>	<b>2nd</b>	<b>3rd</b>	<b>4th</b>	<b>OT</b>	<b>Totals</b>
Virginia	278	284	246	288	17	1113
Opponents	251	236	236	263	7	993

\* - Conference game

**2017-18 Virginia Women's Basketball  
Virginia Combined Team Statistics (as of Jan 07, 2018)  
Conference games only**

<b>RECORD:</b>	<b>OVERALL</b>	<b>HOME</b>	<b>AWAY</b>	<b>NEUTRAL</b>
ALL GAMES	4-0	3-0	1-0	0-0
CONFERENCE	4-0	3-0	1-0	0-0
NON-CONFERENCE	0-0	0-0	0-0	0-0

#	Player	gp-gs	min	avg	Total		3-Point		F-Throw		Rebounds				pf	dq	a	to	blk	stl	pts	avg
					fg-fga	fg%	3fg-fga	3fg%	ft-fa	ft%	off	def	tot	avg								
04	Dominique Toussaint	4-4	113	28.3	15-44	.341	7-23	.304	9-10	.900	0	16	16	4.0	13	1	19	6	0	6	46	11.5
23	Aliyah Huland El	4-4	122	30.5	16-33	.485	4-13	.308	10-13	.769	5	8	13	3.3	3	0	6	7	1	3	46	11.5
10	J'Kyra Brown	4-0	115	28.8	14-34	.412	10-21	.476	6-12	.500	4	10	14	3.5	6	0	9	9	1	6	44	11.0
13	Jocelyn Willoughby	4-4	119	29.8	9-27	.333	3-7	.429	17-20	.850	4	14	18	4.5	7	0	2	10	0	9	38	9.5
30	Felicia Aiyeotan	4-4	91	22.8	17-31	.548	0-0	.000	2-5	.400	11	24	35	8.8	5	0	6	9	10	2	36	9.0
03	Lauren Moses	4-0	78	19.5	11-24	.458	0-1	.000	7-12	.583	9	6	15	3.8	10	1	2	6	1	6	29	7.3
01	Brianna Tinsley	4-4	73	18.3	6-17	.353	4-11	.364	4-4	1.000	4	2	6	1.5	5	0	5	4	0	3	20	5.0
14	Lisa Jablonowski	4-0	71	17.8	5-10	.500	1-3	.333	0-0	.000	4	7	11	2.8	4	0	4	3	2	2	11	2.8
05	Khyasia Caldwell	1-0	4	4.0	1-2	.500	0-0	.000	0-0	.000	0	0	0	0.0	1	0	0	0	0	0	2	2.0
32	Mone Jones	1-0	9	9.0	0-1	.000	0-0	.000	1-2	.500	0	1	1	1.0	0	0	0	0	0	0	1	1.0
35	Shakyna Payne	1-0	5	5.0	0-1	.000	0-0	.000	0-0	.000	0	0	0	0.0	0	0	0	0	0	0	0	0.0
Team											10	16	26				1					
Total.....		4	800		94-224	.420	29-79	.367	56-78	.718	51	104	155	38.8	54	2	53	55	15	37	273	68.2
Opponents.....		4	800		81-222	.365	29-78	.372	26-47	.553	46	92	138	34.5	71	-	43	75	9	29	217	54.2

<b>TEAM STATISTICS</b>	<b>VA</b>	<b>OPP</b>	<b>Date</b>	<b>Opponent</b>	<b>Score</b>	<b>Att.</b>
SCORING	273	217	* 12/28/17	PITTSBURGH	w 62-50	2822
Points per game	68.2	54.2	* 12/31/17	SYRACUSE	w 68-63	2979
Scoring margin	+14.0	-	* 1/4/18	at NC State	w 73-63	1801
FIELD GOALS-ATT	94-224	81-222	* 01/07/18	CLEMSON	w 70-41	3995
Field goal pct	.420	.365	* - Conference game			
3 POINT FG-ATT	29-79	29-78				
3-point FG pct	.367	.372				
3-pt FG made per game	7.3	7.3				
FREE THROWS-ATT	56-78	26-47				
Free throw pct	.718	.553				
F-Throws made per game	14.0	6.5				
REBOUNDS	155	138				
Rebounds per game	38.8	34.5				
Rebounding margin	+4.3	-				
ASSISTS	53	43				
Assists per game	13.3	10.8				
TURNOVERS	55	75				
Turnovers per game	13.8	18.8				
Turnover margin	+5.0	-				
Assist/turnover ratio	1.0	0.6				
STEALS	37	29				
Steals per game	9.3	7.3				
BLOCKS	15	9				
Blocks per game	3.8	2.3				
ATTENDANCE	9796	1801				
Home games-Avg/Game	3-3265	1-1801				
Neutral site-Avg/Game	-	0-0				

<b>Score by Periods</b>	<b>1st</b>	<b>2nd</b>	<b>3rd</b>	<b>4th</b>	<b>Totals</b>
Virginia	70	73	68	62	273
Opponents	60	51	49	57	217

### Official Basketball Box Score -- Game Totals -- Final Statistics Virginia vs Mississippi State

11/10/17 8:20 p.m. at Starkville, Miss. (Humphrey Coliseum)

Virginia 53 • 0-1

#	Player	Total			3-Ptr			Rebounds			PF	TP	A TO	Blk Stl	Min
		FG	FGA	FT	FTA	FG	FGA	FT	FTA	Off					
03	Lauren Moses	1	6	0	0	0	0	0	2	3	1	2	1	2	18
30	Felicia Aiyetotan	1	2	0	0	0	0	2	5	7	1	4	0	2	29
04	Dominique Toussaint	5	10	1	3	6	7	2	4	6	4	17	3	8	24
10	J'Kyra Brown	2	8	0	2	0	0	4	4	4	4	0	6	0	32
13	Jocelyn Willoughby	3	4	0	0	0	0	6	6	6	0	1	0	1	20
01	Brianna Tinsley	2	4	1	2	2	2	0	2	2	1	7	1	4	0
05	Khyasia Caldwell	1	2	0	0	0	0	0	0	0	2	0	0	0	1
14	Lisa Jablonowski	2	3	1	1	0	0	3	3	4	5	0	1	0	17
23	Alyyah Huland El	2	6	0	2	2	2	0	0	0	2	6	0	0	21
32	Mone Jones	0	3	0	0	0	0	0	0	0	1	0	2	1	0
Team									2	1	3				
Totals		19	48	3	9	12	15	7	27	34	22	53	7	23	5

1st - FG %:	4-15	26.7%	2nd:	5-14	35.7%	3rd:	4-9	44.4%	4th:	6-10	60.0%	Game:	19-48	39.6%	Deadball
3FG %:	0-3	0.0%	5-8	62.5%	6-9	66.7%	9-11	81.8%	0-0	0.0%	0				
FT %:	2-2	100.0%	2-4	50.0%	4-4	100.0%	1-2	50.0%	1-4	25.0%	1-1	50.0%	9-27	33.3%	Rebounds

### Mississippi State 68 • 1-0

#	Player	Total			3-Ptr			Rebounds			PF	TP	A TO	Blk Stl	Min
		FG	FGA	FT	FTA	FG	FGA	FT	FTA	Off					
15	Teaira McCowan	3	10	0	0	1	2	4	6	10	3	7	1	4	2
01	Blair Schaefer	0	5	0	0	0	0	1	0	1	2	0	2	1	0
02	Morgan William	1	4	0	0	0	0	1	5	6	3	2	8	0	2
11	Roshunda Johnson	6	15	1	3	2	3	0	0	0	3	18	2	3	1
35	Victoria Vivians	8	15	3	3	2	5	7	3	22	2	4	1	1	37
04	Amesha Williams	2	5	0	0	0	0	1	4	5	1	4	0	2	3
10	Jazzmun Holmes	0	1	0	0	2	2	0	0	2	2	2	2	2	11
20	Nyah Tate	0	0	0	0	0	0	0	0	0	0	0	0	0	1
21	Jonika Garvin	0	0	0	0	0	0	0	0	0	0	0	0	0	1
23	Bre'Amber Scott	0	0	0	0	0	0	0	0	0	0	0	1	0	1
55	Chloe Bibby	5	8	2	3	1	1	1	3	3	1	13	0	0	29
Team									2	1	3				
Totals		25	63	9	27	9	11	13	22	35	18	68	16	17	8

1st - FG %:	4-13	30.8%	2nd:	7-21	33.3%	3rd:	8-15	53.3%	4th:	6-14	42.9%	Game:	25-63	39.7%	Deadball
3FG %:	2-6	33.3%	1-9	11.1%	5-8	62.5%	1-2	50.0%	1-4	25.0%	1-1	50.0%	9-27	33.3%	Rebounds
FT %:	4-4	100.0%	4-5	80.0%	0-0	0.0%	1-2	50.0%	0-0	0.0%	0				

Officials: Dee Kantner, Mark Zentz, Carla Fountain  
Technical fouls: Virginia-None. Mississippi State-None.  
Attendance: 6811

Score by periods	1st	2nd	3rd	4th	Total
Virginia	10	13	14	16	53
Mississippi State	14	19	21	14	68

Last FG - VA 4th-00:22, MS 4th-01:21.  
Largest lead - VA by 2 1st-09:34, MS by 22 4th-07:34.  
VA led for 02:43, MS led for 36:06. Game was tied for 01:11.

Points: In Off 2nd Fast  
Paint T/O Chance Break Bench  
VA 26 7 5 10 20  
MS 26 26 9 8 19

### Official Basketball Box Score -- Game Totals -- Final Statistics Central Connecticut vs Virginia

11/12/17 2 p.m. at Charlottesville, Va.

Central Connecticut 59 • 0-2

#	Player	Total			3-Ptr			Rebounds			PF	TP	A TO	Blk Stl	Min
		FG	FGA	FT	FTA	FG	FGA	FT	FTA	Off					
10	Andi Lydon	1	5	0	4	1	2	2	2	4	4	3	1	0	0
33	Ashley Berube	0	5	0	0	1	2	0	6	6	1	1	1	3	1
04	Kiana Patterson	6	9	5	7	2	3	0	2	2	19	4	5	0	27
12	Sydney Hines	3	10	1	7	2	2	0	0	0	9	0	1	0	19
42	Morgan Johnson	2	6	2	6	2	2	1	3	4	1	8	0	2	0
02	Taylor Goode	2	4	1	2	0	2	2	2	1	5	0	2	0	1
14	Ashley Forker	1	3	1	3	1	2	1	2	3	0	4	0	3	0
15	Emma McCamus	1	2	0	1	0	0	0	0	0	2	1	0	0	7
22	Ashley Chin	0	2	0	1	0	0	2	2	2	0	2	0	4	0
23	Brianna Jacobs	1	6	0	1	0	0	2	2	4	2	2	0	0	12
25	Denisha Gardener	0	2	0	0	6	10	4	2	6	1	6	0	2	0
32	Tiffany Sticklein	0	1	0	1	0	0	0	0	0	0	0	0	0	5
Team									2	2	4				
Totals		17	55	10	33	15	23	14	21	35	14	59	11	22	1

1st - FG %:	5-20	25.0%	2nd:	6-12	50.0%	3rd:	1-11	9.1%	4th:	5-12	41.7%	Game:	17-55	30.9%	Deadball
3FG %:	2-9	22.2%	5-8	62.5%	6-9	66.7%	9-11	81.8%	0-0	0.0%	0				
FT %:	1-2	50.0%	4-6	66.7%	0-0	0.0%	0-0	0.0%	2-3	66.7%	2-9	22.2%	10-33	30.3%	Rebounds

### Virginia 103 • 1-1

#	Player	Total			3-Ptr			Rebounds			PF	TP	A TO	Blk Stl	Min
		FG	FGA	FT	FTA	FG	FGA	FT	FTA	Off					
03	Lauren Moses	4	6	0	0	1	2	3	3	6	0	9	2	1	3
30	Felicia Aiyetotan	6	11	0	0	2	6	4	10	3	12	0	0	1	18
04	Dominique Toussaint	6	14	3	7	2	1	1	1	2	17	3	0	0	3
10	J'Kyra Brown	3	6	1	4	1	2	0	4	4	0	8	2	3	0
13	Jocelyn Willoughby	8	13	1	1	2	1	3	4	0	19	2	1	0	21
01	Brianna Tinsley	1	8	1	3	0	0	2	2	4	1	3	1	0	23
02	Jae'Lisa Allen	1	2	0	0	1	2	0	2	1	3	1	0	1	0
05	Khyasia Caldwell	2	3	1	2	0	1	1	2	3	5	1	0	0	9
14	Lisa Jablonowski	2	3	0	0	3	3	6	0	4	1	0	0	1	18
23	Alyyah Huland El	5	6	1	2	2	0	1	1	1	13	2	1	1	3
32	Mone Jones	3	4	0	0	0	0	0	0	4	6	2	0	0	16
35	Shakyna Payne	2	2	0	0	0	0	3	3	3	4	0	2	0	0
Team									3	3	4				
Totals		43	78	8	18	9	17	19	28	47	17	103	19	9	4

1st - FG %:	14-23	60.9%	2nd:	12-19	63.2%	3rd:	9-20	45.0%	4th:	8-16	50.0%	Game:	43-78	55.1%	Deadball
3FG %:	2-4	50.0%	4-8	50.0%	0-3	0.0%	2-3	66.7%	0-2	0.0%	0				
FT %:	2-3	66.7%	3-7	42.9%	4-5	80.0%	0-2	0.0%	9-17	52.9%	3				

Officials: Billy Smith, Mark Resch, Dawn Marsh  
Technical fouls: Central Connecticut-None. Virginia-None.  
Attendance: 3306

Score by periods	1st	2nd	3rd	4th	Total
Central Connecticut	13	21	7	18	59
Virginia	32	31	22	18	103

Last FG - CCSU 4th-01:20, VA 4th-02:34.  
Largest lead - CCSU None, VA by 51 4th-06:32.  
CCSU led for 00:00, VA led for 39:52. Game was tied for 00:08.

Points: In Off 2nd Fast  
Paint T/O Chance Break Bench  
CCSU 4 6 13 2 19  
VA 46 32 20 10 38

Score tied - 0 times.  
Lead changed - 0 times.

### Official Basketball Box Score -- Game Totals -- Final Statistics Georgia vs Virginia

11/16/17 7 p.m. at JPJ Arena, Charlottesville, Va.

Georgia 64 • 2-0

#	Player	Total			3-Ptr			Rebounds			PF	TP	A TO	Blk Stl	Min
		FG	FGA	FT	FTA	FG	FGA	FT	FTA	Off					
04	ROBINSON, Caliya	7	13	1	3	0	2	7	9	4	15	2	4	1	28
03	ENGRAM, Mackenzie	6	12	1	3	0	0	3	2	5	3	13	2	2	3
00	COLE, Taja	2	8	0	3	2	1	6	7	1	6	9	4	0	32
12	CLARK, Haley	3	4	0	0	0	0	1	1	4	6	2	1	0	25
23	MORRISON, Que	2	10	1	4	3	4	1	2	3	8	2	0	0	33
02	CONNALLY, Gabby	3	6	2	5	2	0	1	1	2	10	0	1	0	13
03	PAUL, Stephanie	3	7	0	1	0	0	2	1	3	0	6	0	1	12
11	CALDWELL, Maya	0	1	0	0	0	0	1	1	2	1	0	0	0	1
24	COSTA, Simone	0	4	0	1										



**Official Basketball Box Score -- Game Totals -- Final Statistics  
UNCG vs Virginia  
12/02/17 6 p.m. at JPJ Arena, Charlottesville, Va.**

UNCG 50 • 4-4

##	Player	Total		3-Ptr		Rebounds			PF	TP	A	TO	Blk	Stl	Min
		FG-FGA	FT-FTA	FG-FGA	FT-FTA	Off	Def	Tot							
23	Te'ja Twitty	r	2-3	0-0	3-4	1	2	3	2	7	1	2	0	0	26
25	Ije Ajemba	c	3-14	0-0	2-2	2	4	6	3	8	1	1	0	0	34
02	Alexus Willey	g	2-5	1-3	2-4	1	2	3	2	7	1	1	0	1	27
05	Brandi Fier	g	1-6	0-2	0-0	0	1	1	1	2	2	3	0	1	30
35	Nadine Soliman	g	6-16	2-8	1-2	1	3	4	1	15	1	2	0	4	34
00	D.J. Howard		0-0	0-0	0-0	0	0	0	0	0	0	0	0	0	5
03	Alexis Pitchford		2-5	1-1	0-0	0	0	0	0	5	0	1	0	1	14
04	Mangela Ngandjui		2-2	0-0	0-0	0	1	1	1	4	0	0	1	0	11
11	Amesha Miller		0-1	0-0	2-2	0	0	0	0	2	0	0	0	0	6
12	Cece Crudup		0-0	0-0	0-0	0	0	0	0	0	0	1	0	0	3
21	Aneka Yelverton		0-2	0-1	0-0	0	1	1	0	0	0	0	0	1	7
22	Dijana Milisic		0-0	0-0	0-0	0	0	0	1	0	0	1	0	0	3
	<b>Team</b>					<b>5</b>	<b>2</b>	<b>7</b>							
	<b>Totals</b>		<b>18-54</b>	<b>4-15</b>	<b>10-14</b>	<b>10</b>	<b>16</b>	<b>26</b>	<b>11</b>	<b>50</b>	<b>6</b>	<b>14</b>	<b>1</b>	<b>8</b>	<b>200</b>
1st - FG %: 5-17 29.4%    2nd: 4-13 30.8%    3rd: 5-13 38.5%    4th: 4-11 36.4%    Game: 18-54 33.3%    Deadball Rebounds: 2															
3FG %: 2-4 50.0%    0-2 0.0%    3-3 100.0%    3-4 75.0%    4-15 26.7%    10-14 71.4%															
FT %: 0-0 0.0%    1-2 50.0%    0-3 0.0%    0-1 0.0%    4-15 26.7%    10-14 71.4%															

Virginia 68 • 4-5

##	Player	Total		3-Ptr		Rebounds			PF	TP	A	TO	Blk	Stl	Min
		FG-FGA	FT-FTA	FG-FGA	FT-FTA	Off	Def	Tot							
13	Jocelyn Willoughby	r	5-7	1-1	0-0	0	2	2	3	11	1	0	0	0	22
30	Felicia Aiy Eaton	c	3-8	0-0	2-4	2	7	9	1	8	1	5	0	0	26
01	Brianna Tinsley	g	1-3	0-2	2-4	0	1	1	3	4	3	1	0	1	22
04	Dominique Toussaint	g	4-7	1-3	2-4	0	4	4	2	11	1	3	0	0	26
23	Aliyah Huland El	g	5-8	3-4	0-0	0	3	3	4	13	2	5	1	1	30
02	Jae'Lisa Allen		2-4	0-0	0-0	0	0	0	0	4	1	2	0	0	12
05	Khyasia Caldwell		0-0	0-0	0-0	0	0	0	1	0	0	1	0	0	5
10	J'Kyra Brown		5-6	4-4	1-2	0	6	6	3	15	4	1	0	0	29
14	Lisa Jablonowski		1-2	0-1	0-2	3	1	4	1	2	2	2	0	1	25
35	Shakyna Payne		0-1	0-0	0-0	0	0	0	1	0	0	0	0	0	3
	<b>Team</b>					<b>2</b>	<b>4</b>	<b>6</b>							
	<b>Totals</b>		<b>26-46</b>	<b>9-15</b>	<b>7-14</b>	<b>7</b>	<b>28</b>	<b>35</b>	<b>19</b>	<b>68</b>	<b>15</b>	<b>20</b>	<b>7</b>	<b>5</b>	<b>200</b>
1st - FG %: 6-13 46.2%    2nd: 8-11 72.7%    3rd: 6-13 46.2%    4th: 6-9 66.7%    Game: 26-46 56.5%    Deadball Rebounds: 4															
3FG %: 2-4 50.0%    2-2 100.0%    1-4 25.0%    3-4 75.0%    9-15 60.0%    13-21 61.9%															
FT %: 4-6 66.7%    0-0 0.0%    0-0 0.0%    3-8 37.5%															

Officials: Bryan Brunette, Jennifer Rezac, Timothy Bryant  
Technical fouls: UNCG-None. Virginia-Jae'Lisa Allen.  
Attendance: 2642

Score by periods	1st	2nd	3rd	4th	Total
UNCG	14	9	13	14	50
Virginia	18	19	13	18	68

Points	In	Off	2nd	Fast	Bench
UNCG	16	12	7	2	11
VA	22	12	7	6	21

Score tied - 1 time.  
Lead changed - 2 times.

Last FG - UNCG 4th-01:51, VA 4th-00:17.  
Largest lead - UNCG by 1 1st-06:10, VA by 19 4th-05:15.  
UNCG led for 00:54. VA led for 38:44. Game was tied for 00:22.

**Official Basketball Box Score -- Game Totals -- Final Statistics  
Virginia vs Rutgers  
12/2/17 6 p.m. at Piscataway, N.J. - The RAC**

Virginia 43 • 4-6

##	Player	Total		3-Ptr		Rebounds			PF	TP	A	TO	Blk	Stl	Min
		FG-FGA	FT-FTA	FG-FGA	FT-FTA	Off	Def	Tot							
13	Jocelyn Willoughby	r	5-14	2-4	2-2	0	2	2	2	14	1	3	0	1	38
30	Felicia Aiy Eaton	c	3-7	0-0	0-0	2	9	11	1	6	1	2	4	0	37
01	Brianna Tinsley	g	1-2	1-1	2-0	0	1	1	3	5	0	3	0	0	20
10	J'Kyra Brown	g	5-11	3-8	0-2	1	5	6	3	13	3	0	0	1	40
23	Aliyah Huland El	g	1-4	0-2	1-2	2	2	4	4	3	2	2	0	0	25
02	Jae'Lisa Allen		0-1	0-0	0-0	0	0	0	0	0	0	0	0	0	3
04	Dominique Toussaint		0-4	0-1	0-0	0	0	0	0	2	1	1	0	0	9
05	Khyasia Caldwell		0-0	0-0	0-0	0	0	0	1	0	0	0	0	0	1
14	Lisa Jablonowski		1-2	0-0	0-0	1	3	4	1	2	2	1	0	1	27
	<b>Team</b>					<b>0</b>	<b>1</b>	<b>1</b>							
	<b>Totals</b>		<b>16-45</b>	<b>6-16</b>	<b>5-8</b>	<b>6</b>	<b>23</b>	<b>29</b>	<b>17</b>	<b>43</b>	<b>10</b>	<b>12</b>	<b>4</b>	<b>3</b>	<b>200</b>
1st - FG %: 5-11 45.5%    2nd: 1-9 11.1%    3rd: 4-11 36.4%    4th: 6-14 42.9%    Game: 16-45 35.6%    Deadball Rebounds: 2															
3FG %: 2-4 50.0%    1-3 33.3%    2-4 50.0%    1-5 20.0%    6-16 37.5%    13-21 61.9%															
FT %: 0-0 0.0%    2-2 100.0%    1-2 50.0%															

Rutgers 52 • 8-2

##	Player	Total		3-Ptr		Rebounds			PF	TP	A	TO	Blk	Stl	Min
		FG-FGA	FT-FTA	FG-FGA	FT-FTA	Off	Def	Tot							
35	Stasha Carey	r	2-5	1-2	4-6	4	5	9	2	9	0	2	0	3	29
40	Victoria Harris	c	2-3	0-0	1-2	4	2	6	2	5	1	0	1	2	25
03	Tyler Scaife	g	8-17	1-4	5-5	1	3	4	2	22	2	0	3	1	29
10	Kathleen Fitzpatrick	g	0-0	0-0	0-0	1	0	1	0	0	0	0	0	0	5
12	Khadija Sanders	g	1-4	0-2	0-0	1	5	6	4	2	5	1	0	0	25
01	Jazlynd Rollins		2-9	0-1	2-4	0	2	2	2	6	0	0	0	0	18
04	Kate Hill		0-1	0-1	0-0	0	0	0	0	0	0	0	0	0	9
05	Ciani Cryor		0-4	0-2	0-0	0	1	1	0	1	4	0	3	13	
11	Nigia Greene		2-6	1-4	1-4	0	3	3	1	6	2	0	0	0	21
15	Caitlin Jenkins		1-1	0-0	0-0	1	0	1	2	2	0	0	0	0	15
31	Tekia Mack		0-2	0-2	0-0	0	0	0	0	0	1	0	0	0	11
	<b>Team</b>					<b>2</b>	<b>3</b>	<b>5</b>							
	<b>Totals</b>		<b>18-52</b>	<b>3-18</b>	<b>13-21</b>	<b>14</b>	<b>24</b>	<b>38</b>	<b>15</b>	<b>52</b>	<b>12</b>	<b>8</b>	<b>4</b>	<b>9</b>	<b>200</b>
1st - FG %: 3-12 25.0%    2nd: 6-18 33.3%    3rd: 5-12 41.7%    4th: 4-10 40.0%    Game: 18-52 34.6%    Deadball Rebounds: 5															
3FG %: 1-6 16.7%    2-6 33.3%    0-4 0.0%    0-2 0.0%    3-18 16.7%    13-21 61.9%															
FT %: 4-4 100.0%    1-2 50.0%    0-2 0.0%    6-13 46.2%															

Officials: Dee Kanter, Cameron Inouye, Frank Statorone  
Technical fouls: Virginia-None. Rutgers-None.  
Attendance: 1368

Score by periods	1st	2nd	3rd	4th	Total
Virginia	12	5	11	15	43
Rutgers	11	15	12	14	52

Points	In	Off	2nd	Fast	Bench
VA	18	8	5	2	2
RU	6	9	6	14	

Last FG - VA 4th-01:16, RU 4th-02:46.  
Largest lead - VA by 1 1st-01:07, RU by 11 3rd-07:56.  
VA led for 00:48. RU led for 38:24. Game was tied for 00:48.  
Score tied - 0 times.  
Lead changed - 4 times.

**Official Basketball Box Score -- Game Totals -- Final Statistics  
Virginia vs Ohio  
12/17/17 3:30 PM at Student Life Center, West Palm Beach, FL**

Virginia 77 • 5-6

##	Player	Total		3-Ptr		Rebounds			PF	TP	A	TO	Blk	Stl	Min
		FG-FGA	FT-FTA	FG-FGA	FT-FTA	Off	Def	Tot							
30	Felicia Aiy Eaton	r	4-11	0-0	2-4	6	8	14	0	10	0	0	3	0	22
01	Brianna Tinsley	g	1-6	1-4	0-0	0	3	3	1	3	5	3	0	0	28
04	Dominique Toussaint	g	5-9	3-6	0-0	0	6	6	3	13	5	5	0	2	26
13	Jocelyn Willoughby	g	2-3	0-0	0-0	0	3	3	0	4	2	0	0	0	23
23	Aliyah Huland El	g	8-15	1-2	0-0	3	0	3	2	17	1	2	1	0	25
02	Jae'Lisa Allen		1-1	0-0	0-0	0	2	2	2	2	0	0	0	0	8
03	Lauren Moses		2-2	0-0	3-4	3	2	5	2	7	0	3	1	0	13
05	Khyasia Caldwell		0-3	0-0	0-0	0	0	0	1	0	0	0	0	0	3
10	J'Kyra Brown		4-6	4-5	2-2	1	4	5	2	14	6	4	0	0	28
14	Lisa Jablonowski		3-5	0-1	0-0	2	1	3	1	6	1	0	0	0	21
35	Shakyna Payne		0-1	0-0	1-2	2	1	3	1	1	0	1	0	0	3
	<b>Team</b>					<b>3</b>	<b>1</b>	<b>4</b>							
	<b>Totals</b>		<b>30-62</b>	<b>9-18</b>	<b>8-12</b>	<b>20</b>	<b>31</b>	<b>51</b>	<b>15</b>	<b>77</b>	<b>20</b>	<b>18</b>	<b>5</b>	<b>2</b>	<b>200</b>
1st - FG %: 8-15 53.3%    2nd: 6-16 37.5%    3rd: 10-15 66.7%    4th: 6-16 37.5%    Game: 30-62 48.4%    Deadball Rebounds: 3															
3FG %: 3-6 50.0%    2-6 33.3%    1-1 100.0%    3-5 60.0%    9-18 50.0%    8-12 66.7%															
FT %: 0-0 0.0%    2-2 100.0%    4-6 66.7%															

Ohio 59 • 5-5

##	Player	Total		3-Ptr		Rebounds			PF	TP	A	TO	Blk	Stl	Min
		FG-FGA	FT-FTA	FG-FGA	FT-FTA	Off	Def	Tot							
54	JESSING, Kendall	r	1-4	0-3	0-0	1	0	1	2	2	2	2	0	2	20
00	AGLER, Taylor	g	1-5	1-4	2-2	0	4	4	1	5	3	3	0	1	29
02	BARKE, Katie	g	2-6	2-6	0-0	0	0	0	0	6	2	0	0	2	24
03	BURKE, AMANI	g	5-10	3-6	1-2	1	1	2	3	14	0	3	0	1	29
10	DOSECK, Dominique	g	4-12	3-11	0-0	0	1	1	0	11	3	1	0	4	23
01	HOOKS, Cierra		2-4	0-0	2-6	0	1	1	4	6	3	2	0	3	26
05	STOWER, Alexis		0-1	0-1	0-0	0	1	1	1	0	0	1	0	0	14
13	BOWER, Olivia		2-6	2-3	0-0	3	1	4	3	6	0	0	0	0	15
15	BAMBULE, Kaylee		0-1	0-1	0-0	0	1	1	0	0	0	0	0	0	5
41	BURRIS, Gabby		2-6	1-4	4-4	0	0	0	0	9	0	0	0	1	15
	<b>Team</b>					<b>4</b>	<b>3</b>	<b>7</b>							
	<b>Totals</b>		<b>19-55</b> </												



**Official Basketball Box Score -- Game Totals -- Final Statistics**  
**Manhattan vs Virginia**  
**12/21/17 7 p.m. at JPJ Arena, Charlottesville, Va.**

**Manhattan 47 • 3-8**

#	Player	Total		3-Ptr		Rebounds				PF	TP	A	TO	Blk	Stl	Min	
		FG	FGA	FG	FGA	Off	Def	Tot									
35	Grimme, Kayla	1	7-17	1	5	0	0	1	3	4	4	15	0	2	1	0	31
22	Warley, Courtney	2	4-0	0	0	2	2	0	2	4	6	1	2	0	2	2	22
13	Morgan, Lizahya	2	8-8	0	0	0	0	3	3	1	4	2	2	0	1	25	
14	Williams, Taylor	1	2-1	1	2	0	0	1	2	0	3	1	0	0	0	15	
15	Tatum, Amani	2	10-10	2	8	0	0	3	5	8	3	6	5	6	0	37	
02	Cajou, Gabby	1	6-3	1	3	0	0	2	2	1	3	6	5	0	0	32	
03	O'Reilly, KellyAnne	0	0-0	0	0	0	0	0	0	0	0	0	1	0	0	1	
04	Bedeker, Emma	0	0-0	0	0	0	0	0	0	0	0	0	0	0	0	1	
10	Makela, Sini	0	0-1	0	0	0	0	1	1	1	1	0	0	0	1	8	
12	Hoier, Julie	0	0-0	0	0	0	0	0	0	0	0	0	0	0	0	7	
20	Pendergrass, Nyala	0	0-0	0	0	0	0	0	0	0	0	0	0	0	0	1	
23	Smith, Alex	4	7-7	0	0	2	2	1	3	4	10	0	1	1	0	16	
30	Guiton, Mikki	0	0-0	0	0	0	0	0	0	0	0	0	0	0	0	4	
<b>Team</b>								6	0	6				1			
<b>Totals</b>			19-55		5-23		4-4	13	18	31	18	47	11	21	2	10	200

1st - FG %: 4-13 30.8% 2nd: 7-15 46.7% 3rd: 5-16 31.3% 4th: 3-11 27.3% Game: 19-55 34.5% Deadball Rebounds 0  
 3FG %: 1-7 14.3% 2-4 50.0% 1-9 16.7% 1-6 16.7% 5-23 21.7%  
 FT %: 0-0 0.0% 0-0 0.0% 0-0 0.0% 4-4 100.0% 4-4 100.0%

**Virginia 69 • 7-6**

#	Player	Total		3-Ptr		Rebounds				PF	TP	A	TO	Blk	Stl	Min	
		FG	FGA	FG	FGA	Off	Def	Tot									
30	Felicia Aiyeton	3	5-0	0	0	1	1	2	7	9	1	7	0	2	1	0	22
01	Brianna Tinsley	3	4-4	1	2	1	2	0	1	1	0	8	2	2	0	1	19
04	Dominique Toussaint	2	5-0	2	2	1	2	0	4	4	1	5	5	1	0	0	30
13	Jocelyn Willoughby	3	8-8	0	0	2	2	4	2	6	1	1	0	1	0	20	
23	Aliyah Huland El	3	8-3	0	3	1	1	2	1	2	1	7	2	3	0	24	
02	Jae'Lisa Allen	0	0-0	0	0	0	1	1	0	1	0	0	0	0	0	6	
03	Lauren Moses	7	9-0	0	2	2	2	4	3	16	0	2	0	2	1	21	
05	Khyasia Caldwell	1	1-0	0	2	0	0	0	0	4	0	0	0	0	0	4	
10	J'Kyra Brown	3	9-14	1	1	1	2	3	1	8	4	3	1	2	2	28	
14	Lisa Jablonski	2	3-1	2	3	4	0	3	0	8	2	0	0	1	2	22	
35	Shakyna Payne	0	1-0	0	0	0	0	0	0	1	0	0	1	0	1	4	
<b>Team</b>								1	0	1							
<b>Totals</b>			27-53		3-13		12-15	9	23	32	11	69	16	15	2	11	200

1st - FG %: 9-13 69.2% 2nd: 9-19 47.4% 3rd: 4-12 33.3% 4th: 5-9 55.6% Game: 27-53 50.9% Deadball Rebounds 2  
 3FG %: 0-0 0.0% 3-9 33.3% 0-2 0.0% 0-2 0.0% 3-13 23.1%  
 FT %: 0-0 0.0% 4-5 80.0% 1-2 50.0% 7-8 87.5% 12-15 80.0%

Officials: Bruce Morris, Talisa Green, Nic Cappel  
 Technical fouls: Manhattan-None. Virginia-None.  
 Attendance: 2383

Score by periods	1st	2nd	3rd	4th	Total						
Manhattan	9	16	11	11	47	Points	In	Off	2nd	Fast	Bench
Virginia	18	25	9	17	69	MANW	16	8	4	0	13
						VA	28	28	8	4	36

Last FG - MANW 4th-03:01, VA 4th-00:32.  
 Largest lead - MANW None, VA by 24 4th-00:32.  
 MANW led for 00:00, VA led for 38:47, Game was tied for 00:51.  
 Score tied - 0 times.  
 Lead changed - 0 times.



**Official Basketball Box Score -- Game Totals -- Final Statistics**  
**Syracuse vs Virginia**  
**12/31/17 2 p.m. at JPJ Arena, Charlottesville, Va.**

**Syracuse 63 • 12-3, 0-2 ACC**

#	Player	Total		3-Ptr		Rebounds				PF	TP	A	TO	Blk	Stl	Min	
		FG	FGA	FG	FGA	Off	Def	Tot									
04	Tiana Mangakahia	7	21	5	13	1	2	1	3	4	2	20	8	12	0	37	
11	Gabrielle Cooper	2	10-10	2	9	2	2	0	6	6	4	8	1	2	0	38	
22	Amaya Finklea-Guity	3	6-0	0	0	1	2	3	2	7	1	3	2	2	1	32	
32	Miranda Drummond	2	6-1	1	4	1	2	3	4	7	3	6	1	3	0	29	
45	Digna Strautmans	3	8-1	3	3	1	2	3	3	10	0	0	0	2	0	30	
01	Raven Fox	1	1-1	1	1	0	0	2	2	0	3	1	1	0	0	8	
23	Isis Young	2	4-2	2	3	0	0	1	0	1	2	6	1	2	0	16	
34	Abby Grant	0	0-0	0	0	0	0	0	0	0	0	0	0	0	0	1	
44	Jasmine Nwajei	1	1-1	1	1	0	0	2	0	2	1	3	0	0	0	9	
<b>Team</b>								6	2	3							
<b>Totals</b>			21-57		13-34		8-11	15	23	37	17	63	13	23	2	9	200

1st - FG %: 6-16 37.5% 2nd: 7-11 63.6% 3rd: 4-16 25.0% 4th: 4-14 28.6% Game: 21-57 36.8% Deadball Rebounds 1  
 3FG %: 4-8 50.0% 4-8 50.0% 3-9 33.3% 2-9 22.2% 13-34 38.2%  
 FT %: 1-1 100.0% 1-2 50.0% 4-6 66.7% 2-2 100.0% 8-11 72.7%

**Virginia 68 • 9-6, 2-0 ACC**

#	Player	Total		3-Ptr		Rebounds				PF	TP	A	TO	Blk	Stl	Min	
		FG	FGA	FG	FGA	Off	Def	Tot									
01	Brianna Tinsley	1	5-1	1	3	2	2	3	0	3	2	5	1	0	0	2	17
04	Dominique Toussaint	3	10-10	1	5	2	2	0	5	5	4	9	6	3	0	2	32
13	Jocelyn Willoughby	2	6-1	2	3	4	1	0	1	2	8	0	3	0	4	29	
23	Aliyah Huland El	4	8-8	3	5	4	3	2	5	1	12	2	2	0	1	35	
30	Felicia Aiyeton	6	10-0	0	2	8	10	1	15	3	3	2	1	2	1	28	
03	Lauren Moses	2	7-0	1	1	2	2	2	5	1	3	1	3	1	2	20	
10	J'Kyra Brown	4	10-2	6	2	4	6	0	12	3	2	1	2	2	27		
14	Lisa Jablonski	1	1-0	0	0	0	0	1	2	0	0	0	0	0	0	12	
<b>Team</b>								3	3	6							
<b>Totals</b>			23-57		8-22		14-22	15	23	38	13	68	16	16	4	15	200

1st - FG %: 5-17 29.4% 2nd: 7-17 41.2% 3rd: 7-14 50.0% 4th: 4-9 44.4% Game: 23-57 40.4% Deadball Rebounds 5  
 3FG %: 1-8 12.5% 2-5 40.0% 3-4 75.0% 2-5 40.0% 8-22 36.4%  
 FT %: 0-0 0.0% 5-6 83.3% 3-4 75.0% 6-12 50.0% 14-22 63.6%

Officials: Joseph Vaszily, Thomas Danaher, Mark Berger  
 Technical fouls: Syracuse-None. Virginia-None.  
 Attendance: 2979

Score by periods	1st	2nd	3rd	4th	Total						
Syracuse	17	19	15	12	63	Points	In	Off	2nd	Fast	Bench
Virginia	11	21	20	16	68	SU	16	22	8	0	12
						VA	20	24	11	4	19

Last FG - SU 4th-00:38, VA 4th-01:05.  
 Largest lead - SU by 9 2nd-09:55, VA by 6 1st-04:53.  
 SU led for 19:48, VA led for 14:33, Game was tied for 05:39.  
 Score tied - 5 times.  
 Lead changed - 12 times.

**Official Basketball Box Score -- Game Totals -- Final Statistics**  
**Pittsburgh vs Virginia**  
**12/28/17 7 p.m. at JPJ Arena, Charlottesville, Va.**

**Pittsburgh 50 • 7-6, 0-1 ACC**

#	Player	Total		3-Ptr		Rebounds				PF	TP	A	TO	Blk	Stl	Min	
		FG	FGA	FG	FGA	Off	Def	Tot									
01	Danielle Garven	2	4-0	0	0	1	1	0	4	4	0	5	0	1	2	1	21
32	Kalista Walters	3	8-8	0	0	0	0	3	7	10	3	6	1	1	1	4	40
03	Jasmine Whitney	2	9-1	1	3	4	0	3	3	2	8	2	3	1	2	36	
05	Kaui Bradley	1	4-3	1	3	0	2	5	7	4	3	3	6	0	1	31	
12	Yacine Diop	2	12-2	0	2	0	0	1	1	2	2	4	1	2	0	1	20
10	Cassidy Walsh	0	0-0	0	0	0	0	0	0	0	0	1	0	0	0	4	
13	Kyla Nelson	3	8-8	1	4	0	0	1	1	2	3	7	2	2	0	22	
20	Pika Rodriguez	6	10-10	5	8	0	0	0	0	0	3	17	1	0	0	1	26
<b>Team</b>								2	2	4							
<b>Totals</b>			19-55		8-18		4-5	9	23	32	18	50	10	15	4	10	200

1st - FG %: 3-13 23.1% 2nd: 5-14 35.7% 3rd: 4-16 25.0% 4th: 7-12 58.3% Game: 19-55 34.5% Deadball Rebounds 1  
 3FG %: 1-2 50.0% 3-6 50.0% 3-9 33.3% 1-1 100.0% 8-18 44.4%  
 FT %: 1-2 50.0% 1-1 100.0% 0-0 0.0% 2-2 100.0% 4-5 80.0%

**Virginia 62 • 8-6, 1-0 ACC**

#	Player	Total		3-Ptr		Rebounds				PF	TP	A	TO	Blk	Stl	Min
---	--------	-------	--	-------	--	----------	--	--	--	----	----	---	----	-----	-----	-----

**Official Basketball Box Score -- Game Totals -- Final Statistics  
 Clemson vs Virginia  
 01/07/18 2 p.m. at JPJ Arena, Charlottesville, Va.**
**Clemson 41 • 10-6, 0-3 ACC**

#	Player	Total			3-Ptr			Rebounds			PF	TP	A	TO	Blk	Stl	Min
		FG-FGA	FG-FGA	FT-FTA	FG-FGA	FG-FGA	FT-FTA	Off	Def	Tot							
24	Ivy Atkism	f	1-3	0-0	0-0	0	2	2	3	2	0	0	0	0	0	16	
44	Kobi Thornton	f	3-9	0-0	0-0	0	2	2	5	6	0	3	0	1	26		
55	Tylar Bennett	f	1-1	0-0	0-1	2	3	5	3	2	0	2	1	0	30		
05	Danielle Edwards	g	3-12	1-5	1-2	1	4	5	2	8	4	3	1	2	32		
33	Alexis Carter	g	6-12	0-0	0-2	0	3	3	0	12	3	3	0	0	36		
01	Destiny Thomas		2-4	1-1	0-0	1	2	3	0	5	0	1	0	0	23		
02	Jenise Strover		1-2	0-0	0-0	0	1	1	1	2	0	1	0	0	4		
15	Jaia Alexander		2-7	0-1	0-2	1	2	3	0	4	1	3	0	2	20		
20	Sirah Diarra		0-0	0-0	0-0	0	2	2	2	0	0	2	0	0	13		
	Team					3	1	4			1						
<b>Totals</b>			<b>19-50</b>	<b>2-7</b>	<b>1-7</b>	<b>8</b>	<b>22</b>	<b>30</b>	<b>16</b>	<b>41</b>	<b>8</b>	<b>19</b>	<b>2</b>	<b>5</b>	<b>200</b>		
1st - FG %:		6-13	46.2%	2nd: 3-10	30.0%	3rd: 5-9	55.6%	4th: 5-18	27.8%	Game: 19-50	38.0%	Deadball					
3FG %:		1-2	50.0%	1-2	50.0%	0-1	0.0%	0-2	0.0%	2-7	28.6%	Rebounds					
FT %:		0-1	0.0%	0-2	0.0%	1-2	50.0%	0-2	0.0%	1-7	14.3%	3					

**Virginia 70 • 11-6, 4-0 ACC**

#	Player	Total			3-Ptr			Rebounds			PF	TP	A	TO	Blk	Stl	Min
		FG-FGA	FG-FGA	FT-FTA	FG-FGA	FG-FGA	FT-FTA	Off	Def	Tot							
13	Jocelyn Willoughby	f	5-9	2-3	4-4	0	5	5	1	16	0	3	0	1	28		
30	Felicia Aiyetan	c	4-8	0-0	2-3	3	7	10	0	10	2	2	4	1	18		
01	Brianna Tinsley	g	2-5	1-3	0-0	0	1	1	1	5	1	1	0	0	23		
04	Dominique Toussaint	g	4-8	2-5	0-0	0	3	3	3	10	5	1	0	1	25		
23	Aliyah Huland El	g	4-7	0-2	0-1	1	1	2	0	8	3	2	0	2	25		
03	Lauren Moses		5-8	0-0	1-3	2	1	3	1	11	1	0	0	1	19		
05	Khyasia Caldwell		1-2	0-0	0-0	0	0	0	1	2	0	0	0	0	4		
10	J'Kyra Brown		2-5	1-4	0-0	1	0	1	0	5	3	1	0	3	26		
14	Lisa Jablonowski		1-2	0-1	0-0	1	4	5	2	2	1	1	1	0	18		
32	Mone Jones		0-1	0-0	1-2	0	1	1	0	1	0	0	0	0	9		
35	Shakyna Payne		0-1	0-0	0-0	0	0	0	0	0	0	0	0	0	5		
	Team					2	3	5									
<b>Totals</b>			<b>28-56</b>	<b>6-18</b>	<b>8-13</b>	<b>10</b>	<b>26</b>	<b>36</b>	<b>9</b>	<b>70</b>	<b>16</b>	<b>11</b>	<b>5</b>	<b>9</b>	<b>200</b>		
1st - FG %:		7-19	36.8%	2nd: 7-13	53.8%	3rd: 7-12	58.3%	4th: 7-12	58.3%	Game: 28-56	50.0%	Deadball					
3FG %:		0-6	0.0%	1-4	25.0%	3-5	60.0%	2-3	66.7%	6-18	33.3%	Rebounds					
FT %:		2-4	50.0%	2-2	100.0%	0-2	0.0%	4-5	80.0%	8-13	61.5%	1					

 Officials: Dan Outlaw, Kevin Sparrock, Kristi Vera  
 Technical fouls: Clemson-None. Virginia-TEAM.  
 Attendance: 3995  
 CU: 44 fouled out at 5:11 (IV)

Score by periods	1st	2nd	3rd	4th	Total
Clemson	13	7	11	10	<b>41</b>
Virginia	16	17	17	20	<b>70</b>

Points	In	Off	2nd	Fast	Bench
CU	26	6	4	2	11
VA	26	24	11	6	21

 Last FG - CU 4th-00:55, VA 4th-01:54.  
 Largest lead - CU None, VA by 31 4th-03:36.  
 CU led for 00:00. VA led for 39:38. Game was tied for 00:22.

 Score tied - 0 times.  
 Lead changed - 0 times.

<b>RECORD:</b>	<b>OVERALL</b>	<b>HOME</b>	<b>AWAY</b>	<b>NEUTRAL</b>
<b>ALL GAMES</b>	11-6	8-3	1-3	2-0
<b>CONFERENCE</b>	4-0	3-0	1-0	0-0
<b>NON-CONFERENCE</b>	7-6	5-3	0-3	2-0

<b>Date</b>	<b>UVA. Rank</b>	<b>Opponent</b>	<b>Score</b>	<b>W/L</b>	<b>Rec.</b>	<b>ACC</b>	<b>Attend.</b>	<b>High Scorer</b>	<b>High Reb.</b>	<b>Opp. High Scr</b>
11/10	RV	at 7 Mississippi St	68-53	L	0-1	0-0	6811	Toussaint 17	Aiyeotan 7	Vivians 22
11/12	RV	CENTRAL CONN	103-59	W	1-1	0-0	3306	Willoughby 19	Aiyeotan 10	Patterson 19
11/16	RV	GEORGIA	64-61	L	1-2	0-0	3170	Toussaint 18	FA, JB, AHE 7	Robinson 15
11/19	RV	at Dayton	61-46	L	1-3	0-0	1866	DT, JW 9	Aiyeotan 6	Scaife 17
11/21		HAMPTON	66-62	W	2-3	0-0	2546	Willoughby 15	Willoughby 6	Finney-Smith 17
11/25		HARVARD	50-48	W	3-3	0-0	2838	Moses 13	Moses 10	KB, MR 11
11/26		DUQUESNE	74-63	L	3-4	0-0	2846	Huland EI 17	Moses 6	Omogrosso 25
11/29		No. 15 MARYLAND	60-59	L	3-5	0-0	3082	Toussaint 18	Moses 11	SJ, KC 13
12/02		UNCG	68-50	W	4-5	0-0	2642	Brown 15	Aiyeotan 9	Soliman 15
12/04		at Rutgers	52-43	L	4-6	0-0	1368	Willoughby 14	Aiyeotan 11	Scaife 22
12/17		vs Ohio	77-59	W	5-6	0-0	200	Huland EI 17	Aiyeotan 14	Burke 14
12/18		vs Indiana	82-72	WOT	6-6	0-0	150	Brown 24	Huland EI 10	Buss 28
12/21		MANHATTAN	69-47	W	7-6	0-0	2383	Moses 16	Aiyeotan 9	Grimme 15
12/28		PITT	62-50	W	8-6	1-0	2822	Toussaint 16	Aiyeotan 10	Rodriguez 17
12/31		RV SYRACUSE	68-63	W	9-6	2-0	2979	Huland EI 15	Aiyeotan 10	Mangakahia 20
01/04		RV NC State	73-63	W	10-6	3-0	1801	Brown 18	FA/FB 5	Hawkins 14
01/07		CLEMSON	70-41	W	11-7	4-0	3995	Willoughby 16	Aiyeotan 10	Carter 12



<b>OPPONENT</b>	<b>AIYEOTAN</b>	<b>ALLEN</b>	<b>BROWN</b>	<b>CALDWELL</b>	<b>HULAND EL</b>	<b>JABLONOWSKI</b>
at Miss St	<b>4-7-0</b>	DNP	<b>4-4-0</b>	2-0-0	6-0-0	5-3-0
CENT CONN	<b>12-10-0</b>	3-2-1	<b>8-4-2</b>	5-2-1	13-1-2	4-6-1
GEORGIA	<b>8-7-1</b>	DNP	<b>1-7-2</b>	0-0-0	9-7-2	0-3-0
at Dayton	<b>5-6-0</b>	DNP	8-5-1	0-0-0	8-3-1	<b>0-3-2</b>
HAMPTON	2-3-0	DNP	6-3-2	DNP	<b>10-2-2</b>	4-3-1
HARVARD	6-7-2	DNP	3-1-0	DNP	<b>8-5-4</b>	2-6-1
DUQUESNE	2-5-2	DNP	15-4-2	0-0-0	<b>17-4-0</b>	6-4-2
MARYLAND	10-6-0	DNP	11-1-4	DNP	<b>9-1-1</b>	0-1-0
UNCG	<b>8-9-1</b>	4-0-1	15-6-4	0-0-0	<b>13-3-2</b>	2-4-2
at Rutgers	<b>6-11-1</b>	0-0-0	<b>13-6-3</b>	0-0-0	<b>3-4-2</b>	2-4-2
vs Ohio	<b>10-14-0</b>	2-2-0	14-5-6	0-0-0	<b>17-3-1</b>	6-3-1
vs Indiana	<b>10-3-2</b>	DNP	24-4-2	DNP	<b>7-10-1</b>	2-5-2
MANHATTAN	<b>7-9-0</b>	0-1-0	8-3-4	4-0-0	<b>7-2-2</b>	8-3-2
PITTSBURGH	<b>10-10-1</b>	DNP	9-2-1	DNP	<b>10-2-0</b>	4-3-1
SYRACUSE	<b>12-10-3</b>	INJ	12-6-3	DNP	<b>15-5-2</b>	2-0-0
at NC State	<b>4-5-0</b>	INJ	18-5-2	DNP	<b>13-4-1</b>	3-3-2
CLEMSON	<b>10-10-2</b>	INJ	5-1-3	2-0-0	<b>8-2-3</b>	2-5-1
at Boston College						
at Duke						
VIRGINIA TECH						
NORTH CAROLINA						
at Georgia Tech						
LOUISVILLE						
at Florida State						
at Virginia Tech						
NOTRE DAME						
MIAMI						
at Louisville						
at Wake Forest						

<b>OPPONENT</b>	<b>JONES</b>	<b>MOSES</b>	<b>PAYNE</b>	<b>TINSLEY</b>	<b>TOUSSAINT</b>	<b>WILLOUGHBY</b>
at Miss State	0-0-2	<b>2-3-1</b>	DNP	7-2-1	<b>17-6-3</b>	<b>6-6-0</b>
CENT CONN	6-0-2	<b>9-6-2</b>	4-3-0	3-4-3	<b>17-2-3</b>	<b>19-4-2</b>
GEORGIA	0-0-0	<b>5-0-1</b>	DNP	3-1-1	<b>18-3-5</b>	<b>17-2-0</b>
at Dayton	0-1-1	7-5-0	DNP	<b>0-1-0</b>	<b>9-2-4</b>	<b>9-5-1</b>
HAMPTON	INJ	<b>9-5-0</b>	DNP	<b>6-1-0</b>	<b>14-3-6</b>	<b>15-6-0</b>
HARVARD	INJ	<b>13-10-0</b>	DNP	<b>1-1-0</b>	<b>5-3-2</b>	<b>12-8-1</b>
DUQUESNE	INJ	<b>3-6-1</b>	DNP	<b>3-2-3</b>	<b>11-2-1</b>	<b>6-4-2</b>
MARYLAND	INJ	<b>3-11-2</b>	DNP	<b>0-2-2</b>	<b>18-2-2</b>	<b>8-7-1</b>
UNCG	INJ	INJ	0-0-0	<b>4-1-3</b>	<b>11-4-1</b>	<b>11-2-1</b>
at Rutgers	INJ	INJ	DNP	<b>5-1-0</b>	2-0-0	<b>14-2-1</b>
vs Ohio	INJ	7-5-0	1-3-0	<b>3-3-5</b>	<b>13-6-5</b>	<b>4-3-2</b>
vs Indiana	INJ	14-0-1	DNP	<b>5-4-4</b>	<b>12-3-4</b>	<b>8-2-1</b>
MANHATTAN	INJ	16-4-0	0-0-0	<b>8-1-2</b>	<b>5-4-5</b>	<b>6-4-1</b>
PITTSBURGH	INJ	4-7-0	DNP	<b>5-1-1</b>	<b>16-4-7</b>	<b>4-9-0</b>
SYRACUSE	DNP	5-2-1	DNP	<b>5-3-1</b>	<b>9-5-6</b>	<b>8-1-0</b>
at NC State	DNP	9-3-0	DNP	<b>5-1-2</b>	<b>11-4-1</b>	<b>10-3-2</b>
CLEMSON	1-1-0	11-3-1	0-0-0	<b>5-1-1</b>	<b>10-3-5</b>	<b>16-5-0</b>
at Boston College						
at Duke						
VIRGINIA TECH						
NORTH CAROLINA						
at Georgia Tech						
LOUISVILLE						
at Florida State						
at Virginia Tech						
NOTRE DAME						
MIAMI						
at Louisville						
at Wake Forest						



<b>VIRGINIA</b>	<b>OPPONENT</b>
Bench Points . . . . .399 (23.5 ppg)	278 (16.4 ppg)
FG Percentage- Home . . . . .278-575 (.483)	227-623 (.364)
FG Percentage- Road . . . . .76-214 (.355)	86-232 (.371)
FG Percentage- Neutral . . . . .58-124 (.467)	44-112 (.392)
Most Points - Quarter . . . . .32 (1st) vs CCSU	28 (1st) vs Ohio
Fewest Points- Quarter . . . . .5 (2nd) at Rutgers	6 (2nd) vs Ohio
Most Points at the Half . . . . .63 vs CCSU	34 vs Maryland
Fewest Points at the Half . . . . .17 at Rutgers	20 (2x) last vs Clemson
Largest Halftime Lead . . . . .29 vs CCSU	
Largest Halftime Deficit . . . . .10 at Miss State	

**VIRGINIA'S RECORD WHEN**

Game decided by 10 pts or less . . . . .	5-3
Leading at halftime . . . . .	10-1
Trailing at halftime . . . . .	1-5
Tied at halftime . . . . .	0-0
Went into overtime . . . . .	1-0
Leading by 10 or more points . . . . .	9-0
Shot FG 50% or better . . . . .	5-0
Shot FG less than 50% . . . . .	6-5
Shot FG less than 40% . . . . .	2-4
Shot FG 40% or better . . . . .	8-2
Holding opponent under 60 pts . . . . .	7-0
Scoring 30-39 points . . . . .	0-0
Scoring 40-49 points . . . . .	0-1
Scoring 50-59 points . . . . .	1-3
Scoring 60-69 points . . . . .	5-2
Scoring 70-79 points . . . . .	3-0
Scoring 80-89 points . . . . .	1-0
Scoring 90-100 points . . . . .	0-0
Scoring over 100 points . . . . .	1-0
Outrebounding opponent . . . . .	9-0
Being outrebounded . . . . .	2-6
Tied in rebounding . . . . .	0-0
Have fewer TOs than opponent . . . . .	7-2
Committing 15 or less TOs . . . . .	7-1

**SCORING BENCHMARKS**
**GAMES WITH 20 OR MORE POINTS IN 17-18**

J'Kyra Brown . . . . .	1
------------------------	---

**GAMES WITH 10 OR MORE POINTS IN 17-18**

Dominique Toussaint . . . . .	12
J'Kyra Brown . . . . .	8
Aliyah Huland El . . . . .	8
Jocelyn Willoughby . . . . .	8
Felicia Aiyeotan . . . . .	7
Lauren Moses . . . . .	4

**GAMES WITH 10 OR MORE REBOUNDS IN 17-18**

Felicia Aiyeotan . . . . .	6
Lauren Moses . . . . .	2
Aliyah Huland El . . . . .	1

**DOUBLE DOUBLES IN 17-18**

Felicia Aiyeotan . . . . .	5
Lauren Moses . . . . .	1

<b>VIRGINIA HIGHS</b>		<b>OPPONENT HIGHS</b>	
Points	103 vs CCSU	74 vs Duquesne	
FG Made	43 vs CCSU	26 vs Georgia	
FG Attempts	78 vs CCSU	68 vs Georgia	
FG %	.551 (43-78) vs CCSU	.439 (25-57) vs Indiana	
3FG Made	9 vs UNCG	13 vs Syracuse	
3FG Attempts	22 vs Duquesne	39 vs Ohio	
3 pt %	.600 (9-15) vs UNCG	.444 (8-18) vs Pitt	
Free Throws Made	19 vs Indiana	19 vs Duquesne	
Free Throw Attempts	25 at NC State	24 at NC State	
Free Throw %	.889 (16-18) vs Pitt	.875 (2x)	
	1.000 (4-4) vs Manhattan		
Rebounds	51 vs Ohio	53 at Dayton	
Assists	19 vs CCSU	17 vs Georgia	
Steals	13 vs CCSU	14 (2x)	
Blocked Shots	10 vs Maryland	8 at Miss St	
Turnovers	23 (2x) last vs Indiana	23 at Dayton	
Fouls	23 (2x) last at NC State	21 (2x) last vs Indiana	

<b>VIRGINIA LOWS</b>		<b>OPPONENT LOWS</b>	
Points	43 at Rutgers	41 vs Clemson	
FG Made	16 (2x)	17 vs CCSU	
FG Attempts	45 at Rutgers	47 vs Harvard	
FG %	.258 (16-62) vs Harvard	.309 (17-55) vs CCSU 11/12	
3FG Made	3 at Miss St	2 vs Clemson	
3FG Attempts	9 at Miss St	7 vs Clemson	
3FG %	.238 (5-21) vs Harvard	.167 at Rutgers	
Free Throws Made	5 (3x)	1 vs Clemson	
Free Throw Attempts	6 at Dayton	4 vs Manhattan	
Free Throw %	.529 (9-17) vs CCSU	.143 (1-7) vs Clemson	
Rebounds	29 at Rutgers	30 vs lemsonn	
Assists	7 at Miss St	9 vs Harvard	
Steals	3 at Rutgers	2 vs CCSU	
Blocked Shots	1 at NC State	1 (several)	
Turnovers	9 vs CCSU	8 at Rutgers	
Fouls	9 (2x) last vs Clemson	11 vs UNCG 12/2	

<b>VIRGINIA INDIVIDUAL HIGHS</b>		<b>OPPONENT INDIVIDUAL HIGHS</b>	
Points	24 Brown vs Indiana	28 Buss vs Indiana	
FG Made	8 Willoughby vs CCSU	10 Buss vs Indiana	
FG Attempts	18 Toussaint (2x)	21 Mangakahia vs Syracuse	
FG %	.833 (5-6) (2x) last Aiyetotan vs Pitt	.667 (6-9) Patterson vs CCSU	
3FG Made	4 (2x) last Brown vs UNCG	5 (2x)	
3FG Attempts	10 Huland El vs Duquesne	13 Mangakahia vs Syracuse	
3FG Percentage	4-4 Brown vs UNCG	3-3 Confroy vs Maryland	
		.714 (5-7) Patterson vs CCSU	
FT Made	6 several	8 Omogrosso vs Duquesne	
FT Attempts	8 Moses (2x) last vs Indiana	10 (2x)	
FT Percentage	6-6 (3x) last Willoughby at NC State	6-6 Vojinovic vs Duquesne	
Rebounds	14 Aiyetotan vs Ohio	15 Cannon vs Duquesne	
Assists	7 Toussaint vs Pitt	9 Cole vs Georgia	
Steals	5 (2x) last Moses vs Indiana	4 Morrison vs Georgia	
Blocked Shots	6 Aiyetotan (2x) last vs UNCG	4 Boehm vs Harvard	
Turnovers	8 Toussaint at Miss St	12 Mangakahia vs Syracuse	

**VIRGINIA INDIVIDUALS**

- **Two UVA players with double-doubles in the same game:** vs Coppin State 11/13/16 (Moses 15-10r, Huland EI 12-10a, Aiyeotan 23-12r)
- **Four players in double figures:** vs Clemson 1/7/18 (Willoughby 16, Moses 11, Aiyeotan 10, Toussaint 10)
- **Five Players in double figures:** vs Coppin State 11/13/16 (Willoughby 21, Moses 15, Huland EI 12, Brown 18, Aiyeotan 23)
- **Six players in double figures:** vs Norfolk State 11/16/15 (Randolph 17, Moses 12, Brown 11, Venson 10, Mason 10, Huland EI 10, Jones 10)
- **Seven players in double figures:** vs Norfolk State 11/16/15 (Randolph 17, Moses 12, Brown 11, Venson 10, Mason 10, Huland EI 10, Jones 10)
- **Zero players in double figures:** at Dayton, 11/19/17
- **Every Cavalier player scored:** vs CCSU 11/12/17
- **Scored 20 points:** 24, J'Kyra Brown vs Indiana 12/18/17
- **Scored 25 points:** 25, Jocelyn Willoughby at St. Joseph's, 3/17/17
- **Scored 30 points:** 34, Monica Wright vs. Green Bay, 03/21/10
- **Scored 40 points:** \*\*48, Mimi Kennedy at North Carolina, 01/15/98
- **A non-starter scored 20 or more points:** 24, J'Kyra Brown vs Indiana, 12/18/17
- **Two or more Hoos scored 20 or more points in the same game:** vs Coppin State (Willoughby 21, Aiyeotan 23)
- **Perfect from the field (5 attempts):** 7-7, Imovbioh vs Louisville 03/01/15
- **Perfect at FT line (10 attempts):** 11-11, Monica Wright vs North Carolina, 02/15/10
- **Perfect at FT line (9 attempts):** 9-9, Lauren Moses at Richmond 11/16/16
- **Perfect at FT line (8 attempts):** 9-9, Lauren Moses at Richmond 11/16/16
- **Had 20 Free throw attempts:** \*\*20, Brandi Teamer at Wake Forest, 1/6/05
- **Had 15 rebounds:** 15, Lauren Moses at Boston College 2/14/16
- **Had 20 rebounds:** 24, Sarah Imovbioh vs Ohio State 11/14/14
- **Had 10 assists:** 10, Aliyah Huland EI vs Coppin State 11/13/16
- **Had 6 steals:** 6, Jocelyn Willoughby at Georgia 12/19/16
- **Blocked 5 shots:** 6, Felicia Aiyeotan vs Maryland 11/29/17

**VIRGINIA TEAM**

- **UVA ranked in AP Top 25:** #22, 11/21/12
- **UVA ranked USA Today Top 25:** #22, 3/8/10
- **Played AP No. 1 team:** #1 Duke, L 79-58, 3/2/07
- **Defeated AP No. 1 team:** #1 Maryland, 75-74, 2/11/92
- **Defeated AP Top 10 team:** #4 Florida State 60-51, 2/16/17
- **Defeated AP Top 25 team:** #4 Florida State 60-51, 2/16/17

**FIELD GOAL SHOOTING**

- **Shot 60 percent:** .623 (33-53) vs Georgia Tech, 3/02/08
- **Shot 70 percent:** \*\*.700 (42-60) at Wake Forest, 1/07/87
- **Made 40-49 field goals:** 40 vs. Coppin State, 11/13/16
- **Made 50 field goals:** \*\*54 vs Cleveland State, 11/29/95
- **Attempted 60-69 FG:** 63 vs vs Nebraska, 11/26/16
- **Attempted 70-79 FG:** 72 vs Coppin State, 11/13/16
- **Attempted 80 FG:** 85 at NC State, 2/10/11

**THREE-POINT SHOOTING**

- **Shot 50 percent:** .600 (9-15) vs UNCG 12/2/17
- **Shot 60 percent:** .600 (9-15) vs UNCG 12/2/17
- **Shot 70 percent:** .750 (6-8) vs Louisville 03/01/15
- **Shot 80 percent:** .857 (6-7) vs St. John's, 03/19/88
- **Made 10 three-pt. field goals:** 10 at Clemson 2/01/15
- **Attempted 20 three-pt. FG:** 21 (made 9) at NC State (1/4/18)

**FREE THROW SHOOTING**

- **Shot 80 percent:** .844 (16-18) vs Pitt, 12/28/17
- **Shot 90 percent:** .900 (18-20) vs Virginia Tech, 01/26/17
- **Shot 100 percent:** 2-2 at Duke, 2/4/16
- **Made 20 free throws:** 21 vs Pitt 01/24/16
- **Made 30 free throws:** 30 vs. North Carolina, 02/20/14
- **Attempted 30 FT:** 33 vs Louisville 03/01/15
- **Attempted 40 FT:** 44 vs. Indiana, 11/26/09
- **Attempted 50 FT:** \*\*54 at Wake Forest, 01/6/05

**SCORING**

- **Scored 80 points:** 103 vs CCSU, 11/12/17
- **Scored 90 points:** 103 vs CCSU, 11/12/17
- **Scored 100 points:** 103 vs CCSU, 11/12/17

**REBOUNDING**

- **Had 50 rebounds:** 50 vs Coppin State 11/13/16
- **Had 60 rebounds:** 63 at Alabama, 12/21/12
- **Had 70 rebounds:** \*\*77 vs. Rider, 12/19/96

**ASSISTS**

- **Had 20 assists:** 25 vs Coppin State, 11/13/16
- **Had 30 assists:** \*\*37 vs. Cleveland State, 11/29/95

**STEALS**

- **Had 15 steals:** 15 vs Syracuse, 12/31/17
- **Had 20 steals:** 22 vs UMES, 12/17/13
- **Had 25 steals:** 26 vs. Clemson, 02/12/12
- **UVA forced 30 turnovers:** 31 at Wake, 01/10/16
- **UVA committed 30 turnovers:** 32 at Alabama, 12/21/12

**MISCELLANEOUS**

- **UVA in OT:** W, 82-72 vs Indiana, 12/18/17
- **UVA in 2OT:** L, 73-70 at Alabama, 12/21/12
- **UVA in 3OT:** W, 105-100 at North Carolina, 01/15/98
- **UVA shot 70% from the floor in a quarter:** .727 (8-11) vs UNCG 2/2/17
- **UVA shot 60% from the floor in first half:** .619 (26-42) vs CCSU 11/12/17
- **UVA shot 60% from the floor in second half:** .608 (14-23) vs UIC 12/16/16
- **UVA shot less than 20% from floor first half:** .192 (5-26) at Maryland, 12/06/12
- **UVA shot less than 30% from floor first half:** .200 (7-35) vs Harvard, 11/25/17
- **UVA shot less than 30% from floor 2nd half:** .294 (10-34) vs Duquesne, 11/26/17
- **UVA scored less than 15 points in first half:** 13 at Florida State, 01/8/06
- **UVA held opp to less than 15 points first half:** 14 vs Wake Forest 3/2/17
- **UVA held opp to less than 15 points second half:** 11 vs Virginia Tech, 01/26/17
- **UVA held opp to less than 10 points first half:** 6 vs. Norfolk State, 12/28/12
- **UVA held opponent to less than 30 points:** 23 vs. Norfolk State, 12/28/12
- **UVA failed to make at least one three-pointer:** 0-10 vs. Kansas State, 11/29/13
- **Opponent failed to make at least one three-pointer:** 0-9 at Louisville, 01/18/15

\*\*school record



**1**
**BRIANNA  
TINSLEY**

 Freshman • Guard • 5-7  
 St. Anne's-Belfield  
 Madison, Va.

**2**
**JAE'LISA  
ALLEN**

 Senior • Forward • 6-2  
 White Hall High  
 Pine Bluff, Ark.

**3**
**LAUREN  
MOSES**

 Senior • Forward • 6-2  
 Rancocas High  
 Mount Holly, N.J.

**4**
**DOMINIQUE  
TOUSSAINT**

 Sophomore • Guard • 5-9  
 Christ the King  
 Staten Island, N.Y.

**5**
**KHYASIA  
CALDWELL**

 Freshman • Guard • 5-5  
 Pocono Mountain East  
 Pocono Summit, Pa.

**10**
**J'KYRA  
BROWN**

 R-Senior • Guard • 5-11  
 Rocky Mount HS  
 East Carolina Univ.  
 Rocky Mount, N.C.


**13**
**JOCELYN  
WILLOUGHBY**

 Sophomore • Forward • 6-0  
 Newark Academy  
 East Orange, N.J.

**14**
**LISA  
JABLONOWSKI**


 Sophomore • Forward • 6-3  
 Lycee des Garcons  
 Ernster, Luxembourg

**20**
**AMANDINE  
TOI**

 Freshman • Guard • 5-10  
 INSEP Academy  
 Paris, France

**23**
**ALIYAH  
HULAND EL**

 Senior • Guard • 6-1  
 Randolph High  
 Randolph, N.J.

**30**
**FELICIA  
AIYEOTAN**

 Center • Sophomore • 6-9  
 Blair Academy (N.J.)  
 Lagos, Nigeria

**32**
**MONÉ  
JONES**

 Forward • Junior • 6-2  
 Riverside High  
 Durham, N.C.

**35**
**SHAKYNA  
PAYNE**

 Forward • R-Soph • 6-1  
 SW Atlanta Christian Acad.  
 Acworth, Ga.

**JOANNE  
BOYLE**

 Head Coach  
 Seventh Season

**TIM  
TAYLOR**

 Assistant Coach  
 Ninth Season

**LA'KESHIA  
FRETT MEREDITH**

 Assistant Coach  
 Fifth Season

**KATHERINE  
GRAHAM**

 Assistant Coach  
 Second Season

**SARAH  
HOLSINGER**

 Asst. AD/Operations  
 Seventh Season