



VIRGINIA

2017-18 VIRGINIA CAVALIER WOMEN'S BASKETBALL GAME NOTES

2017-18 Schedule/Results

Nov. 10	at No. 7 Mississippi St.	L 68-53
Nov. 12	CENTRAL CONN ^{ACCNE}	W, 103-59
Nov. 16	GEORGIA ^{ACCNE}	L, 64-61
Nov. 19	at Dayton	L, 61-46
Nov. 21	HAMPTON ^{ACCNE}	W, 66-62
Nov. 25	HARVARD ^{ACCNE}	W, 50-48
Nov. 26	DUQUESNE ^{%ACCNE}	L, 74-63
Nov. 29	No. 15 MARYLAND ^{#ACCNE}	L, 60-59
Dec. 2	UNCG ^{ACCNE}	W, 68-50
Dec. 4	at Rutgers ^{BTN}	L, 52-43
Dec. 17	vs Ohio [^]	W, 77-59
Dec. 18	vs Indiana [^]	WOT, 82-72
Dec. 21	MANHATTAN ^{ACCNE}	W, 69-47
Dec. 28	PITTSBURGH ^{*ACCNE}	W, 62-50
Dec. 31	SYRACUSE ^{*ACCNE}	W, 68-63
Jan. 4	at NC State ^{*ACCNE}	W, 73-63
Jan. 7	CLEMSON ^{*ACCNE}	W, 70-41
Jan. 11	at Boston College ^{*ACCNE}	W, 68-57
Jan. 14	at No. 16 Duke ^{*ESPN2}	L, 55-48
Jan. 21	VIRGINIA TECH ^{*RSN}	W, 61-52
Jan. 25	NORTH CAROLINA ^{*ACCNE}	W, 82-70
Jan. 28	at Georgia Tech ^{*ACCNE}	W, 62-56
Feb. 1	No. 4 LOUISVILLE ^{*RSN}	L, 77-41
Feb. 8	at No. 12 Florida State ^{*ACCNE}	L, 77-62
Feb. 11	at Virginia Tech ^{*ACCNE}	W, 64-62
Feb. 15	No. 5 NOTRE DAME ^{*ACCNE}	L, 83-69
Feb. 18	MIAMI ^{*RSN}	L, 77-62
Feb. 22	at No. 4 Louisville ^{*ACCNE}	L, 51-39
Feb. 25	at Wake Forest ^{*RSN}	W, 48-41
Mar. 1	Georgia Tech	W, 60-58
Mar. 2	No. 5 Notre Dame	L, 83-47
March 16	vs 7-California	W, 68-62
March 18	at 2-South Carolina	9 p.m.

* ACC game

^ West Palm Invitational (Keiser Univeristy)

% Cavalier Classic Tournament

Big Ten/ACC Challenge

[RSN] - ACC Regional Sports Networks

[ESPN2] -ESPN2

[ACCNE] -ACC Network Extra Streaming

[SEC] - SEC Network

All Times Eastern

Rankings are Associated Press

NCAA Tournament Second Round • March 18, 2018 • 9 p.m.

Colonial Life Arena • Columbia, S.C.



(10) Virginia Cavaliers (19-13)
at
(2) South Carolina Gamecocks (27-6)



- Felicia Aiyeotan came off the bench to score a team-high 16 points, one shy of her season high. Aiyeotan had one of the best shooting games of her career, going 8-of-11 from the field (72.7 percent), including going 5-of-5 in the second half
- Aiyeotan, who had two blocked shots against Cal, leads the ACC in blocked shots per game (2.1). She came into the tournament ranked 33rd in the nation in blocked shots this season. As a sophomore, she is already fifth in program history in blocked shots with 123 in her two seasons
- Aiyeotan and Lauren Moses are two of just eight players in program history to reach 100 career blocked shots. Moses, who also swatted two Cal attempts, has 103 in her career
- Aiyeotan is 10th in the ACC in rebounding (7.0 per game) and 11th in field goal percentage (52.4 percent)
- Dominique Toussaint, an honorable mention in All-ACC voting, scored 10 points, including hitting a tie-breaking three-pointer with 1:08 to go. She was 2-of-3 from long range
- Toussaint has scored in double figures in seven of the last nine game
- Toussaint is 10th in the ACC in assists, averaging 3.7 per game. She had four field goals and three assists against Cal. In total, she has 130 field goals and 118 assists so far this season
- Aliyah Huland El scored 12 points against Cal. Huland El has scored in double figures in all three postseason games this year, averaging 14.7 ppg in those games
- J'Kyra Brown hit a three-pointer with 8:36 remaining in the fourth quarter, extending her streak to 26 games in which she has made at least one three-pointer this season. She finished the game with 11 points
- Brown had a career-high seven assists
- Jocelyn Willoughby was 6-of-6 from the free throw line against Cal, all coming in the final 16 seconds of the game
- Willoughby and Aiyeotan each grabbed a team-high six rebounds. Willoughby has at least five rebounds in each of the last seven games
- Lisa Jablonowski had four assists (one shy of a career high) to zero turnovers against Cal
- Moses had a season high three assists against the Golden Bears

Last Game's Starting Lineup

F	3	Lauren Moses	Sr.	7.2 ppg	4.9 rpg	25 assts/40 stls
• 1000 career points, 100 career blocked shots, 2x All-ACC Academic Team						
G	4	Dominique Toussaint	So.	11.3 ppg	3.5 rpg	118 assts/36 stls
• Leads the team in scoring; honorable mention for All-ACC team						
G	10	J'Kyra Brown	R-Sr.	9.3 ppg	3.6 rpg	79 assts/26 steals
• Has hit a three in 26-straight games; 934 points in collegiate career (ECU and UVA)						
G/F	13	Jocelyn Willoughby	So.	9.7 ppg	5.4 rpg	32 assts/42 stl
• All-ACC Academic Team; 6-6 from free throw line in 4th quarter vs Cal						
G	23	Aliyah Huland El	Sr.	10.12ppg	3.2 rpg	44 assts/26 stl/24 blk
• Scored the 1,000th point of her career against Louisville; 16.0 ppg in ACC Tournament						

QUICK FACTS
THE UNIVERSITY OF VIRGINIA

Name.....The University of Virginia
 Founded.....by Thomas Jefferson in 1819
 Nicknames.....Cavaliers, Wahoos, 'Hoos
 Location.....Charlottesville, Va.
 Enrollment.....23,883 (16,673 undergraduate)
 President.....Teresa A. Sullivan (Michigan State '70)
 Athletics Director.....Carla Williams (Georgia '89)
 Conference.....Atlantic Coast Conference (ACC)
 Colors.....Orange and Blue
 Official Athletics Websites.....VirginiaSports.com
VirginiaSportsTV.com
 University Website.....virginia.edu

WOMEN'S BASKETBALL INFORMATION

First Season of Basketball.....1973-74
 All-Time Record.....915-453 (45th year)*
 All-Time Home Record.....451-203*
 John Paul Jones Arena.....149-52 (11th season)*
 University Hall.....302-149
 All-Time ACC Record.....372-219 (40 years)*
 Home Facility.....John Paul Jones Arena (14,593)
 Press Row Phone Number.....434-962-0579
 NCAA Tournament Appearances/Last.....24/2010
 NCAA Tournament Record.....33-24
 WNIT Tournament Appearances/Last.....5/2017
 WNIT Tournament Record.....14-9
 2016-17 Record.....20-13
 ACC Record/Finish.....7-9/8th
 Letterwinners Returning/Lost.....10/1
 Starters Returning/Lost.....4/1
 Newcomers.....2

COACHING & SUPPORT STAFF

Head Coach.....Joanne Boyle
 Career Record.....333-190*
 Virginia Record.....129-97*
 Assistant Coach.....La'Keshia Frett Meredith
 Assistant Coach.....Katherine Graham
 Assistant Coach.....Tim Taylor
 Asst AD WBB Operations.....Sarah Holsinger
 Assistant Director of Operations.....Kate Martin
 Video Coordinator.....Andrew Yates
 Athletic Trainer.....Craig Oates
 Strength & Conditioning.....Morgan Foster
 Equipment Manager.....Matt Althoff

* as of March 17, 2018

INTERVIEW POLICY

All interview requests for Virginia women's basketball must be made through Melissa Dudek in the Virginia Athletics Media Relations Office. Players' individual phone numbers will not be given to the media at any time. Game day interviews will not be granted until the postgame press conference opportunity. Please give a minimum of 24 hours notice for all interview requests.

TEAM NOTES

- Cal mini recap: Cal scored the first two baskets of the third quarter to move in front 35-30. Virginia went on a 20-8 run to lead 50-43. Cal was not done, though, as Asha Thomas and Kianna Smith combined to score 12 straight points in the fourth quarter. Thomas' foul shot tied things at 57-all with 1:53 to play. On Virginia's next time down court, Dominique Toussaint hit a tie-breaking 3-pointer with 1:08 to go. Smith cut things to one with her basket a moments later before Aiyeotan was alone once more for an uncontested basket to restore the Cavaliers margin. Jocelyn Willoughby sealed the victory, making six free throws in the final 16 seconds
- The Cavaliers changed up their lineup against Cal, playing their three seniors (Brown, Huland El and Moses) alongside Willoughby and Toussaint. It was the first time they ever started that lineup
- Brianna Tinsley had started the 28 previous games and Aiyeotan had started 23-straight
- Willoughby is the only UVA player to start every game this season. She has started every game in the last two seasons
- The Cavaliers had five players finish the game in double figures. It was the first time the team had even four players in double figures since they had five score 10 or more in the win over North Carolina on Jan. 25
- More on UVA's balanced attack: seven Virginia players scored in the first quarter; five different players scored the first five baskets
- 20 of Virginia's 26 baskets were assisted
- The 20 assists were the most for UVA since logging 25 in a win over Coppin State in 2016-17 (11/13/16)
- The Cavaliers had a season-low six turnovers against the Bears. It was the fewest turnovers for UVA since turning the ball over six times against Radford in the 2014-15 season (12/16/14)
- UVA forced 14 of the Golden Bears' 20 turnovers in the second half of the game
- The Cavaliers shot 90.0 percent (9-of-10) from the free throw line, the third time in the last four games shooting 90 percent or better from the stripe. UVA was 7-of-7 from the stripe against Notre Dame in the ACC quarterfinals and are a combined 18-of-19 (94.7 percent) from the free throw line in the last two games
- The Cavaliers' defense has held 23 of its opponents to shooting under 40.0 percent. Only one opponent, Notre Dame, has managed to shoot better than 50.0 percent
- Notre Dame is the only team to score more than 80 points against the Cavaliers this season, twice scoring 83
- The Cavaliers have had balanced scoring throughout the season. Only two players have scored 20 or more points in a game, J'Kyra Brown with 24 points in the overtime win against Indiana and Aliyah Huland El with 21 points at Georgia Tech. Dominique Toussaint leads the team with 21 double-digit scoring performances
- Virginia is receiving votes in the USA Today Coaches' polls for the 10th straight week
- Virginia has advanced to the Sweet 16 twelve times in program history, most recently in 2000
- The Cavaliers are 12-5 in NCAA Second Round games



VIRGINIA CAVALIERS SEASON SNAPSHOT/ NCAA NOTES

- The Cavaliers are making their first appearance in the NCAA Tournament since 2010 and their 25th overall appearance in the championship
- The Cavaliers appeared in the tournament every year from 1984 through 2003, including three appearances in the Final Four from 1990-92 (and the national championship game in 1991), returning in 2005, and then making three-straight appearances from 2008-10
- This is the Cavaliers first appearance in the tournament under head coach Joanne Boyle. Boyle took four teams to the NCAA Tournament in her six seasons at Cal (2006-09) and once made the tournament in three seasons at Richmond (2005)
- The Cavaliers were the first lower-seeded team to record a victory in the 2018 Women's Basketball Tournament
- This was the first victory for the Cavaliers as a lower seeded team since 1996 when 3-seed UVA topped 2-seed Old Dominion in the regional semifinal
- Virginia picked up its first win in an NCAA Tournament game for the first time since topping Marist, 68-61, in a 2009 first round game. Virginia lost to California (coached by Joanne Boyle) in the 2nd round that year
- Virginia's last appearance in the tournament was a 67-69 first-round upset by 12-seed Wisconsin-Green Bay in 2010
- This is Virginia's first time as a 10-seed. It is the lowest the team has ever been seeded
- The ACC had eight teams selected to the tournament to match a league record (2014 and 2015), and are the most of any conference this year. It is also the fourth time in the last five years at least seven ACC teams have earned berths in the Big Dance, and the 11th time in the last 14 years at least six teams have been selected.
- This season, Virginia played the third-toughest schedule in the country. Only Notre Dame and Oklahoma had higher strength of schedules
- Virginia faced five ranked opponents in its last nine games heading into the NCAA Tournament, taking on No. 4 Louisville twice, No. 5 Notre Dame twice and No. 12 Florida State
- The Cavaliers finished tied for sixth place in the ACC with Miami and Syracuse. It was the highest finish for the team since a sixth-place finish in 2013. The ACC had eight teams selected to the NCAA
- Virginia's 10 ACC wins are the most in Joanne Boyle's seven seasons as the Cavaliers' head coach. The last time the Cavaliers tallied 10 conference wins was the 2007-08 season when they went 10-4 and finished in a tie for third place
- Virginia's 8-1 start to conference play was its best since starting the 1999-00 season at 9-1 in ACC games. The Cavaliers started ACC play 5-0 start for the first time since the 2000 as well
- The Cavaliers had an eight-game win streak (December 17-January 11), its longest since the 2008-09 season when the squad won nine straight. The Cavaliers were 4-6 after falling at Rutgers on Dec. 4. They returned from finals break to rattle off the eight-game win streak and improve to 12-6

SOUTH CAROLINA GAMECOCKS



- Virginia is 3-2 all-time against South Carolina. This is the first meeting of the two teams since 2007
- Head coach Dawn Staley is the most accomplished and decorated player in the history of Virginia basketball
- Staley helped lead UVA to three trips to the NCAA Final Four, including a championship game appearance in 1991
- Staley was a two-time National Player of the Year (1991, 1992) and three-time Kodak All-American (1990, 1991, 1992) and was the Honda Broderick Award winner in 1991 (collegiate woman athlete of the year)
- ACC Player of the Year in 1991 and 1992
- NCAA Final Four MVP in 1991
- Finished her career as the only player in ACC history to record more than 2,000 points, 700 rebounds, 700 assists and 400 steals, Staley is one of three players at Virginia to have her jersey retired
- Finished her career with 2,135 points. Was surpassed in 2010 as Virginia's all-time leading scorer by Monica Wright
- Only player in program history to have a triple double, a feat she accomplished twice in the 1991 season
- Staley was named to the ACC's 50th Anniversary Women's Basketball Team in 2002 and earned a spot on ESPN.com's "Top Players of the Past 25 Years."
- Inducted into the Virginia Sports Hall of Fame in 2008
- Olympic gold medals in 1996, 2000 and 2004 highlight her collection of 10 gold medals and one bronze on the world stage. She was the flag bearer for the United States in Olympic Games Opening Ceremony in 2004
- This would be the third time that Staley has coached against her alma mater. Her Temple Owls have twice played UVA in Charlottesville, falling 72-71 on Dec. 28, 2003 and falling 71-65 on Nov. 29, 2006. She is looking for her first win against the Cavaliers
- Staley and Boyle squared off five times as head coaches when they were both in the A-10. Temple went 4-1 against Richmond in those meetings
- Virginia assistant coach La'Keshia Frett Meredith played with Dawn Staley in the ABL on the Philadelphia Rage. South Carolina associate head coach Lisa Boyer was their coach

QUICK HITTERS AND FUN FACTS ABOUT THE HOOS

- Members of the team were included in a Good Morning America feature on AD Carla Williams that ran on February 14. Jocelyn Willoughby and Lauren Moses were both featured in the Robin Roberts Black History Month piece on Williams appointment as the first African-American athletics director of a Power-5 conference school
- Jocelyn Willoughby was appointed as the non-voting, student-athlete member of the NCAA Division I Women's Basketball Oversight Committee. Willoughby is the lone student-athlete on the 15-member committee with her tenure running through June 2020. The goals of the committee are to advance the game and perception of women's basketball, improve the student-athlete experience and put an emphasis on the personal growth of student athletes. Along with the goals, it will also work to supervise qualifications and/or selection procedures for the NCAA Division I Women's Basketball Championship and provide direction to the NCAA Division I Women's Basketball Rules Committee regarding playing rules
- Willoughby was recently selected to be one of 25 fellows at the University of Virginia's Meriwether Lewis Institute for Citizen Leadership. This is a very prestigious 2.5-year immersive leadership program that brings together a diverse group of UVA students that enroll in a Foundations in Design Thinking class their sophomore year before undertaking a six-week program in the summer before their junior year. As third and fourth year students, the Fellows apply what they've learned to key University issues, participating in independent and small group projects aimed at improving the University
- Aliyah Huland El is majoring in kinesiology and wants to be a pediatrician
- J'Kyra Brown is an accomplished bowler. She took up bowling at four years old and holds several lane records back home at the Rocky Mount Bowling Center. Her all-time best is a 275 and she also has a 248 game. She owns five different bowling balls. The Black Widow is her baby, but she also has a SpongeBob ball that she got when she was 10 that she uses for spares, for straight balls or corner shots
- Dominique Toussaint's dream one-on-one match-up is to go up against Sue Bird. Her favorite sports team is the New York Liberty
- Lauren Moses' brother, Dezman, played for the Green Bay Packers (2012) and the Kansas City Chiefs (2013-15), including seeing action in the 2015 Divisional Playoff against the Patriots
- Moses will be pursuing her masters degree next year at Maryland, attending the Philip Merrill College of Journalism
- Felicia Aiyeotan did not start playing basketball until she was 15 as "Most schools just have soccer fields. There weren't basketball courts or gyms at my school because it was a public school. They don't have a lot of resources for that. Where I lived, though, there was an outdoor basketball court. I would go there on the weekends because during the week, I had to go to tutoring. At that time I wasn't fully into basketball. Since it was outdoors, the weather would sometimes mess your schedule up because it would rain." She came to the United States before her freshman year in high school. She spent three years at Neumann Goretti High in Philadelphia (where they were the No. 1 team in the nation her junior year before transferring to Blair Academy in New Jersey for her senior year. Pounded Yam Egusi Soup is her favorite dish from home that her mom makes. "Pounded yam looks like dough, like mashed potatoes and then Egusi soup is made out of melon and vegetables. You can add whatever you want, if you want beef or fish, but it is spicy." She really misses the spice of Nigerian food.
- Aiyeotan is the tallest active player in NCAA women's basketball right now. The next tallest is Sara Hamson of BYU at 6-7. Nancy Mulkey of Rice is also 6-9, but she is a soph transfer from Oklahoma sitting out the season
- The Cavaliers took a foreign tour this summer, spending seven days in Costa Rica in August, taking on a Canadian team as well as the Costa Rican National Team. It allowed the squad time to practice as well as the experience of getting three exhibition games under their belt. While in Costa Rica, the team went zip lining through a jungle while others went on an ATV tour. Some of them took surfing lessons as well as seeing wildlife that included a river filled with crocodiles. Their favorite part of the trip, however, was a trip to an orphanage, an activity they enjoyed so much, the itinerary of the trip was altered to allow a return visit to see the kids

VIRGINIA RECORD BOOK
1000 POINTS CLUB

1.	2540	Monica Wright (200-10)
2.	2135	Dawn Staley (1989-92)
25.	1122	LaTonya Blue (2002-05)
26.	1080	Breyana Mason (2014-17)
27.	1070	Schuye LaRue (2000-01)
28.	1069	Aliyah Huland El (2015-present)
29.	1053	Siedah Williams (2004-07)
30.	1041	Lauren Moses (2015-present)
31.	1034	Svetlana Volnaya (1999-01)
32.	1028	Sarah Imovbioh (2013-15)
33.	1023	Chelsea Shine (2009-12)
34.	1003	Jenny Boucek (1993-96)

BLOCKS- CAREER

1.	330	DeMya Walker (1996-99)
2.	152	Heather Burge (1990-93)
3.	139	Jocelyn Logan-Friend (2002-05)
4.	123	Monick Foote (1995-99)
5.	121	Felicia Aiyeotan (2017-present)
6.	110	Tonya Cardoza (1987-91)
7.	108	Heidi Burge (1990-93)
8.	103	Lauren Moses (2015-present)
9.	99	Chrissy Reese (1980-83)
10.	96	Laurie Carter (1984-88)

BLOCKS- SEASON

1.	95	DeMya Walker (1998)
2.	84	DeMya Walker (1997)
3.	83	DeMya Walker (1999)
4.	68	DeMya Walker (1996)
5.	67	Felicia Aiyeotan (2018)
6.	63	Jocelyn Logan-Friend (2005)
7.	56	Chrissy Reese (1980)
8.	54	Felicia Aiyeotan (2017)
9.	49	Heather Burge (1993)
10.	46	Schuye LaRue (2000)

REBOUNDS - CAREER

1.	1221	Wendy Palmer (1993-96)
2.	955	Heather Burge (1990-93)
3.	932	DeMya Walker (1996-99)
4.	932	Cathy Grimes (1982-85)
5.	881	Lyndra Littles (2005-09)
6.	853	Heidi Burge (1990-93)
7.	827	Dawn Bryant (1986-89)
8.	805	Brandi Teamer (2002-05)
9.	793	Sarah Imovbioh (2013-15)
10.	772	Dawn Staley (1990-92)
11.	764	Monica Wright (2006-10)
NR.	746	Lauren Moses (2015-present)

THREE POINTERS - CAREER

1.	220	Tora Suber (1994-97)
2.	196	Brenna McGuire (2004-07)
3.	193	Ataira Franklin (2011-14)
4.	187	Telisha Quarles (1998-02)
5.	181	Anna Prillaman (2001-04)
6.	139	Tammi Reiss (1989-92)
7.	137	Aliyah Huland El (2015-present)
	134	Dena Evans (1998-03)
9.	132	Monica Wright (2006-10)
10.	131	Dawn Staley (1989-92)
	131	Mikayala Venson (2015-16)



HEAD COACH JOANNE BOYLE

QUICK FACTS

- Seventh season at Virginia
- Career record of 333-190
- 129-97 at Virginia;
- First NCAA Tournament appearance with the Cavaliers
- This is the sixth time she has led a team to the NCAA Tournament (once with Richmond, four times in six seasons at Cal)
- Her 2009 Cal team advanced to the NCAA Sweet 16
- 2011 WBCA Carol Eckman Award winner
- 2006-07 Pac-10 Coach of the Year
- Named 2007-08 Russell Athletic/WBCA Region 8 Coach of the Year
- Served as an assistant coach at Duke from 1993 to 2002. During that nine-year span the Blue Devils recorded a 225-121 record, advancing to the NCAA Championships the last eight seasons and making Final Four appearances in 1999 and 2002
- Four-year letterwinner at Duke, Boyle graduated in 1985 with a degree in economics and obtained a master's of science degree in health policy and administration from North Carolina in 1989
- Prior to starting her coaching career at her alma mater she played professionally in Luxembourg and Germany for three years
- Has a six-year-old daughter, Ngoty, who she adopted from Senegal in 2014

THE LANGUAGE OF BASKETBALL

- Lisa Jablonowski is fluent in four languages (English, German, Luxembourgish and French) as well as being able to speak some conversational Polish and a little Spanish
- Felicia Aiyeotan is fluent in Yoruba
- Aliyah Huland El and Lauren Moses studied abroad in Valencia, Spain, during the summer of 2016 and spoke nothing but Spanish while they were living there. Jocelyn Willoughby is very involved in the UVA Spanish club

WHAT'S IN A NAME

- Felicia Aiyeotan: Felicia means "fortunate, lucky". This is actually her middle name. Her legal first name: Oluwafunmilola, means "the Lord has granted me wealth"
- Dominique Toussaint was "named after the country my parents are from: Dominica"
- Jocelyn Willoughby: "There's a jazz singer named Jocelyn Brown. My dad really liked her name, Jocelyn, and decided that if he had a daughter, that would be her name."
- J'Kyra Brown: "My initials are JMB, the same initials of my Dad's name as well as his two brothers"
- Jae'Lisa Allen: Dad name - Jason, mom's name - Lisa = Jae'Lisa

WHAT'S IN A SCREEN NAME

- Lauren Moses: [_shawtymo](#) - "my friend created it for me"
- Dominique Toussaint: [_peahead](#) - "my coach used to call me that & it is a cool nickname"
- J'Kyra Brown: [iamjkyrabrown](#) - "I wasn't creative, but I wanted to add some flavor to my handles and it looked like a celebrity handle"
- Jocelyn Willoughby: [swishbeast](#) - "was brainstorming names that were reflective of me. I liked this one because it obviously represents basketball, which is a big part of me, but also like it because it was unintentionally punny and a spinoff of hip-hop artists & producers name Swizz Beatz (mind you, I came up with this name in middle school)"
- Aliyah Huland El: [doitlike_liyahh](#) - "Diggy Simmons & Jeremih had a song out in 2011 called 'Do It Like You.' My friends used to call me 'Liyah' and I liked the way 'Do It Like Liyah' sounded.
- Brianna Tinsley: [twitter:_brieze3](#); [insta:tinsley_1](#) - Bri and Breeze rhyme and it still has my name in it and I thought it sounded cool
- Mone Jones: [mojo32_](#) - Mo is my nickname and Jo is my last name and 32 is my number



POSTSEASON APPEARANCES

25 NCAA appearances (1984-2003, 2005, 2008-10, 2018)
 34 overall (25 NCAA, 1 AIAW, 8 WNIT)

NCAA TOURNAMENT
Virginia's Record by Round:

First Round.....	9-7
Second Round.....	12-5
Regional Semifinal.....	7-5
Regional Final.....	3-4
Final Four/Semifinal.....	1-2
Final Four/Final.....	0-1
Total: 57 games	(.579) 33-24

National Championship **0-1**
 1991

National Semifinal **1-2**
 1990, 1991, 1992

Elite Eight **3-4**
 1988, 1990, 1991, 1992, 1993, 1995,
 1996

Sweet Sixteen **7-5**
 1987, 1988, 1989, 1990, 1991, 1992,
 1993, 1994, 1995, 1996, 1997, 2000

Second Round **12-5**
 1987, 1988, 1989, 1990, 1991, 1992,
 1993, 1994, 1995, 1996, 1997, 1998,
 2000, 2003, 2005, 2008, 2009

First Round **11-7**
 1984, 1985, 1986, 1994, 1995, 1996,
 1997, 1998, 1999, 2000, 2001, 2002,
 2003, 2005, 2008, 2009, 2010, 2018

VIRGINIA'S RECORD BY REGION

East	(12 times)	20-13
Mideast	(6 times)	6-6
Midwest	(twice)	4-2
West	(3 times)	3-3

VIRGINIA'S SEED

#1	(3 times)	1986, 1991, 1992
#2	(3 times)	1988, 1990, 1993
#3	(4 times)	1987, 1994, 1995, 1996
#4	(4 times)	1989, 1997, 2000, 2008
#5	(3 times)	1984, 2009, 2010
#6	(3 times)	1985, 1998, 2005
#7	(never)	
#8	(twice)	2002, 2003
#9	(twice)	1999, 2001
#10	(once)	2018
#11-#16	(never)	

SEEDING

Year	Seed	Region
1984	#5	East
1985	#6	Mideast
1986	#1	East
1987	#3	Mideast
1988	#2	East
1989	#4	East
1990	#2	East
1991	#1	Midwest
1992	#1	East
1993	#2	East
1994	#3	Mideast
1995	#3	East
1996	#3	East
1997	#4	West
1998	#6	West
1999	#9	West
2000	#4	Mideast
2001	#9	Midwest
2002	#8	Mideast
2003	#8	Mideast
2005	#6	Minneapolis, Minn.
2008	#4	Greensboro, N.C.
2009	#5	Trenton, N.J.
2010	#5	Dayton, Ohio
2018	#10	Albany, N.Y.



**25 APPEARANCES & THREE FINAL FOUR APPEARANCES
34-24 (.586) IN NCAA TOURNAMENT GAMES**

Year	Seed/Region	Qualified	Round	Seed/Opponent	Result	Location
1984	#5 East	At-Large	1st	#4 North Carolina State	L, 86-73	Raleigh, N.C.
1985	#6 Mideast	At-Large	1st	#3 Tennessee	L, 65-55	Knoxville, Tenn.
1986	#1 East	At-Large	1st	#8 James Madison	L, 71-62	Charlottesville, Va.
1987	#3 Mideast	At-Large	2nd	#6 Memphis State	W, 76-75	Charlottesville, Va.
		Reg. Semifinal		#2 Tennessee	L, 66-58	Knoxville, Tenn.
1988	#2 East	At-Large	2nd	#7 St. John's	W, 85-64	Charlottesville, Va.
		Reg. Semifinal		#3 Rutgers	W, 89-75	Norfolk, Va.
		Reg. Final		#1 Tennessee	L, 84-76	Norfolk, Va.
1989	#4 East	At-Large	2nd	#12 West Virginia	W, 81-68	Charlottesville, Va.
		Reg. Semifinal		#1 Tennessee	L, 80-47	Bowling Green, Ky.
1990	#2 East	ACC Champ	2nd	#7 Penn State	W, 85-64	Charlottesville, Va.
		Reg. Semifinal		#3 Providence	W, 77-71	Norfolk, Va.
		Reg. Final		#1 Tennessee	W, 79-75 OT	Norfolk, Va.
		Final Four		#1 (West) Stanford	L, 75-66	Knoxville, Tenn.
1991	#1 Midwest	At-Large	2nd	#8 Stephen F. Austin	W, 74-72	Charlottesville, Va.
		Reg. Semifinal		#5 Oklahoma State	W, 76-61	Austin, Texas
		Reg. Final		#10 Lamar	W, 85-70	Austin, Texas
		Final Four		#3 (East) Connecticut	W, 61-55	New Orleans, La.
		Nat'l Champ.		#1 (Mideast) Tennessee	L, 70-67 OT	New Orleans, La.
1992	#1 East	ACC Champ	2nd	#8 George Washington	W, 97-58	Charlottesville, Va.
		Reg. Semifinal		#4 West Virginia	W, 103-83	Charlottesville, Va.
		Reg. Final		#3 Vanderbilt	W, 70-58	Charlottesville, Va.
		Final Four		#1 (West) Stanford	L, 66-65	Los Angeles, Calif.
1993	#2 East	ACC Champ	2nd	#7 Florida	W, 69-55	Charlottesville, Va.
		Reg. Semifinal		#6 Georgetown	W, 77-57	Richmond, Va.
		Reg. Final		#1 Ohio State	L, 75-73	Richmond, Va.
1994	#3 Mideast	At-Large	1st	#14 Loyola, Md.	W, 72-47	Charlottesville, Va.
		2nd		#6 S.W. Missouri State	W, 67-63	Charlottesville, Va.
		Reg. Semifinal		#2 Southern California	L, 85-66	Fayetteville, Ark.
1995	#3 East	At-Large	1st	#14 Dartmouth	W, 71-68	Charlottesville, Va.
		2nd		#6 Florida	W, 72-67	Charlottesville, Va.
		Reg. Semifinal		#2 Louisiana Tech	W, 63-62	Storrs, Conn.
		Reg. Final		#1 Connecticut	L, 67-63	Storrs, Conn.
1996	#3 East	At-Large	1st	#14 Manhattan	W, 100-55	Charlottesville, Va.
		2nd		#6 George Washington	W, 62-43	Charlottesville, Va.
		Reg. Semifinal		#2 Old Dominion	W, 72-60	Charlottesville, Va.
		Reg. Final		#1 Tennessee	L, 52-46	Charlottesville, Va.
1997	#4 West	At-Large	1st	#13 Troy State	W, 96-74	Charlottesville, Va.
		2nd		#5 Utah	W, 65-46	Charlottesville, Va.
		Reg. Semifinal		#1 Stanford	L, 91-69	Missoula, Mont.
1998	#6 West	At-Large	1st	#11 Southern Methodist	W, 77-68	Tucson, Ariz.
		2nd		#3 Arizona	L, 94-77	Tucson, Ariz.
1999	#9 West	At-Large	1st	#8 Penn State	L, 82-69	Ruston, La.
2000	#4 Mideast	At-Large	1st	#13 Pepperdine	W, 74-62	Charlottesville, Va.
		2nd		#5 Boston College	W, 74-70	Charlottesville, Va.
		Reg. Semifinal		#1 Tennessee	L, 77-56	Memphis, Tenn.
2001	#9 Midwest	At-Large	1st	#8 Michigan	L, 81-71 OT	Notre Dame, Ind.
2002	#8 Mideast	At-Large	1st	#9 Iowa	L, 69-62	Storrs, Conn.
2003	#8 Mideast	At-Large	1st	#9 Illinois	W, 72-56	Knoxville, Tenn.
		2nd		#1 Tennessee	L, 81-51	Knoxville, Tenn.
2005	#6 Minneapolis	At-Large	1st	#11 Old Dominion	W, 79-57	Minneapolis, Minn.
		2nd		#3 Minnesota	L, 73-58	Minneapolis, Minn.
2008	#4 Greensboro	At-Large	1st	#13 UC Santa Barbara	W, 86-52	Norfolk, Va.
		2nd		#5 Old Dominion	L, 88-85 OT	Norfolk, Va.
2009	#5 Trenton	At-Large	1st	#12 Marist	W, 68-61	Los Angeles, Calif.
		2nd		#4 California	L, 99-73	Los Angeles, Calif.
2010	#5 Dayton	At-Large	1st	#12 Wisconsin-Green Bay	L, 67-69	Ames, Iowa
2018	#10 Albany	At-Large	1st	#7 California	W, 68-62	Columbia, S.C.

Bolded teams were national champions that year

Virginia has played 40 different opponents in 58 NCAA tournament games since 1984. The Cavaliers have an overall NCAA tournament record of 34-24.

ARIZONA (0-1)

1998 94-77.....L.....A

BOSTON COLLEGE (1-0)

2000 74-70.....W.....H

CALIFORNIA (0-1)

2009 99-73.....L.....N

2018 68-62.....W.....N

CONNECTICUT (1-1)

1991 61-55.....W.....N

1995 67-63.....L.....A

DARTMOUTH (1-0)

1995 71-68.....W.....H

FLORIDA (2-0)

1993 69-55.....W.....H

1995 72-67.....W.....H

GEORGETOWN (1-0)

1993 77-57.....W.....N

GEORGE WASHINGTON (2-0)

1992 97-58.....W.....H

1996 62-43.....W.....H

GREEN BAY (0-1)

2010 69-67.....L.....N

ILLINOIS (1-0)

2003 72-56.....W.....N

IOWA (0-1)

2002 69-62.....L.....N

JAMES MADISON (0-1)

1986 71-62.....L.....H

LAMAR (1-0)

1991 85-70.....W.....N

LOUISIANA TECH (1-0)

1995 63-62.....W.....N

LOYOLA, MD (1-0)

1994 72-47.....W.....H

MANHATTAN (1-0)

1996 100-55.....W.....H

MARIST (1-0)

2009 68-61.....W.....N

MEMPHIS STATE (1-0)

1987 76-75.....W.....H

MICHIGAN (0-1)

2001 81-71 ot.....L.....N

MINNESOTA (0-1)

2005 73-58.....L.....A

NC STATE (0-1)

1984 86-73.....L.....A

OHIO STATE (0-1)

1993 75-73.....L.....N

OKLAHOMA ST. (1-0)

1991 76-61.....W.....N

OLD DOMINION (2-1)

1996 72-60.....W.....H

2005 79-57.....W.....N

2008 88-85 ot.....L.....A

PENN STATE (1-1)

1990 85-64.....W.....H

1999 82-69.....L.....N

PEPPERDINE (1-0)

2000 74-62.....W.....H

PROVIDENCE (1-0)

1990 77-71.....W.....N

RUTGERS (1-0)

1988 89-75.....W.....N

ST. JOHN'S (1-0)

1988 85-64.....W.....H

S.W. MISSOURI (1-0)

1994 67-63.....W.....H

SO. CALIFORNIA (0-1)

1994 85-66.....L.....N

SO. METHODIST (1-0)

1998 77-68.....W.....N

S.F. AUSTIN (1-0)

1991 74-72.....W.....H

STANFORD (0-3)

1990 75-66.....L.....N

1992 66-65.....L.....N

1997 81-69.....L.....N

TENNESSEE (1-8)

1985 65-55.....L.....A

1987 66-58.....L.....A

1988 84-76.....L.....N

1989 80-47.....L.....N

1990 79-75 ot.....W.....N

1991 70-67 ot.....L.....N

1996 52-46.....L.....H

2000 77-56.....L.....N

2003 81-51.....L.....A

TROY STATE (1-0)

1997 96-74.....W.....H

UC SANTA BARBARA (1-0)

2008 86-52.....W.....N

UTAH (1-0)

1997 65-46.....W.....H

VANDERBILT (1-0)

1992 70-58.....W.....H

WEST VIRGINIA (2-0)

1989 81-68.....W.....H

1992 103-63.....W.....H

NCAA TOURNAMENT HONORS
FINAL FOUR
MOST OUTSTANDING PLAYER

1991 Dawn Staley

ALL-TOURNAMENT TEAM

1991 Tonya Cardoza

Dawn Staley

1992 Dawn Staley

EAST REGIONAL
MOST OUTSTANDING PLAYER

1990 Dawn Staley

1992 Dawn Staley

ALL-TOURNAMENT TEAM

1988 Daphne Hawkins

Donna Holt

1990 Tammi Reiss

Dawn Staley

1992 Heather Burge

Dawn Staley

1993 Heather Burge

Dena Evans

1995 Wendy Palmer

Tora Suber

1996 Tora Suber

DeMya Walker

MIDWEST REGIONAL
MOST OUTSTANDING PLAYER

1991 Dawn Staley

ALL-TOURNAMENT TEAM

1991 Tonya Cardoza

Tammi Reiss

Dawn Staley

NUMERICAL

NO.	NAME	POS.	HT.	CLASS	HOMETOWN / PREVIOUS SCHOOL
1	Brianna Tinsley	Guard	5-7	Fr.	Madison, Va./St. Anne's-Belfield
2	Jae'Lisa Allen	Forward	6-2	Sr.	Pine Bluff, Ark./White Hall
3	Lauren Moses	Forward	6-2	Sr.	Mount Holly, N.J./Rancocas Valley
4	Dominique Toussaint	Guard	5-9	So.	Staten Island, N.Y./Christ the King
5	Khyasia Caldwell	Guard	5-5	Fr.	Pocono Summit, Pa./Pocono Mountain East
10	J'Kyra Brown	Guard	5-11	Sr.	Rocky Mount, N.C./Rocky Mount HS/East Carolina
13	Jocelyn Willoughby	Guard	6-0	So.	East Orange, N.J./Newark Academy
14	Lisa Jablonowski	Forward	6-3	So.	Ernster, Luxembourg/Lycees des Garçons
20	Amandine Toi	Guard	5-11	Fr.	Paris, France / ISEP Academy
23	Aliyah Huland El	Guard	6-1	Sr.	Randolph, N.J./Randolph
30	Felicia Aiyeotan	Center	6-9	So.	Lagos, Nigeria/Blair Academy (N.J.)
32	Moné Jones	Forward	6-3	Jr.	Durham, N.C./Riverside
35	Shakyna Payne	Forward	6-3	So.	Acworth, Ga./SW Atlanta Christian Academy

ALPHABETICAL

NO.	NAME	POS.	HT.	CLASS	HOMETOWN / PREVIOUS SCHOOL
30	Felicia Aiyeotan	Center	6-9	So.	Lagos, Nigeria/Blair Academy (N.J.)
2	Jae'Lisa Allen	Forward	6-2	Sr.	Pine Bluff, Ark./White Hall
10	J'Kyra Brown	Guard	5-11	Sr.	Rocky Mount, N.C./Rocky Mount HS/East Carolina
5	Khyasia Caldwell	Guard	5-5	Fr.	Pocono Summit, Pa./Pocono Mountain East
23	Aliyah Huland El	Guard	6-1	Sr.	Randolph, N.J./Randolph
4	Lisa Jablonowski	Forward	6-3	So.	Ernster, Luxembourg/Lycees des Garçons
32	Moné Jones	Forward	6-3	So.	Durham, N.C./Riverside
3	Lauren Moses	Forward	6-2	Sr.	Mount Holly, N.J./Rancocas Valley
35	Shakyna Payne	Forward	6-3	So.	Acworth, Ga./SW Atlanta Christian Academy
1	Brianna Tinsley	Guard	5-7	Fr.	Madison, Va./St. Anne's-Belfield
20	Amandine Toi	Guard	5-11	Fr.	Paris, France / ISEP Academy
4	Dominique Toussaint	Guard	5-9	So.	Staten Island, N.Y./Christ the King
13	Jocelyn Willoughby	Guard	6-0	So.	East Orange, N.J./Newark Academy

HEAD COACH: Joanne Boyle (Duke '85), 7th Year at Virginia

ASSISTANT COACH: La'Keshia Frett Meredith (Georgia '97), 5th year at Virginia

ASSISTANT COACH: Katherine Graham (LSU, '11), 2nd year at Virginia

ASSISTANT COACH: Tim Taylor (James Madison, '89), 9th year at Virginia

PRONUNCIATION GUIDE

Felicia Aiyeotan	eye-OH-tahn
Jae'Lisa Allen	JAY-lisa
J'Kyra Brown	Juh-KYE-rah
Khyasia Caldwell	KIE-Asia
Aliyah Huland El	ahh-LEE-uh HEW-land ELLE
Lisa Jablonowski	LEE-zuh YOB-lo-NOW-skee
Shakyna Payne	shuh-KYE-nuh
Amandine Toi	Ah-moe-DEEN TWAH
Dominique Toussaint	too-SAWN
La'Keshia Frett Meredith	Lah-KEE-shah

30 FELICIA AIYEOTAN



6-9 • Sophomore • Center • Lagos, Nigeria • Blair Academy (N.J.)

2017-18

- ACC All-Defensive Team
- Currently leads the ACC in blocked shots and is 10th in rebounding, 11th in field goal shooting percentage
- Is the tallest active player in NCAA women's basketball right now. The next tallest is Sara Hamson of BYU at 6-7. Nancy Mulkey of Rice is also 6-9, but she is a sophomore transfer from Oklahoma and is sitting out the season
- Made her first career start at Mississippi State (11/10)
- Had her second career double-double against Central Connecticut with 12 points and 10 rebounds (11/12)
- Came off the bench to score 10 points with six rebounds and six blocked shots in the game against Maryland, going 5-of-7 from the field (11/29)
- Had a career-high 14 rebounds with 10 points in 22 minutes against Ohio (12/17)
- Back-to-back double-doubles against Pitt and Syracuse to start ACC play. Added a third double-double against Clemson, giving her three in the first four ACC contests of 2018
- Scored a then- season-high 15 points with 13 rebounds at Florida State (2/8) only to top it a week later with 17 points and 11 rebounds against Notre Dame

2016-17

- Third in the ACC in blocked shots
- Her 53 blocked shots ranks seventh in the Virginia record book for a single season. Had more blocked shots than the entire team did in 2013-14

OTHER

- Is 6-9 with a wing span of 7-3
- Played her senior season at Blair Academy (N.J.), averaging 14.0 points per game. As a junior at Nuemann Goretti High in Philadelphia, Pa., won the national title with the team going 30-0 and finishing as the top-ranked high school team in the country
- Rated as the No. 87 overall prospect and No. 14 at her position by ProspectNation and No. 15 among all 2016-17 centers by ESPN HoopGurlz
- Played on the Nigerian U16 National Team

2017-18 GAME-BY-GAME:

Opponent	GS	FG-FGA	3FG-3FGA	FT-FTA	Off-Def	Total Reb	PF	Points	A	TO	Blk	Stl	Min
at Miss St	*	1-2	0-0	2-4	2-5	7	1	4	0	2	4	0	29
CENT CONN	*	6-11	0-0	0-2	6-4	10	3	12	0	0	1	1	18
GEORGIA	*	3-8	0-0	2-2	2-5	7	1	8	1	2	1	1	29
at Dayton	*	2-6	0-0	1-2	2-4	6	2	5	0	2	2	0	12
HAMPTON		1-2	0-0	0-0	0-3	3	3	2	0	1	3	0	15
HARVARD		2-6	0-0	2-3	6-1	7	3	6	2	0	0	0	15
DUQUESNE		1-1	0-0	0-0	0-5	5	1	2	2	2	3	0	17
MARYLAND		5-7	0-0	0-2	1-5	6	2	10	0	2	6	0	27
UNCG	*	3-8	0-0	2-4	2-7	9	1	8	1	5	6	0	26
at Rutgers	*	3-7	0-0	0-0	2-9	11	1	6	1	2	4	0	37
vs Ohio	*	4-11	0-0	2-4	6-8	14	0	10	0	0	3	0	22
vs Indiana	*	5-8	0-0	0-0	2-1	3	2	10	2	4	0	0	17
MANHATTAN	*	3-5	0-0	1-1	2-7	9	1	7	0	2	1	0	22
PITT	*	5-6	0-0	0-0	4-6	10	0	10	1	2	3	0	24
SYRACUSE	*	6-10	0-0	0-2	2-8	10	1	12	3	3	2	1	28
at NC State	*	2-7	0-0	0-0	2-3	5	4	4	0	2	1	0	21
CLEMSON	*	4-8	0-0	2-3	3-7	10	0	10	2	2	4	1	18
at BC	*	3-9	0-0	0-0	2-2	4	2	6	0	2	1	0	20
at Duke	*	1-3	0-0	0-0	0-6	6	1	2	1	2	1	1	20
VA TECH	*	2-5	0-0	0-0	2-6	8	1	4	0	1	4	0	24
UNC	*	3-5	0-0	0-0	1-4	5	2	6	0	1	1	0	20
at Ga Tech	*	3-4	0-0	2-2	2-3	5	2	8	2	0	5	0	25
LOUISVILLE	*	4-7	0-0	0-1	3-4	7	1	8	0	2	1	0	28
at FSU	*	7-10	0-0	1-1	5-8	13	1	15	1	3	2	0	28
at Va Tech	*	3-8	0-0	0-0	1-3	4	1	6	0	1	1	0	24
NOTRE DAME	*	7-12	0-0	3-6	7-4	11	0	17	1	4	0	0	25
MIAMI	*	4-4	0-0	1-2	1-7	8	0	9	0	0	1	1	24
at Louisville	*	1-2	0-0	0-0	0-3	3	2	2	0	1	0	1	19
at Wake	*	2-3	0-0	0-0	0-5	5	0	4	0	1	1	0	18
vs Georgia Tech	*	4-8	0-0	0-0	1-2	3	2	8	0	1	0	0	23
vs. Notre Dame*		3-8	0-0	0-0	1-2	3	0	6	2	2	3	0	18
vs. Cal		8-11	0-0	0-0	2-4	6	2	16	0	2	2	0	26

VIRGINIA CAREER STATISTICS

Year	G-GS	Min/Avg	FG-FGA	Pct.	3FG-A	Pct.	FT-FTA	Pct.	O-D	T	Avg.	Pf-DQ	Ast	TO	Blk	St	Pts	Avg
2016-17	33-0	411/12.5	65-125	.520	0-0	.000	21-32	.656	42-79	121	3.7	28-0	14	39	54	4	151	4.6
2017-18	32-27	719/22.5	111-212	.524	0-0	.000	21-41	.512	72-151	223	7.0	43-0	22	56	67	7	243	7.6
TOTAL	65-27	1130/17.4	176-337	.522	0-0	.000	42-73	.575	114-230	344	5.3	71-0	36	95	121	11	394	6.1

SINGLE GAME BESTS

POINTS

Season: 17 vs Notre Dame (2/15)
Career: 23 vs Coppin State (11/13/16)

REBOUNDS

Season: 14 vs Ohio (12/17)
Career: 14 vs Ohio (12/17/17)

OFFENSIVE REBOUNDS

Season: 7 vs Notre Dame (2/15)
Career: 7 vs Notre Dame (2/15/18)

FG MADE

Season: 8 vs Cal (3/16)
Career: 10 vs Coppin State (11/13/16)

FG ATTEMPTS

Season: 12 vs Notre Dame (2/15)
Career: 12 (2x) last vs Notre Dame (2/15)

FG PERCENTAGE

Season: 4-of-4 vs Miami (2/18)
8-of-11 vs Cal (3/16)
Career: 8-of-9 (.889) vs UIC (12/16/16)
4-of-4 vs Miami (2/18/18)

FT MADE

Season: 3
Career: 3

FT ATTEMPTS

Season: 6 vs Notre Dame (2/15)
Career: 6 vs Notre Dame (2/15/18)

ASSISTS

Season: 3 vs Syracuse (12/31)
Career: 3 vs Syracuse (12/31/17)

BLOCKS

Season: 6 (2x), last vs UNCG (12/2)
Career: 6 (multiple)

STEALS

Season:
Career: 2, Nebraska (11/26/16)

Double Doubles:

Season: 7, last vs Notre Dame (2/15)
Career: 8, last vs Notre Dame (2/15)

10 J'KYRA BROWN



5-11 • R-Senior • Guard • Rocky Mount, N.C. • Rocky Mount High School

AT VIRGINIA 2017-18

- Appeared in all 32 games with five starts, averaging 9.7 points per game
- Has scored 934 career points in her collegiate career between ECU and Virginia (3/17)
- Has hit at least one three pointer in 26-straight games (3/16)
- Was in the starting lineup for the season-opener at Mississippi State, the 11th start of her UVA career
- Brought down seven rebounds against Georgia (11/16)
- Scored a team-high 15 points while going 4-of-4 from three-point range against UNCG (12/2)
- Had 13 points at Rutgers, scoring eight of UVA's first 10 points in the contest (12/4)
- Scored a career-high 24 points in the win over Indiana (12/18), going 7-of-11 from the field and 6-of-6 from the freethrow line
- Had a streak of six-straight games scoring in double-digits from Nov. 26 (Dukesne) to Dec. 18 (Indiana), averaging 15.3 ppg in that span
- Scored 17 points against Notre Dame, only hitting one three-pointer (2/15)

2016-17

- Started the season with a 9-1 assist-to-turnover ratio in the first 3 games
- Made her 1st start of season against UIC, scoring 7pts with 5 assists
- Made her second start of the season at Notre Dame, scoring 11 points in the first half and 14 overall, also dishing five assists and grabbing five steals (1/29)
- Recorded first career double-double (12 pts/10 rebs) in win over Georgia Tech (2/2)
- Scored 16 points in the first half against Wake Forest (2/12)
- Started both games of the WNIT, scoring 14 points in the win at Saint Joseph's, including 9 points in fourth quarter

2017-18 GAME-BY-GAME

Opponent	GS	FG-FGA	3FG-3FGA	FT-FTA	Off-Def	Total Reb	PF	Points	A	TO	Blk	Stl	Min
at Miss St	*	2-8	0-2	0-0	0-4	4	4	4	0	6	0	1	32
CENT CONN	*	3-6	1-4	1-2	0-4	4	0	8	2	3	0	1	15
GEORGIA	*	0-3	0-3	1-2	1-6	7	1	1	2	3	0	1	22
at Dayton		3-12	2-6	0-0	0-5	5	3	8	1	3	0	0	33
HAMPTON		2-6	2-5	0-0	0-3	3	0	6	2	1	0	0	24
HARVARD		1-7	0-4	1-2	0-1	1	2	3	0	1	0	0	24
DUQUESNE		4-9	2-5	5-6	1-3	4	5	15	2	3	0	1	36
MARYLAND		5-10	1-3	0-0	0-1	1	0	11	4	1	0	2	30
UNCG		5-6	4-4	1-2	0-6	6	3	15	4	1	0	0	29
at Rutgers	*	5-11	3-8	0-2	1-5	6	3	13	3	0	0	1	40
vs Ohio		4-6	4-5	2-2	1-4	5	2	14	6	4	0	0	28
vs Indiana		7-11	4-7	6-6	2-2	4	1	24	2	4	0	0	36
MANHATTAN		3-9	1-4	1-1	1-2	3	1	8	4	3	1	2	28
PITT		3-10	3-5	0-0	0-2	2	3	9	1	3	0	0	28
SYRACUSE		4-10	2-6	2-4	2-4	6	0	12	3	2	1	2	27
at NC State		5-9	4-6	4-8	1-4	5	3	18	2	3	0	1	34
CLEMSON		2-5	1-4	0-0	1-0	1	0	5	3	1	0	3	26
at BC		4-8	1-5	3-5	0-7	7	3	12	1	4	0	1	28
at Duke		3-9	1-5	0-0	1-1	2	2	7	2	3	0	1	27
VA TECH		1-6	1-3	2-2	1-5	6	1	5	3	2	0	1	21
UNC		3-6	1-3	2-3	0-3	3	1	9	4	1	0	0	32
at Ga Tech		3-7	2-3	0-0	0-2	2	2	8	3	2	1	1	26
LOUISVILLE		3-7	2-3	0-0	0-2	2	2	8	3	2	1	1	26
at FSU		1-5	1-3	0-0	0-2	2	1	3	2	2	0	0	19
at Va Tech		6-14	3-6	0-0	0-5	5	2	15	0	1	0	3	32
NOTRE DAME		6-15	1-7	4-5	1-3	4	0	17	3	3	0	1	32
MIAMI		3-10	1-5	4-4	0-2	2	3	11	4	4	0	0	28
at Louisville		1-10	1-6	2-2	1-2	3	1	5	2	3	0	1	34
at Wake		1-9	1-5	0-0	0-3	3	2	3	0	0	0	0	29
vs Georgia Tech		1-5	1-4	0-0	0-2	2	3	3	3	3	0	0	26
vs Notre Dame		2-11	1-7	0-0	0-1	1	2	5	4	1	0	1	29
vs Cal	*	4-11	1-5	2-2	1-1	2	0	11	7	1	0	1	34

SINGLE GAME BESTS

POINTS

Season: 24 vs Indiana (12/18)
Career: 24 vs Indiana (12/18/17)

REBOUNDS

Season: 7 (2x) last at BC (1/11)
Career: 10 (3x) last vs. Georgia Tech (2/2)

FG MADE

Season: 7 vs Indiana (12/18)
Career: 7 vs Indiana (12/18/17)

FG ATTEMPTS

Season: 12 at Dayton (11/19)
Career: 14 at Notre Dame (1/29/16)

FG Percentage

Season: 5-6 vs UNCG (12/2)
Career: 5-6 vs UNCG (12/2/17)

3 PT FG MADE

Season: 4 (several)
Career: 4 (several)

3 PT FG ATTEMPTS

Season: 8 at Rutgers (12/4)
Career: 9 at Miami (2/9/17)

3 PT FG Percentage

Season: 4-4 vs UNCG (12/2)
Career: 4-4 vs UNCG (12/2/17)

FT MADE

Season: 6 vs Indiana (12/18)
Career: 8 vs Florida State (2/16/17)

FT ATTEMPTS

Season: 8 at NC State (1/4)
Career: 10 vs Florida State (2/16/17)

ASSISTS

Season: 7 vs Cal (3/16)
Career: 7 vs Cal (3/16/18)

STEALS

Season: 1 at Rutgers (12/4)
Career: 5 at Notre Dame (1/29/17)

DOUBLE DOUBLES

Season:
Career: 1 vs Georgia Tech (2/2)

AT EAST CAROLINA

Year	G-GS	Min/Avg	FG-FGA	Pct.	3FG-A	Pct.	FT-FTA	Pct.	O-D	T	Avg.	Pf-DQ	Ast	TO	Blk	St	Pts	Avg
2013-14	31-1	341/11.0	63-155	.406	27-81	.333	31-42	.738	21-31	52	1.7	45-0	25	41	9	16	184	5.9

AT VIRGINIA

Year	G-GS	Min/Avg	FG-FGA	Pct.	3FG-A	Pct.	FT-FTA	Pct.	O-D	T	Avg.	Pf-DQ	Ast	TO	Blk	St	Pts	Avg
2015-16	33-6	545/16.5	51-168	.304	27-85	.318	37-52	.712	31-61	92	2.8	60-0	30	50	3	23	166	5.0
2016-17	33-4	808/24.5	86-220	.391	48-127	.378	65-91	.714	42-95	137	4.2	64-1	67	73	4	36	285	8.6
2017-18	32-5	916/28.6	101-271	.373	52-151	.344	45-62	.726	16-98	114	3.6	55-1	79	75	3	26	299	9.3
TOTAL	98-15	2269/23.2	238-659	.361	127-363	.350	147-205	.717	89-254	343	3.5	179-2	176	198	10	85	750	7.7

23 ALIYAH HULAND EL



6-1 • Senior • Guard • Randolph, N.J. • Randolph High School

AT VIRGINIA 2017-18

- Scored the 1,000th point of her career at home against Louisville, becoming the 33rd player in program history to reach the benchmark (2/1)
- Ranks seventh in program history in made-three-pointers with 134
- Came off the bench to go 5-of-6 from the field for 13 points against Central Connecticut (11/12)
- Had a season-high seven rebounds against Georgia (11/16)
- Made her first start of the season against Hampton, scoring 10 points in the first half (11/21)
- Named to the Cavalier Classic all-tournament team after hitting the game-tying three-pointer against Harvard (11/25) and scoring a team-high 17 points against Duquesne (11/26)
- Grabbed 10 rebounds in the overtime win against Indiana (12/18)
- Scored 19 points in the win over North Carolina, going 5-of-7 for 12 points in the first quarter (1/25)
- Followed her performance against UNC with a 21-point game at Georgia Tech, scoring 10 of those points in the fourth quarter
- In the ACC Tournament win over Georgia Tech, scored a team-high 19 points, going 6-of-10 from the field and 4-of-4 from the line. Averaged 16.0 points per game in the tournament

2016-17

- Had the first double-double of her career with 12 points and 10 assists against Coppin State, the first UVA player to have double-digit assists in a game since Sharneé Zoll had 11 in 2008

2017-18 GAME-BY-GAME:

Opponent	GS	FG-FGA	3FG-3FGA	FT-FTA	Off-Def	Total Reb	PF	Points	A	TO	Blk	Stl	Min
at Miss St		2-6	0-2	2-2	0-0	0	2	6	0	0	0	0	21
CENT CONN		5-6	1-1	2-2	0-1	1	1	13	2	1	1	3	17
GEORGIA		3-4	2-3	1-2	2-5	7	2	9	2	2	1	1	20
at Dayton		3-6	1-2	1-1	1-2	3	3	8	1	1	2	1	27
HAMPTON	*	3-9	2-3	2-2	0-2	2	1	10	2	1	1	2	29
HARVARD	*	2-6	2-5	2-2	2-3	5	2	8	4	4	2	2	26
DUQUESNE	*	5-13	4-10	3-5	2-2	4	3	17	0	1	1	0	23
MARYLAND	*	3-5	1-3	2-2	0-1	1	2	9	1	2	2	0	23
UNCG	*	5-8	3-4	0-0	0-3	3	4	13	2	5	1	1	30
at Rutgers	*	1-4	0-2	1-2	2-2	4	4	3	2	2	0	0	25
vs Ohio	*	8-15	1-2	0-0	3-0	3	2	17	1	2	1	0	25
vs Indiana	*	3-11	1-4	0-0	3-7	10	2	7	1	3	0	0	32
MANHATTAN	*	3-8	0-3	1-1	1-1	2	1	7	2	3	0	2	24
PITT	*	3-7	0-2	4-4	0-2	2	2	10	0	1	1	0	25
SYRACUSE	*	4-8	3-5	4-6	3-2	5	1	15	2	2	0	1	35
at NC State	*	5-11	1-4	2-2	1-3	4	0	13	1	2	0	0	37
CLEMSON	*	4-7	0-2	0-1	1-1	2	0	8	3	2	0	2	25
at BC	*	3-8	1-2	0-0	0-2	2	1	7	2	2	0	1	33
at Duke	*	6-13	2-5	0-0	2-1	3	4	14	3	2	0	2	36
VA TECH	*	5-12	0-3	4-4	0-4	4	1	14	0	2	0	1	30
UNC	*	8-14	3-7	0-0	2-0	2	2	19	2	0	0	1	27
at Ga Tech	*	7-12	3-6	4-4	1-2	3	3	21	1	4	3	1	35
LOUISVILLE	*	3-9	1-4	2-2	1-5	6	3	9	0	3	3	1	28
at FSU	*	4-15	2-8	3-3	3-2	5	4	13	0	1	0	0	31
at Va Tech	*	2-6	0-0	1-2	1-4	5	3	5	2	0	1	1	26
NOTRE DAME	*	1-5	0-1	0-0	1-2	3	0	2	2	1	3	1	21
MIAMI	*	0-11	0-5	0-0	1-1	2	4	0	1	2	1	0	20
at Louisville	*	1-3	1-2	1-2	0-1	1	3	4	1	1	0	0	24
at Wake	*	0-6	0-3	0-0	0-2	2	1	0	3	2	0	0	19
vs Ga Tech	*	6-10	3-5	4-4	1-1	2	2	19	0	1	0	2	25
vs Notre Dame	*	3-9	3-6	4-4	1-3	4	2	13	0	2	0	0	30
vs Cal	*	4-10	3-6	1-2	0-1	1	0	12	1	1	0	0	29

SINGLE GAME BESTS

POINTS

Season: 21 at Georgia Tech (1/28)
Career: 23 vs Louisville (1/5/17)

REBOUNDS

Season: 10 vs Indiana (12/18)
Career: 10 (2x) vs Indiana (12/18/17)

FG MADE

Season: 8 (2x) last vs North Carolina (1/25)
Career: 9 vs Longwood (11/22/15)

FG ATTEMPTS

Season: 15 vs Ohio (12/17)
Career: 15 (2x)

FG SHOOTING

Season: 5-6 (.833) vs CCSU (11/12)
Career: 7-10 (.700) vs NJIT (12/5/15)

3 PT FG MADE

Season: 4 vs Duquesne (11/26)
Career: 4, several

3 PT FG ATTEMPTS

Season: 10 vs Duquesne (11/26)
Career: 10 vs Duquesne (11/26/17)

3 PT FG PERCENTAGE

Season: 3-of-4 vs UNCG (12/2)
Career: 3-of-3 vs Miami (1/3/16)

FT MADE

Season:
Career: 7 at Auburn (11/19/15)

FT ATTEMPTS

Season:
Career: 8 at Auburn (11/19/15)

ASSISTS

Season: 2 (2x) last vs Georgia (11/16)
Career: 10 vs Coppin State (11/13/16)

BLOCKS

Season: 3 (2x) last vs Louisville (2/1)
Career: 3 (multiple) last vs Louisville (2/1)

STEALS

Season: 3 vs CCSU (11/12)
Career: 4 vs Longwood (12/16/14)

DOUBLE DOUBLES

Season:
Career: 1 vs Coppin State (11/13/16)

VIRGINIA CAREER STATISTICS

Year	G-GS	Min/Avg	FG-FGA	Pct.	3FG-A	Pct.	FT-FTA	Pct.	O-D	T	Avg.	Pf-DQ	Ast	TO	Blk	St	Pts	Avg
2014-15	31-1	552/17.8	63-189	.333	23-93	.247	24-32	.750	19-34	53	1.7	59-0	29	43	10	24	173	5.6
2015-16	34-10	853/25.1	120-281	.427	35-107	.327	51-63	.810	40-74	114	3.4	90-4	46	94	21	35	326	9.6
2016-17	33-23	750/22.7	87-222	.392	35-113	.310	36-51	.706	29-70	99	3.0	65-0	43	49	19	24	245	7.4
2017-18	32-27	858/26.8	115-277	.415	44-120	.367	51-61	.836	35-68	103	3.2	65-0	44	58	24	26	325	10.2
TOTAL	130-61	3013/23.2	385-969	.397	137-433	.316	162-207	.783	123-246	369	2.8	279-4	162	244	74	109	1069	8.2

14 LISA JABLONOWSKI



6-3 • Sophomore • Wing/Forward • Ernster, Luxembourg • Lycee des Garcons

AT VIRGINIA

2017-18

- Started the game at Dayton (11/19); made her second start of the season at Virginia Tech (2/11)
- Had five assists and six rebounds in the win over North Carolina (1/25) and followed with a five-rebound performance in 11 minutes on the floor at Georgia Tech (1/28)

2016-17

- Moved into the starting lineup for the final nine games of the season
- Made her collegiate debut in the season-opener against Middle Tennessee, scoring four points with four rebounds in 11 minutes
- Had a game-high six rebounds in 13 minutes against Rutgers (11/20)
- Made her first career start against Wake Forest (2/12)
- Had a team-high eight rebounds in the upset win over No. 4 FSU (2/16)

HIGH SCHOOL/CLUB

- Named Sportswoman of the Year, the most prestigious award in Luxembourg, for her performance in the 2014-15 season
- Helped lead her Amicale Steinsel team to the 2016 National Championship of Luxembourg
- Voted to the 2016 Luxembourgish League All-Star Game roster
- Was named the Eurobasket.com Player of the Week (Nov. 9, 2015) after scoring 21 points with nine rebounds and four assists in a victory over Sparta
- A three-time MVP of the U16 and U18 divisions, she helped her team win the Luxembourg Cup in 2014 and guided them to second place finishes in the U14, U16 and U18 championships.

2017-18 GAME-BY-GAME:

Opponent	GS	FG-FGA	3FG-3FGA	FT-FTA	Off-Def	Total Reb	PF	Points	A	TO	Blk	Stl	Min
at Miss St	2-3	1-1	0-0	0-3		3	4	5	0	1	0	0	17
CENT CONN	2-3	0-0	0-0	3-3		6	0	4	1	0	0	1	18
GEORGIA	0-3	0-0	0-0	0-3		3	1	0	0	2	0	0	18
at Dayton *	0-0	0-0	0-0	0-3		3	3	0	2	1	0	0	20
HAMPTON	2-3	0-0	0-0	0-3		3	1	4	1	0	0	2	20
HARVARD	1-3	0-0	0-2	4-2		6	1	2	1	1	0	1	16
DUQUESNE	3-8	0-2	0-0	3-1		4	2	6	2	1	0	0	25
MARYLAND	1-2	0-1	0-2	3-1		4	1	2	2	2	0	1	25
UNCG	1-2	0-1	0-2	3-1		4	1	2	2	2	0	1	25
at Rutgers	1-2	0-0	0-0	1-3		4	1	2	2	1	0	1	27
vs Ohio	3-5	0-1	0-0	2-1		3	1	6	1	0	0	0	21
vs Indiana	0-0	0-0	2-2	3-2		5	2	2	2	0	1	0	22
MANHATTAN	3-8	0-0	0-0	2-2		4	2	6	1	1	0	1	20
PITT	2-4	0-0	0-0	2-1		3	0	4	1	1	1	2	23
SYRACUSE	1-1	0-0	0-0	0-0		0	1	2	0	0	0	0	12
at NC State	1-3	1-2	0-0	1-2		3	1	3	2	1	0	0	18
CLEMSON	1-2	0-1	0-0	1-4		5	2	2	1	1	1	0	18
at BC	1-4	0-0	0-0	2-3		5	0	2	0	1	1	0	19
at Duke	1-1	0-0	0-0	0-1		1	2	2	0	0	0	1	11
VA TECH	0-0	0-0	0-0	0-1		1	1	0	3	0	0	2	12
UNC	0-1	0-0	0-0	2-4		6	0	0	5	3	1	0	16
at Ga Tech	0-2	0-1	0-2	1-4		5	0	0	1	3	0	0	11
LOUISVILLE	0-0	0-0	0-0	0-0		0	0	0	0	0	1	0	11
at FSU	1-3	0-1	0-0	0-1		1	0	2	0	1	0	2	16
at Va Tech *	0-0	0-0	0-0	0-2		2	1	0	1	1	0	1	20
NOTRE DAME	1-1	0-0	0-0	0-2		2	0	2	2	0	0	0	17
MIAMI	1-2	0-1	0-0	0-1		1	2	2	0	2	0	0	15
at Louisville	2-5	0-1	0-0	3-1		4	0	4	1	0	0	2	22
at Wake	0-1	0-0	2-2	0-5		5	0	2	1	1	0	0	13
vs Georgia Tech	0-0	0-0	0-0	0-1		1	2	0	0	2	0	0	10
vs Notre Dame	1-5	0-2	0-0	2-1		3	1	2	0	0	0	1	19
vs Cal	1-3	0-1	0-0	0-0		0	0	2	4	0	0	1	19

SINGLE GAME BESTS

POINTS

Season: 6 vs Duquesne (11/26)

Career: 9 vs Nebraska (11/26)

REBOUNDS

Season: 6 (several)

Career: 8 vs Florida State (2/16)

FG MADE

Season:

Career: 4 vs Nebraska (11/26)

FG ATTEMPTS

Season:

Career: 5 (2x)

3 PT FG MADE

Season:

Career:

3 PT FG ATTEMPTS

Season:

Career: 2

FT MADE

Season:

Career:

FT ATTEMPTS

Season:

Career:

ASSISTS

Season: 5 vs North Carolina (1/25)

Career: 5 vs North Carolina (1/25/18)

BLOCKS

Season:

Career:

STEALS

Season:

Career: 3 (2x) last at Syracuse (01/02)

VIRGINIA CAREER STATISTICS

Year	G-GS	Min/Avg	FG-FGA	Pct.	3FG-A	Pct.	FT-FTA	Pct.	O-D	T	Avg.	Pf-DQ	Ast	TO	Blk	St	Pts	Avg
2016-17	32-9	521/16.3	34-80	.425	4-15	.267	6-17	.353	45-38	83	2.6	27-0	22	29	8	30	78	2.4
2017-18	32-2	564/17.6	31-74	.419	3-18	.167	7-14	.500	33-63	96	3.0	30-0	39	30	6	19	72	2.3
TOTAL	64-11	1085/17.0	65-154	.422	7-33	.212	13-31	.419	78-101	179	2.8	57-0	61	59	14	49	150	2.3

32 MONÉ JONES



6-3 • Junior • Forward • Durham, N.C. • Riverside High School

AT VIRGINIA

2017-18

- Missed 10 games, beginning with Hampton (11/21) with a foot injury. Dressed for the Syracuse game (12/31), but did not play. Returned to action against Clemson (1/7)

2016-17

- Missed the first eight games of the season with a leg injury
- Made her season debut against UIC, scoring 3 ptt in 12 minutes (12/16)
- Scored nine points in 18 minutes against MDES (12/21)

SINGLE GAME BESTS

POINTS

Season:

Career: 10 vs Norfolk State (11/16/15)

REBOUNDS

Season:

Career: 7 vs NJIT (12/5/15)

FG MADE

Season:

Career: 3 at MT (11/13/15)

FG ATTEMPTS

Season:

Career: 8 at MT (11/13/15)

3 PT FG MADE

Season:

Career:

3 PT FG ATTEMPTS

Season:

Career:

FT MADE

Season:

Career: 4 vs Norfolk State (11/16/15)

FT ATTEMPTS

Season:

Career: 4, 2x last vs Tulane (11/28/15)

ASSISTS

Season:

Career: 1

BLOCKS

Season:

Career: 2

STEALS

Season:

Career: 3

2017-18 GAME-BY-GAME:

Opponent	GS	FG-FGA	3FG-3FGA	FT-FTA	Off-Def	Total Reb	PF	Points	A	TO	Blk	Stl	Min
at Miss St		0-3	0-0	0-0	0-0	0	1	0	2	1	0	0	19
CENT CONN		3-4	0-0	0-0	0-0	0	4	6	2	0	0	0	16
GEORGIA		0-1	0-0	0-0	0-0	0	0	0	0	2	0	0	8
at Dayton		0-0	0-0	0-0	1-0	1	0	0	1	0	0	0	4
HAMPTON		INJ											
HARVARD		INJ											
DUQUESNE		INJ											
MARYLAND		INJ											
UNCG		INJ											
at Rutgers		INJ											
vs Ohio		INJ											
vs Indiana		INJ											
MANHATTAN		INJ											
PITT		INJ											
SYRACUSE		DNP											
at NC State		DNP											
CLEMSON		0-1	0-0	1-2	0-1	1	0	1	0	0	0	0	9
at BC		0-0	0-0	0-0	0-0	0	0	0	0	0	0	0	4
at Duke		DNP											
VA TECH		0-1	0-0	0-0	0-0	0	0	0	0	0	0	0	3
UNC		0-1	0-0	0-0	0-0	0	0	0	0	0	0	0	7
at Ga Tech		DNP											
LOUISVILLE		0-0	0-0	0-0	0-0	0	0	0	0	0	1	0	11
at FSU		0-1	0-0	1-2	0-0	0	0	1	0	0	0	0	10
at Va Tech		0-0	0-0	0-0	2-0	2	0	0	1	0	0	0	7
NOTRE DAME		0-1	0-0	0-0	1-0	1	0	0	0	0	0	0	1
MIAMI		INJ											
at Louisville		DNP											
at Wake		0-0	0-0	0-0	0-0	0	1	0	0	1	0	0	7
vs Georgia Tech		DNP											
vs Notre Dame		0-3	0-0	0-0	0-1	1	0	0	0	1	0	1	12
vs Cal		DNP											

VIRGINIA CAREER STATISTICS

Year	G-GS	Min/Avg	FG-FGA	Pct.	3FG-A	Pct.	FT-FTA	Pct.	O-D	T	Avg.	Pf-DQ	Ast	TO	Blk	St	Pts	Avg
2015-16	33-1	572/17.3	37-101	.366	0-3	.000	24-32	.750	30-57	87	2.6	69-2	21	43	19	18	98	3.0
2016-17	25-0	243/9.7	12-38	.316	4-12	.333	12-15	.800	8-13	21	0.8	20-1	3	13	2	5	40	1.6
2017-18	14-0	118/8.4	3-16	.188	0-0	.000	2-4	.500	4-2	6	0.4	6-0	6	5	1	1	8	0.6
TOTAL	72-1	933/13.0	52-155	.335	4-15	.267	38-51	.745	42-72	114	1.6	95-3	30	61	22	24	146	2.0

3 LAUREN MOSES



6-2 • Senior • Forward • Mount Holly, N.J. • Rancocas High School

AT VIRGINIA

2017-18 SEASON

- All-ACC Academic Team, second time earning the honor
- Became the 34th member of the UVA 1,000 point club with 5:48 remaining in the fourth quarter of the Notre Dame game (2/15)
- Became the eighth player in program history to block 100 shots in her career at Virginia Tech (2/11)
- Changed jersey number to three for senior season, after wearing 21 for her first three years
- Named to the Cavalier Classic all-tournament team after getting a double-double of 13 points and 10 rebounds against Harvard (11/25), her second time earning all-tourney honors at the Cav Classic after also doing so in 2015
- Scored a then-season-high 14 points in the win over Indiana (12/18) only to top it the next game with a 16-point performance against Manhattan (12/21). She started the game against the Jaspers making six of her first seven field goal attempts, scoring her first 14 points in 14 minutes on the floor
- Scored 11 points (going 5-of-7 from the floor) with seven rebounds in the win over Virginia Tech. Had an important and-one and took a crucial charge in the final two minutes (1/21)
- Just missed a double-double with 14 points and 9 rebounds against North Carolina (1/25)
- Scored 12 points with nine rebounds, going 4-of-4 from the field and the same from the line in the ACC Tournament win over Georgia Tech, also taking a charge in the final three seconds to seal the victory (3/1)
- Started the NCAA Tournament game against Cal (3/16)

SINGLE GAME BESTS

POINTS

Season: 16 vs Manhattan (12/21)
Career: 27 at Richmond (11/16/16)

REBOUNDS

Season: 11 vs Maryland (11/29)
Career: 15 at Boston College (02/14/16)

FG MADE

Season: 4
Career: 9 (2x) last vs Louisville (1/5/17)

FG ATTEMPTS

Season: 12 at Dayton (11/19)
Career: 17 at Miami (2/9/17)

FG SHOOTING

Season: 7-of-9 vs Manhattan (12/21)
4-of-4 vs Georgia Tech (3/1)
Career: 7-of-8 vs Coppin St (12/28/15)

FT MADE

Season: 6 vs Indiana (12/18)
Career: 8 at Wake Forest (1/10/16)

FT ATTEMPTS

Season: 8 vs Indiana (12/18)
Career: 13 at Wake Forest (1/10/16)

FT PERCENTAGE

Season: 4-4 vs Georgia Tech (3/1)
Career: 9-9 at Richmond (11/16)

ASSISTS

Season:
Career: 4 (2x) last at Richmond (11/16/16)

BLOCKS

Season: 3 vs Cal (3/16)
Career: 3 (4x)

STEALS

Season: 5 vs Indiana (12/18)
Career: 6 at Duke (2/4/16)

DOUBLE DOUBLES

Season: 1 vs Harvard (11/25)
Career: 9, last vs Harvard (11/25)

2017-18 GAME-BY-GAME

Opponent	GS	FG-FGA	3FG-3FGA	FT-FTA	Off-Def	Total Reb	PF	Points	A	TO	Blk	Stl	Min
at Miss St	*	1-6	0-0	0-0	1-2	3	1	2	1	0	1	2	18
CENT CONN	*	4-6	0-0	1-2	3-3	6	0	9	2	1	1	3	17
GEORGIA	*	2-4	0-0	1-2	0-0	0	1	5	1	3	0	1	19
at Dayton		3-12	0-0	1-1	3-2	5	1	7	0	2	0	2	27
HAMPTON	*	4-7	0-0	1-2	1-4	5	4	9	0	1	1	2	25
HARVARD	*	4-11	0-0	5-8	6-4	10	2	13	0	1	1	2	28
DUQUESNE	*	1-8	0-0	1-2	5-1	6	0	3	1	0	1	0	23
MARYLAND	*	0-3	0-0	3-4	6-5	11	3	3	2	3	2	1	29
UNCG													
at Rutgers													
vs Ohio		2-2	0-0	3-4	3-2	5	2	7	0	3	1	0	13
vs Indiana		4-8	0-0	6-8	0-0	0	3	14	1	2	1	5	29
MANHATTAN		7-9	0-0	2-2	2-2	4	3	16	0	2	0	1	21
PITT		1-3	0-0	2-2	5-2	7	2	4	0	1	0	2	19
SYRACUSE		2-7	0-1	1-2	1-1	2	2	5	1	3	1	3	20
at NC State		3-6	0-0	3-5	1-2	3	5	9	0	2	0	0	20
CLEMSON		5-8	0-0	1-3	2-1	3	1	11	1	0	0	1	19
at BC		3-7	0-0	0-0	3-0	3	1	6	1	2	0	1	22
at Duke		0-2	0-0	0-0	2-1	3	5	0	1	1	0	0	16
VA TECH		5-7	0-0	1-1	2-5	7	1	11	1	2	0	0	20
UNC		5-13	0-0	4-5	2-7	9	3	14	1	1	0	3	22
at Ga Tech		3-6	0-0	0-0	0-5	5	3	6	0	0	3	1	19
LOUISVILLE		1-4	0-0	0-2	1-2	3	2	2	0	1	0	0	16
at FSU		2-6	0-0	1-2	2-2	4	5	5	1	0	0	1	16
at Va Tech		3-4	0-0	2-2	2-1	3	4	8	1	1	1	0	13
NOTRE DAME		2-6	0-0	5-6	1-3	4	2	9	3	2	1	0	20
MIAMI		1-5	0-0	1-2	2-2	4	3	3	1	1	0	0	16
at Louisville		3-7	0-0	4-6	6-3	9	1	10	0	2	0	3	25
at Wake		3-6	0-0	0-0	2-1	3	2	6	0	0	0	0	22
vs Georgia Tech		4-4	0-0	4-4	1-8	9	3	12	1	2	0	1	26
vs Notre Dame		2-9	0-0	1-1	1-4	5	1	5	1	1	0	2	23
vs Cal		1-8	0-1	0-0	3-2	5	3	2	3	0	2	3	22

VIRGINIA CAREER STATISTICS

Year	G-GS	Min/Avg	FG-FGA	Pct.	3FG-A	Pct.	FT-FTA	Pct.	O-D	T	Avg.	Pf-DQ	Ast	TO	Blk	St	Pts	Avg
2014-15	31-30	731/23.6	77-183	.421	0-1	.000	35-66	.530	66-111	177	5.7	95-5	26	64	34	26	189	6.1
2015-16	34-34	969/28.5	128-293	.437	0-1	.000	65-115	.565	101-135	236	6.9	104-5	33	72	24	52	321	9.4
2016-17	33-33	874/26.5	134-281	.477	0-0	.000	47-75	.627	67-120	187	5.7	93-3	35	65	28	43	315	9.5
2017-18	30-8	625/20.8	81-194	.418	0-2	.000	54-78	.692	69-77	146	4.9	69-3	25	40	17	40	216	7.2
TOTAL	128-105	3199/25.0	420-951	.442	0-4	.000	201-334	.602	303-443	746	5.8	361-16	119	241	103	161	1041	8.1

1 BRIANNA TINSLEY



5-7 • Freshman • Guard • Madison, Va. • St. Anne's-Belfield

AT VIRGINIA 2017-18

- Has started 24 games this season, averaging 20.1 minutes per game
- Made her collegiate debut at Mississippi State, grabbing two rebounds in her first two minutes on the floor. Finished the game with seven points and two rebounds (11/10)
- Made her first career start at Dayton (11/19)
- Scored a season-high 10 points against North Carolina (1/25); followed with eight points and a season-high five rebounds at Georgia Tech (1/28)

HIGH SCHOOL/CLUB

- Two-time Scrimmage Play area Player of the Year
- Three-time First Team All-Central Virginia Team
- Three-time First Team VISAA Division I All-State
- Four-time All-LIS selection
- Competed in ASSIST Women's 2017 National All-American Senior High School Basketball All Star Game
- Averaged 15.2 points, 3.9 assists, 3.9 steals and 3.4 rebounds per game in her four-year career, averaging 17.8 points her senior season
- Also ran track, 200m Conference/State Champion
- 100m Conference/State Runner Up

2017-18 GAME-BY-GAME

Opponent	GS	FG-FGA	3FG-3FGA	FT-FTA	Off-Def	Total Reb	PF	Points	A	TO	Blk	Stl	Min
at Miss St		2-4	1-1	2-2	0-2	2	1	7	1	4	0	0	18
CENT CONN		1-8	1-3	0-0	2-2	4	1	3	3	1	0	0	23
GEORGIA		1-1	1-1	0-0	0-1	1	1	3	1	2	0	1	15
at Dayton	*	0-5	0-1	0-0	0-1	1	0	0	1	0	0	0	11
HAMPTON	*	3-5	0-1	0-0	0-1	1	2	6	0	5	1	1	23
HARVARD	*	0-6	0-5	1-2	0-1	1	0	1	0	0	0	1	17
DUQUESNE	*	1-1	1-1	0-0	0-2	2	2	3	3	1	0	0	19
MARYLAND	*	0-3	0-1	0-0	0-2	2	2	0	2	1	0	2	16
UNCG	*	1-3	0-2	2-4	0-1	1	3	4	3	1	0	1	22
at Rutgers	*	1-2	1-1	2-2	0-1	1	3	5	0	3	0	0	20
vs Ohio	*	1-6	1-4	0-0	0-3	3	1	3	5	3	0	0	28
vs Indiana	*	2-8	1-4	0-0	0-4	4	1	5	4	3	0	0	21
MANHATTAN	*	3-4	1-2	1-2	0-1	1	0	8	2	2	0	1	19
PITT	*	2-5	1-3	0-0	0-1	1	0	5	1	1	0	0	14
SYRACUSE	*	1-5	1-3	2-2	3-0	3	2	5	1	0	0	2	17
at NC State	*	1-2	1-2	2-2	1-0	1	2	5	2	2	0	1	19
CLEMSON	*	2-5	1-3	0-0	0-1	1	1	5	1	1	0	0	23
at BC	*	2-3	0-1	1-1	0-0	0	4	5	1	2	0	0	20
at Duke	*	2-4	2-2	0-0	1-2	3	1	6	3	4	0	1	29
VA TECH	*	1-5	1-3	0-0	0-1	1	1	3	0	1	0	0	22
UNC	*	4-7	2-4	0-0	0-2	2	2	10	3	0	0	1	28
at Ga Tech	*	2-4	1-2	3-4	0-5	5	1	8	1	5	0	0	17
LOUISVILLE	*	1-6	0-4	2-2	0-2	2	1	4	1	6	0	2	27
at FSU	*	1-2	1-2	0-0	0-0	0	0	3	0	1	0	0	10
at Va Tech	*	1-2	0-1	0-0	1-1	2	3	2	0	3	0	0	14
NOTRE DAME	*	1-4	1-1	3-4	0-1	1	4	6	1	1	0	0	22
MIAMI	*	4-6	4-4	1-4	0-1	1	2	13	1	1	0	0	28
at Louisville	*	1-5	0-3	0-0	0-0	0	0	2	0	4	0	0	23
at Wake	*	0-3	0-1	2-2	0-3	3	2	2	3	2	0	0	28
vs Ga Tech	*	0-4	0-2	0-0	0-2	2	0	0	4	0	0	0	24
vs Notre Dame	*	0-2	0-1	0-0	0-0	0	4	0	1	2	0	0	14
vs Cal	*	1-1	0-0	0-0	0-3	3	0	2	0	0	0	0	8

SINGLE GAME BESTS

POINTS

Season: 13 vs Miami (2/18)

REBOUNDS

Season: 5 at Georgia Tech (1/28)

FG MADE

Season: 4 (2x)

FG ATTEMPTS

Season: 8 vs Indiana (12/18)

3 PT FG MADE

Season: 4 vs Miami (2/18)

3 PT FG ATTEMPTS

Season: 5 vs Harvard (11/25)

3 PT FG PERCENTAGE

Season: 4-of-4 vs Miami (2/18)

FT MADE

Season: 2

FT ATTEMPTS

Season: 4

ASSISTS

Season: 5 vs Ohio (12/17)

BLOCKS

Season:

STEALS

Season:

VIRGINIA CAREER STATISTICS

Year	G-GS	Min/Avg	FG-FGA	Pct.	3FG-A	Pct.	FT-FTA	Pct.	O-D	T	Avg.	Pf-DQ	Ast	TO	Blk	St	Pts	Avg
2017-18	32-28	639/20.0	43-131	.328	24-69	.348	24-33	.727	8-47	55	1.7	47-0	49	62	1	14	134	4.2

4 DOMINIQUE TOUSSAINT



5-9 • Sophomore • Guard • Staten Island, N.Y. • Christ the King

AT VIRGINIA

2017-18

- Honorable Mention for the All-ACC Team
- Leads the team in scoring
- Opened the season by scoring a team-high 17 points at Mississippi State (11/10) and followed with another 17-point game against Central Connecticut (11/12)
- Scored a team-high 18 points against Georgia (11/16)
- Scored five baskets and had six assists in the win over Hampton (11/21)
- Scored 12 points with six rebounds and six assists at Florida State (2/8)
- Flirted with a triple-double against Miami with 18 points, nine rebounds and seven assists while also grabbing four steals (2/18)
- Scored 14 points with five assists in the ACC Tournament victory over Georgia Tech (3/1)

2016-17

- ACC All-Freshman Team
- Third among ACC freshmen in points per game (9.5)
- Was in the starting lineup for her collegiate debut, scoring 16 points with five rebounds against Middle Tennessee (11/11)
- Was named to the Cavalier Classic All-Tournament Team after scoring a team-high 17 points in the finale against Dayton (12/29)
- Named the ACC Rookie of the Week (Feb. 6) after scoring a team-high 16 points in the Cavaliers' overtime win against Georgia Tech, adding another 10 points against Duke
- Hit the game-tying three-pointer at the buzzer to send the Syracuse game into overtime (1/5)
- Scored career-high 19 points, incl. 12 in OT, in the win over Wake (2/12)
- Led the team in scoring in the upset of No. 4 FSU with 14 points, eight coming in the fourth quarter

HIGH SCHOOL/CLUB

- 2016 Miss New York Basketball, 2016 Gatorade New York State Girls' Basketball Player of the Year

2017-18 GAME-BY-GAME

Opponent	GS	FG-FGA	3FG-3FGA	FT-FTA	Off-Def	Total Reb	PF	Points	A	TO	Blk	Stl	Min
at Miss St	*	5-10	1-3	6-7	2-4	6	4	17	3	8	0	1	24
CENT CONN	*	6-14	3-7	2-2	1-1	2	1	17	3	0	0	3	18
GEORGIA	*	6-18	2-5	4-7	1-2	3	1	18	5	3	0	1	36
at Dayton	*	3-13	1-3	2-2	0-2	2	4	9	4	0	0	1	35
HAMPTON	*	5-11	1-6	3-6	0-3	3	2	14	6	3	0	2	34
HARVARD	*	2-12	1-3	0-0	0-3	3	2	5	2	2	0	0	37
DUQUESNE	*	5-12	1-3	0-0	0-2	2	3	11	2	3	0	0	27
MARYLAND	*	8-18	2-5	0-1	0-2	2	3	18	2	6	0	1	35
UNCG	*	4-7	1-3	2-2	0-4	4	2	11	1	3	0	1	26
at Rutgers	*	0-4	0-1	0-0	0-0	0	2	0	1	1	0	0	9
vs Ohio	*	5-9	3-6	0-0	0-6	6	3	13	5	5	0	2	26
vs Indiana	*	4-10	1-5	3-5	0-3	3	3	12	4	5	0	3	39
MANHATTAN	*	2-5	0-2	1-2	0-4	4	1	5	5	1	0	2	30
PITT	*	4-17	2-8	6-6	0-4	4	1	16	7	1	0	3	36
SYRACUSE	*	3-10	1-5	2-2	0-5	5	4	9	6	3	0	2	32
at NC State	*	4-9	2-5	1-2	0-4	4	5	11	1	1	0	0	20
CLEMSON	*	4-8	2-5	0-0	0-3	3	3	10	5	1	0	1	25
at BC	*	5-8	2-3	0-0	0-2	2	2	12	7	2	0	0	22
at Duke	*	2-8	2-8	0-0	0-0	0	4	6	3	3	0	0	24
VA TECH	*	5-15	2-7	2-2	0-3	3	1	14	3	4	0	1	37
UNC	*	4-6	3-5	2-2	0-4	4	3	13	5	2	0	0	24
at Ga Tech	*	2-5	0-0	0-0	0-3	3	5	4	2	8	1	0	31
LOUISVILLE	*	2-7	0-2	0-2	1-1	2	2	4	2	4	0	1	25
at FSU	*	4-13	1-4	3-4	0-6	6	2	12	6	4	0	2	36
at Va Tech	*	5-17	0-3	5-6	2-3	5	3	15	2	1	0	0	33
NOTRE DAME	*	5-13	1-5	0-0	0-2	2	3	11	1	2	0	1	33
MIAMI	*	6-15	2-7	4-6	1-8	9	3	18	7	2	1	4	37
at Louisville	*	1-5	0-2	3-4	1-4	5	2	5	5	6	0	0	27
at Wake	*	5-9	1-3	6-6	0-6	6	4	17	2	5	0	0	35
vs Ga Tech	*	5-10	2-4	2-4	0-2	2	2	14	5	4	0	1	35
vs Notre Dame	*	4-14	1-8	0-0	1-4	5	2	9	3	4	1	1	34
vs Cal	*	4-9	2-3	0-0	0-3	3	4	10	3	2	0	2	27

SINGLE GAME BESTS

POINTS

Season: 18 (3x) last vs Miami (2/18)
Career: 19 vs Wake Forest (2/12/17)

REBOUNDS

Season: 6 vs CCSU (11/12)
Career: 9 at Richmond (11/16/16)

FG MADE

Season: 6 vs Maryland (11/29)
Career: 8 vs Maryland (11/29/18)

FG ATTEMPTS

Season: 18 (2x)
Career: 18 (2x)

3 PT FG MADE

Season: 3 (several)
Career:

3 PT FG ATTEMPTS

Season: 8 vs Pitt (12/28)
Career: 8 (2x)

FT MADE

Season: 6 (2x) last vs Pitt (12/28)
Career: 6 (2x)

FT ATTEMPTS

Season: 8 (several)
Career: 8 (several)

FT PERCENTAGE

Season: 6-6 vs Pitt (12/28)
Career: 6-6 vs Pitt (12/28/17)

ASSISTS

Season: 7 (3x) last vs Miami (2/18)
Career: 7 (3x) last vs Miami (2/18/18)

BLOCKS

Season:
Career: 2

STEALS

Season: 4 vs Miami (2/18)
Career: 4 (2x) last vs Miami (2/18)

VIRGINIA CAREER STATISTICS

Year	G-GS	Min/Avg	FG-FGA	Pct.	3FG-A	Pct.	FT-FTA	Pct.	O-D	T	Avg.	Pf-DQ	Ast	TO	Blk	St	Pts	Avg
2016-17	31-30	808/26.1	113-288	.392	25-82	.305	44-59	.746	19-82	101	3.3	77-2	74	96	4	42	295	9.5
2017-18	32-31	949/29.7	129-341	.378	43-139	.309	59-80	.738	10-103	113	3.5	86-2	118	99	3	36	360	11.3
TOTAL	63-61	1757/27.9	242-629	.385	68-221	.308	103-139	.741	29-185	214	3.4	163-4	192	195	7	78	655	10.4

13 JOCELYN WILLOUGHBY



6-0 • Sophomore • Forward/Guard • East Orange, N.J. • Newark Academy

AT VIRGINIA

2017-18

- All-ACC Academic Team, second time earning the honor
- Scored a team-high 19 points in the win over Central Connecticut and followed that with a 17-point performance against Georgia (11/16)
- Scored 11 points in 22 minutes against UNCG, going 5-of-7 from the field (12/2)
- Led team with 14 points at Rutgers (12/4)
- Scored 18 points on 7-of-9 shooting with 11 rebounds for her first double-double of the season at BC (1/11); followed that with a second straight double-double at Duke with 11 points and 10 rebounds
- Scored eight points with 10 rebounds (including six O-boards) at FSU (2/8)
- Went 6-for-6 from the free throw line in the fourth quarter to seal the victory over Cal (3/16)

2016-17

- ACC All-Freshman Team; ACC All-Academic Team
- Second among ACC freshmen in rebounding (6.2 per game) and leads the conference rookies in steals per game (1.7 per game, 55 overall)
- Third among ACC freshmen in scoring at 9.2 points per game
- Became the first freshman to lead UVA in rebounding since Brandi Teamer in 2002 and the first freshman guard to do so since Chrissy Reese in 1980
- Only player on the 2016-17 team to have two 20-point games in the season

HIGH SCHOOL/CLUB

- 2016 Gatorade New Jersey Girl's Basketball Player of the Year

SINGLE GAME BESTS

POINTS

Season: 19 vs CCSU (11/12)
Career: 25 at Saint Joseph's (3/17/17)

REBOUNDS

Season: 11 at BC (1/11)
Career: 11 (2x) last at BC (1/11)

FG MADE

Season: 8 vs CCSU (11/12)
Career: 10 at Saint Joseph's (3/17/17)

FG ATTEMPTS

Season: 14 at Rutgers (12/4)
Career: 14 (2x) last at Rutgers (12/4/17)

3 PT FG MADE

Season: 2

3 PT FG ATTEMPTS

Season: 4

FT MADE

Season: 6 at NC State (1/4)
Career: 12 vs Dayton (12/29/16)

FT ATTEMPTS

Season: 6 at NC State (1/4)
Career: 14 vs Dayton (12/29/16)

FT PERCENTAGE

Season: 6-6 at NC State (1/4)
Career: 12-of-14 (.857) vs Dayton (12/29/16)

ASSISTS

Season:
Career: 4 at Notre Dame (1/29/17)

BLOCKS

Season:
Career: 3 vs UMBC (12/28/16)

STEALS

Season:
Career: 6 at Georgia (12/19/16)

DOUBLE DOUBLES

Season: 2 last at Duke (1/14)
Career: 4 last at Duke (1/14/18)

2017-18 GAME-BY-GAME:

Opponent	GS	FG-FGA	3FG-3FGA	FT-FTA	Off-Def	Total Reb	PF	Points	A	TO	Blk	Stl	Min
at Miss St	*	3-4	0-0	0-0	0-6	6	4	6	0	1	0	1	20
CENT CONN	*	8-13	1-1	2-3	1-3	4	0	19	2	1	0	1	21
GEORGIA	*	6-10	1-1	4-5	0-2	2	5	17	0	2	1	2	33
at Dayton	*	4-13	1-3	0-0	3-2	5	4	9	1	5	0	5	31
HAMPTON	*	6-9	1-1	2-2	2-4	6	5	15	0	1	0	1	30
HARVARD	*	4-11	2-4	2-4	7-1	8	3	12	1	4	1	2	37
DUQUESNE	*	3-10	0-1	0-0	0-4	4	5	6	2	2	0	2	30
MARYLAND	*	4-10	0-0	0-0	1-6	7	3	8	1	3	0	3	34
UNCG	*	5-7	1-1	0-0	0-2	2	3	11	1	0	0	0	22
at Rutgers	*	5-14	2-4	2-2	0-2	2	2	14	1	3	0	1	38
vs Ohio	*	3-6	0-1	2-2	0-2	2	4	8	1	2	0	0	29
vs Indiana	*	3-6	0-1	2-2	0-2	2	4	8	1	2	0	0	29
MANHATTAN	*	3-8	0-0	0-0	2-2	4	2	6	1	1	0	1	20
PITT	*	0-5	0-0	4-6	3-6	9	1	4	0	3	0	2	31
SYRACUSE	*	2-6	1-2	3-4	1-0	1	2	8	0	3	0	4	29
at NC State	*	2-7	0-2	6-6	0-3	3	3	10	2	1	0	2	31
CLEMSON	*	5-9	2-3	4-4	0-5	5	1	16	0	3	0	1	28
at BC	*	7-9	2-3	2-2	1-10	11	3	18	3	1	0	0	32
at Duke	*	4-11	3-5	0-0	1-9	10	1	11	1	3	1	0	37
VA TECH	*	3-6	0-1	4-4	0-8	8	4	10	0	1	0	2	31
UNC	*	4-12	0-3	1-1	1-3	4	1	9	2	1	0	3	29
at Ga Tech	*	1-2	0-0	4-4	0-3	3	2	6	1	3	1	2	30
LOUISVILLE	*	3-8	0-0	0-0	2-2	4	3	6	1	1	0	0	19
at FSU	*	3-11	0-1	2-2	6-4	10	4	8	2	3	0	0	30
at Va Tech	*	5-9	2-3	1-2	1-3	4	3	13	4	1	0	2	31
NOTRE DAME	*	2-7	1-1	0-0	2-3	5	1	5	0	2	0	1	29
MIAMI	*	2-8	2-4	0-0	5-3	8	5	6	0	1	1	1	31
at Louisville	*	3-12	0-5	1-1	6-5	11	4	7	0	4	0	0	26
at Wake	*	5-8	1-1	3-4	2-3	5	2	14	0	5	0	2	29
vs Ga Tech	*	1-7	0-0	2-4	2-3	5	1	4	0	1	2	0	31
vs Notre Dame	*	2-7	1-2	2-2	3-2	5	4	7	1	2	0	0	19
vs Cal	*	3-13	1-3	6-6	2-4	6	3	13	2	0	1	1	35

VIRGINIA CAREER STATISTICS

Year	G-GS	Min/Avg	FG-FGA	Pct.	3FG-A	Pct.	FT-FTA	Pct.	O-D	T	Avg.	Pf-DQ	Ast	TO	Blk	St	Pts	Avg
2016-17	33-33	987/29.9	109-288	.378	8-39	.205	98-132	.742	71-133	204	6.2	110-8	55	94	13	55	324	9.8
2017-18	32-32	926/28.9	113-275	.411	25-56	.446	59-70	.843	54-118	172	5.4	88-4	32	64	8	42	310	9.7
TOTAL	65-65	1913/29.4	222-563	.394	33-95	.347	157-202	.777	125-251	376	5.8	198-12	87	158	21	97	634	9.8

**2017-18 Virginia Women's Basketball
Virginia Combined Team Statistics (as of Mar 16, 2018)
All games**

RECORD:	OVERALL	HOME	AWAY	NEUTRAL
ALL GAMES	19-13	10-6	5-6	4-1
CONFERENCE	10-6	5-3	5-3	0-0
NON-CONFERENCE	9-7	5-3	0-3	4-1

#	Player	gp-gs	min	Total		3-Point		F-Throw		Rebounds				pf	dq	a	to	blk	stl	pts	avg			
				fg-fga	fg%	3fg-fga	3fg%	ft-fa	ft%	off	def	tot	avg											
04	Dominique Toussaint	32-31	949	29.7	129-341	.378	43-139	.309	59-80	.738	10	103	113	3.5	86	2	118	99	3	36	360	11.3		
23	Aliyah Huland El	32-27	858	26.8	115-277	.415	44-120	.367	51-61	.836	35	68	103	3.2	65	0	44	58	24	26	325	10.2		
13	Jocelyn Willoughby	32-32	926	28.9	113-275	.411	25-56	.446	59-70	.843	54	118	172	5.4	88	4	32	64	8	42	310	9.7		
10	J'Kyra Brown	32-5	916	28.6	101-271	.373	52-151	.344	45-62	.726	16	98	114	3.6	55	1	79	75	3	26	299	9.3		
30	Felicia Aiyeotan	32-27	719	22.5	111-212	.524	0-0	.000	21-41	.512	72	151	223	7.0	43	0	22	56	67	7	243	7.6		
03	Lauren Moses	30-8	625	20.8	81-194	.418	0-2	.000	54-78	.692	69	77	146	4.9	69	3	25	40	17	40	216	7.2		
01	Brianna Tinsley	32-28	639	20.0	43-131	.328	24-69	.348	24-33	.727	8	47	55	1.7	47	0	49	62	1	14	134	4.2		
14	Lisa Jablonowski	32-2	564	17.6	31-74	.419	3-18	.167	7-14	.500	33	63	96	3.0	30	0	39	30	6	19	72	2.3		
02	Jae'Lisa Allen	6-0	44	7.3	4-9	.444	0-0	.000	1-2	.500	2	3	5	0.8	4	0	2	2	1	2	9	1.5		
05	Khyasia Caldwell	14-0	37	2.6	5-12	.417	1-2	.500	2-4	.500	1	1	2	0.1	13	0	1	2	0	1	13	0.9		
35	Shakyna Payne	6-0	30	5.0	2-6	.333	0-0	.000	1-2	.500	2	4	6	1.0	7	0	0	4	0	1	5	0.8		
32	Mone Jones	14-0	118	8.4	3-16	.188	0-0	.000	2-4	.500	4	2	6	0.4	6	0	6	5	1	1	8	0.6		
Team											64	67	131											
Total.....		32	6425		738-1818	.406	192-557	.345	326-451	.723	370	802	1172	36.6	513	10	417	507	131	215	1994	62.3		
Opponents.....		32	6425		715-1852	.386	200-637	.314	324-468	.692	390	754	1144	35.8	513	-	372	479	93	260	1954	61.1		

TEAM STATISTICS	VA	OPP	Date	Opponent	Score	Att.																
SCORING	1994	1954	11/10/17	at Mississippi State	L 53-68	6811																
Points per game	62.3	61.1	11/12/17	CENTRAL CONNECTICUT	w 103-59	3306																
Scoring margin	+1.3	-	11/16/17	GEORGIA	L 61-64	3170																
FIELD GOALS-ATT	738-1818	715-1852	11/19/17	at Dayton	L 46-61	1866																
Field goal pct	.406	.386	11/21/17	HAMPTON	w 66-62	2546																
3 POINT FG-ATT	192-557	200-637	11/25/17	HARVARD	w 50-48	2838																
3-point FG pct	.345	.314	11/26/17	DUQUESNE	L 63-74	2846																
3-pt FG made per game	6.0	6.3	11/29/17	MARYLAND	L 59-60	3082																
FREE THROWS-ATT	326-451	324-468	12/02/17	UNCG	w 68-50	2642																
Free throw pct	.723	.692	12/2/17	at Rutgers	L 43-52	1368																
F-Throws made per game	10.2	10.1	12/17/17	vs Ohio	w 77-59	200																
REBOUNDS	1172	1144	12/18/17	vs Indiana	Wot 82-72	150																
Rebounds per game	36.6	35.8	12/21/17	MANHATTAN	w 69-47	2383																
Rebounding margin	+0.9	-	* 12/28/17	PITTSBURGH	w 62-50	2822																
ASSISTS	417	372	* 12/31/17	SYRACUSE	w 68-63	2979																
Assists per game	13.0	11.6	* 1/4/18	at NC State	w 73-63	1801																
TURNOVERS	507	479	* 01/07/18	CLEMSON	w 70-41	3995																
Turnovers per game	15.8	15.0	* 1/11/18	at Boston College	w 68-57	1065																
Turnover margin	-0.9	-	* 1-14-18	at #16/18 Duke	L 48-55	3856																
Assist/turnover ratio	0.8	0.8	* 01/21/18	VIRGINIA TECH	w 61-52	4212																
STEALS	215	260	* 01/25/18	NORTH CAROLINA	w 82-70	2971																
Steals per game	6.7	8.1	* 1/28/18	at Georgia Tech	w 62-56	1601																
BLOCKS	131	93	* 02/01/18	LOUISVILLE	L 41-77	2877																
Blocks per game	4.1	2.9	* 02/08/18	at Florida State	L 62-77	2843																
ATTENDANCE	49597	33514	* 02/11/18	at Virginia Tech	w 64-62	2733																
Home games-Avg/Game	16-3100	11-3015	* 02/15/18	NOTRE DAME	L 69-83	3038																
Neutral site-Avg/Game	-	5-70	* 02/18/18	MIAMI	L 62-77	3890																
			* 2/22/18	at LOUISVILLE	L 39-51	8434																
			* 02/25/18	at Wake Forest	w 48-41	786																
Score by Periods	1st	2nd	3rd	4th	OT	Totals																
Virginia	508	489	454	526	17	1994	03/01/18	vs Georgia Tech	w	60-58	0											
Opponents	495	459	485	508	7	1954	03/02/18	vs Notre Dame	L	47-83	0											
							03/16/18	vs California	w	68-62	0											

* - Conference game

**2017-18 Virginia Women's Basketball
Virginia Combined Team Statistics (as of Feb 25, 2018)
Conference games only**

RECORD:	OVERALL	HOME	AWAY	NEUTRAL
ALL GAMES	10-6	5-3	5-3	0-0
CONFERENCE	10-6	5-3	5-3	0-0
NON-CONFERENCE	0-0	0-0	0-0	0-0

#	Player	gp-gs	min	avg	Total		3-Point		F-Throw		Rebounds				pf	dq	a	to	blk	stl	pts	avg
					fg-fga	fg%	3fg-fga	3fg%	ft-fa	ft%	off	def	tot	avg								
04	Dominique Toussaint	16-16	477	29.8	61-165	.370	21-72	.292	34-42	.810	5	58	63	3.9	47	2	64	49	2	15	177	11.1
23	Aliyah Huland El	16-15	452	28.3	56-147	.381	17-59	.288	25-30	.833	17	34	51	3.2	32	0	23	27	12	12	154	9.6
13	Jocelyn Willoughby	16-16	473	29.6	51-130	.392	14-34	.412	35-40	.875	31	70	101	6.3	40	1	16	36	3	22	151	9.4
10	J'Kyra Brown	16-0	450	28.1	50-140	.357	25-75	.333	25-35	.714	8	48	56	3.5	25	0	33	37	2	15	150	9.4
30	Felicia Aiyeotan	16-16	366	22.9	57-103	.553	0-0	.000	9-17	.529	35	79	114	7.1	18	0	11	27	28	5	123	7.7
03	Lauren Moses	16-0	305	19.1	42-97	.433	0-1	.000	25-38	.658	34	38	72	4.5	42	3	12	19	6	15	109	6.8
01	Brianna Tinsley	16-16	341	21.3	26-68	.382	16-39	.410	16-21	.762	6	20	26	1.6	26	0	19	34	0	7	84	5.3
14	Lisa Jablonowski	16-1	259	16.2	12-31	.387	1-8	.125	2-4	.500	12	32	44	2.8	10	0	19	17	5	10	27	1.7
05	Khyasia Caldwell	4-0	11	2.8	1-2	.500	0-0	.000	0-0	.000	0	0	0	0.0	5	0	0	1	0	0	2	0.5
32	Mone Jones	9-0	59	6.6	0-5	.000	0-0	.000	2-4	.500	3	1	4	0.4	1	0	1	1	1	0	2	0.2
35	Shakyna Payne	2-0	7	3.5	0-1	.000	0-0	.000	0-0	.000	0	0	0	0.0	1	0	0	0	0	0	0	0.0
Team											27	33	60				8					
Total.....		16	3200		356-889	.400	94-288	.326	173-231	.749	178	413	591	36.9	247	6	198	256	59	101	979	61.2
Opponents.....		16	3200		364-930	.391	90-285	.316	157-231	.680	183	374	557	34.8	260	-	179	221	39	129	975	60.9

TEAM STATISTICS	VA	OPP	Date	Opponent	Score	Att.
SCORING	979	975	* 12/28/17	PITTSBURGH	w 62-50	2822
Points per game	61.2	60.9	* 12/31/17	SYRACUSE	w 68-63	2979
Scoring margin	+0.3	-	* 1/4/18	at NC State	w 73-63	1801
FIELD GOALS-ATT	356-889	364-930	* 01/07/18	CLEMSON	w 70-41	3995
Field goal pct	.400	.391	* 1/11/18	at Boston College	w 68-57	1065
3 POINT FG-ATT	94-288	90-285	* 1-14-18	at #16/18 Duke	L 48-55	3856
3-point FG pct	.326	.316	* 01/21/18	VIRGINIA TECH	w 61-52	4212
3-pt FG made per game	5.9	5.6	* 01/25/18	NORTH CAROLINA	w 82-70	2971
FREE THROWS-ATT	173-231	157-231	* 1/28/18	at Georgia Tech	w 62-56	1601
Free throw pct	.749	.680	* 02/01/18	LOUISVILLE	L 41-77	2877
F-Throws made per game	10.8	9.8	* 02/08/18	at Florida State	L 62-77	2843
REBOUNDS	591	557	* 02/11/18	at Virginia Tech	w 64-62	2733
Rebounds per game	36.9	34.8	* 02/15/18	NOTRE DAME	L 69-83	3038
Rebounding margin	+2.1	-	* 02/18/18	MIAMI	L 62-77	3890
ASSISTS	198	179	* 2/22/18	at LOUISVILLE	L 39-51	8434
Assists per game	12.4	11.2	* 02/25/18	at Wake Forest	w 48-41	786
TURNOVERS	256	221				
Turnovers per game	16.0	13.8				
Turnover margin	-2.2	-				
Assist/turnover ratio	0.8	0.8				
STEALS	101	129				
Steals per game	6.3	8.1				
BLOCKS	59	39				
Blocks per game	3.7	2.4				
ATTENDANCE	26784	23119				
Home games-Avg/Game	8-3348	8-2890				
Neutral site-Avg/Game	-	0-0				

* - Conference game

Score by Periods	1st	2nd	3rd	4th	Totals
Virginia	255	237	242	245	979
Opponents	247	226	252	250	975

Official Basketball Box Score -- Game Totals -- Final Statistics
Virginia vs Mississippi State
11/10/17 8:20 p.m. at Starkville, Miss. (Humphrey Coliseum)

Virginia 53 • 0-1

#	Player	Total			3-Ptr			Rebounds			PF	TP	A	TO	Bk	Stl	Min
		FG	FGA	FT	FTA	FG	FGA	FT	FTA	Off							
03	Lauren Moses	f	1-6	0-0	0-0	1	2	3	1	2	1	2	0	0	1	2	18
30	Felicia Aiyetotan	c	1-2	0-0	2-4	2	5	7	1	4	0	2	4	0	0	29	
04	Dominique Toussaint	g	5-10	1-3	6-7	2	4	6	4	17	3	8	0	1	24		
10	J'Kyra Brown	g	2-8	0-2	0-0	0	4	4	4	4	0	6	0	1	32		
13	Jocelyn Willoughby	g	3-4	0-0	0-0	0	6	6	4	6	0	1	0	1	20		
01	Brianna Tinsley	g	2-4	1-1	2-2	0	2	2	1	7	1	4	0	0	18		
05	Khyasia Caldwell	g	1-2	0-0	0-0	0	0	0	0	0	0	0	0	1	2		
14	Lisa Jablonowski	g	2-3	1-1	0-0	0	3	3	4	5	0	1	0	0	17		
23	Alyah Huland El	g	2-6	0-2	2-2	0	0	0	2	6	0	0	0	0	21		
32	Mone Jones	g	0-3	0-0	0-0	0	0	0	1	0	2	1	0	0	19		
	Team					2	1	3									
	Totals		19-48	3-9	12-15	7	27	34	22	53	7	23	5	6	200		

1st - FG %:	4-15	26.7%	2nd - 5-14	35.7%	3rd - 4-9	44.4%	4th - 6-10	60.0%	Game:	19-48	39.6%	Deadball	
3FG %:	0-3	0.0%	1-2	50.0%	2-4	50.0%	0-0	0.0%		3-9	33.3%	Rebounds	
FT %:	2-2	100.0%	2-4	50.0%	4-4	100.0%	4-5	80.0%		12-15	80.0%		3

Mississippi State 68 • 1-0

#	Player	Total			3-Ptr			Rebounds			PF	TP	A	TO	Bk	Stl	Min
		FG	FGA	FT	FTA	FG	FGA	FT	FTA	Off							
15	Teaira McCowan	c	3-10	0-0	1-2	4	6	10	3	7	1	4	2	1	30		
01	Blair Schaefer	g	0-5	0-4	0-0	1	0	1	2	0	2	1	0	1	18		
02	Morgan William	g	1-4	0-1	0-0	1	5	6	3	2	8	0	0	2	29		
11	Roshunda Johnson	g	6-15	4-10	2-3	0	0	0	3	18	2	3	1	3	28		
35	Victoria Vivians	g	8-15	3-9	3-3	2	5	7	3	22	2	4	1	1	37		
04	Amesha Williams	g	2-5	0-0	0-0	1	4	5	1	4	0	2	2	3	15		
10	Jazzmun Holmes	g	0-1	0-0	2-2	0	0	0	2	2	2	2	3	11			
20	Nyah Tate	g	0-0	0-0	0-0	0	0	0	0	0	0	0	0	0	1		
21	Jonika Garvin	g	0-0	0-0	0-0	0	0	0	0	0	0	0	0	0	1		
23	Bre'Amber Scott	g	0-0	0-0	0-0	0	0	0	0	0	0	1	0	0	1		
55	Chloe Bibby	g	5-8	2-3	1-1	2	1	3	1	13	0	1	0	0	29		
	Team					2	1	3									
	Totals		25-63	9-27	9-11	13	22	35	18	68	16	17	8	14	200		

1st - FG %:	4-13	30.8%	2nd - 7-21	33.3%	3rd - 8-15	53.3%	4th - 6-14	42.9%	Game:	25-63	39.7%	Deadball	
3FG %:	2-6	33.3%	1-9	11.1%	5-8	62.5%	1-4	25.0%		9-27	33.3%	Rebounds	
FT %:	4-4	100.0%	4-5	80.0%	0-0	0.0%	1-2	50.0%		9-11	81.8%		0

Officials: Dee Kantner, Mark Zentz, Carla Fountain
 Technical fouls: Virginia-None, Mississippi State-None.
 Attendance: 6811

Score by periods	1st	2nd	3rd	4th	Total
Virginia	10	13	14	16	53
Mississippi State	14	19	21	14	68

Last FG - VA 4th-00:22, MS 4th-01:21.
 Largest lead - VA by 2 1st-09:34, MS by 22 4th-07:34.
 VA led for 02:43, MS led for 36:06. Game was tied for 01:11.

Score tied - 2 times.
 Lead changed - 3 times.

Points	In	Off	2nd	Fast	Bench
VA	26	7	5	10	20
MS	26	26	9	8	19



Official Basketball Box Score -- Game Totals -- Final Statistics
Central Connecticut vs Virginia
11/12/17 2 p.m. at Charlottesville, Va.



Central Connecticut 59 • 0-2

#	Player	Total			3-Ptr			Rebounds			PF	TP	A	TO	Bk	Stl	Min
		FG	FGA	FT	FTA	FG	FGA	FT	FTA	Off							
10	Andi Lydon	f	1-5	0-4	1-2	2	2	4	4	3	1	0	0	0	24		
33	Ashley Berube	c	0-5	0-0	1-2	0	6	6	1	1	1	3	1	0	24		
04	Kiana Patterson	g	6-9	5-7	2-3	0	2	2	19	4	5	0	0	27			
12	Sydney Hines	g	3-10	1-7	2-2	0	0	0	9	0	1	0	0	19			
42	Morgan Johnson	g	2-6	2-6	2-2	1	3	4	1	8	0	2	0	0	26		
02	Taylor Goode	g	2-4	1-2	0-0	0	2	2	1	5	0	2	0	1	11		
14	Ashley Forker	g	1-3	1-3	1-2	1	2	3	0	4	0	3	0	0	17		
15	Emma McCamus	g	1-2	0-1	0-0	0	0	0	2	1	0	0	0	1	7		
22	Ashley Chin	g	0-2	0-1	0-0	0	2	2	0	2	0	0	0	0	15		
23	Brianna Jacobs	g	1-6	0-1	0-0	0	2	2	4	2	2	0	0	0	12		
25	Denisha Gardener	g	0-2	0-0	6-10	4	2	6	1	6	0	2	0	0	13		
32	Tiffany Sticklein	g	0-1	0-1	0-0	0	0	0	0	0	0	0	0	0	5		
	Team					2	2	4									
	Totals		17-55	10-33	15-23	14	21	35	14	59	11	22	1	2	200		

1st - FG %:	5-20	25.0%	2nd - 6-12	50.0%	3rd - 1-11	9.1%	4th - 5-12	41.7%	Game:	17-55	30.9%	Deadball	
3FG %:	2-9	22.2%	5-8	62.5%	1-7	14.3%	2-3	66.7%		10-33	30.3%	Rebounds	
FT %:	1-2	50.0%	4-6	66.7%	4-6	66.7%	6-9	66.7%		15-23	65.2%		4

Virginia 103 • 1-1

#	Player	Total			3-Ptr			Rebounds			PF	TP	A	TO	Bk	Stl	Min
		FG	FGA	FT	FTA	FG	FGA	FT	FTA	Off							
03	Lauren Moses	f	4-6	0-0	1-2	3	3	6	0	9	2	1	1	3	17		
30	Felicia Aiyetotan	c	6-11	0-0	0-2	6	4	10	3	12	0	0	1	1	18		
04	Dominique Toussaint	g	6-14	3-7	2-2	1	1	2	17	3	0	0	3	18			
10	J'Kyra Brown	g	3-6	1-4	1-2	0	4	4	0	8	2	3	0	1	15		
13	Jocelyn Willoughby	g	8-13	1-1	2-3	1	3	4	0	19	2	1	0	1	21		
01	Brianna Tinsley	g	1-8	1-3	0-0	2	2	4	1	3	1	0	0	23			
02	Jae'Lisa Allen	g	1-2	0-0	1-2	0	2	2	1	3	1	0	1	0	15		
05	Khyasia Caldwell	g	2-3	1-2	0-2	1	1	2	3	5	1	0	0	0	9		
14	Lisa Jablonowski	g	2-3	0-0	0-0	3	3	6	0	4	1	0	0	1	18		
23	Alyah Huland El	g	5-6	1-1	2-2	0	1	1	13	2	1	1	3	17			
32	Mone Jones	g	3-4	0-0	0-0	0	0	0	4	6	2	0	0	0	16		
35	Shakyna Payne	g	2-2	0-0	0-0	0	3	3	3	4	0	2	0	0	13		
	Team					0	3	3									
	Totals		43-78	8-18	9-17	19	28	47	17	103	19	9	4	13	200		

1st - FG %:	14-23	60.9%	2nd - 12-19	63.2%	3rd - 9-20	45.0%	4th - 8-16	50.0%	Game:	43-78	55.1%	Deadball	
3FG %:	2-4	50.0%	4-8	50.0%	0-3	0.0%	2-3	66.7%		8-18	44.4%	Rebounds	
FT %:	2-3	66.7%	3-7	42.9%	4-5	80.0%	0-2	0.0%		9-17	52.9%		3

Officials: Billy Smith, Mark Resch, Dawn Marsh
 Technical fouls: Central Connecticut-None, Virginia-None.
 Attendance: 3306

Score by periods	1st	2nd	3rd	4th	Total
Central Connecticut	13	21	7	18	59
Virginia	32	31	22	18	103

Last FG - CCSU 4th-01:20, VA 4th-02:34.
 Largest lead - CCSU None, VA by 51 4th-06:32.
 CCSU led for 00:00, VA led for 39:52. Game was tied for 00:08.

Score tied - 0 times.
 Lead changed - 0 times.



Official Basketball Box Score -- Game Totals -- Final Statistics
Georgia vs Virginia
11/16/17 7 p.m. at JPJ Arena, Charlottesville, Va.



Georgia 64 • 2-0

#	Player	Total			3-Ptr			Rebounds			PF	TP	A	TO	Bk	Stl	Min
		FG	FGA	FT	FTA	FG	FGA	FT	FTA	Off							
04	ROBINSON, Caliya	f	7-13	1-3	0-0	2	7	9	4	15	2	4	1	2	28		
33	ENGLEAM, Mackenzie	f	6-12	1-3	0-0	3	2	5	3	13	2	2	3	2	33		
00	COLE, Taja	g	2-8	0-3	2-2	1	6	7	1	6	9	4	0				

Official Basketball Box Score -- Game Totals -- Final Statistics Hampton vs Virginia 11/21/17 7 p.m. at JPJ Arena, Charlottesville, Va.

Hampton 62 • 1-2

#	Player	Total			Rebounds			PF	TP	A	TO	Blk	Stl	Min	
		FG-FGA	3-Ptr	FT-FTA	Off	Def	Tot								
04	BROWN, Jephany	f 1-5	1-4	2-2	0	1	1	2	5	0	0	0	1	16	
21	SAYLE, Mikayla	f 3-8	0-0	1-2	2	3	5	1	7	0	0	0	0	30	
01	JAMES, DeJane	g 4-12	2-5	3-5	5	1	6	1	13	4	4	0	1	36	
02	FINNEY-SMITH, Monna	g 6-14	5-11	0-0	3	6	9	3	17	2	1	1	0	40	
03	STARR, Allina	g 3-11	1-2	2-4	4	3	7	3	9	2	1	0	3	40	
10	WILLIS, K'lynn	g 2-6	2-5	0-0	0	2	2	4	6	3	4	0	2	17	
14	BATES, Ashley	g 2-5	0-1	1-2	2	1	3	0	5	0	2	0	2	21	
Team				4		7									
Totals		21-61	11-28	9-15	20	20	40	14	62	11	13	1	9	200	
1st - FG %:		5-14 35.7%	2nd - 5-12 41.7%	3rd - 7-15 46.7%	4th - 4-20 20.0%	Game: 21-61 34.4%		Deadball							
3FG %:		3-6 50.0%	1-5 20.0%	4-8 50.0%	3-9 33.3%	11-28 39.3%		Rebounds							
FT %:		1-2 50.0%	1-2 50.0%	4-5 80.0%	3-6 50.0%	9-15 60.0%		2							

Virginia 66 • 2-3

#	Player	Total			Rebounds			PF	TP	A	TO	Blk	Stl	Min	
		FG-FGA	3-Ptr	FT-FTA	Off	Def	Tot								
03	Lauren Moses	f 4-7	0-0	1-2	1	4	5	4	9	0	1	1	2	25	
01	Brianna Tinsley	g 3-5	0-1	0-0	0	1	1	2	6	0	5	1	1	23	
04	Dominique Toussaint	g 5-11	1-6	3-6	0	3	3	2	14	6	3	0	2	34	
13	Jocelyn Willoughby	g 6-9	1-1	2-2	2	4	6	5	15	0	1	0	1	30	
23	Aliyah Huland El	g 3-9	2-3	2-2	0	2	2	1	10	2	1	1	2	29	
10	J'Kyra Brown	g 2-6	2-5	0-0	0	3	3	0	6	2	1	0	0	24	
14	Lisa Jablonowski	g 2-3	0-0	0-0	0	3	3	1	4	1	0	0	2	20	
30	Felicia Aiyetotan	g 1-2	0-0	0-0	0	3	3	3	2	0	1	3	0	15	
Team				5		6									
Totals		26-52	6-16	8-12	8	24	32	18	66	11	13	6	10	200	
1st - FG %:		6-14 42.0%	2nd - 7-12 58.3%	3rd - 8-14 57.1%	4th - 5-12 41.7%	Game: 26-52 50.0%		Deadball							
3FG %:		1-3 33.3%	3-6 50.0%	0-4 0.0%	2-5 40.0%	6-12 50.0%		Rebounds							
FT %:		3-4 75.0%	3-4 75.0%	0-0 0.0%	2-4 50.0%	8-12 66.7%		2							

Officials: Bryan Enterline, Edward Sidlasky, Angel Stanton
 Technical fouls: Hampton-None. Virginia-None.
 Attendance: 2546
 UVA: 13 fouled out at 3:47 (IV)

Score by periods	1st	2nd	3rd	4th	Total
Hampton	14	12	22	14	62
Virginia	16	20	16	14	66

Last FG - HAMW 4th-00:17, VA 4th-00:37.
 Largest lead - HAMW by 3 1st-09:08, VA by 15 2nd-03:05.
 HAMW led for 04:02. VA led for 33:37. Game was tied for 02:21.

Points	In	Off	2nd	Fast	Bench
HAMW	18	19	10	4	11
VA	34	17	4	4	12
Score tied - 4 times.					
Lead changed - 5 times.					

Official Basketball Box Score -- Game Totals -- Final Statistics Harvard vs Virginia 11/25/17 2:00 pm at JPJ Arena, Charlottesville, Va.

Harvard 48 • 3-3

#	Player	Total			Rebounds			PF	TP	A	TO	Blk	Stl	Min	
		FG-FGA	3-Ptr	FT-FTA	Off	Def	Tot								
13	Boehm, Jeannie	f 4-7	0-0	0-0	0	0	0	5	8	0	2	4	1	28	
03	Benzan, Katie	g 4-7	3-6	0-0	0	7	7	1	11	2	3	0	2	35	
11	Porter, Kirby	g 0-2	0-1	0-0	0	3	3	0	0	2	2	0	0	15	
20	Raster, Madeline	g 4-10	1-4	2-2	0	4	4	1	11	2	2	0	1	36	
31	Rooks, Taylor	g 3-8	0-0	2-2	1	2	3	3	8	1	2	1	0	26	
00	Redford, Nani	g 1-2	0-1	2-4	1	2	3	0	4	0	1	0	0	8	
14	Barta, Mackenzie	g 0-1	0-1	0-0	0	0	0	1	0	0	0	0	0	3	
21	Tworek, Grace	g 1-2	0-1	0-0	1	0	1	0	2	0	0	0	0	7	
22	Stuhreyer, Maddie	g 0-1	0-0	0-0	0	0	0	2	0	0	0	1	0	6	
24	Bush, Jady	g 1-3	0-0	0-0	3	2	5	3	2	0	2	0	1	13	
25	Skinner, Sydney	g 0-4	0-2	2-2	0	1	1	5	2	2	5	0	2	23	
Team				5		8									
Totals		18-47	4-16	8-10	11	24	35	21	48	9	20	6	7	200	
1st - FG %:		3-13 23.1%	2nd - 5-14 35.7%	3rd - 5-10 50.0%	4th - 5-10 50.0%	Game: 18-47 38.3%		Deadball							
3FG %:		1-4 25.0%	1-8 12.5%	1-2 50.0%	1-2 50.0%	4-16 25.0%		Rebounds							
FT %:		0-0 0.0%	2-4 50.0%	6-6 100.0%	0-0 0.0%	8-10 80.0%		2							

Virginia 50 • 3-3

#	Player	Total			Rebounds			PF	TP	A	TO	Blk	Stl	Min	
		FG-FGA	3-Ptr	FT-FTA	Off	Def	Tot								
03	Lauren Moses	f 4-11	0-0	5-8	6	4	10	2	13	0	1	1	2	28	
13	Jocelyn Willoughby	f 4-11	2-4	2-4	7	1	8	3	12	1	4	1	2	37	
01	Brianna Tinsley	g 0-6	0-5	1-2	0	1	1	0	1	0	0	0	1	17	
04	Dominique Toussaint	g 2-12	1-3	0-0	0	3	3	2	5	2	2	0	0	37	
23	Aliyah Huland El	g 2-6	2-5	2-2	2	3	5	2	8	4	2	2	2	26	
10	J'Kyra Brown	g 1-7	0-4	1-2	0	1	1	2	3	0	1	0	0	24	
14	Lisa Jablonowski	g 1-3	0-0	0-2	4	2	6	1	2	1	1	0	1	16	
30	Felicia Aiyetotan	g 2-6	0-0	2-4	2	1	7	3	6	2	0	0	0	15	
Team				2		4									
Totals		16-62	5-21	13-23	27	18	45	15	50	10	13	4	8	200	
1st - FG %:		2-15 13.3%	2nd - 5-20 25.0%	3rd - 3-15 20.0%	4th - 6-12 50.0%	Game: 16-62 25.8%		Deadball							
3FG %:		0-5 0.0%	1-6 16.7%	3-4 75.0%	3-4 75.0%	5-21 23.8%		Rebounds							
FT %:		3-6 50.0%	5-7 71.4%	0-0 0.0%	5-10 50.0%	13-23 56.5%		5							

Officials: Lawson Newton, Jeffrey Smith, Felicia Young
 Technical fouls: Harvard-None. Virginia-None.
 Attendance: 2838
 Cavalier Classic Tournament - Presented by DoubleTree by Hilton
 Harvard #13 fouled out with 1:35 remaining;
 Harvard #25 fouled out with 00:01 remaining

Score by periods	1st	2nd	3rd	4th	Total
Harvard	7	13	17	11	48
Virginia	7	16	7	20	50

Last FG - HARV 4th-04:16, VA 4th-00:51.
 Largest lead - HARV by 9 4th-09:40, VA by 6 2nd-00:31.
 HARV led for 17:39. VA led for 13:34. Game was tied for 08:47.

Points	In	Off	2nd	Fast	Bench
HARV	20	5	2	2	10
VA	26	17	0	11	
Score tied - 6 times.					
Lead changed - 8 times.					

Official Basketball Box Score -- Game Totals -- Final Statistics Dukesne vs Virginia 11/26/17 3:30 p.m. at JPJ Arena, Charlottesville, Va.

Dukesne 74 • 5-2

#	Player	Total			Rebounds			PF	TP	A	TO	Blk	Stl	Min	
		FG-FGA	3-Ptr	FT-FTA	Off	Def	Tot								
10	CANNON, Paige	f 3-6	0-1	2-2	6	9	15	4	8	3	1	1	0	33	
42	LASS, Kadri-Ann	f 5-14	1-3	0-0	2	3	5	3	11	2	3	1	0	32	
02	OMOGROSSO, Chassidy	g 7-14	3-8	8-10	0	4	4	2	25	2	1	0	2	40	
03	VOJINOVIC, Julijana	g 6-18	4-9	6-6	1	4	5	4	22	1	3	1	1	38	
22	RICHARDSON, Conor	g 2-5	1-2	3-4	1	2	3	5	8	2	2	1	2	31	
10	KUTTOR, Eniko	g 0-1	0-0	0-0	2	2	4	0	0	1	1	0	0	9	
21	BAZZELAK, Libby	g 0-0	0-0	0-0	1	1	2	0	0	0	1	0	0	11	
23	TULONEN, Helmi	g 0-0	0-0	0-0	0	0	0	0	0	0	1	0	0	6	
Team				2		4									
Totals		23-58	9-23	19-22	15	27	42	18	74	11	14	4	5	200	
1st - FG %:		6-18 33.3%	2nd - 4-17 23.5%	3rd - 8-12 66.7%	4th - 5-11 45.5%	Game: 23-58 39.7%		Deadball							
3FG %:		3-6 50.0%	1-6 16.7%	4-7 57.1%	1-4 25.0%	9-23 39.1%		Rebounds							
FT %:		2-2 100.0%	3-4 75.0%	0-0 0.0%	14-16 87.5%	19-22 86.4%		2							

Virginia 63 • 3-4

#	Player	Total			Rebounds			PF	TP	A	TO	Blk	Stl	Min
		FG-FGA	3-Ptr	FT-FTA	Off	Def	Tot							
03	Lauren Moses	f 1-8	0-0	1-2	5	1	6	0	3	1	0	1	0	23
13	Jocelyn Willoughby	f 3-10	0-1	0-0	0	4	4	5	6	2	2	0	2	30
01	Brianna Tinsley	g 1-1	1-1	0-0	0	2	2	2	3	1	0	0	0	19
04	Dominique Toussaint	g 5-12	1-3	0-0	0	2	2	3	11	2	3	0	0	27
23	Aliyah Huland El	g 5-13	4-10	3-5	2	2	4	3	17					

Official Basketball Box Score -- Game Totals -- Final Statistics UNCG vs Virginia 12/02/17 6 p.m. at JPJ Arena, Charlottesville, Va.

UNCG 50 • 4-4

#	Player	Total		3-Ptr		Rebounds			PF	TP	A	TO	Blk	Stl	Min
		FG-FGA	FT-FTA	FG-FGA	FT-FTA	Off	Def	Tot							
23	Te'ja Twitty	f	2-3	0-0	3-4	1	2	3	2	7	1	2	0	0	26
25	Ije Ajemba	c	3-14	0-0	2-2	2	4	6	3	8	1	1	0	0	34
02	Alexus Willey	g	2-5	1-3	2-4	1	2	3	2	7	1	1	0	1	27
05	Brandi Fier	g	1-6	0-2	0-0	0	1	1	1	2	2	3	0	1	30
35	Nadine Soliman	g	6-16	2-8	1-2	1	3	4	1	15	1	2	0	4	34
00	D.J. Howard	g	0-0	0-0	0-0	0	0	0	0	0	0	0	0	0	5
03	Alexis Pitchford	g	2-5	1-1	0-0	0	0	0	0	5	0	1	0	1	14
04	Mangela Ngandjui	g	2-2	0-0	0-0	0	1	1	1	4	0	0	1	0	11
11	Amesha Miller	g	0-1	0-0	2-2	0	0	0	0	2	0	0	0	0	6
12	Cece Crudup	g	0-0	0-0	0-0	0	0	0	0	0	0	1	0	0	3
21	Aneka Yelverton	g	0-2	0-1	0-0	0	1	1	0	0	0	0	0	1	7
22	Dijana Milisic	g	0-0	0-0	0-0	0	0	0	1	0	0	1	0	0	3
	Team					5	2	7			2				
	Totals		18-54	4-15	10-14	10	16	26	11	50	6	14	1	8	200

1st - FG %:	5-17	29.4%	2nd - 4-13	30.8%	3rd - 5-13	38.5%	4th - 4-11	36.4%	Game - 18-54	33.3%	Deadball	
3FG %:	4-9	44.4%	0-2	0.0%	3-4	75.0%	0-1	0.0%	4-15	26.7%	Rebounds	
FT %:	0-0	0.0%	1-2	50.0%	0-3	0.0%	6-8	75.0%	10-14	71.4%	2	

Virginia 68 • 4-5

#	Player	Total		3-Ptr		Rebounds			PF	TP	A	TO	Blk	Stl	Min
		FG-FGA	FT-FTA	FG-FGA	FT-FTA	Off	Def	Tot							
13	Jocelyn Willoughby	f	5-7	1-1	0-0	0	2	2	3	11	1	0	0	0	22
30	Felicia Aiyetean	c	3-8	0-0	2-4	0	7	9	1	8	1	5	0	0	26
01	Brianna Tinsley	g	1-3	0-2	2-4	0	1	1	3	4	3	1	0	1	22
04	Dominique Toussaint	g	4-7	1-3	2-2	0	4	4	2	11	1	3	0	1	26
23	Alyyah Huland El	g	5-8	3-4	0-0	0	3	3	4	13	2	5	1	1	30
02	Jae'Lisa Allen	g	2-4	0-0	0-0	0	0	0	0	4	1	2	0	1	12
05	Khyasia Caldwell	g	0-0	0-0	0-0	0	0	0	1	0	0	1	0	5	
10	J'Kyra Brown	g	5-6	4-4	1-2	0	6	6	3	15	4	1	0	0	29
14	Lisa Jablonowski	g	1-2	0-1	0-2	3	1	4	1	2	2	2	0	1	25
35	Shakyna Payne	g	0-1	0-0	0-0	0	0	0	1	0	0	0	0	0	3
	Team					2	4	6							
	Totals		26-46	9-15	7-14	7	28	35	19	68	15	20	7	5	200

1st - FG %:	6-13	46.2%	2nd - 8-11	72.7%	3rd - 6-13	46.2%	4th - 6-9	66.7%	Game - 26-46	56.5%	Deadball	
3FG %:	2-4	50.0%	3-3	100.0%	1-4	25.0%	3-4	75.0%	9-15	60.0%	Rebounds	
FT %:	4-6	66.7%	0-0	0.0%	0-0	0.0%	3-8	37.5%	7-14	50.0%	4	

Officials: Bryan Brunette, Jennifer Rezac, Timothy Bryant
Technical fouls: UNCG-None. Virginia-Jae'Lisa Allen.
Attendance: 2642

Score by periods	1st	2nd	3rd	4th	Total
UNCG	14	9	13	14	50
Virginia	18	19	13	18	68

Last FG - UNCG 4th-01:51, VA 4th-00:17.
Largest lead - UNCG by 1 1st-06:10, VA by 19 4th-05:15.
UNCG led for 00:54. VA led for 38:44. Game was tied for 00:22.

	In	Off	2nd	Fast	Bench
Points	16	12	7	2	11
UNCG	22	12	7	2	21
VA	11	15	12	14	52

Score tied - 1 time.
Lead changed - 2 times.

Official Basketball Box Score -- Game Totals -- Final Statistics Virginia vs Rutgers 12/2/17 6 p.m. at Piscataway, N.J. - The RAC

Virginia 43 • 4-6

#	Player	Total		3-Ptr		Rebounds			PF	TP	A	TO	Blk	Stl	Min
		FG-FGA	FT-FTA	FG-FGA	FT-FTA	Off	Def	Tot							
13	Jocelyn Willoughby	f	5-14	2-4	2-2	0	2	2	2	14	1	3	0	1	38
30	Felicia Aiyetean	c	3-7	0-0	0-0	2	9	11	1	6	1	2	4	0	37
01	Brianna Tinsley	g	1-2	1-1	2-2	0	1	1	3	5	0	3	0	0	20
10	J'Kyra Brown	g	5-11	3-8	0-2	1	5	6	3	13	3	0	0	1	40
23	Alyyah Huland El	g	1-4	0-2	1-2	2	2	4	4	3	2	2	0	0	25
02	Jae'Lisa Allen	g	0-1	0-0	0-0	0	0	0	0	0	0	0	0	0	3
04	Dominique Toussaint	g	0-4	0-1	0-0	0	0	0	0	2	0	1	0	0	9
05	Khyasia Caldwell	g	0-0	0-0	0-0	0	0	0	0	1	0	0	0	0	1
14	Lisa Jablonowski	g	1-2	0-0	0-0	1	3	4	1	2	2	1	0	1	27
	Team					0	1	1							
	Totals		16-45	6-16	5-8	6	23	29	17	43	10	12	4	3	200

1st - FG %:	5-11	45.5%	2nd - 1-9	11.1%	3rd - 4-11	36.4%	4th - 6-14	42.9%	Game - 16-45	35.6%	Deadball	
3FG %:	2-4	50.0%	1-3	33.3%	2-4	50.0%	1-5	20.0%	6-16	37.5%	Rebounds	
FT %:	0-0	0.0%	0-2	100.0%	1-2	50.0%	2-4	50.0%	5-8	62.5%	2	

Rutgers 52 • 8-2

#	Player	Total		3-Ptr		Rebounds			PF	TP	A	TO	Blk	Stl	Min
		FG-FGA	FT-FTA	FG-FGA	FT-FTA	Off	Def	Tot							
35	Stasha Carey	f	2-5	1-2	4-6	4	5	9	2	9	0	2	0	3	29
40	Victoria Harris	c	2-3	0-0	1-2	4	2	6	2	5	1	0	1	2	25
03	Tyler Scaife	g	8-17	1-4	5-5	1	3	4	2	22	2	0	3	1	29
10	Kathleen Fitzpatrick	g	0-0	0-0	0-0	1	0	1	0	0	0	0	0	0	5
12	Khadija Sanders	g	1-4	0-2	0-0	1	5	6	4	2	5	1	0	0	25
01	Jazlynd Rollins	g	2-9	0-1	2-4	0	2	2	2	6	0	0	0	0	18
04	Kate Hill	g	0-1	0-1	0-0	0	0	0	0	0	0	0	0	0	9
05	Ciani Cryor	g	0-4	0-2	0-0	0	1	1	0	0	1	4	0	3	13
11	Nigia Greene	g	2-6	1-4	1-4	0	3	3	1	6	2	0	0	0	21
15	Caitlin Jenkins	g	1-1	0-0	0-0	1	0	1	2	2	0	0	0	0	15
31	Tekia Mack	g	0-2	0-2	0-0	0	0	0	0	0	0	0	0	0	11
	Team					2	3	5							
	Totals		18-52	3-18	13-21	14	24	38	15	52	12	8	4	9	200

1st - FG %:	3-12	25.0%	2nd - 6-18	33.3%	3rd - 5-12	41.7%	4th - 4-10	40.0%	Game - 18-52	34.6%	Deadball	
3FG %:	1-6	16.7%	2-6	33.3%	0-4	0.0%	0-2	0.0%	3-18	16.7%	Rebounds	
FT %:	4-4	100.0%	1-2	50.0%	2-2	100.0%	6-13	46.2%	13-21	61.9%	5	

Officials: Dee Kanter, Cameron Inouye, Frank Steratore
Technical fouls: Virginia-None. Rutgers-None.
Attendance: 1368

Score by periods	1st	2nd	3rd	4th	Total
Virginia	12	5	11	15	43
Rutgers	11	15	12	14	52

Last FG - VA 4th-01:16, RU 4th-02:46.
Largest lead - VA by 1 1st-01:07, RU by 11 3rd-07:56.
VA led for 00:48. RU led for 38:24. Game was tied for 00:48.

Score tied - 0 times.
Lead changed - 4 times.

Official Basketball Box Score -- Game Totals -- Final Statistics Virginia vs Ohio 12/17/17 3:30 PM at Student Life Center, West Palm Beach, FL

Virginia 77 • 5-6

#	Player	Total		3-Ptr		Rebounds			PF	TP	A	TO	Blk	Stl	Min
		FG-FGA	FT-FTA	FG-FGA	FT-FTA	Off	Def	Tot							
30	Felicia Aiyetean	f	4-11	0-0	2-4	6	8	14	0	10	0	0	3	0	22
01	Brianna Tinsley	g	1-6	1-4	0-0	0	3	3	1	3	5	3	0	0	28
04	Dominique Toussaint	g	5-9	3-6	0-0	0	6	6	3	13	5	5	0	2	26
13	Jocelyn Willoughby	g	2-3	0-0	0-0	0	3	3	0	4	2	0	0	0	23
23	Alyyah Huland El	g	8-15	1-2	0-0	3	0	3	2	17	1	2	1	0	25
02	Jae'Lisa Allen	g	1-1	0-0	0-0	0	2	2	2	2	0	0	0	0	8
03	Lauren Moses	g	2-2	0-0	3-4	3	2	5	2	7	0	3	1	0	13
05	Khyasia Caldwell	g	0-3	0-0	0-0	0	0	0	1	0	0	0	0	0	3</



Official Basketball Box Score -- Game Totals -- Final Statistics
Manhattan vs Virginia
 12/21/17 7 p.m. at JPJ Arena, Charlottesville, Va.



Manhattan 47 • 3-8

#	Player	Total			3-Ptr			Rebounds			PF	TP	A	TO	Blk	Stl	Min
		FG-FGA	FG-FGA	FT-FTA	FG-FGA	FG-FGA	FT-FTA	Off	Def	Tot							
35	Grimme, Kayla	f	7-17	1-5	0-0	1	3	4	4	15	0	2	1	0	0	31	
22	Warley, Courtney	c	2-4	0-0	2-2	0	2	2	4	6	1	2	0	2	2	22	
13	Morgan, Lizahya	g	2-8	0-6	0-0	0	3	3	1	4	2	2	0	1	25		
14	Williams, Taylor	g	1-2	1-1	0-0	1	1	2	0	3	1	0	0	0	15		
15	Tatum, Amani	g	2-10	2-8	0-0	3	5	8	3	6	5	6	0	6	37		
02	Cajou, Gabby	g	1-6	1-3	0-0	0	2	2	1	3	2	5	0	0	32		
03	O'Reilly, KellyAnne	g	0-0	0-0	0-0	0	0	0	0	0	0	1	0	0	1		
04	Bedeker, Emma	g	0-0	0-0	0-0	0	0	0	0	0	0	0	0	0	1		
10	Makela, Sini	g	0-1	0-0	0-0	0	1	1	1	0	0	0	1	0	8		
12	Hoier, Julie	g	0-0	0-0	0-0	0	0	0	0	0	0	0	0	0	7		
20	Pendergrass, Nyala	g	0-0	0-0	0-0	0	0	0	0	0	0	0	0	0	1		
23	Smith, Alex	g	4-7	0-0	2-2	2	1	3	4	10	0	1	1	0	16		
30	Guiton, Mikki	g	0-0	0-0	0-0	0	0	0	0	0	0	0	0	0	4		
Team						6	0	6				1					
Totals			19-55	5-23	4-4	13	18	31	18	47	11	21	2	10	200		

1st - FG %: 4-13 30.8% 2nd: 7-15 46.7% 3rd: 5-16 31.3% 4th: 3-11 27.3% Game: 19-55 34.5% Deadball Rebounds 0
 3FG %: 1-7 14.3% 2-4 50.0% 1-9 16.7% 1-6 16.7% 5-23 21.7%
 FT %: 0-0 0.0% 0-0 0.0% 4-4 100.0% 4-4 100.0%

Virginia 69 • 7-6

#	Player	Total			3-Ptr			Rebounds			PF	TP	A	TO	Blk	Stl	Min
		FG-FGA	FG-FGA	FT-FTA	FG-FGA	FG-FGA	FT-FTA	Off	Def	Tot							
30	Felicia Aiyetean	c	3-5	0-0	1-1	2	7	9	1	7	0	2	1	0	22		
01	Brianna Tinsley	g	3-4	1-2	1-2	0	1	1	0	8	2	2	0	1	19		
04	Dominique Toussaint	g	2-5	0-2	1-2	0	4	4	1	5	5	1	0	0	30		
13	Jocelyn Willoughby	g	3-8	0-0	0-0	2	2	4	2	6	1	1	0	1	20		
23	Alyah Huland El	g	3-8	0-3	1-1	1	1	2	1	7	2	3	0	2	24		
02	Jae'Lisa Allen	g	0-0	0-0	0-0	0	1	1	0	0	0	0	0	0	6		
03	Lauren Moses	g	7-9	0-0	2-2	2	2	4	3	16	0	2	0	1	21		
05	Khyasia Caldwell	g	1-1	0-0	2-2	0	0	0	0	4	0	0	0	0	4		
10	J'Kyra Brown	g	3-9	1-4	1-1	1	2	3	1	8	4	3	1	2	28		
14	Lisa Jablonowski	g	2-3	1-2	3-4	0	3	3	0	8	2	0	0	1	22		
35	Shakyna Payne	g	0-1	0-0	0-0	0	0	0	1	0	0	1	0	1	4		
Team						1	0	1									
Totals			27-53	3-13	12-15	9	23	32	11	69	16	15	2	11	200		

1st - FG %: 9-13 69.2% 2nd: 9-19 47.4% 3rd: 4-12 33.3% 4th: 5-9 55.6% Game: 27-53 50.9% Deadball Rebounds 2
 3FG %: 0-0 0.0% 3-9 33.3% 0-2 0.0% 0-2 0.0% 3-13 23.1%
 FT %: 0-0 0.0% 4-5 80.0% 1-2 50.0% 7-8 87.5% 12-15 80.0%

Officials: Bruce Morris, Talisa Green, Nic Cappel
 Technical fouls: Manhattan-None. Virginia-None.
 Attendance: 2383

Score by periods	1st	2nd	3rd	4th	Total
Manhattan	9	16	11	11	47
Virginia	18	25	9	17	69

Points	In	Off	2nd	Fast	Bench
MANW	Paint	T/O	Chance	Break	
VA	16	8	4	0	13
VA	28	28	8	4	36

Last FG - MANW 4th-03:01, VA 4th-00:32.
 Largest lead - MANW None, VA by 24 4th-00:32.
 MANW led for 00:00, VA led for 38:47. Game was tied for 00:51.

Score tied - 0 times.
 Lead changed - 0 times.



Official Basketball Box Score -- Game Totals -- Final Statistics
Syracuse vs Virginia
 12/31/17 2 p.m. at JPJ Arena, Charlottesville, Va.



Syracuse 63 • 12-3, 0-2 ACC

#	Player	Total			3-Ptr			Rebounds			PF	TP	A	TO	Blk	Stl	Min
		FG-FGA	FG-FGA	FT-FTA	FG-FGA	FG-FGA	FT-FTA	Off	Def	Tot							
04	Tiana Mangakahia	*	7-21	5-13	1-2	1	3	4	2	20	8	12	0	3	37		
11	Gabrielle Cooper	*	2-10	2-9	2-2	0	6	6	4	8	1	2	0	2	38		
22	Amaya Finklea-Guity	*	3-6	0-0	1-2	1	2	3	2	7	1	3	2	1	32		
32	Miranda Drummond	*	2-6	1-4	1-2	3	4	7	3	6	1	3	0	1	29		
45	Digna Strautmame	*	3-8	1-3	3-3	1	2	3	3	10	0	0	0	2	30		
01	Raven Fox	*	1-1	1-1	0-0	0	2	2	0	3	1	1	0	0	8		
23	Isis Young	*	2-4	2-3	0-0	1	0	1	2	6	1	2	0	0	16		
34	Abby Grant	*	0-0	0-0	0-0	0	0	0	0	0	0	0	0	0	1		
44	Jasmine Nwajei	*	1-1	1-1	0-0	2	0	2	1	3	0	0	0	0	9		
Team						6	3	9									
Totals			21-57	13-34	8-11	15	23	37	17	63	13	23	2	9	200		

1st - FG %: 6-16 37.5% 2nd: 7-11 63.6% 3rd: 4-16 25.0% 4th: 4-14 28.6% Game: 21-57 36.8% Deadball Rebounds 1
 3FG %: 4-8 50.0% 4-8 50.0% 3-9 33.3% 2-9 22.2% 13-34 38.2%
 FT %: 1-1 100.0% 1-2 50.0% 4-6 66.7% 2-2 100.0% 8-11 72.7%

Virginia 68 • 9-6, 2-0 ACC

#	Player	Total			3-Ptr			Rebounds			PF	TP	A	TO	Blk	Stl	Min
		FG-FGA	FG-FGA	FT-FTA	FG-FGA	FG-FGA	FT-FTA	Off	Def	Tot							
01	Brianna Tinsley	*	1-5	1-3	2-2	3	0	3	2	5	1	0	0	2	17		
04	Dominique Toussaint	*	3-10	1-5	2-2	0	5	5	4	9	6	3	0	2	32		
13	Jocelyn Willoughby	*	2-6	1-2	3-4	1	0	1	2	8	0	3	0	4	29		
23	Alyah Huland El	*	4-8	3-5	4-6	3	2	5	1	15	2	2	0	1	35		
30	Felicia Aiyetean	*	6-10	0-0	0-2	2	8	10	1	12	3	3	2	1	28		
03	Lauren Moses	*	2-7	0-1	1-2	1	1	2	2	5	1	3	1	3	20		
10	J'Kyra Brown	*	4-10	2-6	2-4	2	4	6	0	12	3	2	1	2	27		
14	Lisa Jablonowski	*	1-1	0-0	0-0	0	0	0	1	2	0	0	0	0	12		
Team						3	3	6									
Totals			23-57	8-22	14-22	15	23	38	13	68	16	16	4	15	200		

1st - FG %: 5-17 29.4% 2nd: 7-17 41.2% 3rd: 7-14 50.0% 4th: 4-9 44.4% Game: 23-57 40.4% Deadball Rebounds 5
 3FG %: 1-8 12.5% 2-5 40.0% 3-4 75.0% 2-5 40.0% 8-22 36.4%
 FT %: 0-0 0.0% 5-6 83.3% 4-4 75.0% 6-12 50.0% 14-22 63.6%

Officials: Joseph Vaszily, Thomas Danaher, Mark Berger
 Technical fouls: Syracuse-None. Virginia-None.
 Attendance: 2979

Score by periods	1st	2nd	3rd	4th	Total
Syracuse	17	19	15	12	63
Virginia	11	21	20	16	68

Points	In	Off	2nd	Fast	Bench
SU	Paint	T/O	Chance	Break	
VA	16	22	8	0	12
VA	20	24	11	4	19

Last FG - SU 4th-00:38, VA 4th-01:05.
 Largest lead - SU by 9 2nd-09:55, VA by 6 1st-04:53.
 SU led for 19:48, VA led for 14:33. Game was tied for 05:39.

Score tied - 5 times.
 Lead changed - 12 times.

Official Basketball Box Score -- Game Totals -- Final Statistics
Pittsburgh vs Virginia
 12/28/17 7 p.m. at JPJ Arena, Charlottesville, Va.

Pittsburgh 50 • 7-6, 0-1 ACC

#	Player	Total			3-Ptr			Rebounds			PF	TP	A	TO	Blk	Stl	Min
		FG-FGA	FG-FGA	FT-FTA	FG-FGA	FG-FGA	FT-FTA	Off	Def	Tot							
01	Danielle Garven	f	2-4	0-0	1-1	0	4	4	0	5	0	1	2	1	21		
32	Kalista Walters	c	3-8	0-0	0-0	3	7	10	3	6	1	1	1	4	40		
03	Jasmine Whitney	g	2-9	1-1	3-4	0	3	3	2	8	2	3	1	2	36		
05	Kaui Bradley	g	1-4	1-3	0-0	2	5	7	4	3	3	6	0	1	31		
12	Yacine Diop	g	2-12	0-2	0-0	1	1	2	2	4	1	2	0	1	20		
10	Cassidy Walsh	g	0-0	0-0	0-0	0	0	0	0	0	1	0	0	0	4		
13	Kyla Nelson	g	3-8	1-4	0-0	0	1	2	3	7	2	2	0	0	22		
20	Pika Rodriguez	g	6-10	5-8	0-0	0	0	0	3	17	1	0	0	1	26		
Team						2	2	4									
Totals			19-55	8-18	4-5	9	23	32	18	50	10	15	4	10	200		

1st - FG %: 3-13 23.1% 2nd: 5-14 35.7% 3rd: 4-16 25.0% 4th: 7-12 58.3% Game: 19-55 34.5% Deadball Rebounds 1
 3FG %: 1-2 50.0% 3-6 50.0% 3-9 33.3% 1-1 100.0% 8-18 44.4%
 FT %: 1-2 50.0% 1-1 100.0% 0-0 0.0% 2-2 100.0% 4-5 80.0%

Virginia 62 • 8-6, 1-0 ACC

#	Player	Total			3-Ptr			Rebounds		
---	--------	-------	--	--	-------	--	--	----------	--	--

Official Basketball Box Score -- Game Totals -- Final Statistics
Clemson vs Virginia
01/07/18 2 p.m. at JPJ Arena, Charlottesville, Va.

Clemson 41 • 10-6, 0-3 ACC

#	Player	Total			3-Ptr			Rebounds			PF	TP	A	TO	Blk	Stl	Min
		FG-FGA	FT-FTA	FT-FTA	FG-FGA	FT-FTA	Off	Def	Tot								
24	Ivy Atkism	f	1-3	0-0	0-0	0	2	2	3	2	0	0	0	0	0	16	
44	Kobi Thornton	f	3-9	0-0	0-0	0	2	2	5	6	0	3	0	1	26		
55	Tylar Bennett	f	1-1	0-0	0-1	2	3	5	3	2	0	2	1	0	30		
05	Danielle Edwards	g	3-12	1-5	1-2	1	4	5	2	8	4	3	1	2	32		
33	Alexis Carter	g	6-12	0-0	0-2	0	3	3	0	12	3	3	0	0	36		
01	Destiny Thomas	g	2-4	1-1	0-0	1	2	3	0	5	0	1	0	0	23		
02	Janise Strover	g	1-2	0-0	0-0	0	1	1	1	2	0	1	0	0	4		
15	Jaia Alexander	g	2-7	0-1	0-2	1	2	3	0	4	1	3	0	2	20		
20	Sirah Diarra	g	0-0	0-0	0-0	0	2	2	0	0	2	0	0	0	13		
Team						3	1	4			1						
Totals			19-50	2-7	1-7	8	22	30	16	41	8	19	2	5	200		
1st - FG %:		6-13	46.2%	2nd: 3-10	30.0%	3rd: 5-9	55.6%	4th: 5-18	27.8%	Game: 19-50	38.0%	Deadball					
3FG %:		1-2	50.0%	1-2	50.0%	0-1	0.0%	0-2	0.0%	2-7	28.6%	Rebounds					
FT %:		0-1	0.0%	0-2	0.0%	1-2	50.0%	0-2	0.0%	1-7	14.3%	3					

Virginia 70 • 11-6, 4-0 ACC

#	Player	Total			3-Ptr			Rebounds			PF	TP	A	TO	Blk	Stl	Min
		FG-FGA	FT-FTA	FT-FTA	FG-FGA	FT-FTA	Off	Def	Tot								
13	Jocelyn Willoughby	f	5-9	2-3	4-4	0	5	5	1	16	0	3	0	1	28		
30	Felicia Aiyeeotan	c	4-8	0-0	2-3	3	7	10	0	10	2	2	4	1	18		
01	Brianna Tinsley	g	2-5	1-3	0-0	0	1	1	1	5	1	1	0	0	23		
04	Dominique Toussaint	g	4-8	2-5	0-0	0	3	3	3	10	5	1	0	1	25		
23	Aliyah Huland El	g	4-7	0-2	0-1	1	1	2	0	8	3	2	0	2	25		
23	Lauren Moses	g	5-8	0-0	1-3	2	1	3	1	11	1	0	0	1	19		
05	Khyasia Caldwell	g	1-2	0-0	0-0	0	0	0	1	2	0	0	0	0	4		
10	J'Kyra Brown	g	2-5	1-4	0-0	1	0	1	0	5	3	1	0	0	36		
14	Lisa Jablonowski	g	1-2	0-1	0-0	1	4	5	2	2	1	1	1	0	18		
32	Mone Jones	g	0-1	0-0	1-2	0	1	1	0	1	0	0	0	0	9		
35	Shakyna Payne	g	0-1	0-0	0-0	0	0	0	0	0	0	0	0	0	5		
Team						2	3	5									
Totals			28-56	6-18	8-13	10	26	36	9	70	16	11	5	9	200		
1st - FG %:		7-19	36.8%	2nd: 7-13	53.8%	3rd: 7-12	58.3%	4th: 7-12	58.3%	Game: 28-56	50.0%	Deadball					
3FG %:		0-6	0.0%	1-4	25.0%	3-5	60.0%	2-3	66.7%	6-18	33.3%	Rebounds					
FT %:		2-4	50.0%	2-2	100.0%	0-2	0.0%	4-5	80.0%	8-13	61.5%	1					

Officials: Dan Outlaw, Kevin Sparrock, Kristi Vera
 Technical fouls: Clemson-None. Virginia-TEAM.
 Attendance: 3995
 CU: 44 fouled out at 5:11 (IV)

Score by periods	1st	2nd	3rd	4th	Total
Clemson	13	7	11	10	41
Virginia	16	17	17	20	70

Points	In	Off	2nd	Fast	Bench
CU	Paint	T/O	Chance	Break	
26	6	4	2	11	
VA	26	24	11	6	21

Last FG - CU 4th-00:55, VA 4th-01:54.
 Largest lead - CU None, VA by 31 4th-03:36.
 CU led for 00:00. VA led for 39:38. Game was tied for 00:22.

Official Basketball Box Score -- Game Totals -- Final Statistics
VA vs Boston College
1/11/18 7:00 P.M. at CONTE FORUM, CHESTNUT HILL, MA

VA 68 • 12-6 (5-0 ACC)

#	Player	Total			3-Ptr			Rebounds			PF	TP	A	TO	Blk	Stl	Min
		FG-FGA	FT-FTA	FT-FTA	FG-FGA	FT-FTA	Off	Def	Tot								
30	Felicia Aiyeeotan	c	3-9	0-0	0-0	2	2	4	2	6	0	2	1	0	20		
01	Brianna Tinsley	g	2-3	0-1	1-1	0	0	0	4	5	1	2	0	0	20		
04	Dominique Toussaint	g	5-8	2-3	0-0	0	2	2	2	12	7	2	0	0	22		
13	Jocelyn Willoughby	g	7-9	2-3	2-2	1	10	11	3	18	3	1	0	0	32		
23	Aliyah Huland El	g	3-8	1-2	0-0	0	2	2	1	7	2	2	0	1	33		
03	Lauren Moses	g	3-7	0-0	0-0	3	0	3	1	6	1	2	0	1	22		
10	J'Kyra Brown	g	4-8	1-5	3-5	0	7	3	3	12	1	4	0	1	28		
14	Lisa Jablonowski	g	1-4	0-0	0-0	2	3	5	0	2	0	1	1	0	19		
32	Mone Jones	g	0-0	0-0	0-0	0	0	0	0	0	0	0	0	0	4		
Team						1	0	1									
Totals			28-56	6-14	6-8	9	26	35	16	68	15	16	2	3	200		
1st - FG %:		7-16	43.8%	2nd: 10-16	62.5%	3rd: 6-12	50.0%	4th: 5-12	41.7%	Game: 28-56	50.0%	Deadball					
3FG %:		1-3	33.3%	3-4	75.0%	1-3	33.3%	1-4	25.0%	6-14	42.9%	Rebounds					
FT %:		0-0	0.0%	0-1	0.0%	3-3	100.0%	3-4	75.0%	6-8	75.0%	1					

Boston College 57 • 6-10 (1-2 ACC)

#	Player	Total			3-Ptr			Rebounds			PF	TP	A	TO	Blk	Stl	Min
		FG-FGA	FT-FTA	FT-FTA	FG-FGA	FT-FTA	Off	Def	Tot								
02	Georgia Pineau	f	3-6	0-1	1-2	0	3	3	2	7	2	6	1	2	28		
11	Emma Guey	f	4-8	0-0	4-6	3	5	8	3	12	0	0	0	1	30		
03	Andie Anastos	g	1-1	1-1	0-0	0	1	1	1	3	2	3	0	0	31		
04	Taylor Ortepp	g	4-12	2-8	0-0	0	1	1	0	10	4	1	0	2	36		
23	Milan Bolden-Morris	g	5-11	4-10	0-0	0	1	1	3	14	2	0	0	0	37		
21	Martina Mosey	g	2-6	2-5	1-2	1	6	7	4	7	2	3	0	1	27		
31	Sydney Lowery	g	1-4	0-2	2-2	0	0	0	0	4	1	1	0	0	11		
Team						0	3	3									
Totals			20-48	9-27	8-12	4	20	24	13	57	13	15	1	6	200		
1st - FG %:		4-11	36.4%	2nd: 4-11	36.4%	3rd: 8-14	57.1%	4th: 4-12	33.3%	Game: 20-48	41.7%	Deadball					
3FG %:		1-7	14.3%	1-4	25.0%	3-6	50.0%	4-10	40.0%	9-27	33.3%	Rebounds					
FT %:		2-4	50.0%	1-2	50.0%	3-4	75.0%	2-2	100.0%	8-12	66.7%	2					

Officials: Joseph Vaszily, Jenn Rezac, Metta Roberts
 Technical fouls: VA-None. Boston College-None.
 Attendance: 1065

Score by periods	1st	2nd	3rd	4th	Total
VA	15	23	16	14	68
Boston College	11	10	22	14	57

Points	In	Off	2nd	Fast	Bench
VA	Paint	T/O	Chance	Break	
32	12	4	0	20	
BC	16	7	3	0	11

Last FG - VA 4th-02:12, BC 4th-00:14.
 Largest lead - VA by 17 2nd-00:43, BC by 5 1st-07:30.
 VA led for 34:36. BC led for 04:21. Game was tied for 01:03.

Score tied - 1 time.
 Lead changed - 1 time.

Official Basketball Box Score -- Game Totals -- Final Statistics
Virginia vs #16/18 Duke
1-14-18 3:02 PM at Durham, N.C. (Cameron Indoor Stadium)

Virginia 48 • 12-7 (5-1 ACC)

#	Player	Total			3-Ptr			Rebounds			PF	TP	A	TO	Blk	Stl	Min
		FG-FGA	FT-FTA	FT-FTA	FG-FGA	FT-FTA	Off	Def	Tot								
30	Felicia Aiyeeotan	c	1-3	0-0	0-0	0	6	6	1	2	1	2	1	1	20		
01	Brianna Tinsley	g	2-4	2-2	0-0	1	2	3	1	6	3	4	0	1	29		
04	Dominique Toussaint	g	2-8	2-8	0-0	0	0	0	4	6	3	3	0	0	24		
13	Jocelyn Willoughby	g	4-11	3-5	0-0	1	9	10	1	11	1	3	1	0	37		
23	Aliyah Huland El	g	6-13	2-5	0-0	2	1	3	4	14	3	2	0	2	36		
03	Lauren Moses	g	0-2	0-0	0-0	2	1	3	5	0	1	1	0	0	16		
10	J'Kyra Brown	g	3-9	1-5	0-0	1	1	2	2	7	2	3	0	1	27		
14	Lisa Jablonowski	g	1-1	0-0	0-0	0	1	1	2	2	0	0	0	1	11		
Team						2	2	4			1						
Totals			19-51	10-25	0-0	9	23	32	20	48	14	19	2	6	200		
1st - FG %:		7-10	70.0%	2nd: 2-11	18.2%	3rd: 5-13	38.5%	4th: 5-17	29.4%	Game: 19-51	37.3%	Deadball					
3FG %:		4-6	66.7%	1-3	33.3%	3-5	60.0%	2-11	18.2%	10-25	40.0%	Rebounds					
FT %:		0-0	0.0%	0-0	0.0%	0-0	0.0%	0-0	0.0%	0-0	0.0%	0					

Official Basketball Box Score -- Game Totals -- Final Statistics
North Carolina vs Virginia
01/25/18 7 p.m. at JPJ Arena, Charlottesville, Va.

North Carolina 70 • 14-7, 4-4 ACC

#	Player	Total			3-Ptr			Rebounds			PF	TP	A	TO	Blk	Stl	Min
		FG-FGA	FG-FGA	FT-FTA	Off	Def	Tot	Off	Def	Tot							
30	Jaelynn Murray	f	0-0	0-0	0-0	0	2	2	0	0	0	0	1	0	1	11	
44	Janelle Bailey	c	9-20	0-0	3-4	5	2	7	4	21	0	0	0	0	0	38	
01	Taylor Koenen	g	6-10	1-3	1-2	3	5	8	4	14	4	2	0	3	40		
10	Jamie Cherry	g	6-14	2-6	0-0	0	3	3	4	14	4	4	0	0	40		
22	Paris Kea	g	6-16	1-5	5-6	0	5	5	0	18	3	1	0	1	38		
04	Jocelyn Jones	g	0-4	0-0	0-0	1	2	3	1	0	0	0	0	0	12		
11	Emily Sullivan	g	0-0	0-0	0-0	0	0	0	0	0	0	0	0	0	2		
15	Olivia Smith	g	0-1	0-1	0-0	0	0	0	0	1	1	0	0	0	2		
20	Leah Church	g	1-1	1-1	0-0	0	2	2	1	3	0	1	0	0	17		
Team						0	4	4									
Totals			28-66	5-16	9-12	9	25	34	15	70	12	10	0	5	200		
1st FG %:		6-18	33.3%	2nd:	6-15	40.0%	3rd:	8-15	53.3%	4th:	8-18	44.4%	Game:	28-66	42.4%	Deadball	
3FG %:		1-3	33.3%	1-2	50.0%	1-4	25.0%	2-7	28.6%	5-16	31.3%					Rebounds	
FT %:		5-6	83.3%	1-2	50.0%	1-2	50.0%	2-2	100.0%	9-12	75.0%					2,1	

Virginia 82 • 14-7, 7-1 ACC

#	Player	Total			3-Ptr			Rebounds			PF	TP	A	TO	Blk	Stl	Min
		FG-FGA	FG-FGA	FT-FTA	Off	Def	Tot	Off	Def	Tot							
13	Jocelyn Willoughby	f	4-12	0-3	1-1	1	3	4	1	9	2	1	0	3	29		
30	Felicia Aiyetean	c	3-5	0-0	0-0	1	4	5	2	6	0	1	1	0	20		
01	Brianna Tinsley	g	4-7	2-4	0-0	0	2	2	2	10	3	0	0	1	28		
04	Dominique Toussaint	g	4-6	3-5	2-2	0	4	4	3	13	5	2	0	0	24		
23	Alyyah Huland El	g	8-14	3-7	0-0	2	0	2	2	19	2	0	0	1	27		
03	Lauren Moses	g	5-13	0-0	4-5	2	7	9	3	14	1	1	0	3	22		
10	J'Kyra Brown	g	4-7	1-3	2-2	0	3	3	1	11	0	3	0	0	27		
14	Lisa Jablonowski	g	0-1	0-0	0-0	2	4	6	0	0	5	3	1	0	16		
32	Mone Jones	g	0-1	0-0	0-0	0	0	0	0	0	0	0	0	0	7		
Team						0	3	3									
Totals			32-66	9-22	9-10	8	30	38	14	82	18	11	2	8	200		
1st FG %:		11-21	52.4%	2nd:	7-17	41.2%	3rd:	14-21	66.7%	4th:	6-14	42.9%	Game:	32-66	48.5%	Deadball	
3FG %:		3-5	60.0%	3-9	33.3%	2-5	40.0%	1-3	33.3%	9-22	40.9%					Rebounds	
FT %:		2-2	100.0%	3-3	100.0%	4-5	80.0%	0-0	0.0%	9-10	90.0%					1,1	

Officials: Billy Smith, Karen Preato, Jules Gallien
 Technical fouls: North Carolina-None. Virginia-None.
 Attendance: 2971

Score by periods	1st	2nd	3rd	4th	Total
North Carolina	18	14	18	20	70
Virginia	27	20	22	13	82

Points	In	Off	2nd	Fast	Bench
NC	Paint	T/O	Chance	Break	
28	13	12	0	3	3
36	14	7	4	25	

Last FG - NC 4th-01:20, VA 4th-00:32.
 Largest lead - NC None, VA by 21 3rd-03:34.
 NC led for 00:00. VA led for 39:39. Game was tied for 00:04.

Score tied - 0 times.
 Lead changed - 0 times.

Official Basketball Box Score -- Game Totals -- Final Statistics
Virginia vs Georgia Tech
1/28/18 1:00 pm at Atlanta, Ga. (McCamish Pavilion)

Virginia 62 • 15-7, 8-1 ACC

#	Player	Total			3-Ptr			Rebounds			PF	TP	A	TO	Blk	Stl	Min
		FG-FGA	FG-FGA	FT-FTA	Off	Def	Tot	Off	Def	Tot							
30	Felicia Aiyetean	c	3-4	0-0	2-2	2	3	5	2	8	2	0	5	0	25		
01	Brianna Tinsley	g	2-4	1-2	3-4	0	5	5	1	8	1	5	0	0	17		
04	Dominique Toussaint	g	2-5	0-0	0-0	0	3	3	5	4	2	8	1	0	31		
13	Jocelyn Willoughby	g	1-2	0-0	4-4	0	3	3	2	6	1	3	1	2	30		
23	Alyyah Huland El	g	7-12	3-6	4-4	1	2	3	3	21	1	4	3	1	35		
03	Lauren Moses	g	3-6	0-0	0-0	2	5	5	3	6	0	0	3	1	19		
10	J'Kyra Brown	g	3-6	1-3	2-3	0	3	3	1	9	4	1	0	0	32		
14	Lisa Jablonowski	g	0-2	0-1	0-2	1	4	5	0	0	1	3	0	0	11		
Team						1	3	4									
Totals			21-41	5-12	15-19	5	31	36	17	62	12	26	13	4	200		
1st FG %:		8-12	66.7%	2nd:	2-10	20.0%	3rd:	5-12	41.7%	4th:	6-7	85.7%	Game:	21-41	51.2%	Deadball	
3FG %:		1-1	100.0%	0-2	0.0%	1-6	16.7%	3-3	100.0%	5-12	41.7%					Rebounds	
FT %:		2-4	50.0%	2-2	100.0%	4-5	80.0%	7-8	87.5%	15-19	78.9%					3,2	

Georgia Tech 56 • 13-9, 2-7 ACC

#	Player	Total			3-Ptr			Rebounds			PF	TP	A	TO	Blk	Stl	Min
		FG-FGA	FG-FGA	FT-FTA	Off	Def	Tot	Off	Def	Tot							
11	Edeferioka	f	2-5	0-0	1-2	4	5	9	3	5	1	3	1	3	34		
13	Lorela Cubaj	f	0-2	0-0	0-0	0	1	1	4	0	1	0	0	1	12		
24	Chanin Scott	g	2-5	0-0	0-0	2	0	2	1	4	1	0	0	1	17		
33	Francesca Pan	g	6-22	0-6	4-5	3	0	3	4	16	2	4	0	1	27		
41	Kierra Fletcher	g	3-9	0-0	1-1	2	6	8	2	7	3	1	0	1	28		
00	Imani Tilford	g	2-6	0-0	0-0	1	0	1	2	4	1	0	0	4	20		
01	Kaylan Pugh	g	2-9	0-2	2-2	2	2	4	1	6	0	1	0	0	17		
12	Breanna Brown	g	1-1	0-0	0-2	0	0	0	1	0	0	0	0	0	5		
21	Zaire O'Neil	g	5-12	0-0	4-8	2	1	3	3	14	3	3	1	2	29		
55	Antonia Peresson	g	0-1	0-1	0-0	0	0	0	2	0	1	0	0	0	11		
Team						4	0	4									
Totals			22-72	0-9	12-20	20	15	35	23	56	13	12	2	13	200		
1st FG %:		5-18	27.8%	2nd:	7-14	50.0%	3rd:	4-19	21.1%	4th:	6-21	28.6%	Game:	22-72	30.6%	Deadball	
3FG %:		0-2	0.0%	0-1	0.0%	0-2	0.0%	0-4	0.0%	0-9	0.0%					Rebounds	
FT %:		2-4	50.0%	3-3	100.0%	3-9	33.3%	2-4	50.0%	12-20	60.0%					5,1	

Officials: Maj Forsberg, Jennifer Rezac, Daryl Humphrey
 Technical fouls: Virginia-None. Georgia Tech-None.
 Attendance: 1601

Score by periods	1st	2nd	3rd	4th	Total
Virginia	19	6	15	22	62
Georgia Tech	12	17	13	14	56

Points	In	Off	2nd	Fast	Bench
VA	Paint	T/O	Chance	Break	
22	5	5	7	15	5
30	24	14	4	24	

Last FG - VA 4th-05:17, GT 4th-00:04.
 Largest lead - VA by 13 4th-05:17, GT by 6 3rd-01:21.
 VA led for 24:16. GT led for 11:22. Game was tied for 04:22.

Score tied - 6 times.
 Lead changed - 9 times.

Official Basketball Box Score -- Game Totals -- Final Statistics
Louisville vs Virginia
02/01/18 7 p.m. at JPJ Arena, Charlottesville, Va.

Louisville 77 • 23-1, 9-1 ACC

#	Player	Total			3-Ptr			Rebounds			PF	TP	A	TO	Blk	Stl	Min
		FG-FGA	FG-FGA	FT-FTA	Off	Def	Tot	Off	Def	Tot							
02	HINES-ALLEN, Myisha	*	5-10	0-0	0-0	1	10	11	1	10	2	1	0	2	27		
03	FUEHRING, Sam	*	0-4	0-2	0-0	1	3	4	4	0	1	0	0	2	25		
11	CARTER, Arica	*	5-8	1-4	0-0	4	1	5	2	11	4	1	0	0	30		
23	JONES, Jazmine	*	3-7	0-0	4-4	2	4	6	1	10	1	0	0	5	29		
25	DURR, Asia	*	9-18	1-3	2-2	0	1	1	0	21	0	0	0	0	30		
01	EVANS, Dana	*	1-7	0-2	0-0	0	1	1	1	2	6	2	0	2	23		
10	ZAMBROTTA, Sydney	*	1-2	1-2	0-0	0	0	0	2	3	0	1	0	0	5		
21	SHOOK, Kylee	*	3-6	1-2	0-0	0	2	2	0	7	0	0	0	0	8		
24	LAEMMLE, Jessica	*	0-0	0-0	0-0	0	0	0	1	0	0	0	0	0	3		
33	DUNHAM, Bianca	*	5-9	0-0	3-4	4	1	5	1	13	0	2	0	1	20		
Team						6	4	10									
Totals			32-71	4-15	9-10	18	27	45	13	77	14	8	0	12	200		
1st FG %:		7-19	36.8%	2nd:	6-17	35.3%	3rd:	10-17	58.8%	4th:							



Official Basketball Box Score -- Game Totals -- Final Statistics
Virginia vs Virginia Tech
 02/11/18 2:00 PM at Cassell Coliseum, Blacksburg, Va.



Virginia 64 • 16-9, 9-3

#	Player	Total		3-Ptr		Rebounds			PF	TP	A	TO	Blk	Stl	Min
		FG-FGA	FT-FTA	FG-FGA	FT-FTA	Off	Def	Tot							
01	Brianna Tinsley	* 1-2	0-1	0-0	1	1	2	3	2	0	3	0	0	0	14
04	Dominique Toussaint	* 5-17	0-3	5-6	2	3	5	3	15	2	1	0	0	0	33
13	Jocelyn Willoughby	* 5-9	2-3	1-2	1	3	4	3	13	4	1	0	2	31	
14	Lisa Jablonowski	* 0-0	0-0	0-0	0	2	2	1	0	1	1	0	0	20	
30	Felicia Aiyetotan	* 3-8	0-0	0-0	1	3	4	1	6	0	1	1	0	24	
03	Lauren Moses	3-4	0-0	2-2	2	1	3	4	8	1	1	1	0	13	
10	J'Kyra Brown	6-14	3-6	0-0	0	5	5	2	15	0	1	0	3	32	
23	Alyyah Huland El	2-6	0-0	1-2	1	4	5	3	5	2	0	1	1	26	
32	Mone Jones	0-0	0-0	0-0	2	0	2	0	0	1	0	0	0	7	
Team					4	0	4			1					
Totals		25-60	5-13	9-12	14	22	36	20	64	11	10	3	7	200	

1st - FG %: 8-18 44.4% 2nd: 8-18 44.4% 3rd: 7-14 50.0% 4th: 2-10 20.0% Game: 25-60 41.7% Deadball Rebounds 2
 3FG %: 3-7 42.9% 2-3 66.7% 0-3 0.0% 0-0 0.0% 5-13 38.5%
 FT %: 2-2 100.0% 0-0 0.0% 3-4 75.0% 4-6 66.7% 9-12 75.0%

Virginia Tech 62 • 16-9, 5-7

#	Player	Total		3-Ptr		Rebounds			PF	TP	A	TO	Blk	Stl	Min
		FG-FGA	FT-FTA	FG-FGA	FT-FTA	Off	Def	Tot							
01	Taylor Emery	* 13-20	3-6	3-3	0	1	1	2	32	2	2	0	2	37	
10	Kendyl Brooks	* 3-5	3-5	0-0	0	2	2	4	9	0	3	0	1	35	
11	Regan Magarity	* 2-9	0-4	0-0	3	5	8	1	4	5	4	3	1	40	
23	Rachel Camp	* 4-9	0-3	4-8	3	6	9	4	12	2	1	1	1	36	
25	Alexis Jean	* 0-4	0-3	0-0	1	2	3	1	0	0	1	1	0	18	
02	Aisha Sheppard	1-2	1-2	1-2	0	0	2	4	1	1	1	0	0	14	
20	Michelle Berry	0-2	0-0	1-2	2	6	8	2	1	1	1	0	0	20	
Team					0	0	0								
Totals		23-51	7-23	9-15	9	22	31	16	62	11	13	5	5	200	

1st - FG %: 4-14 28.6% 2nd: 4-10 40.0% 3rd: 7-13 53.8% 4th: 8-14 57.1% Game: 23-51 45.1% Deadball Rebounds 3
 3FG %: 0-6 0.0% 1-4 25.0% 3-8 37.5% 3-5 60.0% 7-23 30.4%
 FT %: 2-2 100.0% 2-4 50.0% 0-0 0.0% 5-9 55.6% 9-15 60.0%

Officials: Jules Gallien, Kevin Sparrock, Talisa Green
 Technical fouls: Virginia-None, Virginia Tech-None.
 Attendance: 2733
 Commonwealth Clash Game

Score by periods	1st	2nd	3rd	4th	Total
Virginia	21	18	17	8	64
Virginia Tech	10	11	17	24	62

Last FG - VA 4th-00:38, VT 4th-02:06.
 Largest lead - VA by 23 3rd-05:00, VT by 3 4th-01:41.
 VA led for 36:50. VT led for 01:28. Game was tied for 01:42.

Points	In	Off	2nd	Fast	Bench
VA	20	16	23	2	28
VT	16	16	10	4	5

Score tied - 1 time.
 Lead changed - 2 times.



Official Basketball Box Score -- Game Totals -- Final Statistics
Notre Dame vs Virginia
 02/15/18 7 p.m. at JPJ Arena, Charlottesville, Va.



Notre Dame 83 • 24-2, 12-1 ACC

#	Player	Total		3-Ptr		Rebounds			PF	TP	A	TO	Blk	Stl	Min
		FG-FGA	FT-FTA	FG-FGA	FT-FTA	Off	Def	Tot							
23	Jessica Shepard	f 7-10	0-0	1-2	0	8	8	4	15	0	2	0	1	31	
33	Kathryn Westbeld	f 1-1	0-0	4-4	1	3	4	2	6	2	1	0	2	29	
03	Marina Mabrey	g 6-11	4-6	0-0	1	2	3	1	16	1	1	1	0	39	
05	Jackie Young	g 5-11	0-1	1-1	0	2	2	0	11	8	3	0	1	39	
24	Arike Ogunbowale	g 11-20	1-3	4-4	0	8	8	2	27	3	2	0	2	35	
02	Kaitlin Cole	0-0	0-0	0-0	0	0	0	0	0	0	0	0	0	1	
20	Nicole Benz	0-1	0-1	0-0	0	0	0	0	0	0	0	0	0	1	
21	Kristina Nelson	3-5	0-0	2-2	2	1	3	4	8	0	5	1	0	13	
32	Danielle Patterson	0-1	0-0	0-0	1	1	2	2	0	0	0	0	0	11	
40	Maureen Butler	0-0	0-0	0-0	0	0	0	0	0	0	0	0	0	1	
Team					1	1	2			1					
Totals		33-60	5-11	12-13	6	26	32	15	83	14	15	2	6	200	

1st - FG %: 12-18 66.7% 2nd: 8-13 61.5% 3rd: 9-15 60.0% 4th: 4-14 28.6% Game: 33-60 55.0% Deadball Rebounds 0
 3FG %: 1-4 25.0% 1-2 50.0% 3-3 100.0% 0-2 0.0% 5-11 45.5%
 FT %: 2-2 100.0% 0-0 0.0% 8-9 88.9%

Virginia 69 • 16-10, 9-4 ACC

#	Player	Total		3-Ptr		Rebounds			PF	TP	A	TO	Blk	Stl	Min
		FG-FGA	FT-FTA	FG-FGA	FT-FTA	Off	Def	Tot							
30	Felicia Aiyetotan	c 7-12	0-0	3-6	7	4	11	0	17	1	4	0	0	25	
01	Brianna Tinsley	g 1-4	1-1	3-4	0	1	1	4	6	1	1	0	0	22	
04	Dominique Toussaint	g 5-13	1-5	0-0	0	2	2	3	11	1	2	0	1	33	
13	Jocelyn Willoughby	g 2-7	1-1	0-0	2	3	5	1	5	0	2	0	1	29	
23	Alyyah Huland El	g 1-5	0-1	0-0	1	2	3	0	2	2	1	3	1	21	
03	Lauren Moses	2-6	0-0	5-6	1	3	4	2	9	3	2	1	0	20	
10	J'Kyra Brown	6-15	1-7	4-5	1	3	4	0	17	3	3	0	1	32	
14	Lisa Jablonowski	1-1	0-0	0-0	0	2	2	0	2	2	0	0	0	17	
32	Mone Jones	0-1	0-0	0-0	1	0	1	0	0	0	0	0	0	1	
Team					3	2	5								
Totals		25-64	4-15	15-21	16	22	38	10	69	13	15	4	4	200	

1st - FG %: 5-18 27.8% 2nd: 7-17 41.2% 3rd: 6-15 40.0% 4th: 7-14 50.0% Game: 25-64 39.1% Deadball Rebounds 3
 3FG %: 0-3 0.0% 2-6 33.3% 1-3 33.3% 1-3 33.3% 4-15 26.7%
 FT %: 1-2 50.0% 0-2 0.0% 8-9 88.9% 6-8 75.0% 15-21 71.4%

Officials: Mark Hardcastle, Carla Fountain, Norma Jones
 Technical fouls: Notre Dame-None, Virginia-None.
 Attendance: 3038

Score by periods	1st	2nd	3rd	4th	Total
Notre Dame	27	19	21	16	83
Virginia	11	16	21	21	69

Points	In	Off	2nd	Fast	Bench
ND	42	26	0	18	8
VA	30	11	10	8	28

Last FG - ND 4th-02:57, VA 4th-00:12.
 Largest lead - ND by 25 3rd-05:52, VA None.
 ND led for 39:13. VA led for 00:00. Game was tied for 00:47.

Score tied - 0 times.
 Lead changed - 0 times.



Official Basketball Box Score -- Game Totals -- Final Statistics
Notre Dame vs Virginia
 02/15/18 7 p.m. at JPJ Arena, Charlottesville, Va.



Notre Dame 83 • 24-2, 12-1 ACC

#	Player	Total		3-Ptr		Rebounds			PF	TP	A	TO	Blk	Stl	Min
		FG-FGA	FT-FTA	FG-FGA	FT-FTA	Off	Def	Tot							
23	Jessica Shepard	f 7-10	0-0	1-2	0	8	8	4	15	0	2	0	1	31	
33	Kathryn Westbeld	f 1-1	0-0	4-4	1	3	4	2	6	2	1	0	2	29	
03	Marina Mabrey	g 6-11	4-6	0-0	1	2	3	1	16	1	1	1	0	39	
05	Jackie Young	g 5-11	0-1	1-1	0	2	2	0	11	8	3	0	1	39	
24	Arike Ogunbowale	g 11-20	1-3	4-4	0	8	8	2	27	3	2	0	2	35	
02	Kaitlin Cole	0-0	0-0	0-0	0	0	0	0	0	0	0	0	0	1	
20	Nicole Benz	0-1	0-1	0-0	0	0	0	0	0	0	0	0	0	1	
21	Kristina Nelson	3-5	0-0	2-2	2	1	3	4	8	0	5	1	0	13	
32	Danielle Patterson	0-1	0-0	0-0	1	1	2	2	0	0	0	0	0	11	
40	Maureen Butler	0-0	0-0	0-0	0	0	0	0	0	0	0	0	0	1	
Team					1	1	2			1					
Totals		33-60	5-11	12-13	6	26	32	15	83	14	15	2	6	200	

1st - FG %: 12-18 66.7% 2nd: 8-13 61.5% 3rd: 9-15 60.0% 4th: 4-14 28.6% Game: 33-60 55.0% Deadball Rebounds 0
 3FG %: 1-4 25.0% 1-2 50.0% 3-3 100.0% 0-2 0.0% 5-11 45.5%
 FT %: 2-2 100.0% 0-0 0.0% 8-9 88.9%

Virginia 69 • 16-10, 9-4 ACC

#	Player	Total		3-Ptr		Rebounds			PF	TP	A	TO	Blk	Stl	Min
		FG-FGA	FT-FTA	FG-FGA	FT-FTA	Off	Def	Tot							
30	Felicia Aiyetotan	c 7-12	0-0	3-6	7	4	11	0	17	1	4	0	0	25	
01	Brianna Tinsley	g 1-4	1-1	3-4	0	1	1	4	6	1	1	0	0	22	
04	Dominique Toussaint	g 5-13	1-5	0-0	0	2	2	3	11	1	2	0	1	33	
13	Jocelyn Willoughby	g 2-7	1-1	0-0	2	3	5	1	5	0	2	0	1	29	
23	Alyyah Huland El	g 1-5	0-1	0-0	1	2	3	0	2	2	1	3	1	21	

Official Basketball Box Score -- Game Totals -- Final Statistics
Virginia vs Wake Forest
02/25/18 3:00 PM at Winston-Salem, N.C.

Virginia 48 • 17-12 (10-6 ACC)

#	Player	Total			3-Ptr			Rebounds			PF	TP	A	TO	Blk	Stl	Min
		FG	FGA	FT	FTA	Off	Def	Tot									
30	Felicia Aiyetean	c	2-3	0-0	0-0	0	5	5	0	4	0	1	1	0	0	18	
01	Brianna Tinsley	g	0-3	0-1	2-2	0	3	3	2	2	3	2	0	0	0	28	
04	Dominique Toussaint	g	5-9	1-3	6-6	0	6	6	4	17	2	5	0	0	35		
13	Jocelyn Willoughby	g	5-8	1-1	3-4	2	3	5	2	14	0	5	0	2	29		
23	Alyyah Huland El	g	0-6	0-3	0-0	0	2	2	1	0	3	2	0	0	19		
03	Lauren Moses	g	3-6	0-0	0-0	2	1	3	2	6	0	0	0	0	22		
10	J'Kyra Brown	g	1-9	1-5	0-0	0	3	3	2	3	0	0	0	0	29		
14	Lisa Jablonowski	g	0-1	0-0	2-2	0	5	5	0	2	1	1	0	0	13		
32	Mone Jones	g	0-0	0-0	0-0	0	0	0	1	0	0	1	0	0	7		
Team						2	0	2									
Totals			16-45	3-13	13-14	6	28	34	14	48	9	18	1	2	200		

Wake Forest 41 • 13-16 (5-11 ACC)

#	Player	Total			3-Ptr			Rebounds			PF	TP	A	TO	Blk	Stl	Min
		FG	FGA	FT	FTA	Off	Def	Tot									
41	Elisa Penna	f	1-8	0-2	0-0	0	3	3	2	0	3	0	0	0	0	18	
44	Ona Udoh	f	1-2	0-0	0-0	1	2	3	0	2	0	2	2	2	24		
02	Amber Campbell	g	6-13	0-1	1-4	2	3	5	4	13	1	1	0	3	40		
05	Gina Conti	g	0-0	0-0	0-0	0	0	0	1	0	1	0	0	0	12		
10	Alex Sharp	g	3-10	0-1	0-0	1	7	8	1	6	2	4	1	0	33		
11	Ivana Raca	g	2-5	2-2	3-4	1	2	3	3	9	1	0	0	1	24		
15	Kortni Simmons	g	0-1	0-0	0-0	1	0	1	1	0	1	0	1	0	4		
25	Ariel Stephenson	g	1-10	1-5	0-0	1	0	1	2	3	1	2	0	0	29		
42	Tyra Whitehead	g	3-5	0-0	0-0	1	2	3	2	6	1	1	0	2	16		
Team						0	0	0									
Totals			17-54	3-11	4-8	8	19	27	17	41	8	13	4	8	200		

Officials: Billy Smith (R), Tom Danaher, Tiara Cruise
 Technical fouls: Virginia-None. Wake Forest-None.
 Attendance: 786

Score by periods	1st	2nd	3rd	4th	Total
Virginia	5	10	16	17	48
Wake Forest	9	13	7	12	41

Last FG - VA 4th-05:28, WF 4th-00:04.
 Largest lead - VA by 9 4th-00:09, WF by 10 2nd-05:15.
 VA led for 15:17. WF led for 20:29. Game was tied for 04:14.

Points	In	Off	2nd	Fast	Bench
VA	Paint	T/O	Chance	Break	
20	14	6	0	11	
20	7	4	6	18	

Score tied - 3 times.
 Lead changed - 4 times.

Official Basketball Box Score -- Game Totals -- Final Statistics
Georgia Tech vs Virginia
03/01/18 6:00 pm at the Greensboro Coliseum - Greensboro, NC

Georgia Tech 58 • 18-13 (6-10 ACC)

#	Player	Total			3-Ptr			Rebounds			PF	TP	A	TO	Blk	Stl	Min
		FG	FGA	FT	FTA	Off	Def	Tot									
12	Breanna Brown	f	1-2	0-0	2-2	2	3	5	4	4	0	0	2	0	0	23	
13	Lorela Cubaj	f	4-8	0-0	0-0	3	2	5	3	8	1	1	0	2	33		
33	Francesca Pan	g	8-23	4-12	5-8	1	2	3	2	25	0	1	0	1	38		
41	Kierra Fletcher	g	3-9	0-0	1-1	2	5	7	3	7	4	2	0	2	37		
55	Antonia Peresson	g	1-3	1-3	0-0	0	0	0	1	3	0	0	0	0	12		
00	Imani Tilford	g	0-3	0-0	0-0	0	0	0	1	0	0	1	1	0	4		
01	Kaylan Pugh	g	2-5	0-0	1-2	2	3	5	1	5	2	1	0	2	23		
11	Edeferioka	g	0-3	0-0	0-0	1	2	3	0	0	2	0	0	0	9		
21	Zaire O'Neil	g	2-4	0-0	0-0	2	0	2	2	4	1	2	1	0	15		
24	Chanin Scott	g	0-1	0-1	2-2	1	1	2	1	2	0	0	0	0	6		
Team						0	4	4	1								
Totals			21-61	5-16	11-15	14	22	36	19	58	10	8	4	8	200		

Virginia 60 • 18-12 (10-6 ACC)

#	Player	Total			3-Ptr			Rebounds			PF	TP	A	TO	Blk	Stl	Min
		FG	FGA	FT	FTA	Off	Def	Tot									
30	Felicia Aiyetean	c	4-8	0-0	0-0	1	2	3	2	8	0	1	0	0	23		
01	Brianna Tinsley	g	0-4	0-2	0-0	0	2	2	0	0	4	0	0	0	24		
04	Dominique Toussaint	g	5-10	2-4	2-4	0	2	2	2	14	5	4	0	1	35		
13	Jocelyn Willoughby	g	1-7	0-0	2-4	2	3	5	1	4	0	1	2	0	31		
23	Alyyah Huland El	g	6-10	3-5	4-4	1	1	2	2	19	0	1	0	2	25		
03	Lauren Moses	g	4-4	0-0	4-4	1	8	9	3	12	1	2	0	1	26		
10	J'Kyra Brown	g	1-5	1-4	0-0	0	2	2	3	3	3	3	0	0	26		
14	Lisa Jablonowski	g	0-0	0-0	0-0	0	1	1	2	0	0	2	0	0	10		
Team						2	2	4									
Totals			21-48	6-15	12-16	7	23	30	15	60	13	14	2	4	200		

Officials: Maj Forsberg, Ed Sidlasky, Carla Fountain
 Technical fouls: Georgia Tech-TEAM. Virginia-None.
 Attendance: 2018 ACC Women's Tournament - Second Round
 #7-seed Virginia advances to face #2-seed Notre Dame - Friday at 6:00 pm ET

Score by periods	1st	2nd	3rd	4th	Total
Georgia Tech	18	16	14	10	58
Virginia	16	13	11	20	60

Last FG - GT 4th-00:36, VA 4th-00:53.
 Largest lead - GT by 9 3rd-03:37, VA by 3 4th-00:53.
 GT led for 34:27. VA led for 04:05. Game was tied for 01:28.

Points	In	Off	2nd	Fast	Bench
GT	Paint	T/O	Chance	Break	
22	12	16	4	11	
20	8	4	0	15	

Score tied - 4 times.
 Lead changed - 3 times.

Official Basketball Box Score -- Game Totals -- Final Statistics
Virginia vs Notre Dame
03/02/18 6:00 pm at the Greensboro Coliseum - Greensboro, NC

Virginia 47 • 18-13 (10-6 ACC)

#	Player	Total			3-Ptr			Rebounds			PF	TP	A	TO	Blk	Stl	Min
		FG	FGA	FT	FTA	Off	Def	Tot									
30	Felicia Aiyetean	c	3-8	0-0	0-0	1	2	3	0	6	2	2	3	0	18		
01	Brianna Tinsley	g	0-2	0-1	0-0	0	0	0	4	0	1	2	0	0	14		
04	Dominique Toussaint	g	4-14	1-8	0-0	1	4	5	2	9	3	4	1	1	34		
13	Jocelyn Willoughby	g	2-7	1-2	2-2	3	2	5	4	7	1	2	0	0	19		
23	Alyyah Huland El	g	3-9	3-6	4-4	1	3	4	2	13	0	2	0	0	30		
03	Lauren Moses	g	2-9	0-0	1-1	1	4	5	1	5	1	1	0	2	23		
05	Khyasia Caldwell	g	0-1	0-0	0-0	0	0	0	0	0	0	0	0	0	2		
10	J'Kyra Brown	g	2-11	1-7	0-0	0	1	1	2	5	4	1	0	1	29		
14	Lisa Jablonowski	g	1-5	0-2	0-0	2	1	3	1	2	0	0	0	1	19		
32	Mone Jones	g	0-3	0-0	0-0	0	1	1	0	0	0	1	0	1	12		
Team						6	3	9									
Totals			17-69	6-26	7-7	15	21	36	16	47	12	15	4	6	200		

Notre Dame 83 • 28-2 (15-1 ACC)

#	Player	Total			3-Ptr			Rebounds			PF	TP	A	TO	Blk	Stl	Min
		FG	FGA	FT	FTA	Off	Def	Tot									
23	Jessica Shepard	f	5-9	0-0	0-2	4	2	6	0	10	3	3	0	1	26		
33	Kathryn Westbeld	f	1-3	0-0	0-0	1	4	5	1	2	0	2	0	2	24		
03	Marina Mabrey	g	8-13	5-8	3-4	2	3	5	2	24	7	1	0	2	30		
05	Jackie Young	g	4-7	1-1	4-6	1	4	5	1	13	5	5	1	2	32		
24	Arike Ogunbowale	g	5-14	2-4	4-9	1	4	5	0	16	4	0	0	1	27		
02	Kaitlin Cole	g	1-1	0-0	0-0	0	4	4	0	2	0	0	1	1	9		
20	Nicole Benz	g	0-0	0-0	0-0	0	1	1	0	0	0	0	0	0	2		
21	Kristina Nelson	g	3-5	0-0	0-0	2	7	9	1	6	1	2	1	0	25		
32	Danielle Patterson	g	3-6	0-0	0-0	2	4	0	0	6	1	3	2	0	20		
40	Maureen Butler	g	2-2	0-0	0-0	0	1	1	0	4	0	0	0	0	5		
Team						0	4	4									
Totals			32-60	8-13	11-21	13	36	49	5	83	21	16	5	9	200		

Officials: Bryan Brunette, Bruce Morris, Jennifer Rezac
 Technical fouls: Virginia-None. Notre Dame-None

RECORD:	OVERALL	HOME	AWAY	NEUTRAL
ALL GAMES	18-13	10-6	5-6	3-1
CONFERENCE	10-6	5-3	5-3	0-0
NON-CONFERENCE	7-6	5-3	0-3	2-0
POSTSEASON	1-1	0-0	0-0	1-1

	UVA.									
Date	Rank	Opponent	Score	W/L	Rec.	ACC	Attend.	High Scorer	High Reb.	Opp. High Scr
11/10	RV	at #7 Mississippi St	68-53	L	0-1	0-0	6811	Toussaint 17	Aiyeotan 7	Vivians 22
11/12	RV	CENTRAL CONN	103-59	W	1-1	0-0	3306	Willoughby 19	Aiyeotan 10	Patterson 19
11/16	RV	GEORGIA	64-61	L	1-2	0-0	3170	Toussaint 18	FA, JB, AHE 7	Robinson 15
11/19	RV	at Dayton	61-46	L	1-3	0-0	1866	DT, JW 9	Aiyeotan 6	Scaife 17
11/21		HAMPTON	66-62	W	2-3	0-0	2546	Willoughby 15	Willoughby 6	Finney-Smith 17
11/25		HARVARD	50-48	W	3-3	0-0	2838	Moses 13	Moses 10	KB, MR 11
11/26		DUQUESNE	74-63	L	3-4	0-0	2846	Huland EI 17	Moses 6	Omogrosso 25
11/29		#15 MARYLAND	60-59	L	3-5	0-0	3082	Toussaint 18	Moses 11	SJ, KC 13
12/02		UNCG	68-50	W	4-5	0-0	2642	Brown 15	Aiyeotan 9	Soliman 15
12/04		at Rutgers	52-43	L	4-6	0-0	1368	Willoughby 14	Aiyeotan 11	Scaife 22
12/17		vs Ohio	77-59	W	5-6	0-0	200	Huland EI 17	Aiyeotan 14	Burke 14
12/18		vs Indiana	82-72	WOT	6-6	0-0	150	Brown 24	Huland EI 10	Buss 28
12/21		MANHATTAN	69-47	W	7-6	0-0	2383	Moses 16	Aiyeotan 9	Grimme 15
12/28		PITT	62-50	W	8-6	1-0	2822	Toussaint 16	Aiyeotan 10	Rodriguez 17
12/31		RV SYRACUSE	68-63	W	9-6	2-0	2979	Huland EI 15	Aiyeotan 10	Mangakahia 20
01/04		RV NC State	73-63	W	10-6	3-0	1801	Brown 18	FA/FB 5	Hawkins 14
01/07		CLEMSON	70-41	W	11-6	4-0	3995	Willoughby 16	Aiyeotan 10	Carter 12
01/11		at BC	68-57	W	12-6	5-0	1065	Willoughby 18	Willoughby 11	Bolden-Morris 14
01/14		at #16 Duke	55-48	L	12-7	5-1	3856	Huland EI 14	Willoughby 10	Brown 14
01/21		VIRGINIA TECH	61-52	W	13-7	6-1	4212	AHE, DT 14	JW, FA 8	Emery 18
01/25	RV	NORTH CAROLINA	82-70	W	14-7	7-1	2971	Huland EI 19	Moses 9	Bailey 21
01/28	RV	at Georgia Tech	62-56	W	15-7	8-1	1601	Huland EI 21	FA/BT/LM/LJ 5	Pan 16
02/01	RV	#4 Louisville	77-41	L	15-8	8-2	2877	Huland EI 9	Aiyeotan 7	Durr 21
02/08		at #12 Florida St	77-62	L	15-9	8-3	2843	Aiyeotan 15	Aiyeotan 13	Thomas 20
02/11		at Virginia Tech	64-62	W	16-9	9-3	2733	DT/JB 15	DT/JB/AHE 5	Emery 32
02/15		#5 NOTRE DAME	83-69	L	16-10	9-4	3038	JB/FA 17	Aiyeotan 11	Ogunbowale 27
02/18		MIAMI	77-62	L	16-11	9-5	3890	Toussaint 18	Toussaint 9	Davenport 19
02/22		at #4 Louisville	51-39	L	16-12	9-6	8434	Moses 10	Willoughby 11	Durr 13
02/25		at Wake Forest	48-41	W	17-12	10-6	786	Toussaint 17	Toussaint 6	Campbell 13
03/01		vs Georgia Tech	60-58	W	18-12	10-6		Huland EI 19	Moses 9	Pan 25
03/02		vs #5 Notre Dame	83-47	L	18-13	10-6		Huland EI 13	LM, JW 5	Mabrey 24
03/16		vs California	68-62	W	19-13	10-6		Aiyeotan 16	FA, JW 6	Smith 20

OPPONENT	AIYEOTAN	ALLEN	BROWN	CALDWELL	HULAND EL	JABLONOWSKI
at Miss St	4-7-0	DNP	4-4-0	2-0-0	6-0-0	5-3-0
CENT CONN	12-10-0	3-2-1	8-4-2	5-2-1	13-1-2	4-6-1
GEORGIA	8-7-1	DNP	1-7-2	0-0-0	9-7-2	0-3-0
at Dayton	5-6-0	DNP	8-5-1	0-0-0	8-3-1	0-3-2
HAMPTON	2-3-0	DNP	6-3-2	DNP	13-3-2	4-3-1
HARVARD	6-7-2	DNP	3-1-0	DNP	8-5-4	2-6-1
DUQUESNE	2-5-2	DNP	15-4-2	0-0-0	17-4-0	6-4-2
MARYLAND	10-6-0	DNP	11-1-4	DNP	9-1-1	0-1-0
UNCG	8-9-1	4-0-1	15-6-4	0-0-0	13-3-2	2-4-2
at Rutgers	6-11-1	0-0-0	13-6-3	0-0-0	3-4-2	2-4-2
vs Ohio	10-14-0	2-2-0	14-5-6	0-0-0	17-3-1	6-3-1
vs Indiana	10-3-2	DNP	24-4-2	DNP	7-10-1	2-5-2
MANHATTAN	7-9-0	0-1-0	8-3-4	4-0-0	7-2-2	8-3-2
PITTSBURGH	10-10-1	DNP	9-2-1	DNP	10-2-0	4-3-1
SYRACUSE	12-10-3	INJ	12-6-3	DNP	15-5-2	2-0-0
at NC State	4-5-0	INJ	18-5-2	DNP	13-4-1	3-3-2
CLEMSON	10-10-2	INJ	5-1-3	2-0-0	8-2-3	2-5-1
at Boston College	6-4-0	INJ	12-7-1	DNP	7-2-2	2-5-0
at Duke	2-6-1	INJ	7-2-2	DNP	14-3-3	2-1-0
VIRGINIA TECH	4-8-0	DNP	6-5-3	DNP	14-4-0	0-1-3
UNC	6-5-0	DNP	11-3-0	DNP	19-2-2	0-6-5
at Georgia Tech	8-5-2	DNP	9-3-4	DNP	21-3-1	0-5-1
LOUISVILLE	8-7-0	DNP	8-2-3	0-0-0	9-6-0	0-0-1
at Florida State	15-13-1	DNP	3-2-2	0-0-0	13-5-0	2-1-0
at Virginia Tech	6-4-0	DNP	15-5-0	DNP	5-5-2	0-2-1
NOTRE DAME	17-11-1	DNP	17-4-3	DNP	2-3-2	2-2-2
MIAMI	9-8-0	DNP	11-2-4	0-0-0	0-2-1	2-1-0
at Louisville	2-3-0	DNP	5-3-2	DNP	4-1-1	4-4-1
at Wake Forest	4-5-0	DNP	3-3-0	DNP	0-2-3	2-5-1
vs Georgia Tech	8-3-0	DNP	3-2-3	DNP	19-2-0	0-1-0
vs Notre Dame	6-3-2	DNP	5-1-4	0-0-0	13-4-0	2-3-0
vs Cal	16-6-0	DNP	11-2-7	DNP	12-1-1	2-0-4

OPPONENT	JONES	MOSES	PAYNE	TINSLEY	TOUSSAINT	WILLOUGHBY
at Miss State	0-0-2	2-3-1	DNP	7-2-1	17-6-3	6-6-0
CENT CONN	6-0-2	9-6-2	4-3-0	3-4-3	17-2-3	19-4-2
GEORGIA	0-0-0	5-0-1	DNP	3-1-1	18-3-5	17-2-0
at Dayton	0-1-1	7-5-0	DNP	0-1-0	9-2-4	9-5-1
HAMPTON	INJ	9-5-0	DNP	6-1-0	14-3-6	15-6-0
HARVARD	INJ	13-10-0	DNP	1-1-0	5-3-2	12-8-1
DUQUESNE	INJ	3-6-1	DNP	3-2-3	11-2-1	6-4-2
MARYLAND	INJ	3-11-2	DNP	0-2-2	18-2-2	8-7-1
UNCG	INJ	INJ	0-0-0	4-1-3	11-4-1	11-2-1
at Rutgers	INJ	INJ	DNP	5-1-0	2-0-0	14-2-1
vs Ohio	INJ	7-5-0	1-3-0	3-3-5	13-6-5	4-3-2
vs Indiana	INJ	14-0-1	DNP	5-4-4	12-3-4	8-2-1
MANHATTAN	INJ	16-4-0	0-0-0	8-1-2	5-4-5	6-4-1
PITTSBURGH	INJ	4-7-0	DNP	5-1-1	16-4-7	4-9-0
SYRACUSE	DNP	5-2-1	DNP	5-3-1	9-5-6	8-1-0
at NC State	DNP	9-3-0	DNP	5-1-2	11-4-1	10-3-2
CLEMSON	1-1-0	11-3-1	0-0-0	5-1-1	10-3-5	16-5-0
at Boston College	0-0-0	6-3-1	DNP	5-0-1	12-2-7	18-11-3
at Duke	DNP	0-3-1	DNP	6-3-3	6-0-3	11-10-1
VIRGINIA TECH	0-0-0	11-7-1	DNP	3-1-0	14-3-3	10-8-0
NORTH CAROLINA	0-0-0	14-9-1	DNP	10-2-3	13-4-5	9-4-2
at Georgia Tech	DNP	6-5-0	DNP	8-5-1	4-3-2	6-3-1
LOUISVILLE	0-0-0	2-3-0	0-0-0	4-2-1	4-2-2	6-4-1
at Florida State	1-0-0	5-4-1	DNP	3-0-0	12-6-6	8-10-2
at Virginia Tech	0-2-1	8-3-1	DNP	2-2-0	15-5-2	13-4-4
NOTRE DAME	0-1-0	9-4-3	DNP	6-1-1	11-2-1	5-5-0
MIAMI	INJ	3-4-1	DNP	13-1-1	18-9-7	6-8-0
at Louisville	DNP	10-9-0	DNP	2-0-0	5-5-5	7-11-0
at Wake Forest	0-0-0	6-3-0	DNP	2-3-3	17-6-2	14-5-0
vs Georgia Tech	DNP	12-9-1	DNP	0-2-4	14-2-5	4-5-0
vs Notre Dame	0-1-0	5-5-1	DNP	0-0-1	9-5-3	7-5-1
vs Cal	DNP	2-5-3	DNP	2-3-0	10-3-3	13-6-2

	Field Goal %		3-Point FG %		Free Throw Pct.		Rebounds	Turnovers
	Virginia	Opponent	Virginia	Opponent	Virginia	Opponent	UVA-Opp	UVA-Opp
at Miss St	19-48 (.396)	25-63 (.397)	3-9 (.333)	9-27 (.333)	12-15 (.800)	9-11 (.818)	34-35 (-1)	23-17 (+5)
CENTRAL CONN	43-78 (.551)	17-55 (.309)	8-18 (.444)	10-33 (.303)	9-17 (.529)	15-23 (.652)	47-35 (+12)	9-22 (-13)
GEORGIA	21-52 (.404)	26-68 (.382)	6-13 (.462)	5-21 (.238)	13-20 (.650)	7-8 (.875)	35-40 (-5)	21-15 (+6)
at Dayton	18-67 (.269)	21-57 (.368)	5-15 (.333)	5-25 (.200)	5-6 (.833)	14-16 (.875)	35-53 (-18)	15-23 (-8)
HAMPTON	26-52 (.667)	21-61 (.344)	6-16 (.375)	11-28 (.393)	8-12 (.667)	9-15 (.600)	32-40 (-8)	13-13 (E)
HARVARD	16-62 (.258)	18-47 (.383)	5-21 (.238)	4-16 (.250)	13-23 (.565)	8-10 (.800)	45-35 (+10)	13-20 (-7)
DUQUESNE	23-63 (.365)	23-58 (.397)	8-22 (.364)	9-23 (.391)	9-13 (.692)	19-22 (.864)	35-42 (-7)	13-14 (-1)
MARYLAND	25-56 (.446)	23-63 (.365)	4-12 (.333)	5-15 (.333)	5-9 (.556)	9-16 (.563)	37-38 (-1)	21-18 (+3)
UNCG	26-56 (.565)	18-54 (.333)	9-15 (.600)	4-15 (.267)	7-14 (.500)	10-14 (.714)	35-26 (+9)	20-14 (+6)
at Rutgers	16-45 (.356)	18-52 (.346)	6-16 (.375)	3-18 (.167)	5-8 (.625)	13-21 (.619)	29-38 (-9)	12-8 (+4)
vs Ohio	30-62 (.484)	19-55 (.345)	9-18 (.500)	12-39 (.308)	8-12 (.667)	9-14 (.643)	51-22 (+29)	18-12 (+6)
vs Indiana	28-62 (.452)	25-57 (.439)	7-21 (.333)	8-23 (.348)	19-23 (.826)	14-19 (.737)	37-29 (+8)	23-22 (+1)
MANHATTAN	28-53 (.509)	19-55 (.345)	3-13 (.231)	5-23 (.217)	12-15 (.800)	4-4 (1.000)	32-31 (+1)	15-21 (-6)
PITTSBURGH	20-57 (.351)	19-55 (.345)	6-18 (.333)	8-18 (.444)	16-18 (.889)	4-5 (.800)	43-32 (+11)	13-15 (-2)
SYRACUSE	23-57 (.404)	21-57 (.368)	8-22 (.364)	13-34 (.382)	14-22 (.636)	8-11 (.727)	38-37 (-1)	16-23 (-7)
at NC State	23-54 (.426)	22-60 (.367)	9-21 (.429)	6-19 (.316)	18-25 (.720)	13-24 (.542)	38-39 (-1)	15-18 (-3)
CLEMSON	28-56 (.500)	19-50 (.380)	6-18 (.333)	2-7 (.286)	8-13 (.615)	1-7 (.143)	36-30 (+6)	11-19 (-8)
at Boston College	28-56 (.500)	20-48 (.417)	6-14 (.429)	9-27 (.333)	6-8 (.750)	8-12 (.667)	35-24 (+11)	16-15 (+1)
at Duke	19-51 (.373)	17-44 (.386)	10-25 (.400)	5-16 (.313)	0-0 (.000)	16-21 (.762)	32-30 (+2)	19-13 (+6)
VIRGINIA TECH	22-57 (.386)	20-71 (.282)	4-17 (.235)	4-28 (.143)	13-13 (1.000)	8-15 (.533)	41-47 (-6)	14-13 (+1)
UNC	32-66 (.485)	28-66 (.424)	9-22 (.409)	5-16 (.313)	9-10 (.900)	9-12 (.750)	38-34 (+4)	11-10 (+1)
at Georgia Tech	21-41 (.512)	22-72 (.306)	5-12 (.789)	0-9 (.000)	15-19 (.789)	12-20 (.600)	36-35 (+1)	26-12 (+14)
LOUISVILLE	17-49 (.347)	32-71 (.451)	3-14 (.214)	4-15 (.267)	4-9 (.444)	9-10 (.900)	28-45 (-17)	22-8 (+14)
at Florida State	23-66 (.348)	27-57 (.474)	5-19 (.263)	8-18 (.444)	11-14 (.786)	15-20 (.750)	43-32 (+11)	16-11 (+5)
at Virginia Tech	21-60 (.417)	23-51 (.451)	5-13 (.385)	7-23 (.304)	9-12 (.750)	9-15 (.600)	36-31 (+5)	10-13 (-3)
NOTRE DAME	25-64 (.391)	33-60 (.550)	4-15 (.267)	5-11 (.455)	15-21 (.714)	12-13 (.923)	38-32 (+6)	15-15 (E)
MIAMI	21-61 (.344)	25-64 (.391)	9-26 (.346)	7-19 (.368)	11-18 (.611)	20-28 (.714)	38-49 (-11)	13-8 (+5)
at Louisville	13-49 (.265)	19-50 (.380)	2-19 (.105)	4-14 (.286)	11-15 (.733)	9-10 (.900)	37-33 (+4)	21-15 (+6)
at Wake Forest	16-45 (.356)	17-54 (.315)	3-13 (.231)	3-11 (.273)	13-14 (.929)	4-8 (.500)	34-27 (+7)	18-13 (+5)
vs Georgia Tech	21-48 (.438)	21-61 (.344)	6-15 (.400)	5-16 (.313)	12-16 (.750)	11-15 (.733)	30-36 (-6)	14-8 (+6)
vs Notre Dame	17-69 (.246)	32-60 (.533)	6-26 (.231)	8-13 (.615)	7-7 (1.000)	11-21 (.524)	49-36 (-13)	15-16 (-1)
vs Cal	26-66 (.394)	25-56 (.446)	7-19 (.368)	7-17 (.412)	9-10 (.900)	5-8 (.625)	31-38 (-7)	6-15 (-9)

VIRGINIA	OPPONENT
Bench Points 654 (20.4 ppg)	481 (15.0 ppg)
FG Percentage- Home 395-872 (.452)	365-955 (.382)
FG Percentage- Road 221-582 (.380)	231-608 (.416)
FG Percentage- Neutral 122-307 (.397)	122-289 (.422)
Most Points - Quarter 32 (1st) vs CCSU	28 (1st) vs Ohio
Fewest Points- Quarter 5 (2x) last (2nd) at Duke	6 (2nd) vs Ohio
Most Points at the Half 63 vs CCSU	34 vs Maryland
Fewest Points at the Half 17 at Rutgers	20 (2x) last vs Clemson
Largest Halftime Lead 29 vs CCSU	
Largest Halftime Deficit 21 at Louisville	

VIRGINIA'S RECORD WHEN

Game decided by 10 pts or less	11-4
Leading at halftime	14-1
Trailing at halftime	5-12
Tied at halftime	0-0
Went into overtime	1-0
Leading by 10 or more points	14-1
Shot FG 50% or better	7-0
Shot FG less than 50%	12-12
Shot FG less than 40%	5-11
Shot FG 40% or better	13-2
Holding opponent under 60 pts	12-2
Scoring 30-39 points	0-1
Scoring 40-49 points	1-4
Scoring 50-59 points	1-3
Scoring 60-69 points	10-5
Scoring 70-79 points	4-0
Scoring 80-89 points	2-0
Scoring 90-100 points	0-0
Scoring over 100 points	1-0
Outrebounding opponent	14-4
Being outrebounded	5-9
Tied in rebounding	0-0
Have fewer TOs than opponent	9-3
Committing 15 or less TOs	10-4

SCORING BENCHMARKS
GAMES WITH 20 OR MORE POINTS IN 17-18

J'Kyra Brown	1
Aliyah Huland El	1

GAMES WITH 10 OR MORE POINTS IN 17-18

Dominique Toussaint	22
Aliyah Huland El	16
J'Kyra Brown	14
Jocelyn Willoughby	14
Felicia Aiyeotan	10
Lauren Moses	8
Brianna Tinsley	2

GAMES WITH 10 OR MORE REBOUNDS IN 17-18

Felicia Aiyeotan	8
Jocelyn Willoughby	4
Lauren Moses	2
Aliyah Huland El	1

DOUBLE DOUBLES IN 17-18

Felicia Aiyeotan	7
Jocelyn Willoughby	2
Lauren Moses	1

VIRGINIA HIGHS		OPPONENT HIGHS	
Points	103 vs CCSU	83 vs Notre Dame (2x)	
FG Made	43 vs CCSU	33 vs Notre Dame	
FG Attempts	78 vs CCSU	71 vs Louisville	
FG %	.551 (43-78) vs CCSU	.550 (33-60) vs Notre Dame	
3FG Made	10 at Duke	13 vs Syracuse	
3FG Attempts	26 vs Notre Dame	39 vs Ohio	
3 pt %	.600 (9-15) vs UNCG	.615 (8-13) vs Notre Dame	
Free Throws Made	19 vs Indiana	20 vs Miami	
Free Throw Attempts	25 at NC State	28 vs Miami	
Free Throw %	1.000 (13-13) vs VT	.923 (12-13) vs Notre Dame	
	7-7 vs Notre Dame		
Rebounds	51 vs Ohio	53 at Dayton	
Assists	19 vs CCSU	21 vs Notre Dame	
Steals	13 vs CCSU	14 (2x)	
Blocked Shots	13 at Georgia Tech	8 at Miss St	
Turnovers	26 at Georgia Tech	23 at Dayton	
Fouls	23 (3x)	23 at Georgia Tech	

VIRGINIA LOWS		OPPONENT LOWS	
Points	39 at Louisville	41 vs Clemson	
FG Made	13 at Louisville	17 vs CCSU	
FG Attempts	45 at Rutgers	47 vs Harvard	
FG %	.231 (6-26) vs Notre Dame	.309 (17-55) vs CCSU 11/12	
3FG Made	2 at Louisville	0 at Georgia Tech	
3FG Attempts	9 at Miss St	7 vs Clemson	
3FG %	.105 (2-19) at Louisville	.167 (3-18) at Rutgers	
		.000 (0-9) at Georgia Tech	
Free Throws Made	0 at Duke	1 vs Clemson	
Free Throw Attempts	0 at Duke	4 vs Manhattan	
Free Throw %	.529 (9-17) vs CCSU	.143 (1-7) vs Clemson	
	.000 (0-0) at Duke		
Rebounds	28 vs Louisville	30 vs Clemson	
Assists	7 at Miss St	5 vs VT	
Steals	3 (2x) last at BC	2 vs CCSU	
Blocked Shots	0 at Louisville	0 vs Louisville	
Turnovers	6 vs Cal	8 at Rutgers	
Fouls	9 (2x) last vs Clemson	11 vs UNCG	

VIRGINIA INDIVIDUAL HIGHS		OPPONENT INDIVIDUAL HIGHS	
Points	24 Brown vs Indiana	32 Emery at VT	
FG Made	8 (2x) last Huland El vs UNC	13 Emery at VT	
FG Attempts	18 Toussaint (2x)	21 Mangakahia vs Syracuse	
FG %	.833 (5-6) (2x) last Aiyetan vs Pitt	.700 (7-10) Shepard vs Notre Dame	
3FG Made	4 (2x) last Brown vs UNCG	5 (several)	
3FG Attempts	10 Huland El vs Duquesne	13 Mangakahia vs Syracuse	
3FG Percentage	4-4 Brown vs UNCG	3-3 Confroy vs Maryland	
	4-4 Tinsley vs Miami	.714 (5-7) Patterson vs CCSU	
FT Made	6 several	8 Omogrosso vs Duquesne	
FT Attempts	8 Moses (2x) last vs Indiana	10 (2x)	
FT Percentage	6-6 (4x) last Toussaint at Wake Forest	6-6 Vojinovic vs Duquesne	
Rebounds	14 Aiyetan vs Ohio	15 Cannon vs Duquesne	
Assists	7 Toussaint (2x) last at BC	9 Cole vs Georgia	
Steals	5 (2x) last Moses vs Indiana	5 Carter vs Louisville	
Blocked Shots	6 Aiyetan (2x) last vs UNCG	4 Boehm vs Harvard	
Turnovers	8 Toussaint (2x) last at Georgia Tech	12 Mangakahia vs Syracuse	

VIRGINIA INDIVIDUALS

- **Two UVA players with double-doubles in the same game:** vs Coppin State 11/13/16 (Moses 15-10r, Huland EI 12-10a, Aiyeotan 23-12r)
- **Four players in double figures:** vs Cal 3/16/18 (Aiyeotan 16, Willoughby 13, Huland EI 12, Brown 11, Toussaint 10)
- **Five Players in double figures:** vs Cal 3/16/18 (Aiyeotan 16, Willoughby 13, Huland EI 12, Brown 11, Toussaint 10)
- **Six players in double figures:** vs Norfolk State 11/16/15 (Randolph 17, Moses 12, Brown 11, Venson 10, Mason 10, Huland EI 10, Jones 10)
- **Seven players in double figures:** vs Norfolk State 11/16/15 (Randolph 17, Moses 12, Brown 11, Venson 10, Mason 10, Huland EI 10, Jones 10)
- **Zero players in double figures:** vs Louisville, 2/1/18
- **Every Cavalier player scored:** vs CCSU 11/12/17
- **Scored 20 points:** 24, J'Kyra Brown vs Indiana 12/18/17
- **Scored 25 points:** 25, Jocelyn Willoughby at St. Joseph's, 3/17/17
- **Scored 30 points:** 34, Monica Wright vs. Green Bay, 03/21/10
- **Scored 40 points:** **48, Mimi Kennedy at North Carolina, 01/15/98
- **A non-starter scored 20 or more points:** 24, J'Kyra Brown vs Indiana, 12/18/17
- **Two or more Hoos scored 20 or more points in the same game:** vs Coppin State (Willoughby 21, Aiyeotan 23)
- **Perfect from the field (5 attempts):** 7-7, Imovbioh vs Louisville 03/01/15
- **Perfect at FT line (10 attempts):** 11-11, Monica Wright vs North Carolina, 02/15/10
- **Perfect at FT line (9 attempts):** 9-9, Lauren Moses at Richmond 11/16/16
- **Perfect at FT line (8 attempts):** 9-9, Lauren Moses at Richmond 11/16/16
- **Had 20 Free throw attempts:** **20, Brandi Teamer at Wake Forest, 1/6/05
- **Had 15 rebounds:** 15, Lauren Moses at Boston College 2/14/16
- **Had 20 rebounds:** 24, Sarah Imovbioh vs Ohio State 11/14/14
- **Had 10 assists:** 10, Aliyah Huland EI vs Coppin State 11/13/16
- **Had 6 steals:** 6, Jocelyn Willoughby at Georgia 12/19/16
- **Blocked 5 shots:** 6, Felicia Aiyeotan vs Maryland 11/29/17

VIRGINIA TEAM

- **UVA ranked in AP Top 25:** #22, 11/21/12
- **UVA ranked USA Today Top 25:** #22, 3/8/10
- **Played AP No. 1 team:** #1 Duke, L 79-58, 3/2/07
- **Defeated AP No. 1 team:** #1 Maryland, 75-74, 2/11/92
- **Defeated AP Top 10 team:** #4 Florida State 60-51, 2/16/17
- **Defeated AP Top 25 team:** #4 Florida State 60-51, 2/16/17

FIELD GOAL SHOOTING

- **Shot 60 percent:** .623 (33-53) vs Georgia Tech, 3/02/08
- **Shot 70 percent:** **.700 (42-60) at Wake Forest, 1/07/87
- **Made 40-49 field goals:** 40 vs. Coppin State, 11/13/16
- **Made 50 field goals:** **54 vs Cleveland State, 11/29/95
- **Attempted 60-69 FG:** 63 vs vs Nebraska, 11/26/16
- **Attempted 70-79 FG:** 72 vs Coppin State, 11/13/16
- **Attempted 80 FG:** 85 at NC State, 2/10/11

THREE-POINT SHOOTING

- **Shot 50 percent:** .600 (9-15) vs UNCG 12/2/17
- **Shot 60 percent:** .600 (9-15) vs UNCG 12/2/17
- **Shot 70 percent:** .750 (6-8) vs Louisville 03/01/15
- **Shot 80 percent:** .857 (6-7) vs St. John's, 03/19/88
- **Made 10 three-pt. field goals:** 10 at Duke 1/14/18
- **Attempted 20 three-pt. FG:** 22 (made 9) vs North Carolina (1/25/18)
- **UVA failed to make at least one three-pointer:** 0-10 vs. Kansas State, 11/29/13
- **Opponent failed to make at least one three-pointer:** 0-9 at Louisville, 01/18/15

FREE THROW SHOOTING

- **Shot 80 percent:** .900 (9-10) vs Cal 3/16/18
- **Shot 90 percent:** .900 (9-10) vs Cal 3/16/18
- **Shot 100 percent:** 1.000 (7-7) vs Notre Dame 3/2/18
- **Made 20 free throws:** 21 vs Pitt 01/24/16
- **Made 30 free throws:** 30 vs. North Carolina, 02/20/14
- **Attempted 0 FT:** at Duke 1/14/18
- **Attempted 30 FT:** 33 vs Louisville 03/01/15
- **Attempted 40 FT:** 44 vs. Indiana, 11/26/09
- **Attempted 50 FT:** **54 at Wake Forest, 01/6/05

SCORING

- **Scored 80 points:** 103 vs CCSU, 11/12/17
- **Scored 90 points:** 103 vs CCSU, 11/12/17
- **Scored 100 points:** 103 vs CCSU, 11/12/17

REBOUNDING

- **Had 50 rebounds:** 50 vs Coppin State 11/13/16
- **Had 60 rebounds:** 63 at Alabama, 12/21/12
- **Had 70 rebounds:** **77 vs. Rider, 12/19/96

ASSISTS

- **Had 20 assists:** 20 vs Cal, 3/16/18
- **Had 30 assists:** **37 vs. Cleveland State, 11/29/95

STEALS

- **Had 15 steals:** 15 vs Syracuse, 12/31/17
- **Had 20 steals:** 22 vs UMES, 12/17/13
- **Had 25 steals:** 26 vs. Clemson, 02/12/12
- **UVA forced 30 turnovers:** 31 at Wake, 01/10/16
- **UVA committed 30 turnovers:** 32 at Alabama, 12/21/12

MISCELLANEOUS

- **UVA in OT:** W, 82-72 vs Indiana, 12/18/17
- **UVA in 2OT:** L, 73-70 at Alabama, 12/21/12
- **UVA in 3OT:** W, 105-100 at North Carolina, 01/15/98
- **UVA shot 70% from the floor in a quarter:** .700 (7-10) 1st at Duke 1/14/18
- **UVA shot 60% from the floor in first half:** .619 (26-42) vs CCSU 11/12/17
- **UVA shot 60% from the floor in second half:** .608 (14-23) vs UIC 12/16/16
- **UVA shot less than 20% from floor first half:** .192 (5-26) at Maryland, 12/06/12
- **UVA shot less than 30% from floor first half:** .200 (7-35) vs Harvard, 11/25/17
- **UVA shot less than 30% from floor 2nd half:** .285 (6-21) vs Louisville, 2/1/18
- **UVA scored less than 15 points in first half:** 13 at Florida State, 01/8/06
- **UVA scored less than 15 points in second half:** 14 vs Louisville, 2/1/18
- **UVA held opp to less than 15 points first half:** 14 vs Wake Forest 3/2/17
- **UVA held opp to less than 15 points second half:** 11 vs Virginia Tech, 01/26/17
- **UVA held opp to less than 10 points first half:** 6 vs. Norfolk State, 12/28/12
- **UVA held opponent to less than 30 points:** 23 vs. Norfolk State, 12/28/12

**school record



1
**BRIANNA
TINSLEY**

 Freshman • Guard • 5-7
 St. Anne's-Belfield
 Madison, Va.

2
**JAE'LISA
ALLEN**

 Senior • Forward • 6-2
 White Hall High
 Pine Bluff, Ark.

3
**LAUREN
MOSES**

 Senior • Forward • 6-2
 Rancocas High
 Mount Holly, N.J.

4
**DOMINIQUE
TOUSSAINT**

 Sophomore • Guard • 5-9
 Christ the King
 Staten Island, N.Y.

5
**KHYASIA
CALDWELL**

 Freshman • Guard • 5-5
 Pocono Mountain East
 Pocono Summit, Pa.

10
**J'KYRA
BROWN**

 R-Senior • Guard • 5-11
 Rocky Mount HS
 East Carolina Univ.
 Rocky Mount, N.C.


13
**JOCELYN
WILLOUGHBY**


 Sophomore • Forward • 6-0
 Newark Academy
 East Orange, N.J.


14
**LISA
JABLONOWSKI**

 Sophomore • Forward • 6-3
 Lycee des Garcons
 Ernster, Luxembourg

20
**AMANDINE
TOI**

 Freshman • Guard • 5-10
 INSEP Academy
 Paris, France

23
**ALIYAH
HULAND EL**

 Senior • Guard • 6-1
 Randolph High
 Randolph, N.J.

30
**FELICIA
AIYEOTAN**

 Center • Sophomore • 6-9
 Blair Academy (N.J.)
 Lagos, Nigeria

32
**MONÉ
JONES**

 Forward • Junior • 6-2
 Riverside High
 Durham, N.C.

35
**SHAKYNA
PAYNE**

 Forward • R-Soph • 6-1
 SW Atlanta Christian Acad.
 Acworth, Ga.

**JOANNE
BOYLE**

 Head Coach
 Seventh Season

**TIM
TAYLOR**

 Assistant Coach
 Ninth Season

**LA'KESHIA
FRETT MEREDITH**

 Assistant Coach
 Fifth Season

**KATHERINE
GRAHAM**

 Assistant Coach
 Second Season

**SARAH
HOLSINGER**

 Asst. AD/Operations
 Seventh Season