



2019-20 Schedule (8-7, 1-3)		
November		
	6 #11/9 VIRGINIA	L, 34-48
	13 COLGATE	W, 70-54
NIT Season Tipoff, Syracuse, N.Y.		
	16 SEATTLE	W, 89-67
	20 CORNELL	W, 72-53
NIT Season Tipoff, Syracuse, N.Y.		
	23 BUCKNELL	W, 97-46
NIT Season Tipoff, Brooklyn, N.Y.		
	27 vs. Oklahoma State	L, 72-86
	29 vs. Penn State	L, 64-85
December		
Big Ten/ACC Challenge		
	3 IOWA	L, 54-68
	7 at Georgia Tech	W, 97-63
	14 at rv/-- Georgetown	L, 79-89
	18 OAKLAND	W, 74-62
	21 NORTH FLORIDA	W, 84-72
	28 NIAGARA	W, 71-47
January		
	4 NOTRE DAME	L, 87-88
	7 VIRGINIA TECH	L, 63-67
	11 at #18/18 Virginia	4:00 p.m.
	15 BOSTON COLLEGE	6:30 p.m.
	18 at Virginia Tech	12:00 p.m.
	22 at Notre Dame	7:00 p.m.
	25 PITTSBURGH	12:00 p.m.
	28 at Clemson	7:00 p.m.
February		
	1 DUKE	4/6/8 p.m.
	8 WAKE FOREST	8:00 p.m.
	11 NC STATE	7:00 p.m.
	15 at Florida State	12:00 p.m.
	19 at Louisville	7:00 p.m.
	22 GEORGIA TECH	4:00 p.m.
	26 at Pittsburgh	7:00 p.m.
	29 NORTH CAROLINA	4/6/8 p.m.
March		
	3 at Boston College	7:00 p.m.
	7 at Miami	2/4:00 p.m.
	10- ACC Tournament	TBD
	14 at Greensboro, N.C.	





Jason Benetti
Dan Dakich

Matt Park
Jim Satalin

Jonah Karp
Frankie Vernouski

Syracuse Faces Rematch With Defending Champs

Syracuse (8-7, 1-3 ACC) and defending NCAA champion #18/18 Virginia (11-3, 3-1 ACC), who opened their seasons in the Dome on Nov. 6, meet up again on Jan. 11. This time the Orane and the Cavaliers will square off in John Paul Jones Arena.



Syracuse has lost its last two outings, to ACC rivals Notre Dame (88-87) and Virginia Tech (67-63) by a combined five points. Virginia lost at Boston College (60-53) on Tuesday.

Syracuse Notes

- ✓ Syracuse won its first game in John Paul Jones Arena in 2007 but has lost the last three times it has visited Charlottesville.
- ✓ Joseph Girard III ranks second nationally in free-throw percentage (.953). He has missed just twice this season in 43 tries.
- ✓ Buddy Boeheim (3.67) is eighth nationally in 3-point field goal average.

Virginia Notes








- ✓ Virginia has maintained its standing among the nation's defensive elite this season. The Cavs have held four of its foes under 40 points.
- ✓ Mamadi Diakite has emerged as Virginia's marquee performer. The 6-9 redshirt senior is averaging 12.9 points and 6.8 rebounds per outing.
- ✓ Senior Braxton Key, who had 16 points against Boston College, is contributing averages of 10.8 points and 7.4 rebounds.

	VS.	
2019-20	Season	2019-20
8-7, 1-3	W-L	11-3, 3-1
4-6	Last 10	7-3
3-2	Last 5	3-2
73.7	PPG	55.7
66.9	OPP PPG	47.6
+6.8	Margin	+8.1
.444	FG %	.407
.390	FG % DEF	.347
.364	3PT %	.273
.308	3PT % DEF	.265
.708	FT %	.728
35.3	RPG	34.7
36.3	OPP RPG	29.4
-1.0	Margin	+5.4
16.9	Assists PG	10.8
12.0	Turnovers PG	12.1
1.4	A/T/O Ratio	1.0
4.4	Blocks PG	4.1
7.5	Steals PG	5.9

SYRACUSE STORYLINES

1. Syracuse and defending NCAA champ Virginia meet for the second time this year.
2. The Cavs have an 8-5 lead in the overall series and have won four straight.
3. Virginia leads the Division I ranks in scoring defense average (66.9) and in FG Percentage defense (.347).

SYRACUSE VETERANS

2019-20						2019-20					
No.	Player	Pos.	Class	PPG	RPG	No.	Player	Pos.	Class	PPG	RPG
	35 Buddy Boeheim	G	So.	15.3	2.1		33 Elijah Hughes	F	RJr.	19.6	4.9
<i>Career-high 26 points at Georgia Tech</i>						<i>Double-digit scoring in each of the first 15 games</i>					
<i>Seven 3-pointers at Georgetown, vs. Notre Dame</i>						<i>Career-high 33 points at Georgia Tech</i>					
	20 Robert Braswell	F	So.	1.7	1.1		35 Bourama Sidibe	F	Fr.	5.5	7.7
<i>Season-best six points versus Niagara</i>						<i>12 points and 14 rebounds versus Colgate.</i>					
<i>Lower leg pain ended his season</i>						<i>Squad-best .643 field-goal percentage</i>					
	5 Jalen Carey	G	So.	1.5	3.0		10 Howard Washington	G	Jr.	2.1	1.1
<i>Started first two games of 2019-20</i>						<i>On 11/13 made first game appearance since 11/21/2018</i>					
<i>Successful surgery on his right hand 11/22</i>						<i>Career-high eight assists at Georgia Tech</i>					
	21 Marek Dolezaj	F	Jr.	9.9	6.6	Pronunciation Guide					
<i>Career-high 12 rebounds vs. Niagara</i>						Marek Dolezaj ma-WRECK DOUGH-le-ji					
<i>Season-high 19 points versus Seattle</i>						Bourama Sidibe boe-RAH-ma C-D-Bay					

SU INDIVIDUAL 3FGM AVG.

Player	Season	Games	Avg.
Buddy Boeheim	2019-20	15	3.67
Gerry McNamara	2003-04	31	3.39
Andrew White	2016-17	34	3.29
Gerry McNamara	2004-05	34	3.15
Elijah Hughes	2019-20	15	3.13
Gerry McNamara	2005-06	35	2.94
Demetris Nichols	2006-07	35	2.86
Andy Rautins	2009-10	35	2.80
Andy Rautins	2008-09	37	2.76
Trevor Cooney	2013-14	34	2.65

SU TEAM 3FGM AVG.

Season	Games	3FGM	Avg.
2019-20	15	144	9.60
2016-17	34	300	8.82
2015-16	37	315	8.51
2018-19	34	274	8.06
2005-06	35	260	7.43
2006-07	35	257	7.34
1996-97	32	233	7.28
2009-10	35	244	6.97
2008-09	38	256	6.74
2010-11	34	222	6.34



Elijah Hughes

January's Best Elijah Hughes

2 game
18.5 ppg.
4.5 rpg.
3.5 apg.
0.0 bpg.
1.5 spg.
40.0 mpg.

January Orange Notes

- ✓ **Jan. 7:** Syracuse squandered an 11-point, halftime lead, and lost to Virginia Tech, 67-63. **Elijah Hughes** led four players in double digits with eight points.
- ✓ **Jan. 5:** Syracuse announced that sophomore **Robert Braswell** would sit out the remainder of the season due to lower leg pain.
- ✓ **Jan. 4:** Notre Dame rallied from a three-point deficit in the final 1:33 to defeat the Orange, 88-87. In a 3-point shootout, both teams were 15-of-31 (.484) from the arc. Syracuse's 15 3-pointers tied the school record set in five other games.
- ✓ **Buddy Boeheim** (23) led five Syracuse players in double digits. He was joined by **Joseph Girard III** (20), **Elijah Hughes** (19), **Marek Dolezaj** (13) and **Quincy Guerrier** (10). Dolezaj had a squad-best 10 boards and seven assists.

SYRACUSE FRESHMEN

2019-20						2019-20					
No.	Player	Pos.	Class	PPG	RPG	No.	Player	Pos.	Class	PPG	RPG
2	John Bol Ajak	C	Fr.	--	--	0	Brycen Goodine	G	Fr.	1.9	1.0
<i>Pennsylvania Sports Writers Class 2A Second Team</i>						<i>2019 NEPSAC Class AA Player of the Year</i>					
<i>Ajak is redshirting in 2019-20</i>						<i>6 points, 3 steals against Bucknell</i>					
14	Jesse Edwards	C	Fr.	2.9	1.6	1	Quincy Guerrier	F	Fr.	6.1	4.9
<i>Moved to the U.S. in December 2018</i>						<i>13 points, 10 rebounds against Penn State</i>					
<i>10 points, 5 rebounds, 2 blocks against Bucknell</i>						<i>14 points, 7 rebounds versus Seattle</i>					
11	Joseph Girard III	G	Fr.	11.9	2.3	Pronunciation Guide					
<i>All-time leading scorer in NYS high school history</i>						John Bol Ajak ahhhhh-JOCK					
<i>First start vs. Seattle -- 24 points, 5 rebounds</i>						Brycen Goodine guh-DINE					
						Quincy Guerrier GURR-e-A					

ORANGE IN THE NBA

Player	at SU	Team	Notes	<i>includes games of 1/9</i>
Carmelo Anthony	2002-03	Portland	24 games, 16.1 ppg., 5.9 rpg.; 12/2 Player of the Week	
Oshae Brissett	2017-19	Toronto	12 games, 2.5 ppg., 1.7 rpg.	
Michael Carter-Williams	2011-13	Orlando	19 games, 5.2 ppg., 3.2 rpg., 2.0 apg.	
Jerami Grant	2012-14	Denver	37 games, 9.9 ppg., 3.2 rpg.	
Dion Waiters	2010-12	Miami		

ORANGE IN THE NBA G LEAGUE

Player	at SU	Team	Notes	<i>includes games of 1/9</i>
Tyus Battle	2016-19	Iowa	24 games, 7.9 ppg., 3.8 rpg.	
Oshae Brissett	2017-19	Raptors 905	13 games, 13.1 ppg., 6.9 rpg.	
Tyler Ennis	2013-14	Raptors 905	20 games, 15.6 ppg., 7.2 apg., 5.5 rpg.	
Tyler Roberson	2013-17	Agua Caliente	11 games, 5.3 ppg., 4.5 rpg.	
Andrew White	2016-17	Westchester	22 games, 14.2 ppg., 4.5 rpg.	



Elijah Hughes

December's Best Elijah Hughes

6 games
20.7 ppg.
5.3 rpg.
5.2 apg.
0.8 bpg.
0.7 spg.
38.7 mpg.

December Orange Notes

- ✓ **Dec. 28:** **Bourama Sidibe** (13 rebounds) and **Marek Dolezaj** (12 rebounds) helped Syracuse to a season-high 46 boards and a 71-57 victory against Niagara.
- ✓ **Elijah Hughes** contributed 18 points, nine rebounds and nine assists.
- ✓ **Dec. 21:** Syracuse had five players score in double digits -- **Elijah Hughes** (18 points), **Marek Dolezaj** (17 points), **Buddy Boeheim** (16 points), **Joseph Girard III** (14 points) and **Quincy Guerrier** (10 points)-- and Syracuse defeated North Florida, 84-72.

2019-20 SU Free Throw Shooting In Last 5 Minutes, OT

includes Virginia Tech game

No.	Player	5:00-2:00	1:59-1:00	:59-0:00	Total	Pct.	OT	2019-20	Pct.
33	Hughes	5-9	3-3	2-4	10-16	.625		57-74	.770
21	Dolezaj	5-12			5-12	.417		46-71	.648
1	Guerrier	3-6	1-2	1-2	5-10	.500		27-46	.587
11	Girard III	4-4		3-4	7-8	.875		41-43	.953
34	Sidibe	1-2			1-2	.500		11-23	.478
35	Boeheim							15-18	.833
0	Goodine	5-8			5-8	.625		7-10	.700
14	Edwards							3-6	.500
5	Carey							1-4	.250
10	Washington	2-2			2-2	1.000		3-3	1.000
Totals		25-43	4-5	6-10	35-58	.603		211-298	.708

December Orange Notes (cont.)

- ✓ The Orange had 22 assists and just four turnovers against the Osprey. Syracuse equaled the Dome record for fewest turnovers in a game.
- ✓ **Dec. 18:** **Elijah Hughes** produced 23 points and **Joseph Girard III** added 20 to help Syracuse past Oakland, 74-62. Girard was 7-of-7 from the free-throw line and added seven assists while committing just one turnover.
- ✓ Syracuse tallied double-digit 3-point totals for the third straight game, converting 11 against the Grizzlies. Bourama Sidibe led both clubs with 13 rebounds.
- ✓ **Dec. 14:** Former BIG EAST Conference rivals Syracuse and Georgetown squared off for the 95th time in series history and the Hoyas emerged, 89-79.
- ✓ **Buddy Boeheim** scored all 25 of his points in the second half and had a career-best seven 3-pointers. **Elijah Hughes** had 18 of his 21 points in the first half and contributed a personal-best nine assists.
- ✓ **Dec. 7:** **Elijah Hughes** (33 points) and **Buddy Boeheim** (28 points) posted career-high point totals and the Orange won at Georgia Tech, 97-63.
- ✓ Syracuse posted its best-ever point total in a regular season ACC game, thanks in part to 14 3-pointers.
- ✓ **Dec. 3:** Iowa broke open a one-point game with a 21-4 run in the second half and went on to defeat Syracuse, 68-54. The contest was part of the Big Ten/ACC Challenge.
- ✓ **Marek Dolezaj** led the Orange with 12 points while **Elijah Hughes** contributed 10 points and seven rebounds.



Elijah Hughes

November's Best Elijah Hughes

7 games
19.0 ppg.
4.4 rpg.
4.3 apg.
1.3 bpg.
1.0 spg.
36.1 mpg.

November Orange Notes

- ✓ **Nov. 29:** Penn State, aided by a 57-28 rebound advantage, defeated Syracuse, 85-64, in the NIT Season Tip-off in Brooklyn.
- ✓ **Elijah Hughes** had 19 points and **Quincy Guerrier** posted his first career double-double with 13 points and 10 rebounds.
- ✓ **Nov. 27:** **Elijah Hughes** had a career-best 28 points but it was not enough in an 86-72 loss to Oklahoma State in Brooklyn.
- ✓ **Joseph Girard III** had 12 points and a squad-best nine assists versus the Cowboys.
- ✓ **Nov. 23:** **Buddy Boeheim** had a career-high 22 points and the SU beat Bucknell, 97-46.
- ✓ The Orange led by as many as 53 against Bucknell, keyed by 37-of-66 (.561) shooting. **Elijah Hughes** added 21 points.
- ✓ **Nov. 20:** **Elijah Hughes** had 22 points and **Buddy Boeheim** added 16 to help Syracuse past Cornell, 72-53.
- ✓ Syracuse beat the Big Red for the 40th straight time in the 125th overall matchup.
- ✓ **Nov. 16:** **Joseph Girard III** scored a game-high 24 points and SU beat Seattle, 89-67.
- ✓ **Marek Dolezaj** and **Elijah Hughes** added 19 and 15 points, respectively.
- ✓ **Nov. 13:** The Orange overcame a 9-1 deficit, and emerged from their 172nd meeting with Colgate, 70-54. It marked Syracuse's 54th straight win against the Raiders.
- ✓ **Buddy Boeheim** tossed in 17 points and six rebounds and **Bourama Sidibe** posted 12 points and 14 rebounds.

ORANGE CAREER TOTALS

Includes Virginia Tech game

Double-Digit Scoring Games

Name	2019-20	Total
Elijah Hughes	15	40
Buddy Boeheim	12	23
Marek Dolezaj	7	17
Joseph Girard III	9	9
Quincy Guerrier	6	6
Bourama Sidibe	2	5
Jalen Carey		2
Jesse Edwards	1	1

20 + Point Games

Name	2019-20	Total
Elijah Hughes	5	10
Buddy Boeheim	4	5
Joseph Girard III	4	4
Jalen Carey		1
Marek Dolezaj		1

10 + Rebound Games

Name	2019-20	Total
Bourama Sidibe	3	6
Marek Dolezaj	2	3
Quincy Guerrier	1	1
Elijah Hughes		1

Double-Double

Name	2019-20	Total
Bourama Sidibe	2	4
Marek Dolezaj	1	1
Quincy Guerrier	1	1
Elijah Hughes		1

3+ Block Games

Name	2019-20	Total
Bourama Sidibe	2	4
Marek Dolezaj	3	4
Quincy Guerrier	1	1
Elijah Hughes		1

3+ Steal Games

Name	2019-20	Total
Marek Dolezaj	4	10
Elijah Hughes		4
Jalen Carey		3
Bourama Sidibe	3	6
Joseph Girard III	2	2
Brycen Goodine	1	1
Buddy Boeheim		1
Robert Braswell		1

Starts

Name	2019-20	Total	Consec.
Elijah Hughes	15	49	49
Buddy Boeheim	15	20	18
Marek Dolezaj	15	40	15
Bourama Sidibe	15	15	15
Joseph Girard III	13	13	13
Jalen Carey	2	4	

- ✓ **Elijah Hughes** tallied a career-high eight assists to go with 14 points.
- ✓ **Nov. 6:** Defending NCAA champion Virginia limited Syracuse to its lowest point total since 1945 in a 48-34, Cavalier victory.
- ✓ **Elijah Hughes** had 14 points and **Marek Dolezaj** had nine rebounds for the Orange.

SYRACUSE-VIRGINIA SERIES



ALL-TIME SERIES

Overall	Virginia leads, 8-5
Home Total (Dome)	Virginia leads, 4-2
Away Total (John Paul Jones Arena)	Virginia leads, 3-1
Neutral Site	Syracuse leads, 2-1
Current SYR Streak	L4
Longest SYR Winning Streak	3 (1990-2008)
Longest SYR Losing Streak	4 (2018-present)
Largest SYR Margin of Victory	6 (68-62, 3/27/2016)
Largest SYR Margin of Defeat	26 (79-53, 3/4/2019)

ALL-TIME RESULTS

Date	Site	W-L	SU-OPP
3/22/1984	The Omni	L	55-63
<i>Wilson's 17 points guides Virginia to win.</i>			
3/18/1990	Richmond Coliseum	W	63-61
<i>Coleman's 19 point, 10 rebound double-double bests UVA.</i>			
12/5/2007	JPJ Arena	W	70-68
<i>Greene pours in 20 points to beat UVA on the road.</i>			
11/28/2008	Carrier Dome	W	73-70
<i>Rautins and Flynn score 15 each to lead Orange.</i>			
3/1/2014	JPJ Arena	L	56-75
<i>Brogdon's 19 points too much for Orange.</i>			
3/2/2015	Carrier Dome	L	47-59
<i>Perrantes dishes out 10 assists in route to UVA victory.</i>			
1/24/2016	JPJ Arena	L	65-73
<i>Gbinije's 24 points not enough for Syracuse</i>			
3/27/2016	United Center	W	68-62
<i>Richardson scores 23 to advance Orange to Final Four.</i>			
2/4/2017	Carrier Dome	W	66-62
<i>White III and Battle score 23 each to down Cavaliers.</i>			
1/9/2018	JPJ Arena	L	61-68
<i>Guy hits five threes in route to 22 points to knock off Cuse.</i>			
2/3/2018	Carrier Dome	L	44-59
<i>Hunter's 15 bench points leads the way for UVA win.</i>			
3/4/2019	Carrier Dome	L	53-79
<i>Virginia makes 18 3-pointers, a record for an SU opponent.</i>			
11/6/2019	Carrier Dome	L	34-48
<i>The Cavs limit SU to its lowest point total since Feb. 21, 1945</i>			

TEAM HIGHS

Points: 73 (at SU, 11/28/2008)
Rebounds: 41 (at Virginia, 1/9/2018)
Assists: 16 (at The Omni, 3/22/1984)
Steals: 11 (at The United Center, 3/27/2016); (at SU, 2/4/2017)
Blocks: 9 (at SU, 12/28/2008)
Fewest Turnovers: 5 (at Virginia, 3/1/2014)
Field Goals Made: 26 (at Virginia, 12/5/2007)
Field Goal Attempts: 61 (at The Omni, 3/22/1984)
Best FG Percentage: .548, 23-of-42 (at SU, 2/4/2017)
Free Throws Made: 27 (at SU, 11/28/2008)
Free Throw Attempts: 38 (at SU, 11/28/2008)
Best FT Percentage: .909, 10-of-11 (at Virginia, 12/5/2007)
3-Point FGs Made: 13 (at Virginia, 1/24/2016)
3-Point FGs Attempted: 30 (at Virginia, 1/24/2016)
Best 3-Point FG Percentage (min. 5 made): .389, 7-of-18 (at SU, 2/4/2017)



The Orange made their most recent trip to the Final Four after defeating Virginia in March of 2016.

INDIVIDUAL HIGHS

Points: 24, Michael Gbinije (at Virginia, 1/14/2016)
Rebounds: 16, Paschal Chukwu (at Virginia, 1/9/2018)
Assists: 9, Derrick Coleman (at Richmond Coliseum, 3/18/1990)
Steals: 4, Michael Gbinije (at Virginia, 1/14/2016); Trevor Cooney (at The United Center, 3/27/2016)
Blocks: 5, Rick Jackson (at SU, 11/28/2008); Tyler Lydon (at The United Center, 3/27/2016)
Turnovers: 7, Frank Howard (at Virginia, 1/9/2018)
Field Goals Made: 8, Donte Greene (at Virginia, 12/5/2007); Malachi Richardson (at Virginia, 1/24/2016)
Field Goal Attempts: 20, Frank Howard (at Virginia, 1/9/2018)
Best FG Percentage (min. 7 made): .636, 7-of-11, Tyus Battle (at SU, 2/4/2017)
Free Throws Made: 10, Derrick Coleman (at Richmond Coliseum, 3/18/1990)
Free Throw Attempts: 12, Derrick Coleman (at Richmond Coliseum, 3/18/1990)
Best FT Percentage (min. 5 made): 1.000, 5-of-5, Michael Gbinije (at Virginia, 1/14/2016)
3-Point FGs Made: 6, Malachi Richardson (at Virginia, 1/24/2016)
3-Point FGs Attempted: 10, Trevor Cooney (at Virginia, 3/1/2014); Malachi Richardson (at Virginia, 1/24/2016)
Best 3-Point FG Percentage (min. 4 made): .600, 6-of-10, Malachi Richardson (at Virginia, 1/24/2016)

The Adrian Autry Show



Tuesday Nights
7:00 - 8:00 p.m.

Live from Shaughnessy's Irish Pub

ESPN
97.7/100.1FM

THE LAST TIME...

Game 1



11/9	Virginia	48
S	Syracuse	34
Nov. 6 Syracuse, N.Y. Carrier Dome		

The defending national champion Virginia Cavaliers defeated Syracuse on Atlantic Coast Conference (ACC) opening night, 48-34. Elijah Hughes' 14 points, were the most for the Orange.

"It's hard. They have guys who can guard the ball, they have shot blockers, they have good help side defense, so it's just really hard to get in a rhythm against them."

- Elijah Hughes

Virginia opened up an early 10-2 lead in the first 10 minutes of the contest. The teams shot a combined 5-for-25 from the field in that span. The Cavaliers converted only one-of-seven 3-point attempts, while the Orange missed all five of its attempts from three. With 1:22 left in the opening half and Syracuse down by seven points, a Joseph Girard III shot from behind the arc bounced around the rim and in to bring 'Cuse back to within four. Virginia took a 25-19 lead at the half.

With 8:32 to play, Virginia's Kody Stattman drilled a 3-point bucket to give his team a 42-27 cushion that carried the Cavaliers to victory.

Syracuse forced 16 Virginia turnovers. The Orange capitalized with 10 points off those miscues.

Visitor: Virginia (1-0)

PLAYER	FG-FGA	3G-3GAT	FT-FTA	PF	TP	A	TO	B	S	MP
Diakite f	6-10	0-0	0-0	6	1	12	1	2	2	35
Clark g	3-9	2-8	2-2	11	0	10	7	3	0	40
Key g	3-10	0-5	1-2	10	2	7	2	2	0	33
Morsell g	1-6	1-6	0-0	2	2	3	1	2	1	26
Woldetsaie g	0-4	0-3	0-0	0	1	0	2	2	0	13
Huff	5-6	0-0	1-2	12	1	11	1	2	0	29
Stattman	2-4	1-3	0-0	3	0	5	2	1	1	21
McKoy	0-0	0-0	0-0	0	0	0	1	0	0	3
TEAM				3						
TOTALS	20-49	4-25	4-6	47	7	48	14	16	4	200

Total FG%	1st Half: 7-27 .259	2nd Half: 6-28 .214	Game: .236
Total FG%	1st Half: 11-24 .458	2nd Half: 9-25 .360	Game: .408
3-Pt. FG%	1st Half: 2-12 .167	2nd Half: 2-13 .154	Game: .160
FThrow%	1st Half: 1-2 .500	2nd Half: 3-4 .750	Game: .667

Home: Syracuse (0-1)

PLAYER	FG-FGA	3G-3GAT	FT-FTA	PF	TP	A	TO	B	S	MP
Hughes f	4-14	3-10	3-5	5	2	14	1	1	1	40
Dolezaj f	2-8	0-2	0-0	9	3	4	2	2	0	40
Sidibe f	1-2	0-0	0-0	2	4	2	0	1	0	22
Boenheim g	3-12	1-8	0-0	2	1	7	1	1	1	32
Carey g	1-6	0-0	0-2	5	0	2	1	1	0	18
Girard III	1-6	1-4	0-0	0	1	3	2	2	0	22
Edwards	1-1	0-0	0-0	1	0	2	0	0	1	5
Guerrier	0-4	0-3	0-0	0	1	0	0	0	0	13
Goodine	0-2	0-2	0-0	0	0	0	0	0	0	8
TEAM				4						1
TOTALS	13-55	5-29	3-7	28	12	34	7	9	3	200

Total FG%	1st Half: 7-27 .259	2nd Half: 6-28 .214	Game: .236
3-Pt. FG%	1st Half: 3-14 .214	2nd Half: 2-15 .133	Game: .172
FThrow%	1st Half: 2-5 .400	2nd Half: 1-2 .500	Game: .429

Officials: Clarence Armstrong, Doug Simons, Jamie Luckie
Technical fouls: Virginia - none, Syracuse - none
Attendance: 22,518

Score by Periods	1st	2nd	Total
Virginia	25	23	48
Syracuse	19	15	34



Includes games of Jan. 9

Team	Stat	NCAA	ACC
W-L %	.533	180th	12th
Scoring	73.7	131st	6th
Scoring Defense	66.9	131st	10th
Scoring Margin	+6.8	111th	8th
Rebounds	35.27	206th	9th
Off. Rebounds	10.00	200th	9th
Def. Rebounds	25.27	226th	11th
Rebound Margin	-1.0	239th	13th
Assists	16.9	17th	2nd
Assist:TO Ratio	1.41	11th	3rd
Turnovers	12.0	48th	5th
Turnovers Forced	13.93	181st	8th
Turnover Margin	1.9	84th	9th
Steals	7.5	108th	8th
Blocks	4.4	56th	5th
FG %	.444	147th	6th
FG % Defense	.390	45th	3rd
3FG	9.6	30th	3rd
3FG %	.364	57th	4th
3FG % Defense	.308	93rd	4th
FT %	.708	153rd	9th
Individual			
Points Per Game	Stat	NCAA	ACC
Elijah Hughes	19.6	36th	2nd
Free-Throw Percentage			
Joseph Girard III	.953	2nd	1st
3-pt Field Goal Attempts			
Buddy Boeheim	135	11th	1st
Elijah Hughes	116	40th	2nd
3-pt Field Goal Made			
Buddy Boeheim	55	8th	1st
Elijah Hughes	47	24th	2nd
3-pt Field Goal Average			
Buddy Boeheim	3.67	8th	1st
Elijah Hughes	3.13	22nd	2nd
3-pt Field Goal Percentage			
Buddy Boeheim	.407	41st	3rd
Assists Per Game			
Elijah Hughes	4.5	91st	8th
Assist Turnover Ratio			
Elijah Hughes	2.13	68th	6th
Minutes Played Average			
Elijah Hughes	37:37	8th	1st

The Gerry McNamara Show



Monday Nights
7:00 - 8:00 p.m.

Live from Wildcat Sports Pub



SPECIALTY STATISTICS

	PP	PTO	SCP	FBP	BP
Opponent	SU-OPP	SU-OPP	SU-OPP	SU-OPP	SU-OPP
VIRGINIA	16-26	10-4	9-6	5-2	16-5
COLGATE	34-8	27-19	7-15	16-0	19-16
SEATTLE	34-26	12-14	3-9	14-6	14-14
CORNELL	24-14	13-7	9-4	12-6	13-17
BUCKNELL	40-20	37-16	15-7	28-12	27-12
vs Oklahoma State	16-34	15-21	5-16	16-35	11-14
vs Penn State	20-28	16-11	7-17	12-19	13-24
IOWA	26-24	10-14	8-15	12-5	11-8
at Georgia Tech	24-26	20-21	13-12	21-10	12-12
at Georgetown	26-22	13-10	5-16	0-11	2-9
OAKLAND	20-30	15-11	11-8	12-11	5-12
NORTH FLORIDA	30-10	18-9	14-16	10-8	13-6
NIAGARA	24-32	7-12	15-11	14-6	8-33
NOTRE DAME	26-26	9-21	14-24	14-10	11-10
VIRGINIA TECH	28-14	8-7	11-5	1-14	12-27
at Virginia					
BOSTON COLLEGE					
at Virginia Tech					
at Notre Dame					
PITTSBURGH					
at Clemson					
DUKE					
WAKE FOREST					
NC STATE					
at Florida State					
at Louisville					
GEORGIA TECH					
at Pittsburgh					
NORTH CAROLINA					
at Boston College					
at Miami					
	388-340	230-197	146-181	187-155	187-219
2019-20 Avg.	25.9-22.7	15.3-13.1	9.7-12.1	12.5-10.3	12.5-14.7
2018-19 Avg.	27.6-21.2	19.2-19.9	10.0-8.8	7.8-5.1	11.2-15.5
2017-18 Avg.	26.0-23.6	12.7-12.2	11.1-10.6	4.8-6.6	6.9-14.9
2016-17 Avg.	26.2-27.2	15.6-13.5	11.7-12.1	8.0-7.6	14.7-16.7
2015-16 Avg.	26.3-28.8	14.7-12.5	11.5-11.7	7.0-6.3	12.8-19.2
2014-15 Avg.	33.1-26.1	15.5-11.3	12.5-10.9	8.9-6.7	10.2-14.6
2013-14 Avg.	29.9-22.0	16.2-8.7	13.1-9.8	7.3-5.1	11.8-13.4
2012-13 Avg.	32.7-22.3	16.2-12.5	12.8-10.4	10.1-6.7	18.3-15.2
2011-12 Avg.	34.1-23.9	19.9-10.0	12.8-11.7	13.2-6.5	31.6-14.3
2010-11 Avg.	34.3-23.8	17.6-12.3	11.9-9.5	13.0-6.4	19.0-15.2
2009-10 Avg.	40.1-27.7	18.4-15.4	13.1-12.3	14.3-6.6	24.4-15.7
2008-09 Avg.	40.4-30.2	16.0-15.9	11.7-13.2	16.3-10.2	17.9-15.7
2007-08 Avg.	38.6-28.1	17.4-16.6	13.6-12.5	14.0-8.6	9.0-18.5
2006-07 Avg.	30.1-25.1	17.2-15.1	12.2-13.4	12.3-8.4	22.9-17.0
2005-06 Avg.	30.1-24.5	16.8-16.9	13.3-11.1	11.6-8.2	13.5-14.7
2004-05 Avg.	39.9-23.5	17.9-13.6	13.9-13.0	9.5-5.3	16.0-13.9
PP=points in the paint PTO=points off turnovers SCP=second chance points					
FBP=fast break points BP=bench points					

2019-20 OPPONENTS

Date	Opponent	includes games of Jan. 9		Series	Post	TV
		W-L	Rank			
11/6	VIRGINIA					ACCN
11/13	COLGATE	12-4		127-45		RSN
11/16	SEATTLE	8-9		1-0		ACCN
11/20	CORNELL	2-10		94-31		ACCN
11/23	BUCKNELL	6-10		10-1		ACCN
11/27	vs. Oklahoma State	9-5		2-4		ESPN 2
11/29	Penn State	12-3	20/20	62-44		ESPN 2
12/3	IOWA	10-5		1-3		ESPN 2
12/7	at Georgia Tech					ACCN
12/14	at Georgetown	11-5		51-44		
12/18	OAKLAND	6-11		4-0		ACCN
12/21	NORTH FLORIDA	10-8		2-0		ACCN
12/28	NIAGARA	3-10		53-28		ACCN
1/4	NOTRE DAME					ESPN 2
1/7	VIRGINIA TECH					ACCN
1/11	at Virginia	11-3	18/18	5-8		ESPN
1/15	BOSTON COLLEGE	9-6		49-26		ACCN
1/18	at Virginia Tech	11-4		9-5		RSN
1/22	at Notre Dame	10-5		29-22		ESPN 2
1/25	PITTSBURGH	11-4		71-45		ESPN
1/28	at Clemson	7-7		4-5		RSN
2/1	DUKE	14-1	2/2	6-9		ESPN
2/8	WAKE FOREST	8-6		8-1		ACCN
2/11	NC STATE	11-4		7-5		ESPN
2/15	at Florida State	14-2	10/10	7-4		ESPN
2/19	at Louisville	12-3	13/11	10-18		ESPN
2/22	GEORGIA TECH	7-8		6-6		RSN
2/26	at Pittsburgh					ESPN
2/29	NORTH CAROLINA	8-7		4-12		ESPN
3/3	at Boston College					ESPN
3/7	at Miami	9-5		19-8		ACCN
TOTAL		231-145, .614				

In-Season Media Services

Interview Opportunities

Postgame: The Syracuse lockerroom is open after Coach Boeheim's postgame press conference.

Coach Boeheim: Media should contact Pete Moore in Athletic Communications (315-443-2080) to check on Coach Boeheim's availability.

Student-Athletes and Assistant Coaches: Please respect the privacy of the student-athletes and their families by NOT contacting them directly. Interviews SHOULD NOT be conducted without making the arrangements through Pete Moore.

Attending Practice: Contact Pete Moore to obtain the practice schedule and site, to learn if the practice is open and to notify him if you plan to attend. REPORTING ON INJURIES OR THE SPECIFIC PRACTICE IS PROHIBITED.

Radio

Syracuse IMG Sports Network: Voice of the Orange Matt Park '97 and analyst Jim Satalin broadcast all of Syracuse's games on the Syracuse IMG Radio Network. The programming originates from WTKW-FM (99.5) and is carried by affiliates in New York, Pennsylvania and Vermont. WAER-FM (88.3) also carries SU men's basketball games home and away.

SU on Sirius: SIRIUS Satellite radio carries SU men's basketball games on a family of more than 120 stations. Visit www.sirius.com for a guide.

Internet

www.cuse.com: The site includes up-to-the minute SU athletics news, rosters, schedules, results and statistics for all 21 varsity sports. Broadcasts of Syracuse University men's basketball can be heard through the website as well.

Cuse.com

Coach Jim Boeheim's post-game press conference and game highlights are available on Cuse.com.

Athletic Coast Conference (www.acc.com):

The ACC website contains current news, standings, notes, results and statistics.

Athletic Communications Men's Basketball Directory

Pete Moore, director 315-443-2608
cell phone 315-952-5011
e-mail address..... pmoore@syr.edu
Susie Mehringer, assistant 315-443-2608
Brett Hetnik, assistant..... 781-534-1819

The AmeriCU Jim Boeheim Show



Thursdays
7:00 - 8:00 p.m.

Live from Carrabbas in Fayetteville

TK99
CLASSIC ROCK 99.5/105.5

CLASS OF 2020

Newton, Richmond Sign NLI With Syracuse

Woody Newton from Mt. Zion Prep and Brewster Academy (N.H.) product Kadary Richmond have signed National Letters of Intent (NLI) to enroll and play basketball for Syracuse next season, according to the University.

Newton, a 6-8, 190 forward, is a member of the Mt. Zion Prep team led by Coach Rodrick Harrison. The native of Baltimore is ranked 79th overall in the 2020 class by 247Sports.com. Newton's play helped the Warriors advance to the 2019 National Prep Championship during his junior season.

Richmond, a 6-5, 175 guard, is playing for Coach Jason Smith at Brewster Academy this season, the same school attended by current Syracuse performers Buddy Boeheim and Brendan Paul. Richmond had previously attended South Shore High School in his hometown, Brooklyn, N.Y. Richmond led the Vikings to a PSAL (Public Schools Athletic League) Championship in 2019 with the team finishing the year ranked first overall among the New York City metro area's PSAL, Catholic High School Athletic Association (CHSAA) and AIS schools by the New York State Sportswriters Association. He was the most valuable player of the City Championship Game and was the New York City Public School Player of the Year. Richmond is ranked 98th overall in the 2020 class by 247Sports.com.

The National Letter-of-Intent program was started in 1964. Administered by the Collegiate Commissioners Association (CCA), the program was designed with prospective student-athletes in mind. A signed letter-of-intent indicates a prospective student-athlete agrees to attend the designated college or university for one academic year. Institutions agree to provide athletics financial aid for one academic year to the student-athlete, provided the student-athlete is admitted to the institution and is eligible for financial aid under NCAA rules.

SU DUNK BOARD

Includes Virginia Tech game

Player	Games	Dunks	Career
Bourama Sidibe	15	13	17
Elijah Hughes	15	7	14
Quincy Guerrier	15	9	9
Marek Dolezaj	15	4	8
Jesse Edwards	12	4	4
Total	15	37	

LEAD/DEFICIT COMPARISON

Opponent	Lead	Deficit	Run	Changes	Ties	Result
VIRGINIA	2 (18:12-1st)	18 (6:00-2nd)	8-0 (1st)	1	1	L, 34-48
COLGATE	24 (7:33-2nd)	8 (14:10-1st)	11-0 (2nd)	3	4	W, 70-54
SEATTLE	23 (2:40-1st)	2 (19:03-1st)	10-0 (1st)	1	1	W, 89-67
CORNELL	19 (0:27-2nd)	3 (19:02-1st)	8-0 (2nd)	3	0	W, 72-53
BUCKNELL	53 (1:05-2nd)	0	10-0 (1st)	0	0	W, 97-46
vs. Okla. State	7 (9:06-1st)	21 (7:09-2nd)	10-0 (1st)	4	4	L, 72-86
vs. Penn State	0	21 (0:11-2nd)	8-0 (2nd)	0	1	L, 64-85
Iowa	4 (18:17-1st)	19 (4:14-2nd)	4-0 (1st-2nd)	9	6	L, 54-68
at Georgia Tech	37 (2:31-2nd)	2 (19:38-1st)	14-0 (2nd)	3	0	W, 97-63
at Georgetown	1 (19:27-1st)	16 (17:11-2nd)	6-0 (1st)	4	3	L, 79-89
OAKLAND	2 (19:39-1st)	12 (16:06-2nd)	8-0 (1st)	1	0	W, 74-62
NORTH FLORIDA	3 (14:26-1st)	13 (1:50-2nd)	11-0 (2nd)	14	9	W, 84-72
NIAGARA	20 (12:35-2nd)	0	10-0 (1st)	0	0	W, 71-57
NOTRE DAME	6 (5:25-1st)	9 (12:43-1st)	11-0 (1st)	12	9	L, 87-88
VIRGINIA TECH	11 (2:01-1st)	8 (7:46-2nd)	8-0 (1st)	4	3	L, 63-67
at Virginia						
BOSTON COLLEGE						
at Virginia Tech						
at Notre Dame						
PITTSBURGH						
at Clemson						
DUKE						
WAKE FOREST						
NC STATE						
at Florida State						
at Louisville						
GEORGIA TECH						
at Pittsburgh						
NORTH CAROLINA						
at Boston College						
at Miami						



October's Best
Elijah Hughes
2 exhibition games
 19.5 ppg.
 6.0 rpg.
 4.5 apg.
 0.5 bpg.
 1.5 spg.
 25.5 mpg.

Elijah Hughes

October Orange Notes

- ✓ **Oct. 29:** Elijah Hughes tallied 15 points and 10 rebounds, and Joseph Girard III contributed 14 points off the bench in a 77-58, exhibition-game triumph against Carleton (Canada).
- ✓ The Orange defense limited the Ravens to 21-of-54 (.389) from the field, including 4-of-23 (.174) from the 3-point line.
- ✓ **Oct. 26:** The Orange posted a 90-71 victory against Division II Daemen in an exhibition contest at the Dome. Syracuse outrebounded the Wildcats, 42-24.
- ✓ Elijah Hughes hit 8-of-11 from the field, including 5-of-7 3-point attempts, and finished with 24 points. Robert Braswell had 17 points in 22 minutes.



Wallace Jersey To Be Retired At SU

The jersey of former basketball standout John Wallace (#44) will join the most significant uniforms in Syracuse hoop history when it is officially retired in a ceremony on Saturday, February 29, 2020, in the Dome. The Orange host ACC rival North Carolina that day.

"John Wallace is one of the great all around players in Syracuse history," said Syracuse Director of Athletics John Wildhack. "He is our third all-time scorer and rebounder and ranks ninth all-time in blocked shots. All Syracuse fans will remember John hitting the 3-pointer to beat Georgia in the Sweet 16 and leading the Orange to the Championship game in 1996. John deserves to be recognized among the greatest players in our storied history."

Wallace joins a group of 14 Syracuse players who have had their jerseys retired: Carmelo Anthony, Dave Bing, Roosevelt Bouie, Derrick Coleman, Sherman Douglas, Dennis DuVal, Billy Gabor, Vic Hanson, Lawrence Moten, Louis Orr, Billy Owens, Rony Seikaly, Wilmetth Sidat-Singh and Dwayne "Pearl" Washington.

"John was one of the most important recruits we signed during my time as head coach," said Coach Jim Boeheim. "He was a high-profile player from the Rochester area who had a great impact on our program. He is very deserving of this honor. John's jersey definitely fits with the others we have retired."

ORANGE OVERSEAS

Player	at SU	Team	Notes	<i>includes games of 1/7</i>
Rakeem Christmas	2011-15	OGM Orman (Turkey)	4 games, 4.0 ppg., 2.3 rpg.	
Paschal Chukwu	2016-19	Massagno (Switzerland)	4 games, 8.3 ppg., 9.0 rpg.	
C.J. Fair	2010-13	Al Naser (United Arab Emirates)	lost 95-96 on 1/5 vs. Al Sharjah	
Michael Gbinije	2013-16	Syntainics MBC (Germany)	15 games, 11.5 ppg., 2.8 rpg.	
John Gillon	2016-17	Pieno Zvaigzdes (Lithuania)	17 games, 12.8 ppg., 4.3 apg.	
Donte Greene	2007-08	Al Ahli Jeddah (Saudi Arabia)	signed on Monday, 1/6	
Rick Jackson	2007-11	Las Animas (Chile)	10 games, 16.0 ppg., 8.0 rpg.	
Wesley Johnson	2009-10	Panathinaikos (Greece)	17 games, 3.5 ppg., 2.4 rpg.	
Kris Joseph	2008-12	ADA Blois (France)	11 games, 6.5 ppg., 4.2 rpg.	
Chris McCullough	2014-15	Anyang KGC (South Korea)	31 games, 15.3 ppg., 5.5 rpg.	
Andy Rautins	2005-10	Panathinaikos (Greece)	signed on Wednesday, 1/8	
Malachi Richardson	2015-16	Cremona (Italy)	4 games, 12.8 ppg., 4.0 rpg.	
James Southerland	2009-13	Yokohama BC (Japan)	12 games, 17.1 ppg., 7.9 rpg.	
Brandon Triche	2009-13	Pinar Karsiyaka (Turkey)	11 games, 9.8 ppg., 2.6 apg.	
Darryl Watkins	2003-07	Aguada (Uruguay)	2 games, 8.0 ppg., 5.5 rpg.	

2019-20 BY CLASS

includes Virginia Tech game

Scoring Class	PPG	Pct.
Graduate	0.0	.000
Junior	36.1	.490
Sophomore	16.3	.222
Freshman	21.3	.289
Rebounding Class	RPG	Pct.
Graduate	0.0	.000
Junior	19.7	.621
Sophomore	3.1	.097
Freshman	8.9	.282
Assists Class	APG	Pct.
Graduate	0.0	.000
Junior	9.1	.538
Sophomore	2.8	.166
Freshman	5.0	.296
Blocks Class	BPG	Pct.
Graduate	0.0	.000
Junior	3.0	.682
Sophomore	0.1	.030
Freshman	1.3	.288
Steals Class	SPG	Pct.
Graduate	0.0	.000
Junior	3.7	.500
Sophomore	1.3	.166
Freshman	2.5	.296
Field Goal Percentage Class		Pct.
Graduate		.000
Junior		.499
Sophomore		.390
Freshman		.410
3PT Field Goal Percentage Class		Pct.
Graduate		.000
Junior		.391
Sophomore		.415
Freshman		.276
Free Throw Percentage Class		Pct.
Graduate		.000
Junior		.684
Sophomore		.727
Freshman		.743

The Allen Griffin Show



Tuesday Nights
6:00 - 7:00 p.m.
 Live from Atillio's

ESPN
97.7/100.1 FM

2019-20 Syracuse Basketball Roster

Alphabetical

No.	Name	Pos.	Ht.	Wt.	Yr.	Hometown (H.S./Prep/College)
2	Ajak, John Bol	C	6-10	215	Fr.	Natinga, South Sudan (Westtown School, Pa.)
24	Belbey, Shaun	G	5-10	165	Gr.	Brick, N.J. (Christian Brothers Academy)
35	Boeheim, Buddy	G	6-6	195	So.	Fayetteville, N.Y. (Jamesville-DeWitt/Brewster Academy, N.H.)
20	Braswell, Robert	F	6-7	200	So.	Jacksonville, Fla. (Blythewood, S.C.)
5	Carey, Jalen	G	6-3	186	So.	Harlem, N.Y. (Immaculate Conception, N.J.)
21	Dolezaj, Marek	F	6-10	185	Jr.	Bratislava, Slovakia (Karlovska)
14	Edwards, Jesse	C	6-11	215	Fr.	Amsterdam, Netherlands (IMG Academy, Fla.)
32	Giancola, Nick	F	6-5	183	Jr.	Lexington, Ken. (Lexington Catholic)
11	Girard III, Joseph	G	6-1	181	Fr.	Glens Falls, N.Y. (Glens Falls)
0	Goodine, Brycen	G	6-3	183	Fr.	New Bedford, Mass. (St. Andrew's School, R.I.)
1	Guerrier, Quincy	F	6-7	220	Fr.	Montreal, Quebec (Thetford Academy, Quebec)
33	Hughes, Elijah	F	6-6	215	RJR.	Beacon, N.Y. (Beacon/Kennedy/South Kent Prep, Conn./East Carolina)
13	LaValle, Chris	G	5-11	175	Jr.	Syracuse, N.Y. (West Genesee)
12	Paul, Brendan	G	6-2	175	So.	Shaker Heights, Ohio (Hawken/Brewster Academy, N.H.)
34	Sidibe, Bourama	F	6-10	210	Jr.	Bamako, Mali (St. Benedict's Prep, N.J.)
10	Washington, Howard	G	6-3	175	Jr.	Buffalo, N.Y. (Canisius/Montverde Academy, Fla./Athlete Institute Prep)

Year indicates athletic eligibility standing

Head Coach: Jim Boeheim

Associate Head Coach: Adrian Autry

Assistant Coaches: Allen Griffin, Gerry McNamara



Orange Sign Five-Year Old Campbell

The Syracuse men's basketball team signed then five-year-old Mason Campbell to an honorary letter-of-intent on October 13, 2019 as part of the program's media day.

Campbell was brought to the Orange through Team Impact, a non-profit organization that "connects children facing serious and chronic illnesses with local college athletic teams, forming life-long bonds and life-changing outcomes."

Campbell was born in 2013 with spina bifida, a condition that occurs when the spine and spinal cord do not properly develop.

He has attended various games, practices and other team functions since "signing."

Campbell is the son of Chris and Jesse Campbell. The family resides in Minoa.

2019-20 ATTENDANCE AVG.

Rank	School	G	Attendance	Avg.
1.	Kentucky	10	199,947	19,995
2.	SYRACUSE	11	212,815	19,347
3.	North Carolina	8	152,424	19,053
4.	Tennessee	9	170,551	18,950
5.	Creighton	11	186,457	16,951
6.	Wisconsin	8	134,487	16,811
7.	Kansas	7	115,502	16,500
8.	Louisville	11	177,060	16,096
9.	Memphis	10	160,420	16,042
10.	Indiana	11	173,689	15,790


2019-20 ON-CAMPUS CROWD

Date	Game	Arena	Att.
Nov. 6	Virginia at SYR	Carrier Dome	22,518
Dec. 14	Memphis at Tenn.	Thompson-Boling Arena	21,868
Nov. 6	Notre Dame at NC	Smith Center	21,750
Dec. 28	Wisconsin at Tenn.	Thompson-Boling Arena	21,678
Dec. 3	Michigan at Louisville	KFC Yum Center	21,674
Nov. 16	Seattle at SYR	Carrier Dome	21,487
Nov. 13	Colgate at SYR	Carrier Dome	21,281
Nov. 20	Cornell at SYR	Carrier Dome	21,123
Dec. 4	Ohio State at NC	Smith Center	21,115
Jan. 4	Georgia Tech at NC	Smith Center	21,099

DOMESTIC INATING

Syracuse In The Dome

Season	W-L	Pct.	Unbeaten Start
2019-20	7-4	.636	0-1
2018-19	13-6	.684	6-0
2017-18	14-5	.737	8-0
2016-17	17-4	.810	6-0
2015-16	13-4	.765	3-0
2014-15	13-5	.722	4-0
2013-14	16-2	.889	16-0
2012-13	17-2	.895	16-0
2011-12	19-0	1.000	19-0
2010-11	16-3	.842	13-0
2009-10	17-2	.895	9-0
2008-09	16-3	.842	7-0
2007-08	16-6	.727	3-0
2006-07	18-4	.818	6-0
2005-06	14-5	.909	2-0
2004-05	16-2	.889	14-0
2003-04	14-3	.824	0-1
2002-03	17-0	1.000	17-0
2001-02	15-4	.789	6-0
2000-01	15-2	.882	6-0
1999-00	17-1	.944	13-0
1998-99	9-7	.563	3-0
1997-98	12-4	.750	8-0
1996-97	9-7	.563	1-0
1995-96	15-1	.938	10-0
1994-95	14-2	.875	12-0
1993-94	16-1	.941	4-0
1992-93	12-4	.750	7-0
1991-92	14-3	.824	13-0
1990-91	16-1	.941	8-0
1989-90	13-3	.813	7-0
1988-89	18-1	.947	10-0
1987-88	13-3	.813	8-0
1986-87	17-2	.895	11-0
1985-86	17-2	.895	14-0
1984-85	13-2	.867	6-0
1983-84	14-3	.824	4-0
1982-83	14-2	.875	8-0
1981-82	11-6	.647	2-0
1980-81	17-3	.850	2-0
Overall	583-125	.823	



Jim Boeheim is in his 44th year as head coach at Syracuse, his alma mater.

JIM BOEHEIM RECORDS

1976-present (44th season)

At Syracuse: 954-392 (.709)*
*record reflects 101 wins vacated between 2004-07 and 2010-12 by the NCAA

As an SU Player: 52-24 (.684)

As an SU Assistant: 139-65 (.681)

NCAA Tournament: 56-33 (.629)#
#record reflects 4 NCAA Tournament wins vacated between 2004-07 and 2010-12 by the NCAA

NIT: 11-8 (.579)^
^record reflects 2 NIT wins vacated between 2004-07 and 2010-12 by the NCAA

ACC Tournament: 2-5 (.286)

BIG EAST Tournament: 50-29 (.633)

In Overtime: 45-29 (.608)

Division I Coaches Wins At Alma Mater


Coach	Schools	Wins
1. JIM BOEHEIM	Syracuse	*954
2. Norm Stewart	Missouri	634
3. Slat Gill	Oregon State	599
4. Guy Lewis	Houston	592
5. Phog Allen	Kansas	588

*record reflects 101 wins vacated between 2004-07 and 2010-12 by the NCAA

Division I Coaches by Wins

Coach	Schools	Wins
1. M. KRZYZEWSKI	Army, Duke	1,146
2. JIM BOEHEIM	Syracuse	*954
3. Bob Knight	Army, Indiana, Texas Tech	902
4. Dean Smith	North Carolina	879
ROY WILLIAMS	Kansas, North Carolina	879

*record reflects 101 wins vacated between 2004-07 and 2010-12 by the NCAA



Boeheim Second All-Time In Wins

Jim Boeheim is in the midst of his 44th season as head coach at his alma mater, Syracuse. He earned the *954th win of his coaching tenure when the Orange defeated Niagara on Dec. 28.

Mike Krzyzewski (Army, Duke) is the only active Division I coach who is ahead of Boeheim on the wins and games-coached list.

Boeheim's 43 seasons completed put him first on the list of Division I coaches at their current schools. Krzyzewski is second with 38 campaigns at Duke. Boeheim leads all Division I coaches in wins at his alma mater.

954*

The Book On Boeheim

Boeheim owns a career record of *954-392 (.709).

Jim Phelan (Mt. St. Mary's, 1,355 games) is the only Division I coach who has logged more than Boeheim's 1,346 games (total reflects 101 games vacated between 2004-07 and 2010-12 by the NCAA) for coaches who have served at only one institution.

The 2019 NCAA berth gave SU 40 post-season appearances under Boeheim, including 34 NCAA Tournaments. He has guided his alma mater to the NCAA title game three times, winning it for the first time in 2003.

*record reflects 101 wins vacated between 2004-07 and 2010-12 by the NCAA



"Ball" In The Family

Basketball in the Boeheim family extends beyond Coach Boeheim. The eldest son, Jimmy, is a junior starter and leading scorer at Cornell. He graduated from Jamesville-DeWitt High School.

Buddy is a sophomore at Syracuse. He played at Jamesville-DeWitt through his junior year before spending his senior season at Brewster Academy (N.H.).

NABC Foundation Honors Boeheim

Coach Boeheim received the 2019 Court of Honor Award from the National Association of Basketball Coaches Foundation at the 10th Court of Honor Gala on Tuesday, June 18. The Court of Honor Award is presented to individuals who have roots in college basketball, values those roots, and have gone on to distinguish themselves in their profession, exhibiting the highest standards of leadership.

The Gala was held at Gotham Hall in New York City. Previous recipients have included Duke Coach Mike Krzyzewski and former Georgetown Coach John Thompson, Jr. .



Active Division I Coaches by Games

Coach	Schools	Games
1. Mike Krzyzewski	Army, Duke	1,491
2. JIM BOEHEIM	Syracuse	*1,346
3. Cliff Ellis	S. Alabama, Clemson, Auburn, Coastal Carolina	1,283
4. Bob Huggins	Walsh, Akron, Cincinnati, Kansas State, West Virginia	1,235
5. Roy Williams	Kansas, North Carolina	1,120

*total reflects 101 games vacated between 2004-07 and 2010-12 by the NCAA.

Division I Coaches 20-Win Seasons

Coach	Schools	No.
1. M. KRZYZEWSKI	Army, Duke	35
2. JIM BOEHEIM	Syracuse	*33
3. Dean Smith	North Carolina	30
4. ROY WILLIAMS	Kansas, North Carolina	29
Bob Knight	Army, Indiana, Texas Tech	29
Lute Olson	Iowa, Arizona	29

*total reflects five 20-win seasons vacated between 2004-07 and 2010-12 by the NCAA

Active Coaches in CAPS

Division I Seasons With Current School

Coach	School	Seasons
1. JIM BOEHEIM	Syracuse	43
2. M. Krzyzewski	Duke	38
3. Greg Kampe	Oakland	36
4. Bob McKillop	Davidson	30
5. Ron Cottrell	Houston Baptist	28

represents seasons completed

Division I NCAA Tournament Wins

Coach	Schools	Wins
1. M. KRZYZEWSKI	Duke	97
2. ROY WILLIAMS	N. Carolina, Kansas	79
3. Dean Smith	North Carolina	65
4. JIM BOEHEIM	Syracuse	*56
5. TOM IZZO	Michigan State	52
6. Jim Calhoun	Northeastern, Connecticut	49
7. BILL SELF	Tulsa, Illinois, Kansas	48
8. John Wooden	UCLA	47

*record reflects 4 tournament wins vacated between 2004-07 and 2010-12 by the NCAA

includes games of Jan. 9, 2020

2019-20 AP POLL

2019 Week 9		
No. Team	W-L	Points
1. Gonzaga (54)	16-1	1,607
2. Duke (9)	13-1	1,545
3. Kansas (2)	11-2	1,513
4. Baylor	11-1	1,386
5. Auburn	13-0	1,317
6. Butler	14-1	1,181
7. San Diego State	15-0	1,130
8. Michigan State	12-3	1,129
9. Oregon	12-3	1,075
10. Florida State	13-2	966
11. Ohio State	11-3	924
12. Maryland	12-2	863
13. Louisville	11-3	844
14. Kentucky	10-3	811
15. Dayton	13-2	614
16. Villanova	10-3	604
17. West Virginia	11-2	599
18. Virginia	11-2	556
19. Michigan	10-4	502
20. Penn State	12-2	456
21. Memphis	12-2	455
22. Texas Tech	10-3	287
23. Wichita State	13-1	252
24. Arizona	11-3	184
25. Colorado	12-3	81

Others receiving votes: Iowa 63, Seton Hall 48, Arkansas 38, Marquette 25, Xavier 18, Wisconsin 17, Houston 8, Creighton 6, Washington 6, VCU 5, Saint Mary's 3, Liberty 2, Northern Iowa 2, Purdue 1, BYU 1, Stephen F. Austin 1.

2019-20 USA TODAY POLL

2019 Week 9		
No. Team	W-L	Points
1. Gonzaga (27)	16-1	788
2. Duke (4)	13-1	764
3. Kansas (1)	11-2	739
4. Baylor	11-1	670
5. Auburn	13-0	626
6. Butler	14-1	598
7. San Diego State	15-0	552
8. Michigan State	12-3	518
9. Oregon	12-3	506
10. Florida State	13-2	456
11. Louisville	11-3	436
12. Ohio State	11-3	435
13. Kentucky	10-3	425
14. Maryland	12-2	407
15. Dayton	13-2	370
16. Villanova	10-3	317
17. West Virginia	11-2	276
18. Virginia	11-2	271
19. Michigan	10-4	231
20. Penn State	12-2	205
21. Texas Tech	10-3	179
22. Memphis	12-2	145
23. Wichita State	13-1	127
24. Arizona	11-3	115
25. Seton Hall	10-4	53

Others receiving votes: Colorado 46, Iowa 43, Marquette 22, Xavier 20, Arkansas 16, Houston 15, Creighton 8, Washington 6, Wisconsin 5, Florida 5, LSU 2, Purdue 2, Georgia 1.

SYRACUSE POLL POINTS

The last time . . .

SU vs. ranked team	11/6/19	#11 Virginia 48, SU 34
SU beat a ranked team	2/20/19	SU 69, #18 Louisville 49
Both ranked	11/16/18	#13 Oregon 80, #15 SU 65
Both top 10	2/22/14	#5 Duke 66, #1 SU 60
Both top 5	2/22/14	#5 Duke 66, #1 SU 60
SU vs. ranked back-to-back	3/4/19	#2 Virginia 79, SU 53
SU played #1	2/23/19	#1 Duke 75, SU 65
SU beat #1	1/14/19	SU 95, #1 Duke 91 OT
SU played #2	3/4/19	#2 Virginia 79, SU 53
SU beat #2	2/3/03	SU 67, #2 Pittsburgh 65
SU played #3	1/9/18	#3 Virginia 68, SU 60
SU beat #3	3/12/09	#18 SU 127, #3 UConn 117 6 OT
SU played #4	3/27/16	SU 68, #4 Virginia 62 (NCAA)
SU beat #4	3/27/16	SU 68, #4 Virginia 62 (NCAA)
SU played #5	3/14/19	#5 Duke 84, SU 72 (ACCT)
SU beat #5	3/18/18	SU 55, #5 Mich. State (NCAA) 53
SU played #6	1/28/17	SU 82, #6 Florida State 72
SU beat #6	1/28/17	SU 82, #6 Florida State 72
SU played #7	2/26/17	#7 Louisville 88, SU 68
SU beat #7	12/7/10	#8 SU 72, #7 Michigan State 58
SU played #8	2/13/17	#8 Louisville 76, SU 72 OT
SU beat #8	12/28/13	#2 SU 78, #8 Villanova 62
SU played #9	3/23/18	#9 Duke 69, SU 65 (NCAA)
SU beat #9	2/4/17	SU 66, #9 Virginia 62
SU played #10	1/26/19	#10 Virginia Tech 78, SU 56
SU beat #10	2/22/17	SU 78, #10 Duke 75
SU played #11	11/6/19	#11 Virginia 48, SU 34
SU beat #11	2/26/11	#17 SU 58, #11 Georgetown 51
SU played #12	3/7/18	#12 N. Carolina 78, SU 59 (ACCT)
SU beat #12	2/18/15	SU 69, #12 Louisville 59
SU played #13	11/16/18	#13 Oregon 80, #15 SU 65
SU beat #13	11/19/09	SU 95, #13 California 73
SU played #14	12/18/18	#14 Buffalo 71, SU 59
SU beat #14	3/22/12*	#2 SU 64, #14 Wisconsin 63 (NCAA)
SU played #15	1/21/17	#15 Notre Dame 85, SU 68
SU beat #15	3/30/13	#16 SU 55, #15 Marquette 39 (NCAA)
SU played #16	11/28/18	SU 72, #16 Ohio State 62
SU beat #16	11/28/18	SU 72, #16 Ohio State 62
SU played #17	11/29/16	#17 Wisconsin 77, #22 SU 60
SU beat #17	2/1/14	#2 SU 91, #17 Duke 89 OT
SU played #18	2/20/19	SU 69, #18 Louisville 49
SU beat #18	2/20/19	SU 69, #18 Louisville 49
SU played #19	3/3/12*	#2 SU 58, #19 Louisville 49
SU beat #19	3/3/12*	#2 SU 58, #19 Louisville 49
SU played #20	1/18/16	SU 64, #20 Duke 62
SU beat #20	1/18/16	SU 64, #20 Duke 62
SU played #21	1/21/13	#13 SU 57, #21 Cincinnati 55
SU beat #21	1/21/13	#13 SU 57, #21 Cincinnati 55
SU played #22	2/5/19	#22 Florida State 80, SU 62
SU beat #22	1/18/14	#2 SU 59, #22 Pittsburgh 54
SU played #23	1/13/18	#23 Florida State 101, SU 90 2OT
SU beat #23	12/20/08	SU 72, #23 Memphis 65
SU played #24	11/19/04	SU 71, #24 Memphis 62
SU beat #24	11/19/04	SU 71, #24 Memphis 62
SU played #25	1/28/16	SU 81, #25 Notre Dame 66
SU beat #25	1/28/16	SU 81, #25 Notre Dame 66
Ranked opponents in a season	15	2008-09

*wins vacated by NCAA sanctions

SU IN THE 2019-20 POLLS

Date	AP	USA Today
Preseason	rv	rv
11/11/2019	--	--
11/18/2019	--	rv
11/25/2019	--	--
12/2/2019	--	--
12/9/2019	--	--
12/16/2019	--	--
12/23/2019	--	--
12/30/2019	--	--
1/6/2020	--	--

SU'S MOST FAMILIAR FOES

Opponents	Games
1. Colgate (Nov. 13)	172
2. Cornell (Nov. 20)	125
3. Pittsburgh (Jan. 26, Feb. 26)	116
4. Penn State (Nov. 29)	106
5. Georgetown (Dec. 14)	95
Connecticut	95
7. St. John's	91
8. Niagara (Dec. 28)	82
9. Boston College (Jan. 15, Mar. 3)	75
10. Villanova	72

bold indicates 2019-20 opponent



#35 BUDDY BOEHEIM

Guard • 6-6 • 195 • Sophomore • Fayetteville, N.Y.
Jamesville-DeWitt H.S. • Brewster Acad. (N.H.)

- Boeheim has started every game this season.
- He ranks 11th in the nation in total 3-pt. made (55) eighth in 3-point field goals per game (3.79) and 11th in 3-pt. field goal attempts (135).
- Boeheim is averaging 18.4 points in his last seven games. He has scored in double figures in 13 games.
- He scored a career-high 26 points at Georgia Tech.
- Boeheim set career highs in field goals made (9) and 3-point field goals made (7) on his way to 25 points at Georgetown.
- He tied his career high with seven 3-pointers on his way to 23 points against Notre Dame. he also tied his career high with four assists against the Fighting Irish.

SEASON HIGHS

Points: 26 at Georgia Tech, 2019-20
FG Made: 9 at Georgetown, 2019-20
FG Attempted: 18 vs. Cornell, at Georgetown, 2019-20
3-Point FGM: 7 at Georgetown, vs. Notre Dame, 2019-20
3-Point FGA: 13 vs. Cornell, at Georgia Tech, Georgetown, 2019-20
FT Made: 4 at Georgia Tech, 2019-20
FT Attempted: 4 vs. Oklahoma St., at Georgia Tech, 2019-20
Rebounds: 6 vs. Colgate, North Florida, 2019-20
Off. Rebounds: 2 vs. North Florida, 2019-20
Def. Rebounds: 6 vs. Colgate, 2019-19
Assists: 4 vs. Seattle, Bucknell, Oakland, North Florida, Notre Dame, 2019-20
Steals: 2 vs. Colgate, Bucknell, Oakland, North Florida, Notre Dame, 2019-20
Blocks: 1 vs. Colgate, Virginia, 2019-20
Minutes: 40 vs. Oakland, North Florida, Notre Dame, Virginia Tech 2019-20

CAREER HIGHS

Points: 26 at Georgia Tech, 2019-20
FG Made: 9 at Georgetown, 2019-20
FG Attempted: 18 vs. Cornell, at Georgetown, 2019-20
3-Point FGM: 7 at Georgetown, Notre Dame, 2019-20
3-Point FGA: 13 vs. Cornell, at Georgia Tech, Georgetown, 2019-20
FT Made: 5 vs. Pittsburgh (ACCT), 2018-19
FT Attempted: 7 vs. Pittsburgh (ACCT), 2018-19
Rebounds: 6 vs. Colgate, North Florida, 2019-20; vs. Pittsburgh (ACCT), 2018-19
Off. Rebounds: 4 vs. Duke, 2018-19
Def. Rebounds: 6 vs. Colgate, 2019-20
Assists: 4 vs. Seattle, Bucknell, Oakland, North Florida, Notre Dame, 2019-20; vs. Pittsburgh (ACCT), 2018-19
Steals: 3 vs. Boston College, 2018-19
Blocks: 1 vs. Virginia, Colgate 2019-20; 1 at Boston College, Louisville, 2018-19
Minutes: 40 vs. Oakland, North Florida, Notre Dame, Virginia Tech, 2019-20

2019-20 GAME-BY-GAME

Opponent	MP	FG	3PT	FT	REB	F	A	T	B	S	TP
VIRGINIA *	32	3-12	1-8	0-0	2	1	1	1	1	1	7
COLGATE *	33	7-14	3-5	0-0	6	0	2	1	1	2	17
SEATTLE *	34	3-9	2-7	2-2	2	1	4	1	0	1	10
CORNELL *	37	6-18	4-13	0-0	2	1	3	0	0	1	16
BUCKNELL *	23	8-12	6-8	0-0	0	0	4	1	0	2	22
vs Oklahoma State *	29	2-11	1-7	3-4	1	1	3	2	0	0	8
vs Penn State *	39	5-16	3-8	1-3	1	1	1	3	0	0	14
IOWA *	29	2-10	1-5	2-2	1	2	3	2	0	0	7
at Georgia Tech *	33	8-15	6-13	4-4	1	3	3	3	0	1	26
at Georgetown *	36	9-18	7-13	0-0	2	5	3	1	0	0	25
OAKLAND *	40	4-12	3-11	3-3	0	1	4	1	0	2	14
NORTH FLORIDA *	40	6-13	4-10	0-0	6	2	4	1	0	2	16
NIAGARA *	34	5-11	5-9	0-0	2	3	2	1	0	0	15
NOTRE DAME *	40	8-16	7-12	0-0	2	1	4	2	0	2	23
VIRGINIA TECH*	40	4-12	2-6	0-0	4	0	0	1	0	1	10
at Virginia											
BOSTON COLLEGE											
at Virginia Tech											
at Notre Dame											
PITTSBURGH											
at Clemson											
DUKE											
WAKE FOREST											
NC STATE											
at Florida State											
at Louisville											
GEORGIA TECH											
at Pittsburgh											
NORTH CAROLINA											
at Boston College											
at Miami											

BOEHEIM'S CAREER STATISTICS

Year	TOTAL					3-PTS			REBOUNDS														
	G	GS	FG	FGA	Pct	3FG	3FGA	Pct	FT	FTA	Pct	O	D	Tot	Avg	Pf	FO	A	TO	Blk	Stl	Pts	Avg
2018-19	32	5	72	189	.381	47	133	.353	26	33	.788	18	34	52	1.6	38	0	33	25	3	18	217	6.8
2019-20	15	15	80	200	.400	55	135	.407	15	18	.833	3	29	32	2.1	22	1	41	21	2	15	230	15.3
Totals	47	20	152	389	.391	102	268	.381	41	51	.804	21	63	84	1.8	60	1	74	46	5	33	447	9.5



#20 ROBERT BRASWELL

Forward • 6-7 • 200 • Sophomore • Jacksonville, Fla.
Blythewood H.S. (S.C.)

- Braswell made his season debut in Syracuse's win against Colgate.
- Braswell scored his first points of the year against Oklahoma St.
- He was 2-for-2 from 3-point range to tie his career high with six points against Niagara.
- On Jan. 5 the team announced that Braswell would miss the remainder of the 2019-20 season because of lower leg pain.

SEASON HIGHS

Points: 6 vs. Niagara, 2019-20

FG Made: 2 vs. Niagara, 2019-20

FG Attempted: 2 vs. Colgate, Bucknell, Niagara, 2019-20

3-Point FGM: 2 vs. Niagara, 2019-20

3-Point FGA: 2 vs. Niagara, 2019-20

FT Made:

FT Attempted:

Rebounds: 2 vs. Colgate, Bucknell, Niagara, 2019-20

Off. Rebounds: 1 vs. Colgate, 2019-20

Def. Rebounds: 2 vs. Bucknell, at Georgia Tech, Niagara, 2019-20

Assists:

Steals: 2 vs. Bucknell, 2019-20

Blocks:

Minutes: 9 vs. Bucknell, 2019-20

CAREER HIGHS

Points: 6 vs. Niagara, 2019-20; vs. Arkansas State, 2018-19

FG Made: 2 vs. Niagara, 2019-20; vs. Arkansas State, St. Bonaventure, 2018-19

FG Attempted: 3 vs. St. Bonaventure, 2018-19

3-Point FGM: 2 vs. Niagara, 2019-20;

3-Point FGA: 2 vs. Niagara, 2019-20

FT Made: 2 vs. Northeastern, Arkansas State, at Virginia Tech, 2018-19

FT Attempted: 2 vs. Colgate, Northeastern, Arkansas State, at Virginia Tech, NC State, 2018-19

Rebounds: 4 vs. Eastern Washington, 2018-19

Off. Rebounds: 1 vs. Colgate, 2019-20; vs. Eastern Washington, St. Bonaventure, 2018-19

Def. Rebounds: 3 vs. Eastern Washington, 2018-19

Assists: 2 vs. Eastern Washington, 2018-19

Steals: 3 at NC State, 2018-19

Blocks: 1 vs. Arkansas State, 2018-19

Minutes: 11 vs. Eastern Washington, 2018-19

2019-20 GAME-BY-GAME

Opponent	MP	FG	3PT	FT	REB	F	A	T	B	S	TP
VIRGINIA	DNP										
COLGATE	8	0-2	0-0	0-0	2	1	0	1	0	0	0
SEATTLE	DNP										
CORNELL	DNP										
BUCKNELL	9	0-2	0-1	0-0	2	1	0	0	0	2	0
vs Oklahoma State	7	1-1	1-1	0-0	0	0	0	0	0	0	3
vs Penn State	1	0-0	0-0	0-0	0	1	0	0	0	0	0
IOWA	DNP										
at Georgia Tech	8	0-1	0-1	0-0	2	0	0	1	0	1	0
at Georgetown	DNP										
OAKLAND	DNP										
NORTH FLORIDA	8	1-1	1-1	0-0	0	0	0	0	0	0	3
NIAGARA *	7	2-2	2-2	0-0	2	0	0	0	0	0	6
NOTRE DAME	DNP										
VIRGINIA TECH	DNP										
at Virginia											
BOSTON COLLEGE											
at Virginia Tech											
at Notre Dame											
PITTSBURGH											
at Clemson											
DUKE											
WAKE FOREST											
NC STATE											
at Florida State											
at Louisville											
GEORGIA TECH											
at Pittsburgh											
NORTH CAROLINA											
at Boston College											
at Miami											

BRASWELL'S CAREER STATISTICS

Year	G	GS	TOTAL			3-PTS			FT	FTA	Pct	REBOUNDS				PF	FO	A	TO	Blk	Stl	Pts	Avg
			FG	FGA	Pct	3FG	3FGA	Pct				O	D	Tot	Avg								
2018-19	12	0	8	12	.667	1	2	.500	9	12	.750	2	8	10	0.8	2	0	5	7	1	6	26	2.2
2019-20	7	0	4	9	.444	4	6	.667	0	0	.000	1	7	8	1.1	3	0	0	2	0	3	12	1.7
Totals	19	0	12	21	.571	5	8	.625	9	12	.750	3	15	18	0.9	5	0	5	9	1	9	38	2.0



#5 JALEN CAREY

Guard • 6-3 • 186 • Sophomore • Harlem, N.Y.
Immaculate Conception H.S. (N.J.)

- Carey was a member of the starting five in the first two games of the season.
- He had surgery on his wrist and is expected to miss the remainder of the year.

SEASON HIGHS

Points: 2 vs. Virginia, 2019-20
FG Made: 1 vs. Virginia, 2019-20
FG Attempted: 6 vs. Virginia, 2019-20
3-Point FGM:
3-Point FGA:
FT Made: 1 vs. Colgate, 2019-20
FT Attempted: 2 vs. Colgate, Virginia, 2019-20
Rebounds: 5 vs. Virginia, 2019-20
Off. Rebounds: 2 vs. Virginia, 2019-20
Def. Rebounds: 3 vs. Virginia, 2019-20
Assists: 1 vs. Virginia, 2019-20
Steals: 1 vs. Virginia, 2019-20
Blocks:
Minutes: 18 vs. Virginia, 2019-20

CAREER HIGHS

Points: 26 vs. Connecticut, 2018-19
FG Made: 9 vs. Connecticut, 2018-19
FG Attempted: 14 vs. Connecticut, 2018-19
3-Point FGM: 1 vs. Eastern Washington, Connecticut, Oregon, Georgetown, 2018-19
3-Point FGA: 4 vs. Connecticut, 2018-19
FT Made: 7 vs. Connecticut, 2018-19
FT Attempted: 8 vs. Connecticut, 2018-19
Rebounds: 7 vs. Connecticut, 2018-19
Off. Rebounds: 2 vs. Virginia, 2019-20; vs. Eastern Washington, 2018-19
Def. Rebounds: 6 vs. Connecticut, 2018-19
Assists: 4 vs. Georgetown, 2018-19
Steals: 3 vs. Connecticut, Oregon, St. Bonaventure, 2018-19
Blocks: 1 vs. Morehead State, Northeastern, Georgetown, Miami, 2018-19
Minutes: 38 vs. Connecticut, 2018-19

2019-20 GAME-BY-GAME

Opponent	MP	FG	3PT	FT	REB	F	A	T	B	S	TP
VIRGINIA *	18	1-6	0-0	0-2	5	0	1	1	0	1	2
COLGATE *	6	0-2	0-0	1-2	1	1	0	2	0	0	1
SEATTLE	DNP										
CORNELL	DNP										
BUCKNELL	DNP										
vs Oklahoma State	DNP										
vs Penn State	DNP										
IOWA	DNP										
at Georgia Tech	DNP										
at Georgetown	DNP										
OAKLAND	DNP										
NORTH FLORIDA	DNP										
NIAGARA	DNP										
NOTRE DAME	DNP										
VIRGINIA TECH	DNP										
at Virginia											
BOSTON COLLEGE											
at Virginia Tech											
at Notre Dame											
PITTSBURGH											
at Clemson											
DUKE											
WAKE FOREST											
NC STATE											
at Florida State											
at Louisville											
GEORGIA TECH											
at Pittsburgh											
NORTH CAROLINA											
at Boston College											
at Miami											

CAREY'S CAREER STATISTICS

Year	TOTAL				3-PTS			REBOUNDS												Pts	Avg		
	G	GS	FG	FGA	Pct	3FG	3FGA	Pct	FT	FTA	Pct	O	D	Tot	Avg	PF	FO	A	TO			Blk	Stl
2018-19	25	2	29	74	.392	4	23	.174	25	40	.625	6	33	39	1.6	12	0	25	41	4	16	87	3.5
2019-20	2	2	1	8	.125	0	0	.000	1	4	.250	2	4	6	3.0	1	0	1	3	0	1	3	1.5
Totals	27	4	30	82	.366	4	23	.174	26	44	.591	8	37	45	1.7	13	0	26	44	4	17	90	3.3



#21 MAREK DOLEZAJ

Forward • 6-10 • 185 • Junior • Bratislava, Slovakia
Karlovska

- Dolezaj has started every game this season.
- He ranks second on the team in rebounding (6.6 rpg.).
- Dolezaj has scored in double figures in six of the last nine games and is averaging 11.1 ppg. during the stretch.
- Dolezaj was 7-for-8 from the field on his way to a season-high 19 points against Seattle.
- Dolezaj scored 17 points and dished out a career-high eight assists against North Florida.
- He recorded career highs with 12 rebounds and four blocks against Niagara.
- Dolezaj posted his first career double-double with 13 points and 10 rebounds against Notre Dame.
- He has grabbed five or more rebounds in his last seven games.

SEASON HIGHS

Points: 19 vs. Seattle, 2019-20
FG Made: 7 vs. Seattle, 2019-20
FG Attempted: 13 vs. Notre Dame, 2019-20
3-Point FGM: 1 vs. Iowa, 2010-20
3-Point FGA: 2 vs. Virginia, Oakland, 2019-20
FT Made: 7 vs. North Florida, 2019-20
FT Attempted: 10 vs. Seattle, Oklahoma St., 2019-20
Rebounds: 12 vs. Niagara, 2019-20
Off. Rebounds: 5 vs. Niagara, 2019-20
Def. Rebounds: 8 vs. Notre Dame, 2019-20
Assists: 8 vs. North Florida, 2019-20
Steals: 3 vs. Seattle, Oklahoma St., North Florida, 2019-20
Blocks: 4 vs. Niagara, 2019-20
Minutes: 40 vs. Virginia, Notre Dame, 2019-20

CAREER HIGHS

Points: 20 vs. Wake Forest (ACCT), 2017-18
FG Made: 8 vs. TCU (NCAAT), 2017-18
FG Attempted: 13 vs. Notre Dame, 2019-20; vs. TCU (NCAAT), 2017-18
3-Point FGM: 2 at Ohio State, Clemson, 2018-19
3-Point FGA: 4 vs. Clemson, 2018-19
FT Made: 8 vs. Wake Forest (ACCT), 2017-18
FT Attempted: 10 vs. Wake Forest (ACCT), 2017-18; vs. Seattle, Oklahoma St., 2019-20
Rebounds: 12 vs. Niagara, 2017-18
Off. Rebounds: 5 vs. Niagara, 2019-20; vs. Cornell, 2017-18
Def. Rebounds: 8 vs. Notre Dame, 2019-20; vs. Louisville, 2018-19
Assists: 8 vs. North Florida, 2019-20
Steals: 5 vs. Georgia Tech, 2018-19
Blocks: 4 vs. Niagara, 2019-20
Minutes: 40 vs. Virginia, Notre Dame, 2019-20

2019-20 GAME-BY-GAME

Opponent	MP	FG	3PT	FT	REB	F	A	T	B	S	TP
VIRGINIA *	40	2-8	0-2	0-0	9	3	2	2	0	0	4
COLGATE *	24	2-3	0-0	3-4	6	2	1	0	1	2	7
SEATTLE *	37	7-8	0-0	5-10	2	2	4	0	0	3	19
CORNELL *	34	3-4	0-0	0-2	8	5	2	1	0	0	6
BUCKNELL *	24	2-4	0-0	2-2	7	2	3	0	3	2	6
vs Oklahoma State *	34	1-3	0-1	5-10	2	4	1	3	0	3	7
vs Penn State *	31	3-4	0-0	4-8	5	5	2	1	0	1	10
IOWA *	29	4-6	1-1	3-4	4	3	2	3	0	1	12
at Georgia Tech *	30	3-6	0-0	5-6	9	3	3	1	3	3	11
at Georgetown *	35	6-9	0-0	1-2	9	5	4	2	0	0	13
OAKLAND *	38	3-6	0-2	3-4	5	3	2	2	1	2	9
NORTH FLORIDA *	34	5-10	0-0	7-7	5	5	8	0	0	3	17
NIAGARA *	33	2-5	0-0	5-6	12	2	2	3	4	0	9
NOTRE DAME *	40	6-13	0-0	1-2	10	2	7	2	1	0	13
VIRGINIA TECH	33	2-5	0-0	2-4	6	5	2	2	1	1	6
at Virginia											
BOSTON COLLEGE											
at Virginia Tech											
at Notre Dame											
PITTSBURGH											
at Clemson											
DUKE											
WAKE FOREST											
NC STATE											
at Florida State											
at Louisville											
GEORGIA TECH											
at Pittsburgh											
NORTH CAROLINA											
at Boston College											
at Miami											

DOLEZAJ'S CAREER STATISTICS

Year	TOTAL					3-PTS			REBOUNDS														
	G	GS	FG	FGA	Pct	3FG	3FGA	Pct	FT	FTA	Pct	O	D	Tot	Avg	PF	FO	A	TO	Blk	Stl	Pts	Avg
2017-18	37	17	79	147	.537	2	9	.222	54	76	.711	72	107	179	4.8	102	4	57	51	28	30	214	5.8
2018-19	34	6	52	93	.559	11	29	.379	26	44	.591	39	81	120	3.5	94	6	54	38	16	43	141	4.1
2019-20	15	15	51	94	.543	1	6	.167	46	71	.648	37	62	99	6.6	48	5	45	22	14	21	149	9.9
Totals	86	38	182	334	.545	14	44	.318	126	191	.660	148	250	398	4.6	244	15	156	111	58	94	504	5.9



#14 JESSE EDWARDS

Center • 6-11 • 215 • Freshman • Amsterdam, Netherlands
IMG Academy (Fla.)

- Edwards made his collegiate debut in the season opener against Virginia.
- He was 5-for-5 from the field for a season-high 10 points against Bucknell. He also pulled down a season-best five rebounds against the Bison.
- Edwards has connected on 13-of-15 shot attempts (.867).

SEASON HIGHS

Points: 10 vs. Bucknell, 2019-20

FG Made: 5 vs. Bucknell, 2019-20

FG Attempted: 5 vs. Bucknell, 2019-20

3-Point FGM:

3-Point FGA:

FT Made: 1 vs. Oklahoma St., at Georgia Tech, vs. Oakland, 2019-20

FT Attempted: 2 vs. Oklahoma St., at Georgia Tech, vs. Oakland, 2019-20

Rebounds: 5 vs. Bucknell, 2019-20

Off. Rebounds: 2 vs. Bucknell, 2019-20

Def. Rebounds: 3 vs. Seattle, Bucknell, at Georgia Tech, 2019-20

Assists:

Steals: 1 vs. Oakland, 2019-20

Blocks: 2 vs. Bucknell, 2019-20

Minutes: 14 vs Bucknell, 2019-20

2019-20 GAME-BY-GAME

Opponent	MP	FG	3PT	FT	REB	F	A	T	B	S	TP
VIRGINIA	6	1-1	0-0	0-0	1	0	0	0	1	0	2
COLGATE	13	2-3	0-0	0-0	1	1	0	0	0	0	4
SEATTLE	6	0-0	0-0	0-0	3	2	0	1	0	0	0
CORNELL	2	0-0	0-0	0-0	0	0	0	0	0	0	0
BUCKNELL	14	5-5	0-0	0-0	5	1	0	1	2	0	10
vs Oklahoma State	6	0-1	0-0	1-2	1	0	0	0	0	0	1
vs Penn State	DNP										
IOWA	3	1-1	0-0	0-0	0	0	0	0	0	0	2
at Georgia Tech	7	3-3	0-0	1-2	3	1	0	0	1	0	7
at Georgetown	11	0-0	0-0	0-0	0	3	0	0	0	0	0
OAKLAND	7	1-1	0-0	1-2	2	2	0	0	1	1	3
NORTH FLORIDA	DNP										
NIAGARA	DNP										
NOTRE DAME	DNP										
VIRGINIA TECH	DNP										
at Virginia											
BOSTON COLLEGE											
at Virginia Tech											
at Notre Dame											
PITTSBURGH											
at Clemson											
DUKE											
WAKE FOREST											
NC STATE											
at Florida State											
at Louisville											
GEORGIA TECH											
at Pittsburgh											
NORTH CAROLINA											
at Boston College											
at Miami											

EDWARDS' CAREER STATISTICS

Year	G	GS	TOTAL		Pct	3-PTS		Pct	FT	FTA	Pct	REBOUNDS				PF	FO	A	TO	Blk	Stl	Pts	Avg
			FG	FGA		3FG	3FGA					O	D	Tot	Avg								
2019-20	10	0	13	15	.867	0	0	.000	3	6	.500	5	11	16	1.6	10	0	0	2	5	1	29	2.9

Guard • 6-1 • 181 • Freshman • Glens Falls, N.Y.
Glens Falls H.S.

- Girard III made his collegiate debut in the season opener against Virginia.
- He made his first career start against Seattle. He was 7-for-8 from the field and 5-for-5 from the free throw line for a game-high 24 points.
- Girard III ranks second in the nation in free throw percentage (.953).
- He ranks second on the team in assists (60).
- Girard III dished out a season-high nine assists against Oklahoma St.
- He was 7-for- 7 from the free throw line on his way to 20 points against Oakland.
- Girard scored 14 points in a season-high 40 minutes against North Florida.
- He scored 15 of his 20 points in the second half, including 10 in a row, against Notre Dame.

Points: 24 vs. Seattle, 2019-20
FG Made: 7 vs. Seattle, 2019-20
FG Attempted: 15 vs. Oakland, 2019-20
3-Point FGM: 5 vs. Seattle, 2019-20
3-Point FGA: 10 vs. Oakland, North Florida, 2019-20
FT Made: 5 vs. Seattle, Oklahoma St., 2019-20
FT Attempted: 7 vs. Oakland, 2019-20
Rebounds: 7 vs. Oakland, 2019-20
Off. Rebounds:
Def. Rebounds: 6 vs. Cornell, 2019-20
Assists: 9 vs. Oklahoma St., 2019-20
Steals: 3 vs. Colgate, 2019-20
Blocks: 1 vs. Bucknell, Oklahoma St., Notre Dame, 2019-20
Minutes: 40 vs. North Florida, Virginia Tech, 2019-20

No.	Name	FTM-FTA	Pct.	Year
1.	JOSEPH GIRARD	41-43	.953	2019-20
2.	Gerry McNamara	90-99	.909	2002-03
3.	Gerry McNamara	111-123	.902	2005-06
4.	Jim Lee	93-105	.885	1972-73
5.	Rich Cornwall	103-117	.880	1966-67
6.	Marty Headd	49-56	.875	1980-81
7.	Gerry McNamara	111-127	.874	2004-05
8.	Gerry McNamara	123-141	.872	2003-04
9.	Greg Kohls	222-257	.863	1971-72
10.	John Gillon	93-108	.861	2016-17
11.	Jim Lee	98-114	.860	1974-75

[illegible]

Year	TOTAL					3-PTS			REBOUNDS														
	G	GS	FG	FGA	Pct	3FG	3FGA	Pct	FT	FTA	Pct	O	D	Tot	Avg	PF	FO	A	TO	Blk	Stl	Pts	Avg
2019-20	15	13	53	143	.371	32	96	.333	41	43	.953	0	34	34	2.3	19	0	60	30	2	23	179	11.9



#0 BRYCEN GOODINE

Guard • 6-3 • 183 • Freshman • New Bedford, Mass.
St. Andrew's School (R.I.)

- Goodine made his collegiate debut in the season opener against Virginia.
- He recorded season highs in points (6), field goals made (3) and attempted (7), blocks (1), steals (3) and minutes played (20) against Bucknell.
- Goodine suffered a broken nose in practice, which has limited his playing time.

SEASON HIGHS

Points: 6 vs. Bucknell, 2019-20
FG Made: 3 vs. Bucknell, 2019-20
FG Attempted: 7 vs. Bucknell, 2019-20
3-Point FGM:
3-Point FGA: 3 vs. Oklahoma St., Niagara, 2019-20
FT Made: 3 at Georgia Tech, 2019-20
FT Attempted: 4 at Georgia Tech, 2019-20
Rebounds: 2 vs. Seattle, Colgate, Bucknell, Oklahoma St., Niagara, 2019-20
Off. Rebounds:
Def. Rebounds: 2 vs. Colgate, Seattle, Bucknell, Oklahoma St., Niagara, 2019-20
Assists: 3 vs. Seattle, 2019-20
Steals: 3 vs. Bucknell, 2019-20
Blocks: 1 vs. Bucknell, 2019-20
Minutes: 20 vs. Bucknell, 2019-20

2019-20 GAME-BY-GAME

Opponent	MP	FG	3PT	FT	REB	F	A	T	B	S	TP
VIRGINIA	8	0-2	0-2	0-0	0	0	0	0	0	0	0
COLGATE	16	1-1	0-0	0-0	2	0	2	0	0	0	2
SEATTLE	14	0-2	0-0	0-0	2	2	3	3	0	1	0
CORNELL	7	1-1	0-0	1-2	0	0	1	1	0	0	3
BUCKNELL	20	3-7	0-2	0-0	2	3	1	3	1	3	6
vs Oklahoma State	11	1-4	0-3	1-2	2	0	0	1	0	1	3
vs Penn State	9	0-2	0-1	0-0	0	2	0	2	0	1	0
IOWA	14	0-2	0-2	0-0	0	1	1	2	0	0	0
at Georgia Tech	4	0-0	0-0	3-4	0	0	0	0	0	1	3
at Georgetown	DNP										
OAKLAND	DNP										
NORTH FLORIDA	DNP										
NIAGARA	11	0-4	0-3	2-2	2	0	0	1	0	1	2
NOTRE DAME	DNP										
VIRGINIA TECH	DNP										
at Virginia											
BOSTON COLLEGE											
at Virginia Tech											
at Notre Dame											
PITTSBURGH											
at Clemson											
DUKE											
WAKE FOREST											
NC STATE											
at Florida State											
at Louisville											
GEORGIA TECH											
at Pittsburgh											
NORTH CAROLINA											
at Boston College											
at Miami											

GOODINE'S CAREER STATISTICS

Year	G	GS	TOTAL			3-PTS			FT	FTA	Pct	REBOUNDS				PF	FO	A	TO	Blk	Stl	Pts	Avg
			FG	FGA	Pct	3FG	3FGA	Pct				O	D	Tot	Avg								
2019-20	10	0	6	25	.240	0	13	.000	7	10	.700	0	10	10	1.0	8	0	8	13	1	8	19	1.9



#1 QUINCY GUERRIER

Forward • 6-7 • 220 • Freshman • Montreal, Quebec
Thetford Academy (Quebec)

- Guerrier made his collegiate debut in the season opener against Virginia.
- He ranks third on the team in rebounding (4.8 rpg.) and total rebounds (74).
- He was 3-for-5 from the field and hit a season-high eight free throws on his way to a season-high 14 points against Seattle.
- Guerrier has scored in double figures in two straight games and six times this season.
- He recorded is first career double-double with 13 points and a season-high 10 rebounds against Penn State.
- Guerrier recorded a season-high three assists against Oakland.
- He blocked a season-high three shots against Notre Dame.

SEASON HIGHS

Points: 14 vs. Seattle, 2019-20
FG Made: 5 vs. Penn St., Virginia Tech, 2019-20
FG Attempted: 9 vs. Penn St., 2019-20
3-Point FGM: 1 vs. Cornell, Penn St., Notre Dame, 2019-20
3-Point FGA: 3 vs. Virginia, 2019-20
FT Made: 8 vs. Seattle, 2019-20
FT Attempted: 14 vs. Seattle, 2019-20
Rebounds: 10 vs. Penn St., 2019-20
Off. Rebounds: 4 vs. North Florida, 2019-20
Def. Rebounds: 8 vs. Penn St., 2019-20
Assists: 3 vs. Oakland, 2019-20
Steals: 1 vs. Virginia, Bucknell, Oklahoma St., Penn St., Iowa, at Georgia Tech, 2019-20
Blocks: 3 vs. Notre Dame, 2019-20
Minutes: 31 vs. Penn St., 2019-20

2019-20 GAME-BY-GAME

Opponent	MP	FG	3PT	FT	REB	F	A	T	B	S	TP
VIRGINIA	13	0-4	0-3	0-0	0	1	0	0	0	1	0
COLGATE	13	2-5	0-1	1-1	2	2	1	2	2	0	5
SEATTLE	17	3-5	0-2	8-14	7	0	0	1	1	0	14
CORNELL	16	3-5	1-1	3-4	5	3	0	2	0	0	10
BUCKNELL	24	4-8	0-2	0-1	8	2	1	3	2	1	8
vs Oklahoma State	20	0-2	0-1	4-5	6	3	0	2	1	1	4
vs Penn State	31	5-9	1-2	2-4	10	3	0	3	0	1	13
IOWA	22	2-5	0-2	0-0	7	4	0	1	0	1	4
at Georgia Tech	12	0-3	0-1	0-0	2	5	1	3	0	0	0
at Georgetown	5	0-2	0-1	0-0	1	2	0	2	0	0	0
OAKLAND	12	1-2	0-1	0-0	2	4	3	0	0	0	2
NORTH FLORIDA	15	3-5	0-0	4-8	7	1	0	1	1	0	10
NIAGARA	15	0-3	0-0	0-1	3	1	0	2	1	0	0
NOTRE DAME	17	3-3	1-1	3-4	5	4	1	1	3	0	10
VIRGINIA TECH	25	5-7	0-0	2-3	9	4	0	1	0	0	12
at Virginia											
BOSTON COLLEGE											
at Virginia Tech											
at Notre Dame											
PITTSBURGH											
at Clemson											
DUKE											
WAKE FOREST											
NC STATE											
at Florida State											
at Louisville											
GEORGIA TECH											
at Pittsburgh											
NORTH CAROLINA											
at Boston College											
at Miami											

GUERRIER'S CAREER STATISTICS

Year	G	GS	TOTAL			3-PTS			FT	FTA	Pct	REBOUNDS				PF	FO	A	TO	Blk	Stl	Pts	Avg
			FG	FGA	Pct	3FG	3FGA	Pct				O	D	Tot	Avg								
2019-20	14	0	26	61	.426	3	18	.167	25	43	.581	18	47	65	4.6	35	1	7	23	11	5	80	5.7



#33 ELIJAH HUGHES

Forward • 6-6 • 215 • RS-Junior • Beacon, N.Y.
Beacon/Kennedy/South Kent Prep/E. Carolina

- Hughes leads the Orange in scoring (19.6) and assists (4.5) average.
- He is eighth in the nation in minutes played per game (37:37), 24th in 3-pt. field goals per game (3.13) and 24th in total 3-pt. made (47).
- Hughes has recorded 20 or more points in six of his last 12 games. He is averaging 20.9 points during that stretch.
- Hughes set career highs in free throws made (11) and attempted (13) against Penn St.
- He was 10-for-15 from the field and 7-for-7 from the free throw line on his way to a career-high 33 points at Georgia Tech.
- Hughes dished out a career-high nine assists at Georgetown and against Niagara.

SEASON HIGHS

Points: 33 at Georgia Tech, 2019-20
FG Made: 10 at Georgia Tech, 2019-20
FG Attempted: 19 vs. Oakland, 2019-20
3-Point FGM: 6 at Georgia Tech, 2019-20
3-Point FGA: 11 at Georgia Tech, vs. Oakland, 2019-20
FT Made: 11 vs. Penn St., 2019-20
FT Attempted: 13 vs. Penn St., 2019-20
Rebounds: 9 vs. Niagara, 2019-20
Off. Rebounds: 2 vs. Notre Dame, 2019-20
Def. Rebounds: 8 vs. Niagara, 2019-20
Assists: 9 at Georgetown, vs. Niagara, 2019-20
Steals: 2 vs. Colgate, Penn St., Notre Dame, 2019-20
Blocks: 2 vs. Seattle, Bucknell, Penn St., Iowa, 2019-20
Minutes: 40 vs. Virginia, Seattle, Iowa, at Georgetown, vs. Oakland, North Florida, Notre Dame, Virginia Tech, 2019-20

CAREER HIGHS

Points: 33 at Georgia Tech, 2019-20
FG Made: 10 at Georgia Tech, 2019-20
FG Attempted: 19 vs. Oakland, 2019-20
3-Point FGM: 6 at Notre Dame, vs. Miami, Baylor (NCAAT), 2018-19; at Georgia Tech, 2019-20
3-Point FGA: 13 at Notre Dame, 2018-19
FT Made: 11 vs. Penn St., 2019-20
FT Attempted: 13 vs. Penn St., 2019-20
Rebounds: 10 at Notre Dame, 2018-19
Off. Rebounds: 2 vs. Notre Dame, 2019-20; vs. Morehead State, Northeastern, at Boston College, vs. Duke (ACCT), 2018-19; Houston, at Connecticut, vs. SMU, 2016-17;
Def. Rebounds: 9 at Notre Dame, 2018-19
Assists: 9 at Georgetown, vs. Niagara, 2019-20
Steals: 5 vs. Oregon, 2018-19
Blocks: 3 vs. Miami, 2018-19
Minutes: 45 at Duke, 2018-19

2019-20 GAME-BY-GAME

Opponent	MP	FG	3PT	FT	REB	F	A	T	B	S	TP
VIRGINIA *	40	4-14	3-10	3-5	5	2	1	1	1	1	14
COLGATE *	36	5-11	3-6	1-2	3	1	8	3	1	2	14
SEATTLE *	40	6-13	2-8	1-1	6	3	4	3	2	1	15
CORNELL *	38	7-14	3-6	5-7	3	2	7	0	0	0	22
BUCKNELL *	26	7-12	5-10	2-2	6	1	5	3	2	1	21
vs Oklahoma State *	33	8-15	5-10	7-8	4	4	1	2	1	0	28
vs Penn State *	40	3-11	2-7	11-13	4	3	4	1	2	2	19
IOWA *	40	3-13	3-5	1-2	7	0	2	4	2	1	10
at Georgia Tech *	34	10-15	6-11	7-7	5	1	4	3	1	1	33
at Georgetown *	40	8-18	3-9	2-5	6	1	9	2	0	1	21
OAKLAND *	40	9-19	5-11	0-0	2	3	3	0	0	0	23
NORTH FLORIDA *	40	6-13	1-5	5-7	3	1	4	1	1	1	18
NIAGARA *	38	6-11	1-4	6-7	9	0	9	5	1	0	19
NOTRE DAME *	40	7-17	3-9	2-2	5	2	5	2	0	2	19
VIRGINIA TECH	40	6-16	2-5	4-6	4	3	2	2	0	1	18
at Virginia											
BOSTON COLLEGE											
at Virginia Tech											
at Notre Dame											
PITTSBURGH											
at Clemson											
DUKE											
WAKE FOREST											
NC STATE											
at Florida State											
at Louisville											
GEORGIA TECH											
at Pittsburgh											
NORTH CAROLINA											
at Boston College											
at Miami											

HUGHES'S CAREER STATISTICS

Year	G	GS	TOTAL			3-PTS			FT	FTA	Pct	REBOUNDS				PF	FO	A	TO	Blk	Stl	Pts	Avg
			FG	FGA	Pct	3FG	3FGA	Pct				O	D	Tot	Avg								
2016-17	25	7	58	166	.349	24	88	.273	54	79	.684	11	47	58	2.3	46	1	32	24	11	14	194	7.8
2017-18																							
2018-19	34	34	155	369	.420	87	236	.369	69	93	.742	23	124	147	4.3	72	3	50	63	27	42	466	13.7
2019-20	15	15	95	211	.450	47	115	.409	57	74	.770	5	67	72	4.8	27	0	68	32	14	14	294	19.6
Totals	74	56	308	746	.413	158	439	.360	180	246	.732	39	238	277	3.7	145	4	150	119	52	70	954	12.9



#34 BOURAMA SIDIBE

Center • 6-10 • 210 • Junior • Bamako, Mali
St. Benedict's Prep (N.J.)

- Sidibe has started every game this season.
- He leads the team in rebounding (7.7 rpg.) and ranks third in steals per game (1.3 spg.).
- Sidibe has converted 36-of-56 shots from the field (.643) this season.
- He recorded his third career double-double with 12 points and 14 rebounds against Colgate.
- Sidibe recorded a career-high five steals at Georgia Tech.
- He pulled down 13 rebounds against Oakland.
- Sidibe recorded his fourth career double-double with 10 points and 13 rebounds against Niagara. He also blocked a career-high five shots against the Purple Eagles.

SEASON HIGHS

Points: 12 vs. Colgate, 2019-20
FG Made: 6 vs. Colgate, 2019-20
FG Attempted: 6 vs. Colgate, Niagara, 2019-20
3-Point FGM:
3-Point FGA:
FT Made: 3 vs. Seattle, Bucknell, 2019-20
FT Attempted: 5 vs. Iowa, 2019-20
Rebounds: 14 vs. Colgate, 2019-20
Off. Rebounds: 6 vs. Notre Dame, 2019-20
Def. Rebounds: 12 vs. Colgate, 2019-20
Assists: 1 vs. Seattle, Cornell, Niagara, Notre Dame, 2019-20
Steals: 5 at Georgia Tech, 2019-20
Blocks: 5 vs. Niagara, 2019-20
Minutes: 32 vs. Niagara, 2019-20

CAREER HIGHS

Points: 18, at Pittsburgh, 2017-18
FG Made: 6, vs. Colgate, Niagara, 2019-20; at Pittsburgh, 2017-18
FG Attempted: 8, at Pittsburgh, 2017-18
3-Point FGM: 0
3-Point FGA: 0
FT Made: 6 at Pittsburgh, 2017-18
FT Attempted: 9 vs. Colgate, 2018-19
Rebounds: 16 at Pittsburgh, 2017-18
Off. Rebounds: 6 vs. Notre Dame, 2019-20
Def. Rebounds: 13 at Pittsburgh, 2017-18
Assists: 1, vs. Seattle, Cornell, Niagara, Notre Dame, 2019-20; vs. Eastern Washington, Connecticut, Colgate, Cornell, St. Bonaventure, 2018-19; Texas Southern, Toledo, Wake Forest, at Duke, 2017-18
Steals: 5 at Georgia Tech, 2019-20
Blocks: 5 vs. Niagara, 2019-20
Minutes: 31 at Pittsburgh, 2017-18

2019-20 GAME-BY-GAME

Opponent	MP	FG	3PT	FT	REB	F	A	T	B	S	TP
VIRGINIA *	22	1-2	0-0	0-0	2	4	0	1	0	1	2
COLGATE *	27	6-6	0-0	0-2	14	3	0	2	1	0	12
SEATTLE *	20	2-2	0-0	3-4	6	3	1	2	1	0	7
CORNELL *	30	3-3	0-0	0-0	4	4	1	0	0	0	6
BUCKNELL *	19	3-5	0-0	3-4	9	2	0	0	2	1	9
vs Oklahoma State *	21	3-7	0-0	0-0	9	4	0	2	0	1	6
vs Penn State *	17	1-3	0-0	0-0	1	5	0	0	0	1	2
IOWA *	26	3-4	0-0	2-5	8	3	0	2	0	0	8
at Georgia Tech *	28	2-4	0-0	1-3	8	4	0	2	1	5	5
at Georgetown *	28	1-2	0-0	0-0	5	4	0	1	3	1	2
OAKLAND *	23	1-3	0-0	1-2	13	4	0	1	1	4	3
NORTH FLORIDA *	22	2-4	0-0	0-0	8	4	0	0	2	0	4
NIAGARA *	32	5-6	0-0	0-0	13	5	1	3	5	3	10
NOTRE DAME *	23	1-3	0-0	0-1	6	4	1	2	1	0	2
VIRGINIA TECH	22	2-2	0-0	1-2	9	4	0	1	0	2	5
at Virginia											
BOSTON COLLEGE											
at Virginia Tech											
at Notre Dame											
PITTSBURGH											
at Clemson											
DUKE											
WAKE FOREST											
NC STATE											
at Florida State											
at Louisville											
GEORGIA TECH											
at Pittsburgh											
NORTH CAROLINA											
at Boston College											
at Miami											

SIDIBE'S CAREER STATISTICS

Year	G	GS	TOTAL			3-PTS			FT	FTA	Pct	REBOUNDS				PF	FO	A	TO	Blk	Stl	Pts	Avg
			FG	FGA	Pct	3FG	3FGA	Pct				O	D	Tot	Avg								
2017-18	30	0	31	52	.596	0	0	.000	19	40	.475	37	59	96	3.2	71	3	4	27	20	10	81	2.7
2018-19	29	0	19	41	.463	0	0	.000	17	43	.395	29	48	77	2.7	68	1	5	9	14	15	55	1.9
2019-20	15	15	36	56	.643	0	0	.000	11	23	.478	44	71	115	7.7	57	2	4	19	17	19	83	5.5
Totals	74	15	86	149	.577	0	0	.000	48	106	.453	110	178	288	3.9	196	6	13	55	51	44	219	3.0



#10 HOWARD WASHINGTON

Guard • 6-3 • Junior • Buffalo, N.Y.

Canisius/Montverde Academy (Fla.)/Athlete Institute Prep

- Washington returned to the lineup against Colgate after medically redshirting in 2018-19 after suffering a stroke last fall.
- He dished out a career-high three assists against Bucknell.
- Washington was 2-for-3 from the field on his way to a season-high five points against Iowa.
- He dished out a career-best eight assists at Georgia Tech.

SEASON HIGHS

Points: 5 vs. Iowa, 2019-20
FG Made: 2 vs. Iowa, 2019-20
FG Attempted: 4 vs. Bucknell, 2019-20
3-Point FGM: 1 vs. Bucknell, Iowa, 2019-20
3-Point FGA: 2 vs. Iowa, 2019-20
FT Made: 2 at Georgia Tech, 2019-20
FT Attempted: 2 at Georgia Tech, 2019-20
Rebounds: 2 vs. Colgate, at Georgia Tech, at Georgetown, 2019-20
Off. Rebounds: 1 vs. Bucknell, 2019-20
Def. Rebounds: 2 vs. Colgate, at Georgia Tech, at Georgetown, 2019-20
Assists: 8 at Georgia Tech, 2019-20
Steals: 1 vs. Iowa, at Georgia Tech, 2019-20
Blocks:
Minutes: 17 at Georgia Tech, 2019-2

CAREER HIGHS

Points: 9 at Florida State, 2017-18
FG Made: 3 at Florida State, 2017-18
FG Attempted: 4 at Florida State, 2017-18; vs. Bucknell, 2019-20
3-Point FGM: 1, Colgate; at Florida State, 2017-18; vs. Bucknell, 2019-20
3-Point FGA: 2, vs. Kansas, 2017-18; vs. Iowa, 2019-20
FT Made: 4 at Pittsburgh, 2017-18
FT Attempted: 4 at Florida State, at Pittsburgh, 2017-18
Rebounds: 3 vs. Oakland, at Florida State, at Pittsburgh, 2017-18, Eastern Washington, 2018-19
Off. Rebounds: 1 vs. Bucknell, 2019-20
Def. Rebounds: 3 vs. Oakland, at Pittsburgh, at Florida State, 2017-18; Eastern Washington, 2018-19
Assists: 8 at Georgia Tech, 2019-20
Steals: 2, Pittsburgh, 2017-18
Blocks: 1, Eastern Michigan, at Virginia, 2017-18
Minutes: 24 at Florida State, 2017-18

2019-20 GAME-BY-GAME

Opponent	MP	FG	3PT	FT	REB	F	A	T	B	S	TP
VIRGINIA	DNP										
COLGATE	8	1-2	0-1	1-1	2	1	2	1	0	0	3
SEATTLE	DNP										
CORNELL	DNP										
BUCKNELL	12	1-4	1-1	0-0	1	0	3	1	0	0	3
vs Oklahoma State	4	0-1	0-1	0-0	1	0	0	0	0	0	0
vs Penn State	DNP										
IOWA	6	2-3	1-2	0-0	0	1	1	1	0	1	5
at Georgia Tech	17	0-2	0-2	2-2	2	1	8	1	0	1	2
at Georgetown	10	1-2	0-0	0-0	2	0	0	1	0	0	2
OAKLAND	4	0-0	0-0	0-0	0	0	1	2	0	0	0
NORTH FLORIDA	DNP										
NIAGARA	DNP										
NOTRE DAME	6	0-0	0-0	0-0	1	0	2	1	0	0	0
VIRGINIA TECH	DNP										
at Virginia											
BOSTON COLLEGE											
at Virginia Tech											
at Notre Dame											
PITTSBURGH											
at Clemson											
DUKE											
WAKE FOREST											
NC STATE											
at Florida State											
at Louisville											
GEORGIA TECH											
at Pittsburgh											
NORTH CAROLINA											
at Boston College											
at Miami											

WASHINGTON'S CAREER STATISTICS

Year	TOTAL					3-PTS			REBOUNDS														
	G	GS	FG	FGA	Pct	3FG	3FGA	Pct	FT	FTA	Pct	O	D	Tot	Avg	PF	FO	A	TO	Blk	Stl	Pts	Avg
2017-18	18	0	5	17	.294	2	12	.167	7	10	.700	0	15	15	0.8	5	0	10	7	1	6	19	1.1
2018-19	3	0	0	1	.000	0	1	.000	0	0	.000	0	4	4	1.3	0	0	1	0	0	0	0	0.0
2019-20	8	0	5	14	.357	2	7	.286	3	3	1.000	1	8	9	1.1	0	0	17	8	0	2	15	1.9
Totals	29	0	10	32	.313	4	20	.200	10	13	.769	1	26	28	1.0	6	0	28	15	1	8	34	1.2

2019-20 Record Breakdown

Record	Overall	ACC	ACCT	NCAA
SU overall	8-7	1-3		
SU at home	7-4	0-3		
SU on the road	1-1	1-0		
SU at neutral sites	0-2			
SU in overtime				
After a loss	4-3	1-1		
SU scores first	3-2	0-1		
Opponent scores first	5-4	1-1		
Halftime	Overall	ACC	ACCT	NCAA
SU led at the half	8-2	1-2		
SU trailed at the half	0-5	0-1		
Tied at the half				
Rebounding	Overall	ACC	ACCT	NCAA
SU outrebounded Opp.	6-1	1-1		
SU was outrebounded	2-6	0-2		
Rebounds were equal				
SU 36-or-more rebounds	7-2	1-1		
SU 35-or-less rebounds	1-5	0-2		
SU 21-or-more def rebounds	7-5	1-2		
SU 20-or-less def. rebounds	1-2	0-1		
SU 11-or-more off. rebounds	5-3	0-1		
SU 10-or-less off. rebounds	3-4	1-2		
Field Goal Percentage	Overall	ACC	ACCT	NCAA
SU shot 50-60% FG	4-0	1-0		
SU shot 40-50% FG	4-3	0-2		
SU shot 30-40% FG	0-3			
SU shot 20-30% FG	0-1	0-1		
Opp. shot 50-60% FG				
Opp. shot 40-50% FG	2-5	0-2		
Opp. shot 30-40% FG	5-1	1-0		
Opp. shot 20-30% FG	1-0			
SU outshot Opp. FG%	7-3	1-2		
Opp. outshot SU FG%	1-4	0-1		
3-Point FG	Overall	ACC	ACCT	NCAA
SU 10-or-more 3-pointers	5-2	1-1		
SU 9-or-less 3-pointers	3-5	0-2		
SU made more 3-pointers	6-2	1-1		
OPP made more 3-pointers	2-4	0-1		
3-pointers made were equal	0-1	0-1		
Free Throw Percentage	Overall	ACC	ACCT	NCAA
SU outshot Opp. FT%	2-2	1-1		
Opp. outshot SU FT%	3-5	0-2		
FT% was equal	3-0			
SU shot more FT	5-4	1-1		
Opp. shot more FT	3-3	0-2		
Free throws shot were equal				
Scoring	Overall	ACC	ACCT	NCAA
SU scored 90-99 pts.	2-0	1-0		
SU scored 80-89 pts.	2-1	0-1		
SU scored 70-79 pts.	4-2			
SU scored 60-69 pts.	0-2	0-1		
SU scored 50-59 pts.	0-1			
SU scored 40-49 pts.				
SU scored 30-49 pts.	0-1	0-1		
Opp. scored 90-99 pts.				
Opp. scored 80-89 pts.	0-4	0-1		
Opp. scored 70-79 pts.	1-0			
Opp. scored 60-69 pts.	3-2	1-1		
Opp. scored 50-59 pts.	3-0			
Opp. scored 40-49 pts.	1-1	0-1		
Opp. scored 30-39 pts.				
By Starting Lineup	Overall	ACC	ACCT	NCAA
Dolezaj, Hughes, Sidibe, Boeheim, Girard	7-6	1-2		
Dolezaj, Hughes, Sidibe, Carey Boeheim	1-1	0-1		

Turnovers	Overall	ACC	ACCT	NCAA
SU 10-or-less turnovers	3-2	0-2		
SU 11-20 turnovers	5-5	1-1		
SU 21-or-more turnovers				
Opp. 10-or-less turnovers	2-1	0-1		
Opp. 11-20 turnovers	5-6	1-2		
Opp 21-or-more turnovers	1-0			
SU Players' Scoring	Overall	ACC	ACCT	NCAA
Five in double digits	2-1	0-1		
Four in double digits	3-3	1-1		
Three in double digits	3-0			
Two in double digits	0-2			
One in double digits	0-1	0-1		
Two with 20-or-more points	3-2	1-1		
One with 20-or-more points	2-1			
One with 30-or-more points	1-0	1-0		
By Month	Overall	ACC	ACCT	NCAA
November	4-3	0-1		
December	4-2	1-0		
January	0-2	0-2		
February				
March				
By Day	Overall	ACC	ACCT	NCAA
Monday				
Tuesday	0-2	0-1		
Wednesday	3-2	0-1		
Thursday				
Friday	0-1			
Saturday	5-2	1-1		
Sunday				
By Live Television	Overall	ACC	ACCT	NCAA
CBS				
ESPN				
ESPN2	0-4	0-1		
ESPNU	2-0			
RSN	1-0			
ACCN	2-2	1-2		
ACCN Extra	3-0			
Fox	0-1			
By Conference	Overall			
ACC (Virginia, at Georgia Tech, Notre Dame, Virginia Tech)	1-3			
Atlantic Sun (North Florida)	1-0			
BIG EAST (at Georgetown)	0-1			
Big Ten (Iowa, Penn State)	0-1			
Big 12 (Oklahoma State)	0-1			
Horizon (Oakland)	1-0			
Ivy (Cornell)	1-0			
MAAC (Niagara)	1-0			
Patriot (Colgate, Bucknell)	2-0			
Western Athletic (Seattle)	1-0			
Games Decided By...	Overall	ACC	ACCT	NCAA
0-5 points	0-2	0-2		
6-10 points	0-1			
11-15 points	3-3	0-1		
16 or more points	5-1	1-0		
By Uniform	Overall	ACC	ACCT	NCAA
White	7-6	0-3		
White throwback	1-0			
Orange	1-1	1-0		
Orange Throwback	0-1			

Team Highs and Lows

Syracuse Highs

Points	97	at Georgia Tech
	97	Bucknell
Points – First Half	51	Bucknell
Points – Second Half	49	at Georgia Tech
Field Goals Made	37	Bucknell
Field Goal Attempts	66	Bucknell
Field Goal %	.596 (28-47)	Seattle
3-Point FG Made	15	Notre Dame
3-Point FG Attempts	35	Oakland
3-Point FG %	.484 (15-31)	Notre Dame
Free Throws Made	26	vs. Oklahoma State
Free Throws Attempted	37	vs. Oklahoma State
Free Throw %	.833 (25-30)	at Georgia Tech
Offensive Rebounds	13	Notre Dame
	13	North Florida
Defensive Rebounds	34	Niagara
Rebounds	46	Niagara
Assists	25	Bucknell
Steals	14	at Georgia Tech
	14	Bucknell
Blocked Shots	13	Bucknell
Turnovers	17	at Georgia Tech
	17	Oklahoma State
Fouls	20	Oklahoma State



Opponent Highs

Points	89	at Georgetown
Points – First Half	48	at Georgetown
Points – Second Half	51	Notre Dame
	51	vs. Penn State
Field Goals Made	31	Notre Dame
Field Goal Attempts	69	Notre Dame
Field Goal %	.491 (27-55)	vs. Oklahoma State
3-Point FG Made	15	Notre Dame
3-Point FG Attempts	41	Colgate
3-Point FG %	.484 (15-31)	Notre Dame
Free Throws Made	24	at Georgetown
Free Throws Attempted	31	at Georgetown
	31	vs. Penn State
Free Throw %	.929 (13-of-14)	Seattle
Offensive Rebounds	23	vs. Penn State
Defensive Rebounds	37	Virginia
Rebounds	47	Virginia
Assists	26	Notre Dame
Steals	13	Niagara
Blocked Shots	4	Notre Dame
	4	vs. Penn State
	4	Colgate
	4	Virginia
Turnovers	23	Bucknell
Fouls	26	Seattle

Syracuse Lows

Points	34	Virginia
Points – First Half	19	Virginia
Points – Second Half	15	Virginia
Field Goals Made	13	Virginia
Field Goal Attempts	47	Seattle
Field Goal %	.236 (13-55)	Virginia
3-Point FG Made	5	Virginia
3-Point FG Attempts	17	Colgate
3-Point FG %	.172 (5-29)	Virginia
Free Throws Made	3	Virginia
Free Throws Attempted	7	Virginia
Free Throw %	.429 (3-7)	Virginia
Offensive Rebounds	5	Seattle
Defensive Rebounds	20	Virginia
Rebounds	28	vs. Penn State
	28	Virginia
Assists	6	Virginia Tech
Steals	2	at Georgetown
	2	Cornell
Blocked Shots	0	Cornell
Turnovers	4	North Florida
Fouls	11	Niagara
		Colgate

Opponent Lows

Points	48	Virginia
Points – First Half	25	Cornell
	25	Colgate
	25	Virginia
Points – Second Half	23	Virginia
Field Goals Made	14	Cornell
Field Goal Attempts	40	Cornell
Field Goal %	.263 (15-57)	Colgate
3-Point FG Made	3	Bucknell
3-Point FG Attempts	23	at Georgia Tech
3-Point FG %	.125 (3-24)	Virginia
Free Throws Made	4	Virginia
Free Throws Attempted	6	Virginia
Free Throw %	.667 (4-6)	Virginia
Offensive Rebounds	6	Cornell
Defensive Rebounds	17	Colgate
Rebounds	24	Cornell
Assists	10	Bucknell
Steals	4	Notre Dame
	4	Virginia
Blocked Shots	0	Virginia Tech
	0	Seattle
Turnovers	9	Notre Dame
	9	Colgate
	9	Cornell
Fouls	7	Virginia

Syracuse Individual Highs

Games Played:

15 Boeheim, Dolezaj, Girard, Guerrier, Hughes, Sidibe

Games Started:

15 Boeheim, Dolezaj, Hughes, Sidibe

Points in a Half:

26 Hughes (1st) at Georgia Tech

Game Points:

33 Hughes at Georgia Tech

Minutes Played:

40 Hughes (9), Virginia Tech, Notre Dame, North Florida, Oakland, at Georgetown, Iowa, vs. Penn State, Seattle, Virginia; Boeheim (4), Virginia Tech, Notre Dame, North Florida, Oakland; Dolezaj (2), Notre Dame; Virginia; Girard III (2), Virginia Tech, North Florida.

Game FG Attempted:

19 Hughes, Oakland

Game FG Made:

10 Hughes at Georgia Tech

Game FG Percentage (min. 8 made)

.667 (10-15) -- Hughest at Georgia Tech

Game FT Attempted:

14 Guerrier, Seattle

Game FT Made:

11 Hughes, vs. Penn State

Game FT Percentage (min. 4 made):

1.000 (5-5) - Girard vs. Oklahoma State, Seattle

Game 3 pt. FG Attempted:

13 Boeheim (3), at Georgetown, at Georgia Tech, Cornell

Game 3 pt. FG Made:

7 Boeheim (2), Notre Dame, at Georgetown

Game 3 pt. FG Percentage (min. 3 made)

.833 (5-6) - Girard, Seattle

Game Rebounds:

14 Sidibe, Colgate

Game Assists:

9 Hughes (2), Niagara, at Georgetown; Girard vs. Oklahoma State

Game Steals:

5 Sidibe at Georgia Tech

Blocked Shots:

5 Sidibe, Niagara

Turnovers

5 Girard vs Oklahoma State; Hughes, Niagara

Game Fouls:

5 Dolezaj (5) Virginia Tech, North Florida, at Georgetown, vs. Penn State, Cornell; Sidibe (2), Niagara, vs. Penn State

Led SU in Scoring:

Hughes (9), Boeheim (4), Dolezaj (1), Girard (1)

Double-Figure Scoring Games:

Hughes (15), Boeheim (12), Girard (10), Dolezaj (7), Guerrier (6), Sidibe (2), Edwards (1)

20-29-point Games:

Hughes (5), Boeheim (4), Girard (4)

30-39-point Games:

Hughes (1)

Scored First:

Hughes (6), Boeheim (4), Sidibe (3), Dolezaj (2)

Led SU in Rebounding:

Sidibe (8), Dolezaj (5), Guerrier (2)

Double-Figure Rebounding Games:

Sidibe (3), Dolezaj (2), Guerrier (1)

Double-Doubles:

Sidibe (2), Dolezaj (1), Guerrier (1)

Led SU in Assists:

Girard (7² shared), Hughes (6³ shared), Dolezaj (4³ shared), Boeheim (1¹ shared), Washington (1)

Double-Figure Assist Games:

Largest Lead:

53 (97-44), Bucknell

Largest Margin of Victory:

51 (97-44), Bucknell

Largest Deficit:

21 (85-64) vs. Penn State

21 (75-54) vs. Oklahoma State

Largest Margin of Defeat:

21 (85-64) vs. Penn State

Deficit Overcome in a Win:

8 (9-1), Colgate

Largest Lead in a Loss:

11 (30-19), Virginia Tech

Largest Halftime Lead:

20 (48-28) at Georgia Tech

Largest Halftime Deficit:

12 (43-31) vs. Oklahoma State

Game-by-Game Statistics

Opponent	Score	TOTAL		3-PTS		FT-FTA	Pct	REBOUNDS		PF	A	TO	Blk	Stl
		FG-FGA	Pct	3FG-FGA	Pct			Off-Def	Tot					
Syracuse	L, 34-48	13-55	.236	5-29	.172	3-7	.429	8-20	28	12	7	9	3	5
Virginia		20-49	.408	4-25	.160	4-6	.667	10-37	47	7	14	16	4	4
Syracuse	W, 70-54	28-55	.509	7-17	.412	7-12	.583	12-30	42	11	20	14	6	9
Colgate		18-60	.300	13-41	.317	5-7	.714	14-17	31	14	14	15	4	6
Syracuse	W, 89-67	28-47	.596	9-23	.391	24-36	.667	5-31	36	16	18	14	4	8
Seattle		23-62	.371	8-25	.320	13-14	.929	9-21	30	16	14	13	0	8
Syracuse	W, 72-53	25-53	.472	10-27	.370	12-18	.667	12-23	35	16	18	7	0	2
Cornell		14-40	.350	6-27	.222	19-25	.760	6-18	24	13	11	9	2	4
Syracuse	W, 97-46	37-66	.561	14-29	.483	9-11	.818	12-32	44	12	25	15	13	14
Bucknell		15-57	.263	3-24	.125	13-17	.765	13-19	32	13	10	23	2	6
Syracuse	L, 72-86	19-56	.339	8-31	.258	26-37	.703	12-19	31	20	14	17	2	9
vs. Oklahoma State		27-55	.491	9-26	.346	23-28	.821	11-28	39	24	17	20	2	12
Syracuse	L, 64-85	18-54	.333	6-20	.300	22-33	.667	7-21	28	21	14	12	2	8
vs. Penn State		27-67	.403	10-30	.333	21-31	.677	23-34	57	21	18	14	4	6
Syracuse	L, 54-68	19-52	.365	6-21	.286	10-15	.667	11-25	36	13	13	16	2	6
Iowa		26-61	.426	11-34	.324	5-8	.625	12-25	37	15	17	12	1	10
Syracuse	W, 97-63	29-57	.509	14-33	.424	25-30	.833	10-30	40	19	23	17	6	14
at Georgia Tech		24-63	.381	8-23	.348	7-18	.389	13-17	30	20	19	19	2	8
Syracuse	L, 79-89	30-62	.556	14-32	.438	5-9	.556	5-24	29	24	18	12	3	2
at Georgetown		27-61	.443	11-25	.440	24-31	.774	14-27	41	14	20	11	2	5
Syracuse	W, 74-62	24-58	.414	11-35	.314	15-18	.833	9-20	29	16	20	7	3	11
Oakland		19-44	.432	4-18	.222	20-24	.833	7-27	34	16	15	16	1	4
Syracuse	W, 82-70	27-59	.458	10-26	.385	18-24	.750	13-22	35	15	22	4	4	8
North Florida		22-55	.400	17-46	.370	9-12	.750	13-24	37	20	19	12	3	2
Syracuse	W, 71-57	24-54	.444	9-25	.360	14-18	.778	12-34	46	11	15	16	11	6
Niagara		22-68	.324	6-27	.222	7-9	.778	14-19	33	17	16	9	5	13
Syracuse	L, 87-88	31-64	.484	15-31	.484	10-13	.769	13-23	36	13	20	11	6	4
Notre Dame		31-69	.449	15-31	.484	11-15	.733	17-22	39	11	26	9	4	4
Syracuse	L, 63-67	23-53	.434	6-17	.353	11-17	.647	9-25	34	17	6	9	6	1
Virginia Tech		21-50	.420	10-36	.278	15-21	.714	8-25	33	18	20	11	0	6
Syracuse														
at Virginia														
Syracuse														
Boston College														
Syracuse														
at Virginia Tech														
Syracuse														
at Notre Dame														
Syracuse														
Pittsburgh														
Syracuse														
at Clemson														
Syracuse														
at Pittsburgh														
Syracuse														
Duke														
Syracuse														
Wake Forest														
Syracuse														
at NC State														
Syracuse														
at Florida State														
Syracuse														
at Louisville														
Syracuse														
Georgia Tech														
Syracuse														
at Pittsburgh														
Syracuse														
North Carolina														
Syracuse														
at Boston College														
Syracuse														
at Miami														
Syracuse														
ACCT														
SYRACUSE TOTALS		375-845	.444	144-396	.364	211-298	.708	150-379	529	235-9	253	180	66	112
OPPONENT TOTALS		336-861	.390	135-438	.308	196-266	.737	184-360	544	249-7	250	209	35	98

The Last Time That -- Individual

Syracuse Individual

Scored 40 or more points:	Andrew White III, Georgia Tech, 3/4/17
Scored 40 or more points (OT):	John Gillon, 43, at NC State, 2/1/17
Scored 30 or more points:	Elijah Hughes, 33 at Georgia Tech, 12/7/19
Scored 30 or more points (OT):	Tyus Battle, 37, at Florida State, 1/13/18
Made 15 FGs:	Lawrence Moten, 15 at Villanova, 2/14/95
Made 10 FGs:	Elijah Hughes, 10 at Georgia Tech, 12/7/19
Made 10 FGs (OT):	Tyus Battle, 12 at Duke OT, 1/14/19
Made 9 3PT FGs:	Trevor Cooney, 9, Notre Dame, 1/30/12
Made 9 3PT FGs (OT):	John Gillon, 9, at NC State, 2/1/17
Made 8 3PT FGs:	Andrew White III, 8, Georgia Tech, 3/4/17
Made 7 3PT FGs	Buddy Boeheim, 7, Notre Dame, 1/4/20
Made three pointer active streak:	Elijah Hughes (18, 2/20/2019-present); Buddy Boeheim (16, 3/21/2019-present)
Made 17+ FTs:	Hakim Warrick, 18 vs. Rhode Island, 11/30/03
Made 15+ FTs:	Oshae Brissett, 16, Buffalo, 12/19/17
Made 15+ FTs (OT):	Jonny Flynn, 16 vs. Conn. (BET), 3/12/09
Made 10+ FTs:	Elijah Hughes, 11 vs. Penn State, 11/29/19
Made 10+ FTs (OT):	Tyus Battle, 10 at Florida State, 1/13/18
Had 30+ rebounds:	Frank Reddout, 34 vs. Temple, 2/9/52
Had 25+ rebounds:	Dave Bing, 25 vs Cornell, 2/8/66
Had 20+ rebounds:	Tyler Roberson, 20 at Duke, 1/18/16
Had 15+ rebounds:	Bourama Sidibe, 16, at Pittsburgh, 1/27/18
Had 15+ rebounds (OT)	Paschal Chukwu, 18 at Duke (OT), 1/14/19
Had 12+ offensive rebounds:	Tyler Roberson, at Duke, 1/18/16
Had 10+ offensive rebounds:	Paschal Chukwu, at Virginia, 1/9/18
Had 15+ defensive rebounds:	Rick Jackson, Providence, 12/28/10
Had 10+ defensive rebounds:	Oshae Brissett, 10, Buffalo, 12/18/18
Had 15+ assists:	Michael Carter-Williams, 16, Monmouth, 12/8/12
Had 10+ assists:	Frank Howard, 10, Maryland, 11/27/17
Had 10+ assists (OT):	Kaleb Joseph, 12/20/14 at Villanova
Had consecutive 10+ assist games:	John Gillon (11, Miami, 1/4/2017; 11, Pittsburgh, 1/7/2017)
Had 8+ blocks:	Paschal Chukwu, 8, Buffalo, 12/19/17
Had 5+ blocks:	Bourama Sidibe, 5, Niagara, 12/28/19
Had 5+ blocks (OT):	Rakeem Christmas, 6, Duke, 2/1/14
Had 10 steals:	Todd Burgan vs. Colgate, 12/30/97
Had 8+ steals:	DeShaun Williams, 9 vs. B.C., 3/3/02
Had 6+ steals:	Tyus Battle, 6, St. Bonaventure, 12/29/18
Had 5+ steals:	Bourama Sidibe, 5, at Georgia Tech, 12/7/19
Played 60+ minutes:	Jonny Flynn (67), Eric Devendorf, (61) vs. Connecticut (BET), 3/12/09
Played 50+ minutes:	Paul Harris (56), Andy Rautins (50) vs., Connecticut (BET), 3/12/09
Played 40+ minutes:	Tyus Battle and Elijah Hughes (45) at Duke (OT), 1/14/19
Played 40 minutes (40-minute game)	Buddy Boeheim, Joseph Girard III, Elijah Hughes, Virginia Tech, 1/7/20
Three players had a double-double	Tyler Lydon (14-10 reb.), Tyler Roberson (13-12 reb.), Frank Howard (10-11 assists), S. Carolina St., 11/22/16
Three players had a double-double (pts-rebs):	Donte Greene (19-13), Arinze Onuaku (17-14), Kristof Ongenaet (10-11 at Seton Hall, 3/5/08

Two players had a double-double:	Elijah Hughes (22 pts.-10 rebs.), Oshae Brissett (18 pts.-11 rebounds), at Notre Dame, 1/5/19
Had a double-double (pts-rebs):	Marek Dolezaj (13-10), Notre Dame, 1/4/20
Had a double-double OT (pts-rebs):	Paschal Chukwu (10-11), at Florida State, 1/13/18
Had a double-double (pts-assists):	Frank Howard (15-10), Maryland, 11/27/17
Had a double-double OT (pts-assists):	Kaleb Joseph (10-10) at Villanova, 12/20/14
Had a double-double (pts-blocks):	Fab Melo, (12-10) vs. Seton Hall, 12/28/11
Had a triple-double:	Allen Griffin, (14-11-10) vs. Pittsburgh, 2/27/01
Three players disqualified:	at Ohio State, 11/28/18; Marek Dolezaj, Frank Howard, Bourama Sidibe
Two players had 30 points:	at Pittsburgh, 2/11/72; Greg Kohls (34), Mike Lee (32)
Four players had 20 points:	Massachusetts, 11/28/07: Eric Devendorf (23), Jonny Flynn (20), Donte Greene (20), Arinze Onuaku (20)
Four players had 20 points (OT):	vs. Connecticut (BET), 3/12/09: Jonny Flynn (34), Paul Harris (29), Eric Devendorf (22), Andy Rautins (20)
Three players had 20 points:	Massachusetts, 11/28/07: Eric Devendorf (23), Jonny Flynn (20), Donte Greene (20), Arinze Onuaku (20)
Three players had 20 points (OT):	vs. Connecticut (BET), 3/12/09: Jonny Flynn (34), Paul Harris (29), Eric Devendorf (22), Andy Rautins (20)
Two players had 20 points:	Notre Dame, 1/4/20: Buddy Boeheim (23), Joseph Girard (20)
Two players had 20 points (OT):	at Georgetown, 12/16/17: Tyus Battle (29), Oshae Brissett (25)
Four players had 15 points:	Ole Miss (NIT), 3/18/17: Taurean Thompson (18), Andrew White III (18), Tyus Battle (17), Tyler Lydon (15)
Eight players had 10+ points	E. Michigan, 12/19/16; Tyus Battle (18), John Gillon (14), Andrew White (14), DaJuan Coleman (12), Tyler Lydon (12), Tyler Roberson (11), Frank Howard (10), Taurean Thompson (10)
Seven players had 10+ points	Monmouth, 12/8/12: Brandon Triche (18), M. Carter-Williams (15), Trevor Cooney (15), C.J. Fair (14), James Southerland (14), Rakeem Christmas (11), DaJuan Coleman (11)
Six players had 10+ points	S. Carolina State, 11/22/16: Andrew White III (15), John Gillon (14), Tyler Lydon (14), Tyler Roberson (13), Taurean Thompson (12), Frank Howard (10)
Five players had 10+ points:	Notre Dame, 1/4/20: Buddy Boeheim (23), Joseph Girard III (20), Elijah Hughes (19), Marek Dolezaj (13), Quincy Guerrier (10)
Consecutive game double digit points:	16, Elijah Hughes (3/21/2019-present)
Three players had 10+ rebounds:	Monmouth, 12/8/12: DaJuan Coleman (14), C.J. Fair (10), Baye Moussa Keita (10)
Two players had 10+ rebounds:	Niagara, 12/28/19; Bourama Sidibe (13), Marek Dolezaj (12)
Two players had 10+ reb. (OT):	at Georgetown, 12/16/17; Oshae Brissett (14), Matthew Moyer (11)
Led team in pts., rebs. and assists	Oshae Brissett, at Clemson, 3/9/2019; (15 pts., 7 rebs., 3 assists)

S

The Last Time That -- Team

Syracuse Team

Won in overtime:	95-91 at Duke, 1/14/19
Lost in overtime:	60-57, St. Bonaventure, 12/22/17
Played two overtimes:	90-101, at Florida State, 1/13/18
Played three overtimes:	87-85, Connecticut, 2/18/84
Played six overtimes:	127-117, vs. Connecticut (BET), 3/12/09
Won by 30+ points	97-63, at Georgia Tech, 12/7/19
Lost by 30+ points	93-60, St. John's, 12/21/16
Won by 40+ points	97-46, Bucknell, 11/23/19
Lost by 40+ points	59-122, vs. NYU, 12/15/1961
Won by 60+ points	127-67, American, 12/2/64
Scored 100 points:	105, Eastern Michigan, 12/19/16
Scored 100 points (overtime):	100, at NC State, 2/1/17
Scored 100 points in consec. games:	104, Lafayette, 12/13/93; 108, MD-Eastern Shore, 12/18/93
Scored 90 points	97, at Georgia Tech, 12/7/19
Scored 90 points (overtime):	95, at Duke OT, 1/14/19
Scored 90 points in consec. games:	98, Albany, 11/15/11; 92, Colgate, 11/19/11
Scored less than 40 points:	34, Virginia, 11/6/19
Scored 50+ in the first half:	51, Bucknell, 11/23/19
Scored 50+ in the second half	50, Georgetown, 12/8/18
Scored 60+ in the first half	60, Maine, 12/5/09
Scored 60+ in the second half	63, Charlotte, 11/26/03
Scored less than 20 in a half:	15, Virginia (2nd), 11/6/19
Gave up 100 points:	102, at Villanova, 2/7/09
Gave up 100 points (OT):	101, at Florida State, 1/13/18 (OT)
Gave up 100 points and won:	104, West Virginia, 2/11/67
Gave up 100 points and won (OT):	117, Connecticut, 3/12/09
Gave up 90 points:	93, at North Carolina, 2/26/19
Gave up 90 points (overtime):	91, at Duke (OT), 1/14/19
Gave up 90 points and won:	92 Southern Illinois, 3/17/95
Gave up 90 points and won (OT):	91 at Duke, 1/14/19
Came back from down 15+ to win	15, Georgetown, 12/8/18
Came back from down 20+ to win	20, Rutgers, 1/24/05
Gave up less than 50 points:	46, Bucknell, 11/23/19
Gave up less than 40 points:	34, E. Washington, 11/6/18
Gave up more than 45 in a half:	51, Notre Dame (2nd), 1/4/20
Gave up less than 20 in a half:	16, Arkansas State, 12/22/18
Shot over 60% FG:	.620 (31-50), Florida State, 2/11/16
Shot under 32% FG:	.236 (13-55), Virginia, 11/6/19
Held opponent under 30% FG:	.263 (15-57) Bucknell, 11/23/19
Made 45+ FG:	47 vs. E. Tennessee State, 12/15/07
Made 15+ 3PT:	15, Georgia Tech, 3/4/17
Made 15+ 3PT (overtime)	15, at NC State, 2/1/17
Made 12+ 3PT:	14 at Georgetown, 12/14/19
Had 60% 3PT % (min. 10 makes)	.625 (15-24), Georgia Tech, 3/4/2017
Did not make a 3PT:	Holy Cross, 11/28/14
Attempted 50 FT:	51 vs. Connecticut (BET), 3/12/09
Attempted 40 FT:	41 vs. California (NCAA), 3/23/13
Attempted less than 6 FT	5 at Notre Dame, 1/5/19
Made 40 FT:	40 vs. Connecticut (BET), 3/12/09
Made 35 FT:	40 vs. Connecticut (BET), 3/12/09
Made less than 5 FT:	4 at Notre Dame, 1/5/19
Had 60+ rebounds:	63, Monmouth, 12/8/12
Had 50+ rebounds:	50, Toledo, 11/22/17
Had 20+ rebound margin	+22, South Carolina State, 11/22/16
Had 30+ rebound margin	+30, Kennesaw State, 11/14/14
Committed 25 fouls:	28 at Ohio State, 11/28/18
Had 30+ assists:	34, Eastern Michigan, 12/19/16
Committed less than 5 turnovers:	4, North Florida, 12/21/19
Committed less than 10 turnovers:	7, Oakland, 12/18/19
Committed 25+ turnovers:	26 vs. E. Tennessee State, 12/15/07
Forced 30-or-more turnovers:	32, Albany, 11/9/09

Had 20+ steals:	21, Albany, 11/9/09
Had 15+ blocked shots:	15, Oakland, 11/20/17
Won on last-second shot	Duke, 78-75, 2/22/17 (John Gillon 3-pt)

S

Game 1



11/9 Virginia 48
S Syracuse 34

Nov. 6 | Syracuse, N.Y. | Carrier Dome

The defending national champion Virginia Cavaliers defeated Syracuse on Atlantic Coast Conference (ACC) opening night, 48-34. Elijah Hughes' 14 points, were the most for the Orange.

"It's hard. They have guys who can guard the ball, they have shot blockers, they have good help side defense, so it's just really hard to get in a rhythm against them."

- Elijah Hughes

Virginia opened up an early 10-2 lead in the first 10 minutes of the contest. The teams shot a combined 5-for-25 from the field in that span. The Cavaliers converted only one-of-seven 3-point attempts, while the Orange missed all five of its attempts from behind the arc.

With 1:22 left in the opening half and Syracuse down by seven points, a Joseph Girard III shot from behind the arc bounced around the rim and in to bring 'Cuse back to within four. The Cavaliers took a 25-19 lead into the locker room.

With 8:32 to play, Virginia's Kody Stattman drilled a 3-point bucket to give his team a 42-27 cushion that carried the Cavaliers to victory.

Syracuse forced 16 Virginia turnovers. The Orange capitalized with 10 points off those miscues.

Visitor: Virginia (1-0)

PLAYER	FG-FGA	3G-3GA	FT-FTA	R	PF	TP	A	TO	B	S	MP
Diakite f	6-10	0-0	0-0	6	1	12	1	2	2	1	35
Clark g	3-9	2-8	2-2	11	0	10	7	3	0	1	40
Key g	3-10	0-5	1-2	10	2	7	2	2	0	2	33
Morsell g	1-6	1-6	0-0	2	2	3	1	2	1	0	26
Woldetsenae g	0-4	0-3	0-0	0	1	0	0	2	0	0	13
Huff	5-6	0-0	1-2	12	1	11	1	2	0	0	29
Stattman	2-4	1-3	0-0	3	0	5	2	1	1	0	21
McKoy	0-0	0-0	0-0	0	0	0	0	1	0	0	3
TEAM				3				1			
TOTALS	20-49	4-25	4-6	47	7	48	14	16	4	4	200

Total FG% 1st Half: 7-27 .259 2nd Half: 6-28 .214 Game: .236
3-Pt. FG% 1st Half: 11-24 .458 2nd Half: 9-25 .360 Game: .408
3-Pt. FG% 1st Half: 2-12 .167 2nd Half: 2-13 .154 Game: .160
FThrow% 1st Half: 1-2 .500 2nd Half: 3-4 .750 Game: .667

Home: Syracuse (0-1)

PLAYER	FG-FGA	3G-3GA	FT-FTA	R	PF	TP	A	TO	B	S	MP
Hughes f	4-14	3-10	3-5	5	2	14	1	1	1	1	40
Dolezaj f	2-8	0-2	0-0	9	3	4	2	2	0	0	40
Sidibe f	1-2	0-0	0-0	2	4	2	0	1	0	1	22
Boeheim g	3-12	1-8	0-0	2	1	7	1	1	1	1	32
Carey g	1-6	0-0	0-2	5	0	2	1	1	0	1	18
Girard III	1-6	1-4	0-0	0	1	3	2	2	0	0	22
Edwards	1-1	0-0	0-0	1	0	2	0	0	1	0	5
Guerrier	0-4	0-3	0-0	0	1	0	0	0	0	1	13
Goodine	0-2	0-2	0-0	0	0	0	0	0	0	0	8
TEAM				4				1			
TOTALS	13-55	5-29	3-7	28	12	34	7	9	3	5	200

Total FG% 1st Half: 7-27 .259 2nd Half: 6-28 .214 Game: .236
3-Pt. FG% 1st Half: 3-14 .214 2nd Half: 2-15 .133 Game: .172
FThrow% 1st Half: 2-5 .400 2nd Half: 1-2 .500 Game: .429

Officials: Clarence Armstrong, Doug Simons, Jamie Luckie
Technical fouls: Virginia - none, Syracuse - none
Attendance: 22,518

Score by Periods	1st	2nd	Total
Virginia	25	23	48
Syracuse	19	15	34

Game 2



S Syracuse 70
C Colgate 54

Nov. 13 | Syracuse, N.Y. | Carrier Dome

Three players in double figures carried Syracuse to its first victory of the season, a 70-54 triumph against in-state foe Colgate (1-2). Buddy Boeheim led the way with 17 points, Bourama Sidibe posted a double-double (12 points, 14 rebounds) and Elijah Hughes added 14.

"I thought we really located shooters well. We were flying around and we contested a lot of hard shots. We were rebounding really well and trying to push the tempo."

- Buddy Boeheim

Three early 3-pointers from the visitors helped Colgate to an early 9-1 advantage. Syracuse was unable to secure its first field goal until 6:07 into the contest, on a layup from Sidibe.

Five straight points from Hughes, and a jumper from the top of the key from Joseph Girard III opened a 24-18 lead for the Orange. Three made free throws from Marek Dolezaj and jumpers from Hughes and Boeheim propelled 'Cuse to a 31-25 lead at the break.

Syracuse came to life early in the second half, after Dolezaj threw down a two-handed slam to give the home team a 10-point advantage. Hughes' third 3-point make of the game pushed his team's lead to 51-31 with just over 10 minutes remaining in regulation. Boeheim added another long-range bucket three minutes later to give 'Cuse a 58-34 lead, its largest of the night.

Visitor: Colgate (1-2)

PLAYER	FG-FGA	3G-3GA	FT-FTA	R	PF	TP	A	TO	B	S	MP
Rayman f	2-9	1-2	0-0	8	3	5	2	1	0	1	31
Ivanaskas f	2-10	0-3	1-3	9	3	5	6	3	2	0	31
Burns g	4-12	4-10	0-0	2	1	12	0	3	1	2	32
Cummings g	3-11	2-9	2-2	1	1	10	1	0	0	1	35
Richardson g	2-8	2-8	0-0	2	4	6	3	5	0	1	29
Ferguson	2-6	2-6	0-0	1	0	6	1	1	0	1	12
Maynard	2-3	2-3	0-0	0	1	6	0	0	0	0	9
Records	0-0	0-0	2-2	1	1	2	1	0	1	0	5
Light	1-1	0-0	0-0	0	0	2	0	0	0	0	2
Moffatt	0-0	0-0	0-0	2	0	0	0	2	0	0	12
Williams	0-0	0-0	0-0	0	0	0	0	0	0	0	2
TEAM				5							
TOTALS	18-60	13-41	5-7	31	14	54	14	15	4	6	200

Total FG% 1st Half: 9-28 .321 2nd Half: 9-32 .281 Game: .300
3-Pt. FG% 1st Half: 6-21 .286 2nd Half: 7-20 .350 Game: .317
FThrow% 1st Half: 1-2 .500 2nd Half: 4-5 .800 Game: .714

Home: Syracuse (1-1)

PLAYER	FG-FGA	3G-3GA	FT-FTA	R	PF	TP	A	TO	B	S	MP
Hughes f	5-11	3-6	1-2	3	1	14	8	3	1	2	36
Dolezaj f	2-3	0-0	3-4	6	2	7	1	0	1	2	24
Sidibe f	6-6	0-0	0-2	14	3	12	0	2	1	0	27
Boeheim g	7-14	3-5	0-0	6	0	17	2	1	1	2	33
Carey g	0-2	0-0	1-2	1	1	1	0	2	0	0	5
Girard III	2-6	1-4	0-0	0	0	5	4	1	0	3	19
Guerrier	2-5	0-1	1-1	2	2	5	1	2	2	0	13
Edwards	2-3	0-0	0-0	1	1	4	0	0	0	0	12
Washington	1-2	0-1	1-1	2	0	3	2	1	0	0	7
Goodine	1-1	0-0	0-0	2	0	2	0	2	0	0	16
Braswell	0-2	0-0	0-0	2	1	0	0	1	0	0	8
TEAM				3				1			
TOTALS	28-55	7-17	7-12	42	11	70	20	14	6	9	200

Total FG% 1st Half: 12-28 .429 2nd Half: 16-27 .593 Game: .509
3-Pt. FG% 1st Half: 3-8 .375 2nd Half: 4-9 .444 Game: .412
FThrow% 1st Half: 4-8 .500 2nd Half: 3-4 .750 Game: .583

Officials: Trey Styons, Mike Roberts, Lee Cassell
Technical fouls: Colgate - none, Syracuse - none
Attendance: 21,281

Score by Periods	1st	2nd	Total
Colgate	25	29	54
Syracuse	31	39	70

Game 3



S Syracuse 89
U Seattle 67

Nov. 16 | Syracuse, N.Y. | Carrier Dome

In his first career start, freshman guard Joseph Girard III tallied 24 points and led Syracuse to an 89-67 victory against Seattle (2-3). Four other Orange finished in double figures -- Marek Dolezaj (19), Elijah Hughes (15), Quincy Guerrier (14) and Buddy Boeheim (10).

The scoring was plentiful early, as the teams made 18-of-31 combined field-goal attempts in the first 12 minutes of the game.

"When we have our spacing and get into the lane and get guys open, that's when we're at our best. We made a lot of shots in that first half for sure, and we made a lot in the second half as well."

- Joe Girard

A two-handed slam from Guerrier ignited the Dome crowd and gave the Orange a 16-point lead with 6:41 remaining. Two minutes later, Hughes blocked an attempt from Seattle's Myles Carter, sending Syracuse on a fast break that was capped off by a Girard 3-ball. The freshman paced the Orange with 13 points in the first half and his team took an 18-point lead into the locker room, 44-26.

Trailing 44-26 entering the second half, the Redhawks made six of seven three pointers in the first seven and a half minutes to cut the 'Cuse lead to 11.

Following the Seattle surge, the Orange regained its command and rebuilt its lead to as large as 22 points.

Visitor: Seattle (2-2)

PLAYER	FG-FGA	3G-3GA	FT-FTA	R	PF	TP	A	TO	B	S	MP
Brown g	10-24	1-3	2-3	7	4	23	3	1	0	1	39
Jones g	4-11	0-0	2-2	10	1	10	0	3	0	0	35
Carter f	4-11	0-0	2-2	10	1	10	0	3	0	0	35
Means g	1-8	1-7	2-2	2	3	5	5	3	0	4	31
Dallas c	1-1	0-0	1-1	1	4	3	0	2	0	0	9
Nettles	2-3	2-3	1-1	3	1	7	3	2	0	1	23
Hopkins	1-1	0-0	2-2	1	0	4	0	0	0	0	4
Da Campo	1-1	1-1	0-0	3	5	3	3	0	0	2	19
Hundal	0-1	0-1	0-0	2	1	0	0	0	0	0	8
Economou	0-3	0-3	0-0	0	3	0	0	0	0	0	7
Hauge	0-0	0-0	0-0	0	0	0	0	1	0	0	2
Pinskus	0-0	0-0	0-0	0	0	0	0	0	0	0	2
TEAM				0							
TOTALS	23-62	8-25	13-14	30	26	67	14	13	0	8	200

Total FG% 1st Half: 9-33 .273 2nd Half: 14-29 .483 Game: .371
3-Pt. FG% 1st Half: 1-12 .083 2nd Half: 7-13 .539 Game: .320
FThrow% 1st Half: 7-7 1.000 2nd Half: 6-7 .857 Game: .929

Home: Syracuse (2-1)

PLAYER	FG-FGA	3G-3GA	FT-FTA	R	PF	TP	A	TO	B	S	MP
Girard III g	7-8	5-6	5-5	5	3	24	2	3	0	2	31
Dolezaj f	7-8	0-0	5-10	2	2	19	4	0	0	3	37
Hughes f	6-13	2-8	1-1	6	3	15	4	3	2	1	40
Boeheim g	3-9	2-7	2-2	2	1	10	4	1	0	1	34
Sidibe f	2-2	0-0	3-4	6	3	7	1	2	1	0	20
Guerrier	3-5	0-2	8-14	7	0	14	0	1	1	0	17
Goodine	0-2	0-0	0-0	2	2	0	3	3	0	1	13
Edwards	0-0	0-0	0-0	3	2	0	0	1	0	0	6
Paul	0-0	0-0	0-0	0	0	0	0	0	0	0	1
Belbey	0-0	0-0	0-0	0	0	0	0	0	0	0	1
TEAM				3				0			
TOTALS	28-47	9-23	24-36	36	16	89	18	14	4	8	200

Total FG% 1st Half: 15-24 .625 2nd Half: 13-23 .565 Game: .596
3-Pt. FG% 1st Half: 7-14 .500 2nd Half: 2-9 .222 Game: .391
FThrow% 1st Half: 7-12 .583 2nd Half: 17-24 .708 Game: .667

Officials: Lamar Simpson, James Breeding, Bert Smith
Technical fouls: Syracuse - none, Seattle - none
Attendance: 21,487

Score by Periods	1st	2nd	Total
Seattle U	26	41	67
Syracuse	44	45	89

SYRACUSE

Game 4



Syracuse 72
Cornell 53

Nov. 20 | Syracuse, N.Y. | Carrier Dome

Syracuse defeated Cornell in the "Battle of the Boeheim's" on Wednesday night. Orange coach Jim Boeheim benefited from Buddy Boeheim's 16 points in overcoming the game-high 25 points Cornell received from Jimmy Boeheim.

"Just being with Jimmy is really special. I grew up looking up to him, he gave me that competitive edge and never let me beat him in whatever we did. I always wanted to be better than him and tried to be at the level he was at."

- Buddy Boeheim

Shots were not falling for either side during the first half, and Cornell outscored the Orange 16-10 in 14:29 before the break. Syracuse went to the locker room with a 26-25 lead, behind Buddy Boeheim's 10 points.

The Syracuse offense picked up to start the second half. Marek Dolezaj made three baskets in the first six minutes to help push the Syracuse lead to six with 14:43 to go in regulation. The Orange took control of the glass, outrebounding the Big Red, 8-4, in the first eight minutes after halftime.

Ahead 57-46, Hughes and Boeheim knocked down consecutive three-pointers to put the Orange up by 14 points with 2:46 left in the game. Hughes knocked down another 3-point strike, increasing the lead to 15 with a minute and a half to play, sealing the third straight Syracuse victory.

Visitor: Cornell (1-4)

PLAYER	FG-FGA	3G-3GA	FT-FTA	R	PF	TP	A	TO	B	S	MP
Boeheim f	7-16	2-7	9-11	2	0	25	2	1	0	0	35
Warren f	1-1	0-0	4-6	2	4	6	2	3	0	0	31
McCarty f	1-5	1-5	0-1	3	2	3	0	0	1	0	24
Knapp g	1-3	0-1	0-0	1	0	2	0	0	0	0	15
McBride g	0-3	0-3	0-0	0	2	0	5	0	0	0	33
Jones	3-7	3-7	6-7	5	2	15	1	1	0	1	25
Voss	1-2	0-1	0-0	1	1	2	0	0	0	0	13
Noll	0-2	0-2	0-0	3	0	0	1	1	0	1	11
Dickson	0-0	0-0	0-0	1	2	0	0	0	0	0	10
Filien	0-0	0-0	0-0	0	0	0	0	0	0	0	1
Dolan	0-1	0-1	0-0	0	0	0	0	0	0	0	1
Mack	0-0	0-0	0-0	0	0	0	0	0	0	0	1
TEAM				2			3				
TOTALS	14-40	6-27	19-25	24	13	53	11	9	1	4	200

Total FG%	1st Half: 8-23 .347	2nd Half: 6-17 .353	Game: .350
3-Pt. FG%	1st Half: 3-16 .188	2nd Half: 3-11 .273	Game: .222
FThrow%	1st Half: 6-6 1.000	2nd Half: 13-19 .684	Game: .760

Home: Syracuse (3-1)

PLAYER	FG-FGA	3G-3GA	FT-FTA	R	PF	TP	A	TO	B	S	MP
Hughes f	7-14	3-6	5-7	3	2	22	7	0	0	0	38
Dolezaj f	3-4	0-0	0-2	8	5	6	2	1	0	0	34
Sidibe f	3-3	0-0	0-0	4	4	6	1	0	0	0	30
Boeheim g	6-18	4-13	0-0	2	1	16	3	0	0	1	37
Girard III g	2-8	2-7	3-3	6	1	9	4	3	0	1	36
Guerrier	3-5	1-1	3-4	5	3	10	0	2	0	0	16
Goodine	1-1	0-0	1-2	0	0	3	1	1	0	0	7
Edwards	0-0	0-0	0-0	0	0	0	0	0	0	0	2
TEAM				7							
TOTALS	25-53	10-27	12-18	35	16	72	18	7	0	2	200

Total FG%	1st Half: 10-28 .357	2nd Half: 15-25 .600	Game: .472
3-Pt. FG%	1st Half: 4-14 .286	2nd Half: 6-13 .462	Game: .370
FThrow%	1st Half: 2-2 1.000	2nd Half: 10-16 .625	Game: .667

Officials: Greg Evans, Mike Stephens, Mike Eades
Technical fouls: Cornell - none, Syracuse - none
Attendance: 21,123

Score by Periods	1st	2nd	Total
Cornell	25	28	53
Syracuse	26	46	72

Game 5



Syracuse 97
Bucknell 46

Nov. 23 | Syracuse, N.Y. | Carrier Dome

A career-high 22 points from Buddy Boeheim led the way in Syracuse's 97-46 victory against Bucknell. The victory was the Orange's fourth straight this season.

"We played well. We made shots. That was the biggest thing from today. I'm just trying to be a complete basketball player."

- Elijah Hughes

Along with Boeheim's 22, Elijah Hughes provided 21, Joseph Girard III added 12 and freshman Jesse Edwards had a career-high 10 points off the bench.

Eight of the first 10 Orange points in the contest came from Hughes as Syracuse built a 10-5 lead. Hughes stayed hot as the half went on, burying two more 3-pointers to push the Orange lead to 31-12 with 9:30 remaining in the half. He ended the half with 16 points, four rebounds and three assists.

The Orange forced 13 Bison turnovers in the first half and converted them into 19 points.

Syracuse put together a 12-0 run early in the second half to push its lead to 37. Boeheim hit back-to-back 3-pointers in the stretch. Eventually, the Orange margin swelled to as many 53 points, and Syracuse outscored Bucknell after the break, 46-20.

Visitor: Bucknell (2-4)

PLAYER	FG-FGA	3G-3GA	FT-FTA	R	PF	TP	A	TO	B	S	MP
Moore f	6-9	0-0	5-7	5	2	17	0	2	0	1	21
Sotos g	2-5	1-4	2-2	4	1	7	4	2	0	2	27
Newman c	0-4	0-0	4-6	5	2	4	0	2	0	1	19
Funk g	1-5	1-5	0-0	1	0	3	2	0	1	1	25
Toomer g	1-8	1-4	0-0	0	2	3	1	4	0	0	21
Meeks	2-5	0-1	0-0	1	1	4	0	4	0	0	19
Spear	1-6	0-1	0-0	5	1	2	0	1	1	0	17
Ellis	1-7	0-5	0-0	0	2	2	2	3	0	1	15
Rice	0-2	0-1	2-2	2	0	2	1	2	0	0	14
van der Heijden	1-3	0-1	0-0	0	1	2	0	2	0	0	6
Robertson	0-3	0-2	0-0	3	1	0	0	0	0	0	12
Rhodes	0-0	0-0	0-0	0	0	0	0	0	0	0	2
Timmerman	0-0	0-0	0-0	0	0	0	0	1	0	0	2
TEAM				6							
TOTALS	15-57	3-24	13-17	32	13	46	10	23	2	6	200

Total FG%	1st Half: 9-27 .333	2nd Half: 6-30 .200	Game: .263
3-Pt. FG%	1st Half: 3-13 .231	2nd Half: 0-11 .000	Game: .125
FThrow%	1st Half: 5-7 .714	2nd Half: 8-10 .800	Game: .765

Home: Syracuse (4-1)

PLAYER	FG-FGA	3G-3GA	FT-FTA	R	PF	TP	A	TO	B	S	MP
Boeheim g	8-12	6-8	0-0	0	0	22	4	0	2	2	23
Hughes f	7-12	5-10	2-2	6	1	21	5	3	2	1	26
Girard III g	4-6	2-4	2-2	0	0	12	6	1	1	2	21
Sidibe c	3-5	0-0	3-4	9	2	9	0	0	2	1	19
Dolezaj f	2-4	0-0	2-2	7	2	6	3	0	3	2	24
Edwards	5-5	0-0	0-0	5	1	10	0	1	2	0	14
Guerrier	4-8	0-2	0-1	8	2	8	1	3	2	1	24
Goodine	3-7	0-2	0-0	2	3	6	1	3	1	3	20
Washington	1-4	1-1	0-0	1	0	3	3	1	0	0	12
Braswell	0-2	0-1	0-0	2	1	0	0	0	0	2	9
Paul	0-1	0-1	0-0	0	0	0	0	0	0	0	2
LaValle	0-0	0-0	0-0	0	0	0	0	2	1	0	2
Belbey	0-0	0-0	0-0	0	0	0	0	0	0	0	2
Giancola	0-0	0-0	0-0	0	0	0	0	0	0	0	2
TEAM				4			1				
TOTALS	37-66	14-29	9-11	44	12	97	25	15	13	14	200

Total FG%	1st Half: 18-31 .581	2nd Half: 19-35 .543	Game: .561
3-Pt. FG%	1st Half: 8-17 .471	2nd Half: 6-12 .500	Game: .483
FThrow%	1st Half: 7-9 .778	2nd Half: 2-2 1.000	Game: .818

Officials: Jeff Pon, Lee Cassell, Jamie Luckie
Technical fouls: Cornell - none, Syracuse - none
Attendance: 17,181

Score by Periods	1st	2nd	Total
Bucknell	26	20	46
Syracuse	51	46	97

Game 6



Oklahoma State 86
Syracuse 72

Nov. 27 | Brooklyn, N.Y. | Barclays Center

The four-game winning streak for Syracuse came to an end as the Orange were defeated, 86-72, by Oklahoma State in the NIT Season Tip-Off. Elijah Hughes posted a career-high 28 points in the loss.

"I thought we fought about as hard as we could but when we don't shoot a little better from the field and we miss that many free throws it's not going to be a good outcome for us."

- Coach Jim Boeheim

The Orange fell into an early 11-0 hole. Marek Dolezaj hit two free throws 3:03 into the action to get Syracuse on the board and Joseph Girard III added three points from the line shortly after.

The Orange answered with a 10-0 run capped off by a Buddy Boeheim 3-pointer. Hughes began to heat up, knocking down a 3-ball to tie the score at 13 and giving 'Cuse its first lead of the night, 15-14, with a pair of free throws.

Oklahoma State led by as many as 19 points before the Orange rattled off a 9-0 run to make the score 58-48 with 11:44 to play. Girard logged five points in that span, including a 3-point strike. Oklahoma State led 66-51 with 8:54 to play, and a 3-pointer from senior Thomas Dziagwa made the score 69-52, 13 seconds later.

The Orange decreased the gap to 13, but the Cowboys ultimately cruised to the 14-point victory.

Visitor: Oklahoma State (6-0)

PLAYER	FG-FGA	3G-3GA	FT-FTA	R	PF	TP	A	TO	B	S	MP
Likekele g	8-11	1-1	9-10	5	1	26	8	3	0	5	35
Anei f	6-9	0-0	7-8	8	4	19	0	1	2	2	24
Dziagwa g	5-12	4-11	2-2	3	1	16	2	0	0	1	32
McGriff f	3-4	1-2	0-0	8	5	7	2	4	0	0	26
Waters III g	1-4	0-2	2-2	3	4	4	0	4	0	2	27
Harris Jr.	3-7	3-7	0-0	3	0	9	2	2	0	0	18
Boone, Kal.	1-2	0-0	0-0	1	2	2	0	1	0	0	8
Laurent	0-0	0-0	2-2	0	1	2	0	1	0	0	2
Roessink	0-2	0-1	1-4	1	3	1	1	2	0	0	17
Anderson III	0-4	0-2	0-0	4	2	0	2	2	0	2	9
Boone, Key.	0-0	0-0	0-0	0	1	0	0	0	0	0	2
TEAM				3			2				
TOTALS	27-55	9-26	23-28	39	24	86	17	20	2	12	200

Total FG%	1st Half: 13-26 .500	2nd Half: 14-29 .483	Game: .491
3-Pt. FG%	1st Half: 5-15 .333	2nd Half: 4-11 .364	Game: .346
FThrow%	1st Half: 12-17 .706	2nd Half: 11-11 1.000	Game: .821

Home: Syracuse (4-2)

PLAYER	FG-FGA	3G-3GA	FT-FTA	R	PF	TP	A	TO	B	S	MP
Hughes f	8-15	5-10	7-8	4	4	28	1	2	1	0	33
Girard III g	3-11	1-7	5-5	2	4	12	9	5	0	3	35
Boeheim g	2-11	1-7	3-4	1	1	8	3	2	0	0	29
Dolezaj f	1-3	0-1	5-10	2	4	7	1	3	0	3	34
Sidibe c	3-7	0-0	0-0	9	4	6	0	2	0	1	21
Guerrier	0-2	0-1	4-6	6	3	4	0	2	1	1	19
Goodine	1-4	0-3	1-2	2	0	3	0	1	0	1	12
Braswell	1-1	0-1	0-0	0	0	3	0	0	0	0	7
Edwards	0-1	0-0	1-2	1	0	1	0	0	0	0	6
Washington	0-1	0-1	0-0	1	0	0	0	0	0	0	4
TEAM				3							
TOTALS	19-56	8-31	26-37	31	20	72	14	17	2	9	200

Total FG%	1st Half: 7-25 .280	2nd Half: 12-31 .387	Game: .339
3-Pt. FG%	1st Half: 4-13 .308	2nd Half: 4-18 .222	Game: .258
FThrow%	1st Half: 13-18 .722	2nd Half: 13-19 .684	Game: .703

Officials: A.J. Desai, Lamar Simpson, Mike Stephens
Technical fouls: Oklahoma State - none, Syracuse - none
Attendance: 4,114

Score by Periods	1st	2nd	Total
Oklahoma State	43	43	86
Syracuse	31	41	72

Game 7



	Penn State	85
	Syracuse	64

Nov. 29 | Brooklyn, N.Y. | Barclays Center

A tough shooting night and a one-sided battle on the boards left Syracuse (4-3) with its second straight loss, falling to Penn State (6-1), 84-65, Friday night at the Barclays Center. The Nittany Lions earned third place in the NIT Season Tip-Off tournament with the win.

"We're not making some of the shots we need to make, but the bottom line of this game is we have to rebound the ball."

- Coach Jim Boeheim

Penn State grabbed four quick offensive boards in the early-going and sophomore guard Myreon Jones drilled two of his first three 3-pointers to give his team a 10-5 advantage. The Nittany Lions built a 12-2 scoring run in the next five minutes of play, and led 22-9 early on.

Hughes began to ignite the 'Cuse offense, nailing two 3-pointers of his own and going 4-for-5 from the charity stripe. Hughes ended the half with 10 points, three rebounds and three assists. Penn State led 34-27 at half.

The Orange started strong in the second half, tying the game at 35 thanks to an 8-1 run. Hughes tied the score with an emphatic two-handed slam and Joseph Girard III added four points and two steals in the stretch.

With a 63-56 cushion, the Nittany Lions' 11-4 run was enough to put the Orange out of reach. A 3-ball from freshman Seth Lundy and field goals from seniors Mike Watkins and Lamar Stevens gave Penn State a 74-60 edge with 2:21 to go in the contest. The Nittany Lions cruised from that point to the 21-point victory.

Visitor: Penn State (6-1)

PLAYER	FG-FGA	3G-3GA	FT-FTA	R	PF	TP	A	TO	B	S	MP
Stevens f	6-12	1-4	7-8	7	4	20	4	3	0	1	27
Jones, M.g	4-13	3-8	5-6	10	2	16	3	2	0	0	37
Watkins f	5-13	0-0	5-10	16	4	15	1	3	4	2	31
Dread g	2-9	2-8	0-0	3	3	6	3	1	0	0	18
Wheeler g	1-2	0-1	2-4	7	1	4	3	2	0	2	34
Jones, C.	5-10	3-7	1-2	2	2	14	4	0	0	0	26
Lundy	4-8	1-2	1-1	4	3	10	0	1	0	1	15
Harrar	0-0	0-0	0-0	0	1	0	0	0	0	0	7
Brockington	0-0	0-0	0-0	2	1	0	0	1	0	0	4
Hazle	0-0	0-0	0-0	0	0	0	0	0	0	0	1
TEAM				6				1			
TOTALS	27-67	10-30	21-31	57	21	85	18	14	4	6	200

Total FG%	1st Half: 11-34 .324	2nd Half: 16-33 .485	Game: .403
3-Pt. FG%	1st Half: 4-16 .250	2nd Half: 6-14 .429	Game: .333
F Throw%	1st Half: 8-12 .667	2nd Half: 13-19 .684	Game: .677

Home: Syracuse (4-3)

PLAYER	FG-FGA	3G-3GA	FT-FTA	R	PF	TP	A	TO	B	S	MP
Hughes f	3-11	2-7	11-13	4	3	19	4	1	2	2	40
Boeheim g	5-16	3-8	1-3	1	1	14	1	3	0	0	39
Dolezaj f	3-4	0-0	4-8	5	5	10	2	1	0	1	31
Girard III g	1-9	0-4	4-5	2	1	6	7	2	0	2	32
Sidibe c	1-3	0-0	0-0	1	5	2	0	0	0	1	17
Guerrier	5-9	1-2	2-4	10	3	13	0	3	0	1	31
Goodine	0-2	0-1	0-0	0	2	0	0	2	0	1	9
Braswell	0-0	0-0	0-0	0	1	0	0	0	0	0	1
TEAM				5							
TOTALS	18-54	6-22	22-33	28	21	64	14	12	2	8	200

Total FG%	1st Half: 9-26 .346	2nd Half: 9-28 .321	Game: .333
3-Pt. FG%	1st Half: 4-8 .500	2nd Half: 2-14 .143	Game: .273
F Throw%	1st Half: 5-10 .500	2nd Half: 17-23 .739	Game: .667

Officials: Owen Shortt, Antonio Petty, Tim Clougherty
Technical fouls: Penn State - none, Syracuse - none
Attendance: 20,884

Score by Periods	1st	2nd	Total
Penn State	34	51	85
Syracuse	27	37	64

Game 8



	Iowa	68
	Syracuse	54

Dec. 3 | Syracuse, N.Y. | Carrier Dome

Iowa (6-2) handed Syracuse (4-4) its third straight loss, 68-54, in a Big Ten/ACC Challenge matchup Tuesday night in the Carrier Dome. Marek Dolezaj's 12 points led the Orange, followed by Elijah Hughes who scored 10.

"You just have to forget about it. We just need to come back, play defense and keep adding baskets. We need to start moving the ball and play better."

- Marek Dolezaj

Coach Jim Boeheim's famous zone defense proved to be effective to start the contest, as the Orange forced four Hawkeye turnovers in the opening three minutes. Joseph Girard III swiped the ball twice in that span. 'Cuse cashed in on the takeaways, scoring eight fast-break points in the early going, compared to two for Iowa.

In the closing moments of a back-and-forth first half, Buddy Boeheim knocked down a 3-point shot to put the Orange on top 26-25. Dolezaj added a make from the perimeter and Iowa went to the break with a 30-29 advantage. Five different Orange players scored points in the first 20 minutes, Dolezaj leading the way with 10. Bourama Sidibe grabbed five boards to top the squad.

Luke Garza and Jordan Bohannon each buried 3-balls to push the Hawkeye lead to six out of the gates in the second half. Iowa hit seven of its first 10 field goals out of the intermission and outscored Syracuse 26-9 in 11 minutes of play, leading by as many as 18.

The Hawkeyes hit 11 3-point shots. Syracuse finished with six makes from the perimeter.

Visitor: Iowa (6-2)

PLAYER	FG-FGA	3G-3GA	FT-FTA	R	PF	TP	A	TO	B	S	MP
Garza c	9-15	1-1	4-5	9	1	23	2	2	0	1	36
Bohannon g	6-15	5-14	0-0	1	3	17	1	1	0	1	37
Wieskamp g	5-12	3-8	0-0	9	0	13	4	2	1	3	36
McCaffery f	2-6	1-4	0-0	5	2	5	4	0	0	1	36
Kriener f	1-3	0-0	0-0	5	3	2	2	2	0	1	14
Toussaint	2-7	0-4	1-2	2	3	5	2	1	0	2	13
Evelyn	1-3	1-3	0-0	1	1	3	1	2	0	1	18
Till	0-0	0-0	0-1	3	2	0	1	0	0	0	10
TEAM				2				2			
TOTALS	26-61	11-34	5-8	37	15	68	17	12	1	10	200

Total FG%	1st Half: 11-32 .344	2nd Half: 15-29 .517	Game: .426
3-Pt. FG%	1st Half: 5-18 .278	2nd Half: 6-16 .375	Game: .324
F Throw%	1st Half: 3-5 .600	2nd Half: 2-3 .667	Game: .625

Home: Syracuse (4-4)

PLAYER	FG-FGA	3G-3GA	FT-FTA	R	PF	TP	A	TO	B	S	MP
Dolezaj f	4-6	1-1	3-4	4	3	12	2	3	0	1	29
Hughes f	3-13	3-5	1-2	7	0	10	2	4	2	1	40
Sidibe c	3-4	0-0	2-5	8	3	8	0	2	0	0	27
Boeheim g	2-10	1-5	2-2	1	2	7	3	2	0	0	30
Girard III g	2-8	0-4	2-2	3	0	6	4	1	0	2	29
Washington	2-3	1-2	0-0	0	0	5	1	1	0	1	6
Guerrier	2-5	0-2	0-0	7	4	4	0	1	0	1	22
Edwards	1-1	0-0	0-0	0	2	0	0	0	0	0	3
Goodine	0-2	0-2	0-0	0	1	0	1	2	0	0	14
TEAM				6							
TOTALS	19-52	6-21	10-15	36	13	54	13	16	2	6	200

Total FG%	1st Half: 10-27 .370	2nd Half: 9-25 .360	Game: .365
3-Pt. FG%	1st Half: 4-12 .333	2nd Half: 2-9 .222	Game: .286
F Throw%	1st Half: 5-8 .625	2nd Half: 5-7 .714	Game: .667

Officials: Wally Retecki, Brian Dorsey, Ted Valentine
Technical fouls: Iowa - none, Syracuse - none
Attendance: 20,884

Score by Periods	1st	2nd	Total
Iowa	30	38	68
Syracuse	29	25	54

Game 9



	Syracuse	97
	Georgia Tech	63

Dec. 7 | Atlanta, GA | McCamish Pavilion

Redshirt junior Elijah Hughes and sophomore Buddy Boeheim recorded career highs in points to lead Syracuse to a 97-63 victory at Georgia Tech on Saturday. The win was the first for the Orange in ACC play this season and snaps a three-game losing streak.

"I saw the first two or three go in and I just felt good after that. I really felt like every shot I shot was going in."

- Elijah Hughes

Syracuse's performance wasn't just one of the best of the season, but one of its most dominating since joining the ACC in 2013-14. The 97 points and 34-point margin of victory are the most for the Orange against an ACC opponent.

The teams traded baskets before Hughes' second 3-pointer of the game at the 18:41 mark sparked Syracuse on a 23-5 scoring run. The five-minute stretch gave the Orange a commanding, 23-7 lead. Hughes scored 14 of his 26 first-half points during the offensive outburst. Syracuse took a 48-28 lead into the locker room at halftime.

Boeheim got Syracuse off on the right foot in the second half as he scored the Orange's first 11 points after intermission. The shooting spree helped the Orange increase their advantage to 27, 59-32, at the first media timeout. Syracuse continued to pull away and led by as many as 37 points in the 97-63 victory.

Visitor: Syracuse (5-4)

PLAYER	FG-FGA	3G-3GA	FT-FTA	R	PF	TP	A	TO	B	S	MP
Hughes f	10-15	6-11	7-7	5	1	33	4	3	1	1	34
Boeheim g	8-15	6-13	4-4	1	3	26	3	3	0	1	33
Dolezaj f	3-6	0-0	5-6	8	3	11	3	1	3	3	30
Girard III g	3-7	2-5	2-2	3	1	10	4	3	0	1	22
Sidibe c	2-4	0-0	1-3	9	4	5	0	2	1	5	28
Edwards	3-3	0-0	1-2	3	1	7	0	0	1	0	7
Goodine	0-0	0-0	3-4	0	0	3	0	0	0	1	4
Washington	0-2	0-2	2-2	2	1	2	8	1	0	1	17
Guerrier	0-3	0-1	0-0	2	5	0	1	3	0	0	12
Braswell	0-1	0-1	0-0	2	0	0	0	1	0	1	8
Belbey	0-1	0-0	0-0	0	0	0	0	0	0	0	2
Paul	0-0	0-0	0-0	0	0	0	0	0	0	0	1
Lavalle	0-0	0-0	0-0	0	0	0	0	0	0	0	1
Giancola	0-0	0-0	0-0	0	0	0	0	0	0	0	1
TEAM				5							
TOTALS	29-57	14-33	25-30	40	19	97	23	17	6	14	200

Total FG%	1st Half: 14-32 .438	2nd Half: 15-25 .600	Game: .509
3-Pt. FG%	1st Half: 7-20 .350	2nd Half: 7-13 .534	Game: .424
F Throw%	1st Half: 13-16.813	2nd Half: 12-14 .857	Game: .833

Home: Georgia Tech (4-3)

PLAYER	FG-FGA	3G-3GA	FT-FTA	R	PF	TP	A	TO	B	S	MP
Wright f	8-17	0-0	1-5	9	4	17	1	4	1	2	28
Parham g	4-11	3-9	0-0	1	2	11	3	4	0	1	34
Banks III c	3-6	0-0	2-3	3	5	8	0	1	0	0	24
Moore f	2-4	2-3	2-5	2	5	8	6	2	0	1	23
Devoe g	2-12	1-5	2-4	0	1	7	6	3	0	2	38
Price	2-5	1-4	0-0	2	1	5	2	2	0	0	26
Cole	2-6	0-0	1	6	2	4	0	2	0	1	16
Phillips	1-2	1-2	0-0	0	0	3	1	1	1	1	11
TEAM				7							
TOTALS	24-63	8-23	7-18	30	20	63	19	19	2	8	200

Total FG%	1st Half: 12-32 .375	2nd Half: 12-31 .387	Game: .381
3-Pt. FG%	1st Half: 3-9 .333	2nd Half: 5-14 .357	Game: .348
F Throw%	1st Half: 1-5 .200	2nd Half: 6-13 .462	Game: .389

Officials: Jerry Heater, Doug Shows, Lee Cassell
Technical fouls: Syracuse - none, Georgia Tech - none
Attendance: 5,743

Score by Periods	1st	2nd	Total
Syracuse	48	49	97
Georgia Tech	28	35	63

Game 10 FOX

G	Georgetown	89
S	Syracuse	79

Dec. 14 | Washington, D.C. | Capital One Arena

In the latest chapter of one of college basketball's most storied rivalries, Georgetown defeated Syracuse, 89-79, Saturday afternoon. It was the 95th meeting between the former BIG EAST rivals and the Orange now lead the series 51-44.

"I think by far this is the best team we've seen from Georgetown in the past few years. I thought we fought hard. We came back, we kept doing things but we really couldn't get stops at the other end when we needed to."

- Coach Jim Boeheim

After not scoring in the first half, Buddy Boeheim exploded for 25 points in the second. The sophomore finished 7-for-13 from 3-point range and 9-18 from the field.

A 14-2 Hoya burst to close the half put them on top, 48-36, headed into the locker room. Georgetown's Mac McClung led all players with 21 points in the first 20 minutes and provided nine straight points, including a 3-pointer, during his team's push.

Hughes and Marek Dolezaj each ended the first half in double figures. Hughes led the way with 18 points, shooting 7-11 from the field and knocking down three shots from beyond the arc. Dolezaj made five of his first six field goals and went to the break with 10 points. Each player had a team-high three assists.

Georgetown center Omer Yurtseven's dunk with 2:46 left to play pushed the Hoya lead to 82-68. Syracuse would get within 8 points thanks to two more 3-balls from Boeheim, but Georgetown held on for the 89-79 victory.

Visitor: Syracuse (5-5)

PLAYER	FG-FGA	3G-3GA	FT-FTA	R	PF	TP	A	TO	B	S	MP
Boeheim g	9-18	7-13	0-0	2	5	25	3	1	0	0	36
Hughes f	8-18	3-9	2-5	6	1	21	9	2	0	1	40
Girard III g	5-11	4-9	2-2	4	3	16	2	3	0	0	35
Dolezaj f	6-9	0-0	1-2	9	5	13	4	2	0	0	35
Sidibe c	1-2	0-0	0-0	5	4	2	0	1	3	1	28
Washington	1-2	0-0	0-0	2	0	2	0	1	0	0	10
Edwards	0-0	0-0	0-0	0	3	0	0	0	0	0	11
Guerrier	0-2	0-2	0-0	3	0	0	1	1	0	0	11
TEAM											
TOTALS	30-62	14-32	5-9	29	23	79	18	12	3	2	200

Total FG%	1st Half: 15-30 .500	2nd Half: 15-32 .469	Game: .484
3-Pt. FG%	1st Half: 5-13 .385	2nd Half: 9-19 .474	Game: .438
FThrow%	1st Half: 1-3 .333	2nd Half: 4-6 .667	Game: .556

Home: Georgetown (7-3)

PLAYER	FG-FGA	3G-3GA	FT-FTA	R	PF	TP	A	TO	B	S	MP
McClung g	7-16	3-8	9-10	4	2	26	2	0	0	1	36
Yurtseven c	7-13	0-0	5-7	9	4	19	1	6	0	0	34
Mosely g	5-8	4-6	2-3	7	1	16	5	0	1	1	36
Allen g	3-5	0-0	8-11	2	4	14	6	2	0	2	38
Pickett f	2-8	1-3	0-0	9	3	5	2	2	0	1	25
Blair	3-8	3-8	0-0	3	0	9	3	0	0	0	17
Wahab	0-1	0-0	0-0	4	0	0	1	1	1	0	8
Edwards	0-2	0-0	0-0	1	0	0	0	0	0	0	6
TEAM											
TOTALS	27-61	11-25	24-31	41	14	89	20	11	2	5	200

Total FG%	1st Half: 13-30 .433	2nd Half: 14-31 .452	Game: .443
3-Pt. FG%	1st Half: 7-12 .583	2nd Half: 4-13 .308	Game: .440
FThrow%	1st Half: 15-19 .790	2nd Half: 9-12 .750	Game: .774

Officials: Roger Ayers, John Gaffney, Michael Stephens
Technical fouls: Syracuse - (1) TEAM, Georgetown - (1) McClung
Attendance: 15,102

Score by Periods	1st	2nd	Total
Syracuse	36	43	79
Georgetown	48	41	89

Game 11 ESPN

S	Syracuse	74
O	Oakland	62

Dec. 18 | Syracuse, N.Y. | Carrier Dome

Elijah Hughes' 23 points lifted Syracuse over Oakland, 74-62, Wednesday night in the Dome. The Orange remain unbeaten in four contests against the Golden Grizzlies.

"We just have to compete. You have to come out and compete. We try to hold it down back there. I know it's hard, they've got some big guys back there, but we still have to play with a lot of heart and compete."

- Elijah Hughes

The teams were a combined 5-for-21 from the field in the first eight and a half minutes.

With Syracuse clinging to a 12-11 lead, Buddy Boeheim scored the next 11 points for the Orange on two 3-pointers, three free throws and a jumper.

Hughes began to heat up with a thunderous one-handed slam and followed that with a pair of 3-balls to give Syracuse a 41-33 cushion. The Orange took a 43-35 lead into halftime, Hughes leading the way with 15 points.

After battling back-and-forth for the next seven minutes, a pair of free throws from Girard and a layup from Sidibe gave the Orange a 70-60 advantage with 3:21 to go in regulation. Girard hit the 20-point mark for the second time this season with the two makes from the free throw line. The Orange would coast from that point to the 12-point victory.

Visitor: Oakland (5-7)

PLAYER	FG-FGA	3G-3GA	FT-FTA	R	PF	TP	A	TO	B	S	MP
Brechtling c	6-7	0-0	8-8	6	4	20	1	2	1	0	31
Hill-Mais f	6-9	0-0	4-4	6	5	16	3	2	0	0	30
Maddox Jr. g	3-5	2-3	1-1	2	2	9	4	4	0	3	31
Oladapo f	1-6	0-0	1-2	3	0	3	1	0	0	0	26
Monroe g	0-2	0-1	2-3	4	2	2	2	0	1	1	14
Lampman	1-7	1-7	2-4	2	0	5	0	1	0	0	29
Kangu	1-3	0-2	2-2	2	0	4	1	2	0	0	11
Gettlefinger	1-2	1-2	0-0	0	1	3	0	1	0	0	6
Pittman Jr.	0-1	0-1	0-0	2	1	0	1	1	0	0	16
Harris	0-1	0-1	0-0	2	0	0	2	0	0	0	4
Nesome	0-1	0-1	0-0	0	1	0	0	0	0	0	1
Sownmi	0-0	0-0	0-0	0	0	0	0	0	0	0	1
TEAM											
TOTALS	19-44	4-18	20-24	34	16	62	15	16	1	4	200

Total FG%	1st Half: 11-24 .458	2nd Half: 8-20 .400	Game: .432
3-Pt. FG%	1st Half: 2-9 .222	2nd Half: 2-9 .222	Game: .222
FThrow%	1st Half: 11-14 .786	2nd Half: 9-10 .900	Game: .833

Home: Syracuse (6-5)

PLAYER	FG-FGA	3G-3GA	FT-FTA	R	PF	TP	A	TO	B	S	MP
Hughes f	9-18	5-10	0-0	2	3	23	3	0	0	0	40
Girard III g	5-15	3-10	7-7	1	0	20	7	1	0	2	36
Boeheim g	4-13	3-11	3-3	0	1	14	4	1	0	2	40
Dolezaj f	3-6	0-2	3-4	5	2	9	2	2	1	2	38
Sidibe c	1-3	0-0	1-2	13	4	3	0	1	1	4	23
Edwards	1-1	0-0	1-2	2	2	3	0	0	1	1	7
Guerrier	1-2	0-1	0-0	2	4	2	3	0	0	0	12
Washington	0-0	0-0	0-0	0	0	0	1	2	0	0	4
TEAM											
TOTALS	24-58	11-34	15-18	29	16	74	20	7	3	11	200

Total FG%	1st Half: 14-32 .438	2nd Half: 10-26 .385	Game: .414
3-Pt. FG%	1st Half: 7-22 .318	2nd Half: 4-12 .333	Game: .324
FThrow%	1st Half: 8-10 .800	2nd Half: 7-8 .875	Game: .833

Officials: Sean Hull, Terry Wymer, Mike Eades
Technical fouls: Oakland - none, Syracuse - none
Attendance: 16,394

Score by Periods	1st	2nd	Total
Oakland	35	27	62
Syracuse	43	31	74

Game 12 ACCN

S	Syracuse	82
N	North Florida	70

Dec. 21 | Syracuse, N.Y. | Carrier Dome

Five different players in double figures carried Syracuse past a record-setting 3-point assault from North Florida, 82-70, Saturday night at the Carrier Dome.

"No matter who you're playing against or what team you are, if you have four turnovers in 40 minutes, that's usually pretty good. More likely than not, you're going to be coming out on top. We pride ourselves in that. If you can keep the possession and not turn it away, usually you're going to be successful."

- Buddy Boeheim

The Orange benefited from double-digit scoring efforts by Elijah Hughes (18), Marek Dolezaj (17), Buddy Boeheim (16), Joseph Girard III (14) and Quincy Guerrier (10).

The Ospreys buried 17 shots from behind the arc, second most by a Syracuse opponent in history, and their 46 attempts were the most any team has tried against the Orange. The Orange utilized the 3-pointer as well, converting 10-of-26 in the contest. It marked the fourth straight outing Syracuse had made 10-or-more 3-pointers.

A layup from Hughes gave Syracuse its first double-digit cushion of the evening with 9:06 to play, 65-54. The Ospreys briefly got to within six points, but consecutive 3-point plays from Hughes and Guerrier put the Orange back up, 76-64, with 2:54 to go in regulation. Syracuse entered the double-bonus and sealed the victory at the line in the final minutes.

Visitor: North Florida (7-7)

PLAYER	FG-FGA	3G-3GA	FT-FTA	R	PF	TP	A	TO	B	S	MP
Escobar g	6-13	6-12	1-1	1	2	19	4	2	0	0	33
Hendricksen f	6-14	5-12	0-1	5	3	17	2	1	1	0	38
Gandia-Rosa g	3-10	3-10	2-2	3	3	11	5	1	0	0	36
Sams f	4-12	3-11	0-0	4	4	11	1	1	0	0	29
Aminu c	1-2	0-0	4-4	10	4	6	4	3	1	2	28
Day	2-2	0-0	0-2	3	3	4	0	1	0	0	7
Adedoyin	0-0	0-0	2-2	0	0	2	1	0	0	0	10
James	0-1	0-0	0-0	2	1	0	2	3	1	0	13
Burkhardt	0-1	0-1	0-0	0	0	0	0	0	0	0	6
TEAM											
TOTALS	22-55	17-46	9-12	37	20	70	19	12	3	2	200

Total FG%	1st Half: 9-26 .346	2nd Half: 13-29 .448	Game: .400
3-Pt. FG%	1st Half: 8-23 .348	2nd Half: 9-23 .391	Game: .370
FThrow%	1st Half: 7-10 .700	2nd Half: 2-2 1.000	Game: .750

Home: Syracuse (7-5)

PLAYER	FG-FGA	3G-3GA	FT-FTA	R	PF	TP	A	TO	B	S	MP
Hughes f	6-13	1-5	5-7	3	1	18	4	1	1	1	40
Dolezaj f	5-10	0-0	7-7	5	5	17	8	0	0	3	34
Boeheim g	6-13	4-10	0-0	6	2	16	4	1	0	2	40
Girard III g	4-13	4-10	2-2	3	2	14	6	1	0	2	40
Sidibe c	2-4	0-0	0-0	8	4	4	0	0	2	0	22
Guerrier	3-5	0-0	4-8	7	1	10	0	1	1	0	16
Braswell	1-1	1-1	0-0	0	0	3	0	0	0	0	8
TEAM											
TOTALS	27-59	10-26	18-24	35	15	82	22	4	4	8	200

Total FG%	1st Half: 12-30 .400	2nd Half: 15-29 .517	Game: .458
3-Pt. FG%	1st Half: 5-13 .385	2nd Half: 5-13 .385	Game: .385
FThrow%	1st Half: 6-8 .750	2nd Half: 12-16 .750	Game: .750

Officials: Nathan Farrell, Lamar Simpson, Tim Clougherty
Technical fouls: North Florida - none, Syracuse - none
Attendance: 17,537

Score by Periods	1st	2nd	Total
North Florida	33	37	70
Syracuse	35	47	82

Game 13



S	Syracuse	71
N	Niagara	57

Dec. 28 | Syracuse, N.Y. | Carrier Dome

Redshirt junior Elijah Hughes scored a game-high 19 points to lead Syracuse to a 71-57 victory against Niagara in its non-conference finale.

"I think every game is important for this team. I thought we played well up until tonight after that start. We played really well in a lot of situations; turnovers and shooting, everything's been good. Even the Georgetown loss, I thought we played really well there offensively. We need to grow as a team. I think it's going to be a day-to-day thing. But we have to be better."

- Coach Jim Boeheim

Hughes hit six of his 11 attempts from the floor and was 6-for-7 from the foul line to lead four Orange players in double figures. He added nine rebounds and tied his career high with nine assists to narrowly miss becoming the first Syracuse player since current assistant coach Allen Griffin in 2001 to record a triple-double. Sophomore Buddy Boeheim chipped in 15 points, while junior Bourama Sidibe and freshman Joseph Girard III each had 10 points to round out Syracuse's double-figure scorers.

Syracuse started the game by making four of its first six shots and led 10-0 before a field goal by Nicholas Kratholm at the 15:34 mark of the first half ended the Niagara drought. During the last 12 minutes, the Orange never let Niagara cut the deficit to single digits.

Visitor: Niagara (2-9)

PLAYER	FG-FGA	3G-3GA	FT-FTA	R	PF	TP	A	TO	B	S	MP
Solomon g	3-9	1-6	1-2	2	5	8	1	3	2	1	27
Roberts g	3-9	2-7	0-0	2	2	8	4	2	0	1	25
Hammond g	2-9	0-4	0-0	2	0	4	4	1	0	3	22
Kratholm f	1-4	0-0	2-2	5	1	4	0	0	0	1	14
Levnac g	0-0	0-0	0-0	0	1	0	1	0	0	1	7
MacDonald	4-10	3-9	0-0	1	1	11	0	0	0	0	26
Kuakumensah	5-10	0-0	0-0	11	3	10	3	2	3	1	30
Towns	3-14	0-1	4-5	6	1	10	3	0	0	3	27
Brown	1-3	0-0	0-0	2	3	2	0	1	0	2	22
TEAM				2							
TOTALS	22-68	6-27	7-9	33	17	57	16	9	5	13	200

Total FG%	1st Half: 13-32 .406	2nd Half: 9-36 .250	Game: .324
3-Pt. FG%	1st Half: 2-12 .167	2nd Half: 4-15 .267	Game: .222
FThrow%	1st Half: 0-0 .000	2nd Half: 7-9 .778	Game: .778

Home: Syracuse (8-5)

PLAYER	FG-FGA	3G-3GA	FT-FTA	R	PF	TP	A	TO	B	S	MP
Hughes f	6-11	1-4	6-7	9	0	19	9	5	1	0	38
Boeheim g	5-11	5-9	0-0	2	3	15	2	1	0	0	34
Sidibe c	5-6	0-0	0-0	13	5	10	1	3	5	3	32
Girard III g	4-12	1-7	1-2	1	0	10	1	1	0	2	31
Dolezaj f	2-5	0-0	5-6	12	2	9	2	3	4	0	32
Braswell	2-2	2-2	0-0	2	0	6	0	0	0	0	7
Goodine	0-4	0-3	2-2	2	0	2	0	1	0	1	11
Guerrier	0-3	0-0	0-1	3	1	0	0	2	1	0	15
TEAM				2							
TOTALS	24-54	9-25	14-18	46	11	71	15	16	11	6	200

Total FG%	1st Half: 16-33 .485	2nd Half: 8-21 .381	Game: .444
3-Pt. FG%	1st Half: 6-17 .353	2nd Half: 3-8 .375	Game: .360
FThrow%	1st Half: 3-3 1.000	2nd Half: 11-15 .733	Game: .778

Officials: Brian Dorsey, Tony Henderson, Pat Driscoll
Technical fouls: Niagara - none, Syracuse - none
Attendance: 18,125

Score by Periods	1st	2nd	Total
Niagara	28	29	57
Syracuse	41	30	71

Game 14



N	Notre Dame	88
S	Syracuse	87

Jan. 4 | Syracuse, N.Y. | Carrier Dome

In a game that evolved into a 3-point shootout, Notre Dame (10-4, 1-2 ACC) edged Syracuse (8-6, 1-2 ACC), 88-87, Saturday afternoon in the Carrier Dome. Both teams connected on 15 3-pointers in a game clinched by two free throws from Prentiss Hubb with 18 seconds remaining.

"Everyone was locked in. But we can't let two guys shoot the ball like that. We're not going to win if we're not playing well on defense."

- Quincy Guerrier

Girard scored 10 consecutive Syracuse points, including two shots from behind the arc, to put the Orange on top, 79-75, with 3:37 to go in regulation. Syracuse held on to the lead until the game's final minute.

A basket by Quincy Guerrier with 1:33 left gave the Orange an 84-81 advantage. Notre Dame answered quickly when Hubb converted his sixth 3-pointer of the afternoon to knot the score, 84-84.

Following a Syracuse miss, Notre Dame's John Mooney gathered consecutive offensive rebounds and scored off the second one to put Notre Dame in front by two. The Orange missed again and then fouled Hubb with 18 seconds left. He made both to up his game total to 22 points.

The Orange failed on two 3-point attempts before Joseph Girard III buried a long 3-pointer in the final second to end the game's scoring.

Visitor: Notre Dame (10-4)

PLAYER	FG-FGA	3G-3GA	FT-FTA	R	PF	TP	A	TO	B	S	MP
Mooney f	11-21	1-2	5-9	14	2	28	2	1	0	1	32
Hubb g	7-16	6-12	2-2	2	2	22	9	4	0	1	39
Gibbs g	6-10	6-8	3-3	1	2	21	3	2	0	0	38
Durham f	3-6	0-0	0-0	10	5	6	2	0	3	0	21
Plueger g	0-3	0-1	0-0	2	0	0	4	0	0	2	15
Laszewski	2-4	2-4	0-0	2	0	6	1	0	1	0	25
Goodwin	2-9	0-4	1-1	4	0	5	5	1	0	0	29
Djogo	0-0	0-0	0-0	0	0	0	0	0	0	0	1
TEAM				4							
TOTALS	31-69	15-31	11-15	39	11	88	26	9	4	4	200

Total FG%	1st Half: 13-31 .419	2nd Half: 18-38 .474	Game: .449
3-Pt. FG%	1st Half: 7-16 .438	2nd Half: 8-15 .533	Game: .484
FThrow%	1st Half: 4-5 .800	2nd Half: 7-10 .700	Game: .733

Home: Syracuse (8-6)

PLAYER	FG-FGA	3G-3GA	FT-FTA	R	PF	TP	A	TO	B	S	MP
Boeheim g	8-16	7-12	0-0	2	1	23	4	2	0	2	40
Girard III g	6-12	4-9	4-4	4	2	20	0	1	1	0	34
Hughes f	7-17	3-9	2-2	5	2	19	5	2	0	2	40
Dolezaj f	6-13	0-0	1-2	10	0	13	7	2	1	0	40
Sidibe c	3-3	0-0	0-1	6	4	2	1	2	1	0	22
Guerrier	1-3	1-1	3-4	5	4	10	1	1	3	0	18
Washington	0-0	0-0	0-0	1	0	0	2	1	0	0	6
TEAM				3							
TOTALS	31-64	15-31	10-13	36	13	87	20	11	6	4	200

Total FG%	1st Half: 15-30 .500	2nd Half: 16-34 .471	Game: .484
3-Pt. FG%	1st Half: 7-15 .467	2nd Half: 8-16 .500	Game: .484
FThrow%	1st Half: 3-5 .600	2nd Half: 7-8 .875	Game: .769

Officials: Tim Comer, Jamie Luckie, Roger Ayers
Technical fouls: Notre Dame - (1) Hubb, Syracuse - none
Attendance: 19,821

Score by Periods	1st	2nd	Total
Notre Dame	37	51	88
Syracuse	40	47	87

Game 15



VT	Virginia Tech	67
S	Syracuse	63

Jan. 7 | Syracuse, N.Y. | Carrier Dome

A strong second half from Virginia Tech (11-4, 2-2 ACC) helped them grind out a 67-63 victory against Syracuse (8-7, 1-3 ACC) Tuesday night in the Carrier Dome.

"In the past two games, we've gotten to a point where we were playing really well. There's just a few little things that happen where they get open shots or they force a turnover or something to get the advantage. We have to figure it out and clean those things up. We just have to figure out how to win games."

- Joe Girard

With the visitors ahead by three points and 1:41 remaining in the game, Hokie freshman guard Jalen Cone buried his fifth 3-ball of the night to put his team on top, 60-54. The teams each hit a pair of free throws before Hughes knocked down a shot from downtown to bring the Orange back within three with 1:19 on the clock.

Landers Nolley II hit a long 2-point field goal to put Virginia Tech on top 64-59 with 47 seconds to play before Guerrier made a layup and earned a trip to the free throw stripe. Guerrier missed the free throw and the Hokies held on to the four-point victory.

Elijah Hughes once again led the Orange with 18 points, while Bourama Sidibe and Quincy Guerrier each had a game-high nine rebounds. Three other Syracuse players finished the game in double figures (Girard - 12, Guerrier - 12, Boeheim - 10). Marek Dolezaj's first field goal of the night gave him his 500th Orange point.

Visitor: Virginia Tech (11-4)

PLAYER	FG-FGA	3G-3GA	FT-FTA	R	PF	TP	A	TO	B	S	MP
Landers II f	4-14	1-11	4-6	5	3	13	4	1	0	1	36
Horne f	5-8	0-3	2-2	2	3	12	0	1	0	1	23
Radford g	2-2	0-0	3-4	9	4	7	2	1	0	0	25
Alleyne g	2-6	2-6	0-2	3	3	6	1	2	0	0	23
Bede g	0-1	0-0	2-2	3	1	2	8	3	0	2	33
Cone	5-7	5-7	4-4	1	1	19	1	1	0	0	19
Cattoor	1-7	1-6	0-0	0	2	3	3	1	0	1	20
Wilkins	1-3	1-3	0-0	3	0	3	1	1	0	1	15
Ojaji	1-2	0-0	0-1	2	1	2	0	0	0	0	6
TEAM				5							
TOTALS	21-50	10-36	15-21	33	18	67	20	11	0	6	200

Total FG%	1st Half: 11-26 .423	2nd Half: 10-24 .417	Game: .420
3-Pt. FG%	1st Half: 5-18 .278	2nd Half: 5-18 .278	Game: .278
FThrow%	1st Half: 0-2 .000	2nd Half: 15-19 .780	Game: .714

Home: Syracuse (8-7)

PLAYER	FG-FGA	3G-3GA	FT-FTA	R	PF	TP	A	TO	B	S	MP
Hughes f	6-16	2-5	4-6	4	3	18	2	2	0	1	40
Girard III g	4-11	2-6	2-2	0	1	12	2	2	0	1	40
Boeheim g	4-12	2-6	0-0	4	0	10	0	1	0	1	40
Dolezaj f	2-5	0-0	2-4	6	5	6	2	2	1	1	33
Sidibe c	2-2	0-0	1-2	9	4	5	0	1	0	2	22
Guerrier	5-7	0-0	2-3	9	4	12	0	1	0	0	25
TEAM				2							
TOTALS	23-53	6-17	11-17	34	17	63	6	9	1	6	200

Total FG%	1st Half: 12-23 .522	2nd Half: 11-30 .367	Game: .434
3-Pt. FG%	1st Half: 4-7 .571	2nd Half: 2-10 .200	Game: .353
FThrow%	1st Half: 5-8 .625	2nd Half: 6-9 .667	Game: .647

Officials: Justin Porterfield, James Breeding, Lee Cassell
Technical fouls: Virginia Tech - none, Syracuse - none
Attendance: 16,504

Score by Periods	1st	2nd	Total
Virginia Tech	27	40	67
Syracuse	33	30	63



2019-20 Syracuse Men's Basketball Combined Team Statistics All games

Page 1/1
as of Jan 08, 2020

Game Records

Record	Overall	Home	Away	Neutral
ALL GAMES	8-7	7-4	1-1	0-2
CONFERENCE	1-3	0-3	1-0	0-0
NON-CONFERENCE	7-4	7-1	0-1	0-2

Score by Periods

Team	1st	2nd	OT	TOT
Syracuse	534	571	0	1105
Opponents	470	533	0	1003

Team Box Score

No.	Player				Total		3-Point		F-Throw		Rebounds													
		GP-GS	MIN	AVG	FG-FGA	FG%	3FG-FGA	3FG%	FT-FTA	FT%	OFF	DEF	TOT	AVG	PF	DQ	A	TO	BLK	STL	PTS	AVG		
33	HUGHES, Elijah	15-15	564:24	37.6	95-212	.448	47-116	.405	57-74	.770	5	67	72	4.8	27	0	68	32	14	14	294	19.6		
35	BOEHEIM, Buddy	15-15	518:07	34.5	80-199	.402	55-135	.407	15-18	.833	3	29	32	2.1	22	1	41	21	2	15	230	15.3		
11	GIRARD III, Joseph	15-13	464:13	30.9	53-143	.371	32-95	.337	41-43	.953	0	34	34	2.3	19	0	60	30	2	23	179	11.9		
21	DOLEZAJ, Marek	15-15	497:20	33.2	51-94	.543	1-6	.167	46-71	.648	37	62	99	6.6	48	5	45	22	14	21	149	9.9		
1	GUERRIER, Quincy	15-0	257:07	17.1	31-68	.456	3-17	.176	27-46	.587	21	53	74	4.9	39	1	7	24	11	5	92	6.1		
34	SIDIBE, Bourama	15-15	359:47	24.0	36-56	.643	0-0	.000	11-23	.478	44	71	115	7.7	57	2	4	19	17	19	83	5.5		
14	EDWARDS, Jesse	10-0	71:47	7.2	13-15	.867	0-0	.000	3-6	.500	5	11	16	1.6	10	0	0	2	5	1	29	2.9		
0	GOODINE, Brycen	10-0	115:49	11.6	6-25	.240	0-13	.000	7-10	.700	0	10	10	1.0	8	0	8	13	1	8	19	1.9		
10	WASHINGTON, Howard	8-0	66:15	8.3	5-14	.357	2-7	.286	3-3	1.000	1	8	9	1.1	1	0	17	8	0	2	15	1.9		
20	BRASWELL, Robert	7-0	48:05	6.9	4-9	.444	4-6	.667	0-0	.000	1	7	8	1.1	3	0	0	2	0	3	12	1.7		
05	CAREY, Jalen	2-2	23:18	11.7	1-8	.125	0-0	.000	1-4	.250	2	4	6	3.0	1	0	1	3	0	1	3	1.5		
12	PAUL, Brendan	3-0	03:13	1.1	0-1	.000	0-1	.000	0-0	.000	0	0	0	0.0	0	0	0	0	0	0	0	0.0		
13	LAVALLE, Chris	2-0	02:33	1.3	0-0	.000	0-0	.000	0-0	.000	0	0	0	0.0	0	0	2	1	0	0	0	0.0		
24	BELBEY, Shaun	3-0	04:00	1.3	0-1	.000	0-0	.000	0-0	.000	0	0	0	0.0	0	0	0	0	0	0	0	0.0		
32	GIANCOLA, Nick	2-0	02:33	1.3	0-0	.000	0-0	.000	0-0	.000	0	0	0	0.0	0	0	0	0	0	0	0	0.0		
Team											31	23	54					3						
Total		15	2999		375-845	.444	144-396	.364	211-298	.708	150	379	529	35.3	235	9	253	180	66	112	1105	73.7		
Opponents		15	3000		336-861	.390	135-438	.308	196-266	.737	184	360	544	36.3	249	7	250	209	35	98	1003	66.9		

Team Statistics

	SYR	OPP
Scoring	1105	1003
Points per game	73.7	66.9
Scoring margin	+6.8	-
Field goals-att	375-845	336-861
Field goal pct	.444	.390
3 point fg-att	144-396	135-438
3-point FG pct	.364	.308
3-pt FG made per game	9.6	9.0
Free throws-att	211-298	196-266
Free throw pct	.708	.737
F-Throws made per game	14.1	13.1
Rebounds	529	544
Rebounds per game	35.3	36.3
Rebounding margin	-1.0	-
Assists	253	250
Assists per game	16.9	16.7
Turnovers	180	209
Turnovers per game	12.0	13.9
Turnover margin	+1.9	-
Assist/turnover ratio	1.4	1.2
Steals	112	98
Steals per game	7.5	6.5
Blocks	66	35
Blocks per game	4.4	2.3
Winning streak	0	-
Home win streak	0	-
Attendance	212815	20845
Home games-Avg/Game	11-19347	2-10423
Neutral site-Avg/Game	-	2-4137

Team Results

Date	Opponent		Score	Att.
11/06/2019	Virginia	L	34-48	22518
11/13/2019	Colgate	W	70-54	21281
11/16/2019	Seattle U	W	89-67	21487
11/20/2019	Cornell	W	72-53	21123
11/23/2019	Bucknell	W	97-46	17181
11/27/2019	vs Oklahoma St.	L	72-86	4114
11/29/2019	vs Penn St.	L	64-85	4159
12/03/2019	Iowa	L	54-68	20844
12/07/2019	at Georgia Tech	W	97-63	5743
12/14/2019	at Georgetown	L	79-89	15102
12/18/2019	Oakland	W	74-62	16394
12/21/2019	North Florida	W	82-70	17537
12/28/2019	Niagara	W	71-57	18125
01/04/2020	Notre Dame	L	87-88	19821
01/07/2020	Virginia Tech	L	63-67	16504



2019-20 Syracuse Men's Basketball Combined Team Statistics In Conference games

Page 1/1
as of Jan 08, 2020

Game Records

Record	Overall	Home	Away	Neutral
ALL GAMES	1-3	0-3	1-0	0-0
CONFERENCE	1-3	0-3	1-0	0-0
NON-CONFERENCE	0-0	0-0	0-0	0-0

Score by Periods

Team	1st	2nd	OT	TOT
Syracuse	140	141	0	281
Opponents	117	149	0	266

Team Box Score

No. Player					Total		3-Point		F-Throw		Rebounds													
		GP-GS	MIN	AVG	FG-FGA	FG%	3FG-FGA	3FG%	FT-FTA	FT%	OFF	DEF	TOT	AVG	PF	DQ	A	TO	BLK	STL	PTS	AVG		
33	HUGHES, Elijah	4-4	153:54	38.5	27-62	.435	14-35	.400	16-20	.800	1	18	19	4.8	8	0	12	8	2	5	84	21.0		
35	BOEHEIM, Buddy	4-4	144:30	36.1	23-55	.418	16-39	.410	4-4	1.000	0	9	9	2.3	5	0	8	7	1	5	66	16.5		
11	GIRARD III, Joseph	4-3	118:51	29.7	14-36	.389	9-24	.375	8-8	1.000	0	7	7	1.8	5	0	8	8	1	2	45	11.3		
21	DOLEZAJ, Marek	4-4	144:03	36.0	13-32	.406	0-2	.000	8-12	.667	11	23	34	8.5	11	1	14	7	5	4	34	8.5		
1	GUERRIER, Quincy	4-0	67:24	16.9	8-17	.471	1-5	.200	5-7	.714	5	11	16	4.0	14	1	2	5	3	1	22	5.5		
14	EDWARDS, Jesse	2-0	12:13	6.1	4-4	1.000	0-0	.000	1-2	.500	0	4	4	2.0	1	0	0	0	2	0	9	4.5		
34	SIDIBE, Bourama	4-4	93:31	23.4	6-11	.545	0-0	.000	2-6	.333	14	11	25	6.3	16	0	1	6	2	8	14	3.5		
05	CAREY, Jalen	1-1	17:50	17.8	1-6	.167	0-0	.000	0-2	.000	2	3	5	5.0	0	0	1	1	0	1	2	2.0		
0	GOODINE, Brycen	2-0	12:30	6.3	0-2	.000	0-2	.000	3-4	.750	0	0	0	0.0	0	0	0	0	0	1	3	1.5		
10	WASHINGTON, Howard	2-0	22:26	11.2	0-2	.000	0-2	.000	2-2	1.000	0	3	3	1.5	1	0	10	2	0	1	2	1.0		
12	PAUL, Brendan	1-0	00:53	0.9	0-0	.000	0-0	.000	0-0	.000	0	0	0	0.0	0	0	0	0	0	0	0	0.0		
13	LAVALLE, Chris	1-0	00:53	0.9	0-0	.000	0-0	.000	0-0	.000	0	0	0	0.0	0	0	0	0	0	0	0	0.0		
24	BELBEY, Shaun	1-0	01:40	1.7	0-1	.000	0-0	.000	0-0	.000	0	0	0	0.0	0	0	0	0	0	0	0	0.0		
20	BRASWELL, Robert	1-0	08:29	8.5	0-1	.000	0-1	.000	0-0	.000	0	2	2	2.0	0	0	0	1	0	1	0	0.0		
32	GIANCOLA, Nick	1-0	00:53	0.9	0-0	.000	0-0	.000	0-0	.000	0	0	0	0.0	0	0	0	0	0	0	0	0.0		
Team											7	7	14					1						
Total		4	800		96-229	.419	40-110	.364	49-67	.731	40	98	138	34.5	61	2	56	46	16	29	281	70.3		
Opponents		4	800		96-231	.416	37-115	.322	37-60	.617	48	101	149	37.3	56	3	79	55	10	22	266	66.5		

Team Statistics

	SYR	OPP
Scoring	281	266
Points per game	70.3	66.5
Scoring margin	+3.8	-
Field goals-att	96-229	96-231
Field goal pct	.419	.416
3 point fg-att	40-110	37-115
3-point FG pct	.364	.322
3-pt FG made per game	10.0	9.3
Free throws-att	49-67	37-60
Free throw pct	.731	.617
F-Throws made per game	12.3	9.3
Rebounds	138	149
Rebounds per game	34.5	37.3
Rebounding margin	-2.8	-
Assists	56	79
Assists per game	14.0	19.8
Turnovers	46	55
Turnovers per game	11.5	13.8
Turnover margin	+2.3	-
Assist/turnover ratio	1.2	1.4
Steals	29	22
Steals per game	7.3	5.5
Blocks	16	10
Blocks per game	4.0	2.5
Winning streak	0	-
Home win streak	0	-
Attendance	58843	5743
Home games-Avg/Game	3-19614	1-5743
Neutral site-Avg/Game	-	0-0

Team Results

Date	Opponent		Score	Att.
11/06/2019	Virginia	L	34-48	22518
12/07/2019	at Georgia Tech	W	97-63	5743
01/04/2020	Notre Dame	L	87-88	19821
01/07/2020	Virginia Tech	L	63-67	16504