



2019 ACC FOOTBALL

#ACCFootball | @ACCFootball

Sept. 16, 2019

2019 STANDINGS

ATLANTIC DIVISION	ACC Games					Overall					Home	Away	Neut	Streak
	W	L	For	Opp	Pct	W	L	For	Opp	Pct				
Clemson	2	0	93	20	1.000	3	0	117	30	1.000	2-0	1-0	0-0	Won 18
Boston College	1	0	35	28	1.000	2	1	104	89	.667	2-1	0-0	0-0	Lost 1
Wake Forest	0	0	0	0	.000	3	0	103	74	1.000	2-0	1-0	0-0	Won 5
NC State	0	0	0	0	.000	2	1	102	50	.667	2-0	0-1	0-0	Lost 1
Louisville	0	0	0	0	.000	2	1	97	56	.667	1-1	0-0	1-0	Won 2
Florida State	0	1	24	31	.000	1	2	100	111	.333	1-1	0-1	0-0	Lost 1
Syracuse	0	1	6	41	.000	1	2	50	104	.333	0-1	1-1	0-0	Lost 2

COASTAL DIVISION	ACC Games					Overall					Home	Away	Neut	Streak
	W	L	For	Opp	Pct	W	L	For	Opp	Pct				
Virginia	2	0	61	38	1.000	3	0	113	55	1.000	2-0	1-0	0-0	Won 4
North Carolina	1	0	28	25	1.000	2	1	70	69	.667	1-0	0-1	1-0	Lost 1
Duke	0	0	0	0	.000	2	1	89	73	.667	1-0	1-0	0-1	Won 2
Virginia Tech	0	1	28	35	.000	2	1	83	69	.667	2-0	0-1	0-0	Won 2
Miami	0	1	25	28	.000	1	2	108	52	.333	1-0	0-1	0-1	Won 1
Georgia Tech	0	1	14	52	.000	1	2	52	89	.333	1-1	0-1	0-0	Lost 1
Pitt	0	1	14	30	.000	1	2	44	57	.333	1-1	0-1	0-0	Lost 1

2019 WEEK 4 SCHEDULE

Saturday, Sept. 14		Time, TV	Sirius	XM	App/Web
Western Michigan (2-1) at Syracuse (1-2)		Noon, ACCN	134	193	958
Series: Syracuse leads series, 1-0; Last meeting: SU, 55-42 (2018) ACCN: Wes Durham (play-by-play), Roddy Jones (analyst), Eric Wood (sideline)					
Boston College (2-1) at Rutgers (1-1)		Noon, BTN	113	196	970
Series: BC leads series, 19-6-1; Last meeting: BC, 21-10 (2004) BTN: Joe Beninati (play-by-play), Shaun O'Hara (analyst)					
Elon (2-1) at Wake Forest (3-0)		Noon, RSN	111	194	956
Series: Wake Forest leads series, 10-0-1; Last meeting: WFU, 41-3 (2015) RSN: Evan Lepler (play-by-play), Dave Archer (analyst), Abby Lamar (sideline)					
Louisville (2-1, 0-0) at Florida State (1-2, 0-1)		3:30 p.m., ESPN	134	193	955
Series: FSU leads series, 15-4; Last meeting: FSU, 28-24 (2018) ESPN: Mark Jones (play-by-play), Dusty Dvoracek (analyst), Olivia Dekker (analyst)					
Appalachian State (2-0) at North Carolina (2-1)		3:30 p.m., RSN	103	202	965
Series: UNC leads series, 1-0; Last meeting: UNC, 56-6 (1940) RSN: Tom Werme (play-by-play), James Bates (analyst), Lyndsay Rowley (sideline)					
No. 15 UCF (3-0) at Pitt (1-2)		3:30 p.m., ABC	111	194	956
Game also shown on ESPN2 reverse mirror Series: Series tied, 1-1; Last meeting: UCF, 45-14 (2018) ABC: Jason Benetti (play-by-play), Rod Gilmore (analyst), Quint Kessenich (sideline)					
Central Michigan (2-1) at Miami (1-2)		4 p.m., ACCN	99	203	966
Series: First meeting ACCN: Chris Cotter (play-by-play), Mark Herzlich (analyst), Kelsey Riggs (sideline)					
Ball State (1-2) at NC State (2-1)		7 p.m., ESPNU	94	210	968
Series: First meeting ESPNU: Anish Shroff (play-by-play), Ahmad Brooks (analyst), Kris Budden (sideline)					
Old Dominion (1-1) at No. 21 Virginia (3-0)		7 p.m., ESPN2	111	194	956
Series: First meeting ESPN2: Kevin Brown (play-by-play), Andre Ware (analyst), Ed Aschoff (sideline)					
Charlotte (2-1) at No. 1 Clemson (3-0)		7:30 p.m., ACCN	134	193	955
Series: First meeting ACCN: Dave O'Brien (play-by-play), Tim Hasselbeck (analyst), Katie George (sideline)					

ACC QUICK HITS

■ No. 1 Clemson and No. 21 Virginia are ranked in this week's AP Top 25 Poll. The Tigers have held the top spot in all four polls this season, while the Cavaliers moved up four spots from last week. This is Virginia's highest ranking since 2007, when it climbed to No. 16. Wake Forest, which is 3-0 for the third time in the last four seasons, is also receiving votes.

■ Week four of the ACC football season features one league matchup with Florida State playing host to Louisville at 3:30 p.m. on ESPN. Boston College looks to rebound with a noon kickoff against Big Ten opponent Rutgers, and Pitt welcomes No. 15 UCF to town at 3:30 p.m. on ABC. This is the second consecutive ranked opponent for the Panthers, who suffered a hard-fought 17-10 loss last week at No. 13 Penn State. UCF has won 27-consecutive regular-season games. The Panthers have a history of knocking off teams on winning streaks. They beat No. 2 Miami in 2017 to stop the Hurricanes' 15-game win streak and stopped No. 3 Clemson's nine-game win streak in 2016.

■ Six other games this weekend match the ACC against a Group of Five opponent, including Western Michigan at Syracuse, Appalachian State at North Carolina, Central Michigan at Miami, Ball State at NC State, Old Dominion at No. 21 Virginia and Charlotte at No. 1 Clemson.

■ Clemson, which plays host to Charlotte at 7:30 p.m. on ACCN, has won 18 consecutive games. That is the second-longest streak in ACC history and the longest active streak in the country. Florida State (1999-2000) and Clemson (2014-15) also won 17 consecutive over-all games. The league record is 29 straight by Florida State from 2012-14.

ACC Win Streaks (all games)

29 - Florida State, 2012-14

18 - Clemson, 2018-present

17 - Florida State, 1999-2000

17 - Clemson, 2014-15

■ The Tigers have won 13 consecutive game by 14 points or more, which is now tied for the fifth-longest streak in the AP Poll era (since 1936).

■ North Carolina head coach Mack Brown has won 71 games at UNC, which is one shy of tying Dick Crum for most at UNC. Brown will attempt to tie the mark this weekend against Appalachian State, a team he coached for one season in 1983. The 71 wins are the 17th-most in ACC history. Brown passed Bobby Ross (70 wins) with the victory over Miami. Brown's 44 ACC wins tie him for 12th all-time with Danny Ford and Al Groh.

■ Eleven ACC head coaches have won at least 50 career games, including five with more than 100 victories. The five 100-win coaches are UNC's Mack Brown (246), Wake Forest's Dave Clawson (121), Clemson's Dabo Swinney (119), Virginia's Bronco Mendenhall (118) and Duke's David Cutcliffe (113). No other conference has as many coaches with 100 career wins.

■ Wake Forest receivers have won each of the first three ACC Receiver of the Week honors. Sage Surratt captured the honor in week one vs. Utah State and week three vs. North Carolina. Scotty Washington earned the honor in a week two win at Rice. It is just

the second time that one school has won ACC Receiver of the Week honors in three consecutive weeks. The only other time it occurred was when Clarkston Hines of Duke won the honor three consecutive weeks in 1989.

■ **Clemson** running back Travis Etienne has 40 career rushing touchdowns, which ranks just outside the top 10 career leaders in ACC history. North Carolina's Mike Voight (1973-76) is 10th with 42. Pitt's James Conner (2013-14, 2016) holds the ACC career mark with 52. Etienne also has 42 career touchdowns (40 rushing, 2 receiving), which ranks 14th in league history.

■ Several ACC players rank among the top 10 in the NCAA statistics. Wake Forest's Sage Surratt is third in total receiving yards (372) and fourth in receiving yards per game (124.0). His teammate, QB Jamie Newman, is ninth in total offense (356.7). Florida State's Cam Akers is seventh in rushing yards per game (129.0) and ninth in all-purpose yards per game (154.3). Pitt's QB Kenny Pickett is fifth in completions per game (27.3), while teammate Maurice Ffrench is sixth in receptions per game (8.0). Florida State's James Blackman is seventh in passing touchdowns (9). Virginia Tech's Oscar Bradburn is second in punting average (50.1), followed closely by Syracuse's Sterling Hofrichter, who is fifth (48.1). Louisville's Tutu Atwell is seventh in receiving touchdowns (4), Miami's DeeJay Dallas is eighth in rushing yards per carry (8.35) and rushing touchdowns (8). He is tied with Boston College's AJ Dillon, who also has eight rushing scores (8). Wake Forest's Carlos "Boogie" Basham and Pitt's Jaylen Twyman are tied for fifth in sacks per game (1.50). Virginia's Joe Reed is fourth in kickoff return yards (45.8).

■ Boston College's AJ Dillon captured his sixth ACC Running Back of the Week award in a 151-yard effort against Kansas. Dillon now has 3,015 rushing yards, which ranks sixth among active players. He is closing in on the top 30 of ACC rushers. Maryland's Charlie Wysocki is 30th with 3,317 rushing yards.

■ The ACC leads the country with eight starting quarterbacks in the NFL. NC State leads all schools with three starters – Jacoby Brissett (Colts), Philip Rivers (Chargers) and Russell Wilson (Seahawks). Other starters from the ACC include Louisville's Lamar Jackson (Ravens), Boston College's Matt Ryan (Falcons), North Carolina's Mitch Trubisky (Bears), Clemson's Deshaun Watson (Texans) and Florida State's Jameis Winston (Buccaners). Louisville's Teddy Bridgewater (Saints) came off the bench this past Sunday after Drew Brees went down with an injury.

■ Clemson linebacker Isaiah Simmons was selected the Walter Camp Football Foundation national defensive player of the week for his performance in a 41-6 win at Syracuse. A junior from Olathe, Kansas, Simmons recorded eight tackles (3.5 for losses) and two quarterback sacks to earn the Tigers' 18th consecutive victory.

■ Virginia's wide receiver/return specialist Joe Reed was named to the weekly Paul Hornung Award Honor Roll for his role in the Cavaliers' win over Florida State. Reed's 12-yard touchdown reception tied the game in the fourth quarter, and his 22-yard run keyed Virginia's game-winning touchdown drive late in the game. He had eight receptions for 83 yards and a touchdown, added 22 yards on the ground and returned one kickoff for 35 yards.

ACC CELEBRATES EXTRA YARD FOR TEACHER

The fifth-annual Extra Yard for Teachers Week kicked off Saturday, Sept. 14 and will continue through, Saturday, Sept. 21. Over these 8 days, the college football community will honor teachers from grades K-12 on college campuses and in stadiums across the country. The ACC and its 14 football member schools are joining other FBS conferences and the CFP Foundation to bring awareness

to the growing Extra Yard for Teachers platform, as well as provide an opportunity for universities, coaches and student-athletes to take part in its mission of elevating the teaching profession through inspiring and empowering teachers.

ACC member institution initiatives include:

- Teacher recognition during various college football games
- Testimonials from coaches and student-athletes about the impact of educators
- Funding of select DonorsChoose.org classroom project requests
- Social media activation to engage fans and teachers

AROUND THE ACC

■ **Boston College (BCeagles.com):** Running back AJ Dillon posted his 13th career 100-yard game - and eighth with at least 150 yards - against Kansas. Dillon finished with 151 yards, tying Andre Williams (2010-13) for the fifth-most 100-yard rushing games in BC history.

■ **Clemson (ClemsonTigers.com):** In the win at Syracuse, WR Amari Rodgers caught four passes for 121 yards with two receiving touchdowns, scoring on passes of 16 and 87 yards only 173 days after tearing his ACL during spring practice. His 87-yard touchdown reception tied for the fourth-longest pass play in Clemson history.

■ **Duke (GoDuke.com):** In the win at Middle Tennessee, QB Quentin Harris recorded four passing touchdowns, three in the first half alone, to tie Duke's record for most touchdown passes in two consecutive games after he earned four a week ago against North Carolina A&T. He tied Dave Brown's 1989 record of eight.

■ **Florida State (Seminole.com):** PK Ricky Aguayo remained perfect on the season with three extra points and a 53-yard field goal at No. 25 Virginia. The 53-yard field goal tied a career long and improved Aguayo to 4-of-5 from 50 yards or longer in his career. His six total points give him 289 for his career, passing Dalvin Cook for ninth-most in FSU history. He is 3-of-3 on field goals and has made all 13 extra points in 2019.

■ **Georgia Tech (RamblinWreck.com):** With a 19-yard run to The Citadel 6-yard line during Georgia Tech's first touchdown drive of the game, sophomore QB Tobias Oliver became the eighth quarterback and 50th overall player in program history with 1,000 career rushing yards. Oliver accomplished the feat in just the 15th game of his career.

■ **Louisville (GoCards.com):** WR Tutu Atwell recorded the first three-touchdown game of his career, scoring on a nine-yard catch, a 46-yard strike and a 62-yarder, in the win over Western Kentucky. He's the first Louisville wide receiver with three touchdown receptions in a single game since James Quick accomplished that feat against Florida State in 2015.

■ **Miami (HurricaneSports.com):** Miami earned its first win under head coach Manny Diaz with a 63-0 shutout over Bethune-Cookman. QB Jarren Williams was 19 of 24 for 254 yards, three touchdowns, and zero interceptions.

■ **North Carolina (GoHeels.com):** Carolina ranks third in the FBS with a +29 (38-9) point differential in the fourth quarter. UNC ranked ninth worst in FBS in 2017-18 at -72.

■ **NC State (GoPack.com):** NC State has won 15 straight non-conference games at home and is 18-1 in non-league games at home under head coach Dave Doeren. For the third straight game to start the season, NC State did not have a turnover. This season marks the first time in school history the Wolfpack did not commit a turnover in any of its first three games.

■ **Pitt (PittsburghPanthers.com):** QB Kenny Pickett finished with career-high marks in completions (36), passing attempts (51) and passing yards (372) in the loss at Penn State. It was the third 300-yard passing game of Pickett's career (321 vs. Ohio; 316 vs. Wake Forest in 2018).

■ **Syracuse (Cuse.com):** DB Christopher Fredrick intercepted his first pass of the season in the third quarter of the Clemson game to extend Syracuse's streak of consecutive games with an interception to 16. It's the longest active streak in the FBS and tied for the sixth-longest streak since the start of the 2004 season.

■ **Virginia (VirginiaSports.com):** UVA is 3-0 for the first time since 2005. The Cavaliers are 2-0 to start ACC play for the first time since 2017 and for the second time in four seasons under Bronco Mendenhall. Virginia won a game as a ranked team for the first time since winning at Miami (48-0) in 2007.

■ **Virginia Tech (HokieSports.com):** Freshman RB Keshawn King led the Hokies on the ground with 12 rushes for 119 yards against Furman. He also caught two passes out of the backfield for 16 yards. He became the first true freshman at Tech to gain 100 yards on the ground since 2014.

■ **Wake Forest (GoDeacs.com):** Wake Forest's 24-18 win over North Carolina extended the Deacs' win streak to five in a row over the past two seasons. The school record is seven in a row set in 1944. The current five-game streak is the Deacs' longest since six-straight wins in 2007. Wake Forest is 3-0 on the season for the third time in the last four years.

ACTIVE CAREER RUSHERS IN ACC

■ Five active ACC running backs have rushed for at least 1,800 career yards, led by Boston College's AJ Dillon and Clemson's Travis Etienne, who each have more than 2,500 yards.

Top Active Career Rushing Yards (active career rank)

1. AJ Dillon, Boston College 3,015 (6th)
2. Travis Etienne, Clemson 2,758 (8th)
3. Cam Akers, Florida State 2,117 (22nd)
4. Cade Carney, Wake Forest 1,931 (30th)
5. Moe Neal, Syracuse 1,872 (37th)

College Football 150th Anniversary

• CFB150 is a non-profit corporation formed to plan and administer a national celebration of the sport's anniversary. The corporation's Board of Directors is made up of college football stakeholder organizations. Funding for the Anniversary office was provided by the College Football Playoff and NCAA.

• The celebration will showcase the rich history and traditions of the sport and its contribution to American society, while also promoting the opportunity it continues to provide to thousands of student-athletes across all levels of college football.

• The Anniversary date for college football is November 6, 2019, marking 150 years since the first game between Princeton and Rutgers, November 6, 1869. The game was played on a plot of ground where present day Rutgers gymnasium now stands in New Brunswick, N.J. Rutgers won the first game, 6-4. There will be a number of special commemorations during Anniversary Week in November.



ACC NETWORK




Owned and operated by ESPN in partnership with the Atlantic Coast Conference, ACC Network (ACCN) is a new 24/7 national network dedicated to ACC sports that launched on August 22, 2019. Approximately 450 live contests including 40 regular-season football games, 150 men's and women's basketball games, and 200 other regular-season competitions and tournament games from across the conference's 27 sponsored sports will be televised annually, plus a complement of news and information shows and original programming. Together, the ACCN and its digital platform, ACC Network Extra (ACCNX), will feature 1,350 ACC events in its first year. ESPN has been televising ACC content since 1979 and has exclusive rights to every conference-controlled game across all sports and championships.


*Carriage agreements are also in place with the following video providers: DIRECTV, Dish, Google Fiber, Hulu Live TV, Optimum, PlayStation Vue, Suddenlink, Spectrum TV, TVision, Verizon Fios, members of the NCTC, NRTC, Vivicast and YouTube TV, among others. All ACCN games will also be available on the ESPN app to authenticated cable subscribers. Fans interested in learning more about ACCN can visit www.GetACCN.com.

FOUR NEW COACHES IN 2019


• The ACC welcomes four new coaches in 2019, including Geoff Collins at Georgia Tech, Scott Satterfield at Louisville, Manny Diaz at Miami and Mack Brown at North Carolina. Collins and Satterfield are coming off successful stints at Temple and Appalachian State, respectively. Diaz, Miami's defensive coordinator the last three seasons, earned his first head coaching job after Mark Richt announced his retirement. Brown returns to the Tar Heels, where he coached from 1988-97 and entered 2019 as the winningest active coach in the country.



Geoff Collins
Georgia Tech



Scott Satterfield
Louisville



Manny Diaz
Miami



Mack Brown
North Carolina

• Five of the nation's top 25 active coaches in career victories are from the ACC, which is the most of any conference. All five have more than 100 career wins.

• Among active coaches, ACC head coaches Dabo Swinney of Clemson, Scott Satterfield of Louisville and North Carolina's Brown rank among the top 25 in the nation in career winning percentage. Swinney's .799 winning percentage is second only to Washington's Chris Petersen. Virginia's Bronco Mendenhall (.645) and NC State's Dave Doeren (.636) rank just outside the top 25.

Career Victories - Active Coaches

Pl.	Name, School	Wins
1.	Mack Brown, North Carolina	246
2.	Nick Saban, Alabama	235
3.	Brian Kelly, Notre Dame	233
4.	Willie Fritz, Tulane	172
5.	Gary Patterson, TCU	169
6.	Kirk Ferentz, Iowa	167
7.	Frank Solich, Ohio	165
8.	Chris Creighton, Eastern Michigan	163
9.	Les Miles, Kansas	144
10.	Chris Peterson, Washington	141
11.	Rocky Long, San Diego State	139
12.	Skip Holtz, Louisiana Tech	136
13.	Mike Leach, Washington State	136
14.	Craig Bohl, Wyoming	135
15.	Lance Leipold, Buffalo	133
16.	Mark Dantonio, Michigan State	127
17.	Mike Gundy, Oklahoma State	124
18.	Kyle Whittingham, Utah	123
19.	Dave Clawson, Wake Forest	121
20.	Dabo Swinney, Clemson	119
21.	Bronco Mendenhall, Virginia	118
22.	David Cutcliffe, Duke	113
23.	Jeff Tedford, Fresno State	104
24.	Randy Edsall, Connecticut	101
25.	Jim Harbaugh, Michigan	98

Career Winning Percentage

Pl.	Name, School	Record	Pct.
1.	Chris Petersen, Washington	141-34-0	.806
2.	Dabo Swinney, Clemson	119-30-0	.799
3.	Lance Leipold, Buffalo	133-35-0	.792
4.	Nick Saban, Alabama	235-63-1	.788
5.	Jimbo Fisher, Texas A&M	94-28-0	.770
6.	Brian Harsin, Boise State	62-20-0	.756
7.	David Shaw, Stanford	83-28-0	.748
8.	Gary Patterson, TCU	169-63-0	.728
9.	Chip Kelly, UCLA	49-19-0	.721
10.	Les Miles, Kansas	144-56-0	.720
11.	Tom Herman, Texas	41-15-0	.719
12.	Brian Kelly, Notre Dame	233-91-2	.718
13.	Jim Harbaugh, Michigan	98-41-0	.705
14.	Neal Brown, West Virginia	37-17-0	.685
15.	Gus Malzahn, Auburn	65-30-0	.684
16.	Scott Satterfield, Louisville	53-25-0	.684
17.	Mike Gundy, Oklahoma State	124-59-0	.678
18.	Jason Candle, Toledo	29-14-0	.674
19.	Paul Chryst, Wisconsin	63-31-0	.670
20.	Chuck Martin, Miami (OH)	97-48-0	.669
21.	Kyle Whittingham, Utah	123-61-0	.668
22.	Craig Bohl, Wyoming	135-67-0	.668
23.	James Franklin, Penn State	72-36-0	.667
24.	Mack Brown, North Carolina	246-123-1	.666
25.	Willie Fritz, Tulane	172-91-0	.654

ACC HEAD COACHING RECORDS

Head Coach, School	Career	Years	Pct.	at ACC School	Years	Pct.	ACC	Years	Pct.
Steve Addazio, Boston College	53-50	9th	.515	40-39	7th	.506	19-30	7th	.388
Dabo Swinney, Clemson	119-30	12th	.799	119-30	12th	.799	76-17	12th	.817
David Cutcliffe, Duke	113-102	19th	.526	69-73	12th	.486	31-57	12th	.352
Willie Taggart, Florida State	53-59	10th	.473	6-9	2nd	.400	3-6	2nd	.333
Geoff Collins, Georgia Tech	16-12	3rd	.593	1-2	2nd	.500	0-1	1st	.000
Scott Satterfield, Louisville	53-25	7th	.679	2-1	1st	.667	-	1st	-
Manny Diaz, Miami	1-2	1st	.333	1-2	1st	.333	0-1	1st	.000
Mack Brown, North Carolina	246-123-1	31st	.666	71-47-1	11th	.601	42-35-1	11th	.548
Dave Doeren, NC State	68-39	9th	.636	45-35	7th	.563	20-28	7th	.417
Pat Narduzzi, Pitt	29-26	5th	.527	29-26	5th	.527	20-14	5th	.589
Dino Babers, Syracuse	56-37	8th	.602	19-21	4th	.475	10-15	4th	.400
Bronco Mendenhall, Virginia	118-65	15th	.645	19-22	4th	.463	10-16	4th	.385
Justin Fuente, Virginia Tech	53-39	8th	.576	27-16	4th	.628	15-11	4th	.577
Dave Clawson, Wake Forest	121-115	20th	.513	31-35	6th	.470	12-28	6th	.300

The ACC has won seven national championships in football, men's basketball, women's basketball and baseball since 2015. That is the most of any conference. The ACC is the only conference to win each of those four titles over that stretch.

The ACC has won more football national titles than any other conference since 2013 (three of the last six) and more men's basketball national championships than any other league since 2015 (three of the last five).

Football

2013 Florida State (BCS)
2016 Clemson (CFP)
2018 Clemson (CFP)

ACC Champion Clemson won the league's eighth football national championship in 2018 with a 44-16 win over previously unbeaten Alabama. The 28-point margin of victory was the largest over a No. 1 ranked team in ACC history.

The ACC has had a team in either the College Football Playoff or the BCS National Championship Game in each of the past six years.

The ACC matched its league record with 11 bowl teams in 2018, including Boston College, Clemson, Duke, Georgia Tech, Miami, NC State, Pitt, Syracuse, Virginia, Virginia Tech and Wake Forest. The 11 bowl teams tied for the most among any conference.

The ACC finished the bowl season with six postseason wins, which tied for the most among all conferences.

The ACC is the only conference to send every team to at least one bowl game over the last three seasons. In addition, the ACC is tied for the most bowl teams (32) among all conferences over the last three years (11 in 2016, 10 in 2017, 11 in 2018).

Since 2013, the ACC has the second-best record of any Power 5 conference in the BCS, New Year's Six and CFP games, and has the most national championships (Florida State in 2013, Clemson in 2016 & 2018).

The ACC's 19 postseason wins over the last three (2016-18) years are the most of any conference.

A league-record 10 ACC teams were ranked last year in the AP Top 25 poll, including Boston College, Clemson, Duke, Florida State, Miami, NC State, Pitt, Syracuse, Virginia and Virginia Tech. The previous ACC record for most teams ranked in a season was nine in 2008. The 10 ranked teams are tied for most among all conferences.

An ACC football player has won the Heisman Trophy or the Campbell Trophy – commonly referred to as the “Academic Heisman” – in five of the last six years, something no other league can claim. Clemson DT Christian Wilkins won the Campbell Trophy last year. He is the second consecutive winner from the ACC.

In 2019, ACC teams will play more games (20) against Power 5 competition (including Notre Dame) than any of their peers.

This year, ACC teams will play more games against non-conference teams (16) ranked in last year's final Associated Press Top 25 than any other Power 5 conference.

ACC teams will play 26 games against non-conference opponents that participated in bowl games in 2018, the highest total among Power 5 conferences.

The ACC is in its sixth year of a 12-year agreement with the Capital One Orange Bowl, which will host an ACC team—either its champion or next available team—in all years when the Orange Bowl is not a semifinal site for the College Football Playoff. The opponent will be the highest ranked available team from the SEC, Big Ten or Notre Dame.

Eleven ACC football teams have an APR higher than the Division I average of 968, which ties for most among peer conferences. In all sports, the ACC leads all Power 5 conferences with 95 teams from member schools recognized in the most recent NCAA APR Public Recognition Awards.

Ten of 14 ACC Football teams earned a graduation success rate (GSR) at or above the FBS average. That was second-most among Power 5 conferences, both in terms of percentage and in total number.

The ACC remains the only Power 5 conference to have multiple teams score 90 or higher in GSR each year since 2005. Duke (96), Wake Forest (93) and Boston College (90) reached that plateau last year.

In its 2018 U.S. News and World “Best Colleges” rankings, ACC member schools combine for an average rank of 54.7, marking the 12th straight year that the ACC has led all Power 5 conferences.

ACC DIVISIONAL TIEBREAKER

If more than one team in the same division is tied for the best winning percentage in its Conference games, the procedures listed below will be followed to determine the division's representative in the Dr Pepper ACC Championship Game:

Two-Team Tie:

1. Head-to-head competition between the two tied teams.
2. Win percentage of the tied teams within the division.
3. Head-to-head competition versus the team within the division with the best overall win percentage. (Divisional and non-divisional) and proceeding through the division. Multiple ties within the division will be broken from first-to-last using the league's tiebreaking procedures.
4. Overall win percentage versus all common non-divisional opponents.
5. Combined win percentage vs. all non-divisional opponents.
6. Win percentage versus common non-divisional opponents based on their order of finish (overall conference win percentage) and proceeding through other common non-divisional teams based upon their divisional order of finish.
7. The tied team with the higher ranking by the Team Rating Score metric provided by SportSource Analytics following the conclusion of regular season games.
8. The representative shall be chosen by a draw as administered by the Commissioner or the Commissioner's designee.

Three-Team (or More) Team Tie

(Once a team is eliminated from the tie, the tie-breaker procedures restart for the remaining teams. If the three (or more) team tie can be reduced to two teams, the two-team tiebreaker format will then be applied.)

1. Combined head-to-head win percentage among the tied teams.
2. Win percentage of the tied teams within the division.
3. Head-to-head competition versus the team within the division with the best overall (divisional and non-divisional) Conference win percentage, and proceeding through the division. Multiple ties within the division will be broken first to last, using the league's tie-breaker policies.
4. Combined win percentage versus all common non-divisional opponents.
5. Overall win percentage versus non-divisional opponents.
6. Win percentage versus common non-divisional opponents based upon their order of finish (overall win percentage) and proceeding through other common non-divisional opponents based upon their divisional order of finish.
7. The tied team with the higher ranking by the Team Rating Score metric provided by SportSource Analytics following the conclusion of regular season games.
8. The representative shall be chosen by a draw as administered by the Commissioner or the Commissioner's designee.

2019 COMPOSITE SCHEDULE



WEEK 0

Saturday, Aug. 24

Miami 20 vs. No. 8 Florida 24 7 p.m., ESPN
(Camping World Kickoff, Orlando, Fla.)

WEEK 1

Thursday, Aug. 29

Georgia Tech 14 at No. 1 Clemson 52 8 p.m., ACCN

Friday, Aug. 30

Utah State 35 at Wake Forest 38 8 p.m., ACCN

Saturday, Aug. 31

Duke 3 vs. No. 2 Alabama 42 3:30 p.m., ABC
(Chick-fil-A Kickoff, Atlanta, Ga.)
North Carolina 24 vs. South Carolina 20 3:30 p.m., ESPN
(Belk College Kickoff, Charlotte, N.C.)
East Carolina 6 at NC State 34 Noon, ACCN
Virginia Tech 28 at Boston College 35 4 p.m., ACCN
No. 22 Syracuse 24 at Liberty 0 6 p.m., ESPN+
Boise State 36 at Florida State 31 Noon, ESPN
Virginia 30 at Pitt 14 7:30 p.m., ACCN

Monday, Sept. 2

No. 9 Notre Dame 35 at Louisville 17 8 p.m., ESPN

WEEK 2

Friday, Sept. 6

William & Mary 17 at Virginia 52 8 p.m., ACCN
Wake Forest 41 at Rice 21 8 p.m., CBSSN

Saturday, Sept. 7

Ohio 10 at Pitt 20 11 a.m., ACCN
No. 21 Syracuse 20 at Maryland 63 Noon, ESPN
Old Dominion 17 at Virginia Tech 31 Noon, ESPN
Western Carolina 0 at NC State 41 12:30 p.m., RSN
South Florida 10 at Georgia Tech 14 2 p.m., ACCN
Richmond 13 at Boston College 45 3:30 p.m., ACCN
No. 12 Texas A&M 10 at No. 1 Clemson 24 3:30 p.m., ABC
ULM 44 at Florida State 45 5 p.m., ACCN
North Carolina A&T 13 at Duke 45 6 p.m., ACCN
Eastern Kentucky 0 at Louisville 42 7 p.m., ACCN
Miami 25 at North Carolina 28 8 p.m., ACCN

WEEK 3

Friday, Sept. 13

North Carolina 18 at Wake Forest 24 (non-conference) ..
..... 6 p.m., ESPN
Kansas 48 at Boston College 24 7:30 p.m., ACCN

Saturday, Sept. 14

NC State at West Virginia Noon, FS1
Pitt 10 at No. 13 Penn State 17 Noon, ABC
Furman 17 at Virginia Tech 24 Noon, ACCN
The Citadel 27 at Georgia Tech 24 (ot) 12:30 p.m., RSN
Louisville 38 at Western Kentucky 27 4 p.m., Stadium
Bethune-Cookman 0 at Miami 63 4 p.m., ACCN
Duke 41 at Middle Tennessee 18 7 p.m., Facebook
Florida State 24 at No. 24 Virginia 31 7:30 p.m., ACCN
No. 1 Clemson 41 at Syracuse 6 7:30 p.m., ABC

WEEK 4

Saturday, Sept. 21

Western Michigan at Syracuse Noon, ACCN
Boston College at Rutgers Noon, BTN
Elon at Wake Forest Noon, RSN
Louisville at Florida State 3:30 p.m., ESPN
Appalachian State at North Carolina 3:30 p.m., RSN
UCF at Pitt 3:30 p.m., ABC & ESPN2 (reverse mirror)
Central Michigan at Miami 4 p.m., ACCN
Ball State at NC State 7 p.m., ESPN
Old Dominion at No. 21 Virginia 7 p.m., ESPN2
Charlotte at No. 1 Clemson 7:30 p.m., ACCN

WEEK 5

Friday, Sept. 27

Duke at Virginia Tech 7 p.m., ESPN

Saturday, Sept. 28

Holy Cross at Syracuse Noon, ACCN
Delaware at Pitt 12:30 p.m., RSN
Virginia at Notre Dame 3:30 p.m., NBC
Clemson at North Carolina 3:30 p.m., ABC/ESPN
Wake Forest at Boston College 3:30 p.m., ACCN
Georgia Tech at Temple 3:30 p.m., CBSSN
NC State at Florida State 7:30 p.m., ACCN

WEEK 6

Saturday, Oct. 5

Boston College at Louisville
Pitt at Duke
North Carolina at Georgia Tech
Virginia Tech at Miami

WEEK 7

Thursday, Oct. 10

Syracuse at NC State 8 p.m., ESPN

Friday, Oct. 11

Virginia at Miami 8 p.m., ESPN

Saturday, Oct. 12

Florida State at Clemson
Georgia Tech at Duke
Louisville at Wake Forest
Rhode Island at Virginia Tech

WEEK 8

Friday, Oct. 18

Pitt at Syracuse 7 p.m., ESPN

Saturday, Oct. 19

NC State at Boston College
Clemson at Louisville
Duke at Virginia
Florida State at Wake Forest
Georgia Tech at Miami
North Carolina at Virginia Tech

WEEK 9

Saturday, Oct. 26

Boston College at Clemson
Duke at North Carolina
Syracuse at Florida State
Virginia at Louisville
Miami at Pitt

WEEK 10

Saturday, Nov. 2

Virginia Tech at Notre Dame 2:30 p.m., NBC
Boston College at Syracuse
Wofford at Clemson
Miami at Florida State
Pitt at Georgia Tech
Virginia at North Carolina
NC State at Wake Forest

WEEK 11

Saturday, Nov. 9

Florida State at Boston College
Clemson at NC State
Notre Dame at Duke TBD, ACCN
Georgia Tech at Virginia
Louisville at Miami
Wake Forest at Virginia Tech

WEEK 12

Thursday, Nov. 14

North Carolina at Pitt 8 p.m., ESPN

Saturday, Nov. 16

Wake Forest at Clemson
Syracuse at Duke
Alabama State at Florida State
Virginia Tech at Georgia Tech
Louisville at NC State

WEEK 13

Thursday, Nov. 21

NC State at Georgia Tech 8 p.m., ESPN

Saturday, Nov. 23

Boston College at Notre Dame 2:30 p.m., NBC
Miami at FIU 7 p.m., CBSSN
Duke at Wake Forest
Syracuse at Louisville
Mercer at North Carolina
Pitt at Virginia Tech
Liberty at Virginia

WEEK 14

Friday, Nov. 29

Virginia Tech at Virginia TBD, ABC or ESPN

Saturday, Nov. 30

Boston College at Pitt
Clemson at South Carolina
Miami at Duke
Florida State at Florida
Georgia at Georgia Tech
Louisville at Kentucky
North Carolina at NC State
Wake Forest at Syracuse

ACC FOOTBALL CHAMPIONSHIP GAME

Saturday, Dec. 7

Atlantic Division Champion vs. Coastal Division Champion
(Bank of America Stadium, Charlotte, North Carolina)

Quarterback

Sept. 3	Jamie Newman, QB, Wake Forest
Sept. 9	Sam Howell, QB, North Carolina
Sept. 16	Trevor Lawrence, QB, Clemson & Bryce Perkins, QB, Virginia
Sept. 23	
Sept. 30	
Oct. 7	
Oct. 14	
Oct. 21	
Oct. 28	
Nov. 4	
Nov. 11	
Nov. 18	
Nov. 25	
Dec. 2	

Running Back

Sept. 3	Travis Etienne, RB, Clemson
Sept. 9	Cam Akers, RB, Florida State
Sept. 16	AJ Dillon, RB, Boston College
Sept. 23	
Sept. 30	
Oct. 7	
Oct. 14	
Oct. 21	
Oct. 28	
Nov. 4	
Nov. 11	
Nov. 18	
Nov. 25	
Dec. 2	

Offensive Line

Sept. 3	Charlie Heck, OT, North Carolina
Sept. 9	John Phillips, OG, Boston College & John Simpson, OG, Clemson
Sept. 16	John Simpson, OG, Clemson
Sept. 23	
Sept. 30	
Oct. 7	
Oct. 14	
Oct. 21	
Oct. 28	
Nov. 4	
Nov. 11	
Nov. 18	
Nov. 25	
Dec. 2	

Receiver

Sept. 3	Sage Surratt, WR, Wake Forest
Sept. 9	Scotty Washington, WR, Wake Forest
Sept. 16	Sage Surratt, WR, Wake Forest
Sept. 23	
Sept. 30	
Oct. 7	
Oct. 14	
Oct. 21	
Oct. 28	
Nov. 4	
Nov. 11	
Nov. 18	
Nov. 25	
Dec. 2	

Defensive Line

Sept. 3	Josh Black, NT, Syracuse
Sept. 9	Tomon Fox, DE, North Carolina
Sept. 16	Carlos "Boogie" Basham, DE, Wake Forest
Sept. 23	
Sept. 30	
Oct. 7	
Oct. 14	
Oct. 21	

Oct. 28	
Nov. 4	
Nov. 11	
Nov. 18	
Nov. 25	
Dec. 2	

Linebacker

Sept. 3	Rayshard Ashby, LB, Virginia Tech
Sept. 9	Charlie Harris, LB, Georgia Tech
Sept. 16	Isaiah Simmons, LB, Clemson
Sept. 23	
Sept. 30	
Oct. 7	
Oct. 14	
Oct. 21	
Oct. 28	
Nov. 4	
Nov. 11	
Nov. 18	
Nov. 25	
Dec. 2	

Defensive Back

Sept. 3	Myles Wolfolk, SS, North Carolina
Sept. 9	K'Von Wallace, SS, Clemson
Sept. 16	Nasir Greer, SS, Wake Forest
Sept. 23	
Sept. 30	
Oct. 7	
Oct. 14	
Oct. 21	
Oct. 28	
Nov. 4	
Nov. 11	
Nov. 18	
Nov. 25	
Dec. 2	

Specialist

Sept. 3	Brian Delaney, PK, Virginia
Sept. 9	Joe Reed, KR, Virginia
Sept. 16	Sterling Hofrichter, P, Syracuse
Sept. 23	
Sept. 30	
Oct. 7	
Oct. 14	
Oct. 21	
Oct. 28	
Nov. 4	
Nov. 11	
Nov. 18	
Nov. 25	
Dec. 2	

Rookie

Sept. 3	Sam Howell, QB, North Carolina
Sept. 9	Sam Howell, QB, North Carolina
Sept. 16	Jarren Williams, QB, Miami
Sept. 23	
Sept. 30	
Oct. 7	
Oct. 14	
Oct. 21	
Oct. 28	
Nov. 4	
Nov. 11	
Nov. 18	
Nov. 25	
Dec. 2	

	BC	Clem	Duke	FSU	GT	UL	AP/USA Today/CFP	UM	NC	NCSU	Pitt	SU	VA	VT	WF
Preseason	-/-/-	1/1/-	-/RV/-	-/RV/-	-/-/-	-/-/-	RV/RV/-	-/-/-	-/RV/-	-/-/-	22/22/-	RV/RV/-	RV/RV/-	-/-/-	-/-/-
Week 2	RV/RV/-	1/1/-	-/-/-	-/-/-	-/-/-	-/-/-	RV/RV/-	RV/RV/-	-/RV/-	-/-/-	21/22/-	RV/RV/-	-/-/-	-/-/-	-/-/-
Week 3	RV/RV/-	1/1/-	-/-/-	-/-/-	-/-/-	-/-/-	-/-/-	RV/RV/-	-/RV/-	-/-/-	RV/-/-	25/RV/-	-/-/-	-/RV/-	-/-/-
Week 4	-/-/-	1/1/-	-/RV/-	-/-/-	-/-/-	-/-/-	-/-/-	-/-/-	-/-/-	-/-/-	-/-/-	21/22/-	-/-/-	-/-/-	RV/RV/-
Week 5															
Week 6															
Week 7															
Week 8															
Week 9															
Week 10															
Week 11															
Week 12															
Week 13															
ACC CG															
Bowls															
Final															

ACC ASSOCIATED PRESS RANKING HISTORY

*Reflects rankings only while a member of the ACC

School	Consecutive Polls	Top 10	No. 1	Weeks Ranked
Boston College	-	35	1	41
Clemson	72	159	15	429
Duke	-	57	-	173
Florida State	-	362	72	553
Georgia Tech	-	146	-	299
Louisville	-	8	-	26
Miami	-	299	-	484
North Carolina	-	76	1	246
NC State	-	11	-	155
Pitt	-	-	-	5
Syracuse	-	-	-	9
Virginia	2	24	3	169
Virginia Tech	-	94	-	295
Wake Forest	-	-	-	41

COLLEGE FOOTBALL PLAYOFF RANKINGS

School	N5	N12	N19	N26	D3	D8
--------	----	-----	-----	-----	----	----

ASSOCIATED PRESS RANKINGS

School	P	S3	S8	S15
Clemson	1	1	1	1
Alabama	2	2	2	2
Georgia	3	3	3	3
LSU	6	6	4	4
Oklahoma	4	4	5	5
Ohio State	5	5	6	6
Notre Dame	9	8	7	7
Auburn	16	10	8	8
Florida	8	11	9	9
Utah	14	13	11	10
Michigan	7	7	10	11
Texas	10	9	12	12
Penn State	15	15	13	t13
Wisconsin	19	17	14	t13
UCF	17	18	17	15
Oregon	11	16	15	16
Texas A&M	12	12	16	17
Iowa	20	20	19	18
Washington St.	23	22	20	19
Boise State	-	24	22	20
Virginia	-	-	25	21
Washington	13	14	23	22
Cal	-	-	-	23
Arizona State	-	-	-	24
TCU	-	-	-	25
Michigan State	18	19	18	-
Maryland	-	-	21	-
USC	-	-	24	-
Syracuse	22	21	-	-
Stanford	25	23	-	-
Iowa State	21	t25	-	-
Nebraska	24	t25	-	-

ATLANTIC DIVISION

BOSTON COLLEGE

Web: bceagles.com
Shipping & Mailing: 238 Conte Forum, 140 Commonwealth, Ave., Chestnut Hill, MA 02467
Office Phone: 617-552-3004
Associate Athletics Director: Jason Baum, j.baum@bc.edu, 201-966-6338
Associate Director/Secondary Football Contact: Brendan Flynn, flynnhu@bc.edu, 203-415-5381
Twitter: @BCFootball; @BCEagles
Weekly Press Conference: Monday at noon



CLEMSON

Web: ClemsonTigers.com
Mailing: PO Box 31, Clemson, SC 29633
Shipping: 100 Perimeter Road/Jervey Athletic Center, Clemson, SC 29634
Office Phone: 864-656-2114
Football Contact: Ross Taylor, rt5@clemson.edu, 972-741-7778
Sr. Assoc. Director of Communications: Brian Hennessy, bhennes@clemson.edu, 864-986-9046
Twitter: @ClemsonTigers; @ClemsonFB
Weekly Press Conference: Tuesday, 11 a.m. (Monday at 11 a.m. for Aug. 29 game)



FLORIDA STATE

Web: seminoles.com
Mailing: PO Box 2195, Tallahassee, FL 32316
Shipping: 403 Stadium Drive West, D0107, Tallahassee, FL 32306
Office Phone: 850-645-7683
Sr. Assoc. Communications Director: Derek Satterfield, dsatterfield@fsu.edu, 850-228-7204
Secondary Football Contact: Steven McCartney, smccartney@fsu.edu, 850-322-6711
Twitter: @FSUFootball, @Seminoles
Weekly Press Conference: Monday at noon



LOUISVILLE

Web: GoCards.com
Mailing & Shipping: 2100 S. Floyd Street, Louisville, KY 40208
Office Phone: 502-852-6581
Sr. Associate AD/SID: Kenny Klein, kenny@gocards.com (credentials)
Assistant SID/Football Contact: Rocco Gasparro, rocco@gocards.com, 502-262-2258
Assistant SID/Secondary Football Contact: Stephen Williams, stephen@GoCards.com, 502-544-0282
Twitter: @UofLFootball; @GoCards
Weekly Press Conference: Monday at noon



NC STATE

Web: GoPack.com
Mailing: Campus Box 8504, Raleigh, NC 27607
Shipping: Murphy Football Center, 4600 Trinity Road, Raleigh, NC 27607
Office Phone: 919-515-1181
Assistant Athletics Director: Annabelle Myers, annabelle_myers@ncsu.edu, 919-819-8302
Director of Athletics Digital Communications/Secondary Football: Brian Reinhardt, brian_reinhardt@ncsu.edu, 919-819-8317
Twitter: @PackFootball
Weekly Press Conference: Monday at noon



SYRACUSE

Web: Cuse.com
Mailing & Shipping: Manley Fieldhouse, 1301 East Colvin Street, Syracuse, NY 13244
Office Phone: 315-443-2608
Executive Senior Associate AD/Chief Communications Officer: Sue Edson, sedson@syr.edu (credentials)
Assistant Director/Football SID: Mike Morrison, mdmorriss@syr.edu, 315-952-4809
Secondary FB Contact: Tyler Cady, tpcady@syr.edu, 315-941-6569
Twitter: @CuseFootball, @Cuse
Weekly Press Conference: Monday at 11:30 a.m.



WAKE FOREST

Web: GoDeacs.com
Mailing & Shipping: 519 Deacon Blvd., Winston-Salem, N.C. 27105
Office Phone: 336-758-5640
Associate AD/Athletic Communications: Steve Shutt, shuttsj@wfu.edu, 336-970-7512
Assistant Director/Secondary Football Contact:
Twitter: @WakeFB; @DemonDeacons
Weekly Press Conference: Tuesday at 11 a.m.



COASTAL DIVISION

DUKE

Web: GoDuke.com
Mailing: Box 90557, Durham, NC 27708-0557
Shipping: Scott Family Athletics Performance Center, Room 364, 110 Whitford Drive, Durham, NC 27708
Office Phone: 919-684-2633
Senior Associate Director of Athletics/External Affairs:
 Art Chase, chasea@duke.edu
Cell: 919-599-9820
Football Contact: Kat Castner, kaitlyn.castner@duke.edu, 484-695-0670
Twitter: @DukeFootball; @DukeAthletics
Weekly Press Conference: Tuesday at 12:30 p.m.



GEORGIA TECH

Web: ramblinwreck.com
Mailing & Shipping: 150 Bobby Dodd Way NW, Atlanta, GA 30332
Office Phone: 404-894-5445
Assistant AD for Communications/PR: Mike Flynn, mflynn@athletics.gatech.edu, 828-964-6406
Assistant Director/Secondary Football Contact: Andrew Clausen, aclausen@athletics.gatech.edu, 678-764-0867
Twitter: @GeorgiaTechFB
Weekly Press Conference: Tuesday at 11:30 a.m. (Sunday at 3:15 p.m. for Aug. 29 game)



MIAMI

Web: HurricaneSports.com
Mailing & Shipping: 5821 San Amaro Drive, Coral Gables, FL 33146
Office Phone: 305-284-3244; Fax: 305-284-2807
Sr. Associate AD/Communications & Digital Strategy: Carter Toole, carter.toole@miami.edu, 615-598-8540
Director/Football Contact: Camron Ghorbi, c.ghorbi@miami.edu, 786-877-7329
Twitter: @CanesFootball; @MiamiHurricanes
Weekly Press Conference: Monday at 1 p.m.



NORTH CAROLINA

Web: GoHeels.com
Mailing: PO Box 2126, Chapel Hill, NC 27514
Shipping: Smith Center/2nd floor, 300 Skipper Bowles Dr., Chapel Hill, NC 27514
Office Phone: 919-962-2123
Associate Director/Football Contact: Jeremy Sharpe, jsharpe7@unc.edu, 520-275-9895
Assistant Director/Secondary Football Contact: Mark Kimmel, mkimmel@unc.edu, 919-619-3344
Twitter: @TarHeelFootball; @GoHeels
Weekly Press Conference: Monday at 11 a.m.



PITT

Web: PittsburghPanthers.com
Mailing: P.O. Box 7436, Pittsburgh, PA 15213-0436
Shipping: Petersen Events Center, 3719 Terrace Street, Pittsburgh, Pa. 15261
Office Phone: 412-648-8420
Executive Associate AD/Media Relations: E.J. Borghetti, eborghetti@athletics.pitt.edu, 412-491-5110
Assistant Director/Secondary Football Contact: R.J. Sepich, rsepich@athletics.pitt.edu, 412-452-1992
Twitter: @Pitt_FB; @Pitt_ATHLETICS
Weekly Press Conference: Monday at noon



VIRGINIA

Web: VirginiaSports.com
Mailing: PO Box 400853, Charlottesville, VA 22904-4853
Shipping: 295 Massie Road, Charlottesville, VA 22903
Office Phone: 434-982-5500
Assistant AD: Jim Daves, jimdaves@virginia.edu, 434-962-7668
Assistant Director/Primary Football Contact: Vince Briedis, briedis@virginia.edu, 434-326-3792
Twitter: @UVAFootball; @VirginiaSports
Weekly Press Conference: Monday at noon



VIRGINIA TECH

Web: HokieSports.com
Mailing & Shipping: 401 Cassell Coliseum - 675 Washington Street SW - Blacksburg, VA 24061
Office Phone: 540-213-9965
Associate Athletics Director: Pete Moris, Morisvt@vt.edu, 816-213-5411
Associate Director/Secondary Contact: Peter Long, lpeter@vt.edu, 732-814-5436
Twitter: @VT_Football; @HokieSports
Weekly Press Conference: Monday at 11:45 a.m.



ACC COMMUNICATIONS STAFF

4512 Weybridge Lane • Greensboro, NC 27407

Kevin Best Sr. Associate Commissioner/Communications
kbest@theacc.org 919-619-7020 (cell)

Andy Fledgerjohn Assistant Commissioner
afledger@theacc.org 434-906-0075 (cell)

Steve Phillips Editorial & Content Manager
sphillips@theacc.org 336-369-1004

Justin Wilson Director
jwilson@theacc.org 336-369-3713

Tyler Beck Assistant Director
tbeck@theacc.org 336-369-3744

THEACC.COM

The Atlantic Coast Conference's official website – theACC.com – is the source for complete conference football information. The media section of the website (theACC.com/media) offers additional information for use by members of the media, including access to ACC PhotoShelter, the home for conference and school logos, head shots of players and coaches from select sports and images from ACC events and championships.

ACCESSING ACC MEDIA PORTAL & DIGITAL LICENSE

ACC Media Portal (Highlights & Press Conferences): The ACC and XOS Digital have partnered to provide individual highlight packages from all ACC-controlled regular season football and men's basketball games to approved TV news affiliates for the 2019-20 seasons. Upon the conclusion of each game, highlights will be available for local TV news affiliates to download and use in televised news programming at no cost. Outlets may access the highlights, along with any weekly head coach press conferences, through the ACC Media Portal. This portal replaces the ACC Video Clip Service (AVCS). The use of ACC game highlights provided through the ACC Media Portal remain subject to those restrictions outlined in the ACC News Access Guidelines. Interested affiliates should email licensing@xosdigital.com to register for the ACC Media Portal and for additional information. Approved affiliates will receive a confirmation email along with credentials to access the ACC Media Portal.

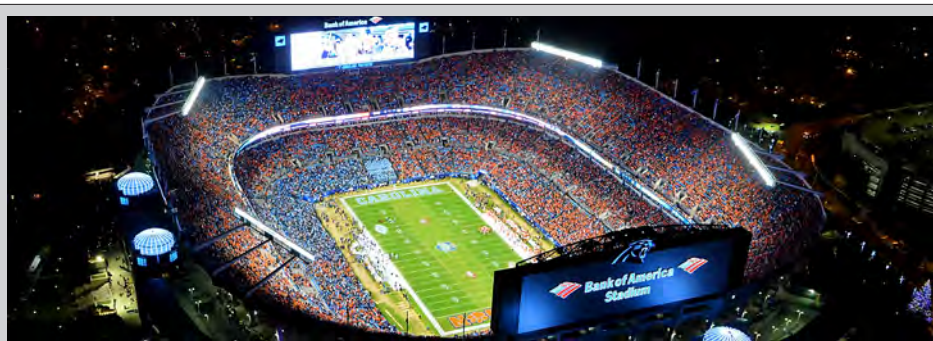
ACC Digital License: Per the ACC News Access Guidelines, game footage (station shot or broadcast) may not be distributed through digital platforms without a license. The ACC and XOS Digital now offer a turnkey digital highlight license specifically designed for local TV affiliates. This license will cover the use of ACC game footage across official station websites, apps, and social media platforms. Distribution of in-game highlights on any platform during the broadcast window is strictly prohibited, regardless of a digital license. Interested affiliates should email licensing@xosdigital.com to receive more information or to purchase a digital license.

ACC Digital Content: Agencies with interest in accessing or licensing ACC digital content beyond what is provided for in the ACC News Access Guidelines and as set forth in the preceding paragraphs should contact Chad Swofford, VP, General Manager of ACC Digital at Raycom Sports, at cswofford@raycomsports.com.

collegepressbox.com
SINCE 2005 EVERYTHING BUT THE PRE-GAME MEAL

COLLEGEPRESSBOX.COM

Now in its 15th season, collegepressbox.com is the official media website of Division I football. Access is provided to approved members of the media as well as a variety of working professionals in the college football industry, including coaches, scouts, analysts and more. In order to be provided with the full range of content, you must register and be approved for access, a process that takes just a few minutes.



In its ninth year in Charlotte, the ACC Football Championship Game will be played at Bank of America Stadium on Saturday, December 7.

2019 ACC CHAMPIONSHIP GAME WEEK SCHEDULE

Sunday, December 1

Coaches Media Teleconference, 4 p.m.

Monday, December 2

Players Media Teleconference, 11:30 a.m.

Friday, December 6

Championship Game Press Conference, 1 p.m. (Bank of America Stadium)

Saturday, December 7

ACC Football Championship Game (Kickoff, TBD)



ACC FOOTBALL CHAMPIONSHIP HEADQUARTERS - CHARLOTTE MARRIOTT CITY CENTER

The Charlotte Marriott City Center will serve as both the ACC Championship Game headquarters and the media headquarters for the ACC's 15th Annual Football Championship Game. A media workroom and hospitality room with complimentary internet wireless connections will be available on Friday and Saturday. The Charlotte Marriott City Center is located at 100 W Trade St, Charlotte, NC 28202, (704) 333-9000.

IMPORTANT DATES FOR COVERING ACC FOOTBALL

Tuesday, September 3

- First ACC Player of the Week Awards announced at 1 p.m. Thereafter, weekly honors will be announced each Monday at 1 p.m. throughout the year.

Monday, November 4

- ACC Football Championship Game credential application website opens.

Sunday, December 1

- Jacobs Blocking Trophy announced, 1 p.m.
- ACC Football Championship Game participating coaches teleconference, 4-5 p.m.
- All-ACC Football Team voting ends at 5 p.m.

Monday, December 2

- ACC Football Championship Game participating student-athletes teleconference, 11:30 a.m.-12:30 p.m. (times subject to change)
- All-ACC Football Team announced, 3 p.m.
- Deadline for media credential applications to ACC Football Championship Game, 5 p.m.

Tuesday, December 3

- ACC Coach, Offensive, Defensive and Overall Rookie of the Year announced, 1 p.m.

Wednesday, December 4

- ACC Offensive, Defensive and Overall Player of the Year Announced, 1 p.m.

Thursday, December 5

- Jim Tatum Award (Top Football Scholar-Athlete) and Brian Piccolo Award, (Most Courageous Football Student-Athlete) announced, 11 a.m.

Friday, December 6

- ACC Football Championship Game Press Conference (Both participating coaches), 1 p.m., Bank of America Stadium
- ACC Night of Legends

Saturday, December 7

- 2019 ACC Football Championship Game, Bank of America Stadium, Charlotte, N.C.

Sunday, December 8

- Selection Sunday – College Football Playoff and ACC Bowl Teams announced

December 18, 2019 & February 5, 2020

- National Football Signing Days

COLLEGE FOOTBALL PLAYOFF RANKINGS

Each fall, the College Football Playoff Selection Committee meets in person to produce interim rankings before Selection Day. During each meeting, the selection committee ranks 25 teams.

The dates for the fall of 2019 are as follows:

Tuesday, Nov. 5

Tuesday, Nov. 12

Tuesday, Nov. 19

Tuesday, Nov. 26

Tuesday, Dec. 3

Sunday, Dec. 8 (selection day and playoff semifinal teams announced)

2020 ACC KICKOFF - THE WESTIN CHARLOTTE

Wednesday, July 22 (Coastal Division Coaches & Student-Athletes); Thursday, July 23 (Atlantic Division Coaches & Student-Athletes)

2019-20 ACC BOWL SELECTION PROCESS

THEACC.COM/BOWLS | @ACCFOOTBALL | #ACCFOOTBALL



1 IF ACC TEAM(S) SELECTED:

2 NEW YEAR'S SIX

ACC VS SEC/BIG TEN/NOTRE DAME
(ACC CHAMPION OR NEXT HIGHEST-RANKED TEAM IF ACC CHAMPION TO CFP)

ACC TEAMS ELIGIBLE FOR 1 NEW YEAR'S SIX AT-LARGE SPOT WHICH IS IN THE GOODYEAR COTTON BOWL

3 IF THE ACC OPPONENT IN THE ORANGE BOWL IS FROM THE BIG TEN

4 CAMPING WORLD BOWL

5 TIER ONE BOWLS

FOUR SELECTIONS | ALL EQUAL SELECTION STATUS

6 ADDITIONAL BOWLS

UP TO FIVE SELECTIONS | LISTED IN SELECTION ORDER

ACC AFFILIATED BOWL GAMES

Mon., Dec 23	Bad Boy Mowers Gasparilla Bowl	AAC/C-USA/ACC	Tampa, Fla.	2:30 p.m.	ESPN
Thurs., Dec 26	Walk-On's Independence Bowl	ACC/SEC	Shreveport, La.	4 p.m.	ESPN
	Quick Lane Bowl	ACC/Big Ten	Detroit, Mich.	8 p.m.	ESPN
Fri., Dec 27	Military Bowl Presented by Northrop Grumman	ACC/AAC	Annapolis, Md.	Noon	ESPN
	New Era Pinstripe Bowl	ACC/Big Ten	Bronx, N.Y.	3:20 p.m.	ESPN
Sat., Dec 28	Camping World Bowl	ACC/Big 12	Orlando, Fla.	Noon	ABC
	Goodyear Cotton Bowl Classic	At-large/At-large	Arlington, Texas	Noon	ESPN
	Chick-fil-A Peach Bowl	At-large/At-large	Atlanta, Ga.	4 or 8 p.m.	ESPN
	PlayStation Fiesta Bowl	At-large/At-large	Glendale, Ariz.	4 or 8 p.m.	ESPN
Mon., Dec 30	Franklin American Music City Bowl	ACC/SEC or Big Ten	Nashville, Tenn.	4 p.m.	ESPN
	Capital One Orange Bowl	ACC/SEC, Big Ten or Notre Dame	Miami Gardens, Fla.	8 pm.	ESPN
Tues., Dec 31	Belk Bowl	ACC/SEC	Charlotte, N.C.	Noon	ESPN
	Tony the Tiger Sun Bowl	ACC/Pac-12	El Paso, Texas	2 p.m.	CBS
Wed., Jan 1	VRBO Citrus Bowl	SEC/ACC or Big Ten	Orlando, Fla.	1 p.m.	ABC
Thurs., Jan 2	Tax Slayer Gator Bowl	ACC/Big Ten/SEC	Jacksonville, Fla.	7 p.m.	ESPN
	Birmingham Bowl	SEC/AAC/ACC	Birmingham, Ala.	3 p.m.	ESPN
Mon., Jan 13	CFP National Championship	At-large/At-large	New Orleans, La.	8 p.m.	ESPN

ACC BOWL SELECTION PROCESS

College Football Playoff (four teams)

The Chick-fil-A Peach Bowl and PlayStation Fiesta Bowl are national semifinal sites for the 2019 season. There is no limit on how many teams from one conference can appear in the CFP.

ACC Champion - Top Four CFP Ranking

If the ACC Champion is in the top four of the final CFP rankings, it will play in one of the national semifinal games.

ACC Champion - Not in Top Four CFP Ranking

If the ACC Champion is not in the top four of the final CFP rankings, it will appear in the Capital One Orange Bowl against the highest ranked available team from the Big Ten, SEC or Notre Dame following team selection by the Rose (Big Ten) and Sugar (SEC) Bowls.



HOME OF THE ACC

Capital One Orange Bowl

The Capital One Orange Bowl will host the ACC Champion (or highest ranked ACC team not ranked in the top four against the highest ranked available team from the Big Ten, SEC or Notre Dame following team selection by the Rose (Big Ten) and Sugar (SEC) bowls.

VRBO Citrus Bowl/Camping World Bowl

If the ACC opponent in the Capital One Orange Bowl is from the Big Ten, then an ACC team will be selected for the VRBO Citrus Bowl. The Camping World Bowl has the first pick of an ACC team after the CFP, New Year's Six Bowls and Citrus Bowl are filled.

Tier One Bowls (all equal selection status)

Belk Bowl
Franklin American Mortgage Music City Bowl or
TaxSlayer Gator Bowl
New Era Pinstripe Bowl
Tony the Tiger Sun Bowl

Additional Bowls

Military Bowl Presented by Northrop Grumman
Walk-On's Independence Bowl
Quick Lane Bowl

Secondary*

Bad Boy Mowers Gasparilla Bowl
Birmingham Bowl

*If not filled by other conferences and additional ACC teams are available.



Saturday, September 21
Boston College (2-1, 1-0 ACC)
at Rutgers (1-1, 0-1 Big Ten)
Noon; Big Ten Network
BC leads series, 19-6-1
Last meeting: BC, 21-10 (2004)

Head Coaches:

Boston College - Steve Addazio (40-39 in seventh season at BC; 53-50 in ninth season overall)
Rutgers - Chris Ash (8-30 in fifth year at Rutgers and overall)

Notes: Boston College faces Rutgers for the 27th time but the first in nearly 15 years • Saturday afternoon's meeting launches a four-game home-and-home series between the former Big East Conference rivals • The Scarlet Knights are scheduled to play at Boston College on Sept. 3, 2022, and again on Sept. 12, 2026 • Rutgers will then host the final contest of the four-game agreement on Sept. 11, 2027 • Boston College owns a 10-game winning streak in the series and is 12-0-1 in the last 13 meetings since Rutgers' most recent victory (20-13 in 1991) • The teams last met Nov. 6, 2004 in Chestnut Hill, where QB Paul Peterson scored on a 1-yard run and threw for a touchdown to lead BC to a 21-10 victory that clinched the program's sixth consecutive winning season for the first time in a half-century • The Eagles went on post a winning record each of the next six years and have suffered just three losing seasons since 1998.



Saturday, September 21
Elon (2-1, 1-0 CAA)
at Wake Forest (3-0, 0-0 ACC)
Noon; RSN
Wake Forest leads series, 10-0-1
Last meeting: WFU, 41-3 (2015)

Head Coaches:

Wake Forest - Dave Clawson (31-35 in sixth season at Wake Forest; 121-115 in 20th season overall)
Elon - Tony Trisciani (2-1 in first season at Elon and overall)

Notes: Wake Forest closes out its regular-season non-conference slate • The Demon Deacons meet Elon for the 12th time and the first since 2015, when QB John Wolford passed for three touchdowns and ran 70 yards for another score to lead Wake to a 41-3 season-opening win • This will mark the 10th time the Deacons have played host to Elon, but only the third time at BB&T Field • Prior to the 2015 meeting and Wake Forest's 35-7 win at home in 2009, the teams met seven times at the original Wake Forest, N.C., campus, once at Elon and once at a neutral site (Greensboro, N.C.) between 1920 and 1939 • Wake Forest has allowed just 22 points in the previous 11 meetings while posting seven shutouts (including a 0-0 tie in 1927) • Wake Forest opens ACC play at Boston College on Sept. 28 and then plays three consecutive league games at home.



Saturday, September 21
Western Michigan (2-1, 0-0 MAC)
at Syracuse (1-2, 0-1 ACC)
Noon; ACC Network
Syracuse leads series, 1-0
Last meeting: SU, 55-42 (2018)

Head Coaches:

Syracuse - Dino Babers (19-21 in fourth season at Syracuse; 56-37 in eighth season overall)
Western Michigan - Tim Lester (15-13 in third season at Western Michigan; 45-36 in ninth season overall)

Notes: Western Michigan takes on the Orange at the Carrier Dome, completing a home-and-home series that began with Syracuse's 55-42 road win in the 2018 season opener • Senior QB Eric Dungey came off the bench to rush for 200 yards and pass for 184 to lead the Orange • Syracuse faced Western Michigan for the first time last season but is 23-8-1 all-time versus Mid-American Conference opponents • Syracuse head coach Dino Babers faced the Broncos twice while at the helm of Bowling Green, splitting a pair of games in 2014 and 2015 • The Broncos are coached by Tim Lester, who worked as Syracuse's offensive coordinator prior to taking the reins in Kalamazoo • Saturday's contest will be the second leg of a three-game homestand for the Orange, who are scheduled to play host to Holy Cross on September 28 before closing out the regular season with seven consecutive conference games.



Saturday, September 21
Louisville (2-1, 0-0 ACC)
at Florida State (1-2, 0-1 ACC)
3:30 p.m.; ESPN
FSU leads series, 15-4
Last meeting: FSU, 28-24 (2018)

Head Coaches:

Louisville - Scott Satterfield (2-1 in first season at Louisville; 53-25 in seventh season overall)
Florida State - Willie Taggart (6-9 in second season at FSU; 53-59 in 10th season overall)

Notes: Louisville travels to Tallahassee for the lone conference game on the ACC's Week 4 slate • Florida State rallied to win 28-24 last year at Louisville as QB Deondre Francois completed 16-of-27 passes for 294 yards and a career-best four touchdowns, including a 58-yard strike to Nyqwan Murray for the winning score with 1:13 remaining • The Seminoles snapped a two-game losing streak in the series with last year's win • Florida State has won nine of the previous 11 meetings between the programs in Tallahassee and stands 3-2 versus the Cardinals in ACC games • Louisville won the series opener in Tallahassee in 1952 by a score of 41-14 • The Seminoles then won the next 12 meetings before the Cardinals broke through with a 26-20 overtime win at home in 2002 • FSU welcomes NC State for another Atlantic Division battle Sept. 28, while Louisville has an open date.



Saturday, September 21
#15/16 UCF (3-0, 0-0 AAC)
at Pitt (1-2, 0-1 ACC)
3:30 p.m.; ABC/ESPN2
Series tied, 1-1
Last meeting: UCF, 45-14 (2018)

Head Coaches:

Pitt - Pat Narduzzi (29-26 in fifth season at Pitt and overall)
UCF - Josh Heupel (15-2 in second season at UCF and overall)

Notes: Pitt welcomes UCF to Hines Field in the second leg of a home-and-home series that opened last year with the Knights' 45-14 win in Orlando • QB McKenzie Milton threw for 328 yards and four touchdowns as the Knights extended what was then the nation's longest winning streak to 17 games • The Panthers are the only ACC team to face UCF in recent seasons, but the Knights have tried to play more • UCF was scheduled to play host to Georgia Tech in 2017, but the game was postponed until 2022 due to Hurricane Irma • The Knights' scheduled game at North Carolina in September of 2018 was canceled due to Hurricane Florence • Pitt and UCF first met in 2006, with the Panthers posting a 52-7 road win behind RB LaRod Stephens-Howling's 135 rushing yards and three touchdowns • After opening the season against Virginia, Pitt will play its fourth straight non-conference game Sept. 28 versus visiting Delaware.



Saturday, September 21
Appalachian State (2-0, 0-0 SBC)
at North Carolina (2-1, 1-0 ACC)
3:30 p.m.; RSN
UNC leads series, 1-0
Last meeting: UNC, 56-6 (1940)

Head Coaches:

North Carolina - Mack Brown (71-47-1 in 11th season at North Carolina; 246-123-1 in 31st season overall)
Appalachian State - Eliah Drinkwitz (2-0 in first season at Appalachian State and overall)

Notes: North Carolina welcomes Appalachian State to Kenan Stadium for the first time in nearly 80 years • The only previous meeting took place Sept. 21, 1940, with UNC posting a 56-6 victory • This year's game is the first of a three-game set • The Tar Heels make their first ever visit to Kidd Brewer Stadium in Boone, N.C., in 2022, and the teams will meet again in Chapel Hill in 2023 • Appalachian State has periodically faced ACC opponents through the years, but UNC will be the fourth league program the Mountaineers have faced since 2015 as a Sun Belt Conference member (also Clemson, Miami and Wake Forest) • UNC's Mack Brown landed his first head coaching job at Appalachian State in 1983, where he coached the Mountaineers to a 6-5 record in his lone season in Boone • Appalachian head coach Eliah Drinkwitz most recently served as offensive coordinator at NC State (2016-18).



Saturday, September 21
Central Michigan (2-1, 1-0 MAC)
at Miami (1-2, 0-1 ACC)
4 p.m.; ACC Network
First meeting

Head Coaches:

Miami - Manny Diaz (1-2 in first season at Miami and overall)

CMU - Jim McElwain (1-1 in first season at Central Michigan; 45-29 in seventh season)

Notes: Saturday's meeting with Central Michigan will be the second of five consecutive home games for the Hurricanes and their final non-conference test until they travel to FIU on Nov. 23 • It will be a matchup of first-year head coaches at their respective schools, with the Hurricanes playing their fourth game under Manny Diaz and the Chippewas taking the field under the watch of Jim McElwain • McElwain's coaching resume includes a stint at Florida in 2015-17, where his teams posted a 22-12 record over 2 ½ seasons • McElwain's Gator teams did not face Miami during his tenure • The Hurricanes are 7-0 all-time against MAC opponents, most recently sweeping Toledo in a home-and-home series in 2017 and 2018 • Following an open date on Sept. 28, Miami will open the month of October with a run of three consecutive ACC Coastal Division home games – Virginia Tech (Oct. 5), Virginia (Oct. 11) and Georgia Tech (Oct. 19).



Saturday, September 21
Old Dominion (1-1, 0-0 C-USA)
at #21/22 Virginia (3-0, 2-0 ACC)
7 p.m.; ESPN2
First meeting

Head Coaches:

Virginia - Bronco Mendenhall (19-22 in fourth season at Virginia; 117-66 in 15th season overall)

Old Dominion - Bobby Wilder (77-46 in 11th season at Old Dominion and overall)

Notes: Virginia and Old Dominion meet in football for the first time, but the visiting Monarchs will face their third in-state opponent in as many games this season and their second straight game against an ACC opponent • Following a season-opening win over Norfolk State, ODU fell 27-10 at Virginia Tech on Sept. 7 and had an open date last weekend • The Monarchs, who have booked past home-and-home series with NC State and North Carolina, also have agreements in place with ACC opponent Wake Forest for future seasons in addition to UVA and Virginia Tech • Old Dominion will be one of three in-state non-conference opponents for the Cavaliers, who defeated visiting William & Mary by a 52-17 score on Sept. 6 and will play host to Liberty on Nov. 23 • Virginia is slated to visit Old Dominion late next season and play host to the Monarchs again in 2022.



Saturday, September 21
Ball State (1-2, 0-0 MAC)
at NC State (2-1, 0-0 ACC)
7 p.m.; ESPNU
First meeting

Head Coaches:

NC State - Dave Doeren (45-35 in seventh season at NC State; 68-39 in ninth season overall)

Ball State - Mike Neu (11-27 in fourth season at Ball State and overall)

Notes: Ball State travels to NC State for the third and final meeting of the day between an ACC team and a visiting MAC opponent • NC State's Dave Doeren, who compiled a 23-4 record at Northern Illinois prior to joining the Wolfpack in 2013, owns an 18-1 record against MAC teams as a head coach • Doeren's NC State teams are 22-2 against non-Power 5 opponents, including wins over East Carolina and Western Carolina at home this season • Saturday night's game closes out the 2019 regular-season non-conference schedule for the Wolfpack • NC State will turn its immediate attention to ACC Atlantic Division competition on Sept. 28, when a road trip to Florida State begins a run of six consecutive division opponents • The Wolfpack will not see Coastal Division opposition until the final two weeks of the regular season, when it visits Georgia Tech for a Thursday night game (Nov. 21) and plays host to North Carolina on Nov. 30.



Saturday, September 21
Charlotte (2-1, 0-0 C-USA)
at #1/1 Clemson (3-0, 2-0 ACC)
7:30 p.m.; ACC Network
First meeting

Head Coaches:

Clemson - Dabo Swinney (119-30 in 12th season at Clemson and overall)

Charlotte - Will Healy (2-1 in first season at Charlotte; 14-22 in fourth season overall)

Notes: Clemson has won 17 consecutive games at Memorial Stadium, dating back to a 56-7 win against South Carolina on Nov. 25, 2016 • The 17-game streak is the second-longest home winning streak in Clemson history, trailing only a 21-game Memorial Stadium winning streak from 2013-16 • Clemson has won 38 of its last 39 games at home • Clemson has also won 20 consecutive regular-season games versus non-conference teams • That streak dates to a 73-7 win against South Carolina State on Sept. 6, 2014 • No member of Clemson's current roster has lost a non-conference game in regular season play • Saturday night's first-ever meeting against Charlotte will be the Tigers' third home contest in four games thus far in 2019 • The Tigers will be the second ACC team Charlotte has faced since adding football in 2013 (a 70-14 loss to Louisville in the 2016 season opener).

INDIVIDUAL LEADERS

RUSHING (YPG)

National Leader: Chuba Hubbard, Oklahoma State	173.7
7. Cam Akers, Florida State	129.0
15. Javian Hawkins, Louisville	112.7
16. Travis Etienne, Clemson	111.3
18. AJ Dillon, Boston College	106.0
22. DeeJay Dallas, Miami	103.0

RUSHING (TOTAL)

National Leader: Chuba Hubbard, Oklahoma State	521
5. Cam Akers, Florida State	387
11. Javian Hawkins, Louisville	338
12. Travis Etienne, Clemson	334
15. AJ Dillon, Boston College	318
17. DeeJay Dallas, Miami	309

RUSHING TDs

National Leader: Xavier Jones, SMU & Chuba Hubbard, Oklahoma State	7
8. DeeJay Dallas, Miami	4
8. AJ Dillon, Boston College	4
8. Jordan Mason, Georgia Tech	4
8. Wayne Taulapapa, Virginia	4

PASSING (YPG)

National Leader: Anthony Gordon, Washington State	441.3
12. Jamie Newman, Wake Forest	309.0
15. Kenny Pickett, Pittsburgh	292.7
20. James Blackman, Florida State	281.0
23. Trevor Lawrence, Clemson	277.0

PASSING (TOTAL)

National Leader: Anthony Gordon, Washington State	1,324
7. Jamie Newman, Wake Forest	927
13. Kenny Pickett, Pittsburgh	878
17. James Blackman, Florida State	843
20. Trevor Lawrence, Clemson	831

COMPLETION PERCENTAGE

National Leader: Joe Burrow, LSU	0.833
12. Jarren Williams, Miami	0.731
13. Quentin Harris, Duke	0.725

RECEIVING YARDS (TOTAL)

National Leader: Tylan Wallace, Oklahoma State	390
3. Sage Surratt, Wake Forest	372
13. Tee Higgins, Clemson	318

TOTAL OFFENSE (YPG)

National Leader: Anthony Gordon, Washington State	447.7
9. Jamie Newman, Wake Forest	356.7
21. Kenny Pickett, Pittsburgh	300.0
23. Trevor Lawrence, Clemson	295.3
24. Quentin Harris, Duke	294.0

ALL PURPOSE (YPG)

National Leader: Darrynton Evans, Appalachian State	209.00
5. Cam Akers, Florida State	154.33
12. Travis Etienne, Clemson	140.33

SACKS (PER GAME)

National Leader: Curtis Weaver, Boise State & Oluwale Betiku Jr., Illinois	2.00
5. Carlos Basham, Jr., Wake Forest	1.50
5. Jaylen Twyman, Pitt	1.50
10. Jordan Mack, Virginia	1.33
24. Tomon Fox, North Carolina	1.17

FORCED FUMBLES (PER GAME)

National Leader: Justin Rice, Fresno State	1.50
2. Hamsah Nasirildeen, Florida State	1.00
6. Charlie Thomas, Georgia Tech	0.67
6. Phil Campbell, Pittsburgh	0.67

PASSES DEFENDED (PER GAME)

National Leader: Seven players tied	2.00
8. Damarri Mathis, Pitt	1.7
8. Caleb Farley, Virginia Tech	1.7

TOTAL INTERCEPTIONS

National Leader: Four players tied	3
5. Tanner Muse, Clemson	2
5. Myles Wolfolk, North Carolina	2
5. Andre Cisco, Syracuse	2

KICKOFF RETURN TDs

National Leader: Jaylond Adams, Southern Miss.	2
2. Joe Reed, Virginia	1

TEAM LEADERS

RUSHING OFFENSE (YPG)

National Leader: Navy	371.5
17. Louisville	260.3
22. Clemson	251.0
25. Boston College	243.7

PASSING OFFENSE (YPG)

National Leader: Washington State	476.0
21. Wake Forest	309.0

TOTAL OFFENSE (YPG)

National Leader: Oklahoma	676.7
13. Clemson	544.3
21. Wake Forest	509.3

RUSHING DEFENSE (YPG)

National Leader: Wisconsin	20.5
8. Miami	69.3
12. NC State	74.0
14. Clemson	75.0
16. Virginia	78.7

PASSING YARDS ALLOWED (PER GAME)

National Leader: Wisconsin	87.0
11. Georgia Tech	140.0
18. Virginia Tech	155.0
19. Louisville	117.5

TOTAL DEFENSE (YPG)

National Leader: Wisconsin	107.5
15. Clemson	256.7
16. Virginia	261.7
23. NC State	273.3

SCORING DEFENSE (PPG)

National Leader: Wisconsin	0.0
7. Clemson	10.0

TIME OF POSSESSION

National Leader: Wisconsin	37:13
4. Virginia	36:53
7. Miami	35:44
22. NC State	33:22

TURNOVER MARGIN

National Leader: Notre Dame	3.00
2. Boston College	2.33
15. Miami	1.33
15. NC State	1.33
21. Wake Forest	1.00

PASSES INTERCEPTED

National Leader: Arizona	8
2. Boston College	6
3. Syracuse	5
8. Clemson	4
25. Florida State	3
25. Georgia Tech	3
25. North Carolina	3
25. Virginia	3
25. Wake Forest	3

FUMBLES RECOVERED

National Leader: Mississippi St., Washington St. & South Florida	7
19. Clemson	3
19. Duke	3
19. Florida State	3
19. Georgia Tech	3
19. Louisville	2
19. Miami	2

TEAM SACKS (PER GAME)

National Leader: Florida	5.33
2. Clemson	4.67
2. Virginia	4.67
9. Pitt	4.00
14. Wake Forest	3.67
20. Virginia Tech	3.33
17. Duke	3.00
17. Florida State	3.00
25. Louisville	3.00
25. Syracuse	3.00

TURNOVERS LOST

National Leader: NC State & Appalachian State	0
--	----------

BOSTON COLLEGE (2-1, 1-0 ACC)		First Downs				Rushing	Passing	Total Offense	Return		
Opponent	Score	Total	Rush	Pass	Pen	Number-Yards	Comp-Att-Int	Yards	Plays-Yards	Yards	Turnovers
VIRGINIA TECH	35-28	18/29	10/11	8/17	0/1	48-157/42-98	15-27-1/29-47-3	275/344	75-432/89-442	78/72	1/5
RICHMOND	45-13	24/20	17/12	6/7	1/1	50-346/44-215	9-16-0/19-26-2	172/149	66-518/70-364	28/29	0/2
KANSAS	24-48	26/23	12/13	11/9	3/1	47-228/45-329	21-41-0/20-27-1	219/238	88-447/72-567	220/96	0/1
Totals	104-89	68/72	39/36	25/33	4/3	145-731/131-642	45-84-1/68-100-6	666/731	229-1397/231-1373	326/197	1/8
CLEMSON (3-0, 2-0 ACC)		First Downs				Rushing	Passing	Total Offense	Return		
Opponent	Score	Total	Rush	Pass	Pen	Number-Yards	Comp-Att-Int	Yards	Plays-Yards	Yards	Turnovers
GEORGIA TECH	52-14	29/13	20/8	9/5	0/0	49-411/45-157	18-30-2/7-18-2	221/137	79-632/63-294	85/79	3/4
TEXAS A&M	24-10	26/18	11/6	11/11	4/1	33-121/27-53	24-35-1/24-42-1	268/236	68-389/69-289	26/0	1/2
Syracuse	41-6	24/11	7/3	13/5	4/3	29-221/42-15	23-42-2/15-29-1	391/172	71-612/71-187	28/75	2/1
Totals	117-30	79/42	38/17	33/21	8/4	111-753/114-225	65-107-5/46-89-4	880/545	218-1633/203-770	139/154	6/7
DUKE (2-1, 0-0 ACC)		First Downs				Rushing	Passing	Total Offense	Return		
Opponent	Score	Total	Rush	Pass	Pen	Number-Yards	Comp-Att-Int	Yards	Plays-Yards	Yards	Turnovers
Alabama	3-42	11/30	4/14	4/15	3/1	32-107/42-145	12-22-2/30-36-0	97/367	54-204/78-512	3/22	3/1
NORTH CAROLINA A&T	45-13	31/10	11/5	19/3	1/2	46-210/29-138	31-44-1/8-25-0	364/111	90-574/54-249	112/47	2/2
Middle Tennessee	41-18	26/19	14/6	12/11	0/2	45-226/32-138	24-27-0/19-27-0	237/201	72-463/59-339	90/30	0/0
Totals	89-73	68/59	29/25	35/29	4/5	123-543/103-421	67-93-3/57-88-0	698/679	216-1241/191-1100	205/99	5/3
FLORIDA STATE (1-2, 0-1 ACC)		First Downs				Rushing	Passing	Total Offense	Return		
Opponent	Score	Total	Rush	Pass	Pen	Number-Yards	Comp-Att-Int	Yards	Plays-Yards	Yards	Turnovers
BOISE STATE	31-36	19/38	7/15	12/22	0/1	28-99/57-214	23-34-0/30-51-1	327/407	62-426/108-621	63/33	2/3
ULM	45-44	30/26	19/7	9/15	2/4	50-219/41-178	30-40-2/23-38-0	282/241	90-501/79-419	167/102	3/1
Virginia	24-31	21/27	6/8	10/14	5/5	29-95/32-120	22-37-0/30-40-2	234/295	66-329/72-415	0/35	0/2
Totals	100-111	70/91	32/30	31/51	7/10	107-413/130-512	75-111-2/83-129-3	843/943	218-1256/259-1455	230/170	5/6
GEORGIA TECH (1-2, 0-1 ACC)		First Downs				Rushing	Passing	Total Offense	Return		
Opponent	Score	Total	Rush	Pass	Pen	Number-Yards	Comp-Att-Int	Yards	Plays-Yards	Yards	Turnovers
Clemson	14-52	13/29	8/20	5/9	0/0	45-157/49-411	7-18-2/18-30-2	137/221	63-294/79-632	79/85	4/3
USF	14-10	21/11	13/4	2/6	6/1	49-181/30-93	14-21-1/16-25-0	76/169	70-257/55-262	60/57	2/2
THE CITADEL	24-27	14/25	10/21	4/1	0/3	33-183/71-320	7-13-0/1-4-1	118/30	46-301/75-350	165/1	0/1
Totals	52-89	48/65	31/45	11/16	6/4	127-521/150-824	28-52-3/35-59-3	331/420	179-852/209-1244	304/143	6/6
LOUISVILLE (2-1, 0-0 ACC)		First Downs				Rushing	Passing	Total Offense	Return		
Opponent	Score	Total	Rush	Pass	Pen	Number-Yards	Comp-Att-Int	Yards	Plays-Yards	Yards	Turnovers
Notre Dame	17-35	21/18	14/9	6/9	1/0	47-249/42-230	12-28-0/14-23-0	134/193	75-383/65-423	59/16	3/1
Eastern Kentucky	42-0	23/10	12/6	9/4	2/0	38-322/43-102	13-21-1/9-15-0	220/42	59-542/58-144	37/156	1/0
Western Kentucky	38-21	21/14	13/3	6/8	2/3	51-210/23-43	10-16-0/25-47-0	205/245	67-415/70-288	79/109	1/2
Totals	97-56	65/42	39/18	21/21	5/3	136-781/108-375	35-65-1/48-85-0	559/480	201-1340/193-855	175/281	5/3
MIAMI (1-2, 0-1 ACC)		First Downs				Rushing	Passing	Total Offense	Return		
Opponent	Score	Total	Rush	Pass	Pen	Number-Yards	Comp-Att-Int	Yards	Plays-Yards	Yards	Turnovers
Florida	20-24	20/17	4/4	11/11	5/2	36-87/28-50	19-30-0/17-27-2	214/254	66-301/55-304	72/63	1/4
North Carolina	25-28	27/22	10/8	17/11	0/3	37-179/36-97	30-39-0/17-25-0	309/292	76-488/61-389	15/0	0/0
BETHUNE-COOKMAN	63-0	26/4	10/1	15/3	1/0	37-257/25-61	26-34-0/11-23-0	333/76	71-590/48-137	41/103	0/1
Totals	108-52	73/43	24/13	43/25	6/5	110-523/89-208	75-103-0/45-75-2	856/622	213-1379/164-830	128/166	1/5
NORTH CAROLINA (2-1, 1-0 ACC)		First Downs				Rushing	Passing	Total Offense	Return		
Opponent	Score	Total	Rush	Pass	Pen	Number-Yards	Comp-Att-Int	Yards	Plays-Yards	Yards	Turnovers
South Carolina	24-20	24/15	11/6	12/6	1/3	52-238/31-128	15-24-0/16-30-2	245/142	76-483/61-270	61/166	1/2
MIAMI	28-25	22/27	8/10	11/17	3/0	36-97/37-179	17-25-0/30-39-0	292/309	61-389/76-488	0/15	0/0
Wake Forest	18-24	14/21	7/12	7/8	0/1	37-144/48-222	18-30-0/14-26-1	189/214	67-333/74-436	37/26	1/1
Totals	70-69	60/63	26/28	30/31	4/4	125-479/116-529	50-79-0/60-95-3	726/665	204-1205/211-1194	98/207	2/3
NC STATE (2-1, 0-0 ACC)		First Downs				Rushing	Passing	Total Offense	Return		
Opponent	Score	Total	Rush	Pass	Pen	Number-Yards	Comp-Att-Int	Yards	Plays-Yards	Yards	Turnovers
EAST CAROLINA	34-6	23/18	9/3	12/12	2/3	31-191/29-41	26-39-0/26-45-1	314/228	70-505/74-269	26/84	0/2
WESTERN CAROLINA	41-0	32/6	20/2	10/3	2/1	53-309/19-8	22-33-0/15-27-0	231/98	86-540/46-106	24/26	0/1
West Virginia	27-44	24/25	12/7	9/14	3/4	37-144/28-173	24-49-0/27-40-1	225/272	86-369/68-445	47/74	0/1
Totals	102-50	79/49	41/12	31/29	7/8	121-644/76-222	72-121-0/68-112-2	770/598	242-1414/188-820	97/184	0/4
PITT (1-2, 0-1 ACC)		First Downs				Rushing	Passing	Total Offense	Return		
Opponent	Score	Total	Rush	Pass	Pen	Number-Yards	Comp-Att-Int	Yards	Plays-Yards	Yards	Turnovers
VIRGINIA	14-30	15/20	7/10	6/7	2/3	30-78/33-129	21-41-2/20-34-0	185/181	71-263/67-310	26/80	2/0
OHIO	20-10	22/12	7/4	14/6	1/2	37-160/29-35	26-37-0/15-27-0	321/177	74-481/56-212	45/15	0/0
Penn State	10-17	20/17	1/5	17/11	2/1	25-24/32-167	35-51-0/14-30-0	372/222	76-396/62-389	8/62	0/0
Totals	44-57	57/49	15/19	37/24	5/6	92-262/94-331	82-129-2/49-91-0	878/580	221-1140/185-911	79/157	2/0
SYRACUSE (1-2, 0-0 ACC)		First Downs				Rushing	Passing	Total Offense	Return		
Opponent	Score	Total	Rush	Pass	Pen	Number-Yards	Comp-Att-Int	Yards	Plays-Yards	Yards	Turnovers
Liberty	24-0	17/18	6/4	9/10	2/4	44-192/34-4	17-35-2/21-42-2	176/238	79-368/76-234	51/50	3/4
Maryland	20-63	18/29	5/13	12/16	1/0	29-70/45-354	28-41-1/21-38-1	330/296	70-400/83-650	133/33	2/1
CLEMSON	6-41	11/24	3/7	5/13	3/4	42-15/29-221	15-29-1/23-42-2	172/391	71-187/71-612	75/28	1/2
Totals	50-104	46/71	14/24	26/39	6/8	115-277/108-571	60-105-4/65-122-5	678/925	220-955/230-1496	259/111	6/7

2019 TEAM-BY-TEAM STATS



VIRGINIA (3-0, 2-0 ACC)		First Downs				Rushing Number-Yards	Passing Comp-Att-Int	Yards	Total Offense Plays-Yards	Return Yards	Turnovers
Opponent	Score	Total	Rush	Pass	Pen						
Pitt	30-14	20/15	10/7	7/6	3/2	33-129/30-78	20-34-0/21-41-2	181/185	67-310/71-263	80/26	0/2
WILLIAM & MARY	52-17	25/8	8/3	17/4	0/1	35-216/35-63	25-36-3/5-13-1	295/130	71-511/48-193	287/92	4/1
FLORIDA STATE	31-24	27/21	8/6	14/10	5/5	32-120/29-95	30-40-2/22-37-0	295/234	72-415/66-329	35/0	2/0
Totals	113-55	72/44	26/16	38/20	8/8	100-465/94-236	75-110-5/48-91-3	771/549	210-1236/185-785	402/118	6/3
VIRGINIA TECH (2-1, 0-1 ACC)		First Downs				Rushing Number-Yards	Passing Comp-Att-Int	Yards	Total Offense Plays-Yards	Return Yards	Turnovers
Opponent	Score	Total	Rush	Pass	Pen						
Boston College	28-35	29/18	11/10	17/8	1/0	42-98/48-157	29-47-3/15-27-1	344/275	89-442/75-432	72/78	5/1
OLD DOMINION	31-17	21/19	7/12	13/5	1/2	39-131/43-202	16-28-0/16-30-0	272/122	67-403/73-324	113/48	2/0
FURMAN	24-17	18/12	12/8	6/2	0/2	43-227/42-163	17-21-1/9-16-1	123/68	64-350/58-231	7/1	2/2
Totals	83-69	68/49	30/30	36/15	2/4	124-456/133-522	62-96-4/40-73-2	739/465	220-1195/206-987	192/127	9/3
WAKE FOREST (3-0, 0-0 ACC)		First Downs				Rushing Number-Yards	Passing Comp-Att-Int	Yards	Total Offense Plays-Yards	Return Yards	Turnovers
Opponent	Score	Total	Rush	Pass	Pen						
UTAH STATE	38-35	30/23	10/6	18/16	2/1	58-178/31-180	34-47-0/33-48-3	401/416	105-579/79-596	48/20	1/3
Rice	41-21	19/20	7/2	12/15	0/3	35-201/37-67	21-27-0/22-35-0	312/254	62-513/72-321	13/78	0/1
NORTH CAROLINA	24-18	21/14	12/7	8/7	1/0	48-222/37-144	14-26-1/18-30-0	214/189	74-436/67-333	26/37	1/1
Totals	103-74	70/57	29/15	38/38	3/4	141-601/105-391	69-100-1/73-113-3	927/859	241-1528/218-1250	87/135	2/5

**2019 Atlantic Coast Conference
Conference Standings Through games of Sep 15, 2019**

Atlantic

Team	Conference	Pct.	PF	PA	Overall	Pct.	PF	PA	Home	Away	Neut	Streak
Clemson	2-0	1.000	93	20	3-0	1.000	117	30	2-0	1-0	0-0	Won 3
Boston College	1-0	1.000	35	28	2-1	.667	104	89	2-1	0-0	0-0	Lost 1
Wake Forest	0-0	.000	0	0	3-0	1.000	103	74	2-0	1-0	0-0	Won 3
NC State	0-0	.000	0	0	2-1	.667	102	50	2-0	0-1	0-0	Lost 1
Louisville	0-0	.000	0	0	2-1	.667	62	56	1-1	0-0	1-0	Won 2
Florida State	0-1	.000	24	31	1-2	.333	100	111	1-1	0-1	0-0	Lost 1
Syracuse	0-1	.000	6	41	1-2	.333	50	104	0-1	1-1	0-0	Lost 2

Coastal

Team	Conference	Pct.	PF	PA	Overall	Pct.	PF	PA	Home	Away	Neut	Streak
Virginia	2-0	1.000	61	38	3-0	1.000	113	55	2-0	1-0	0-0	Won 3
North Carolina	1-0	1.000	28	25	2-1	.667	70	69	1-0	0-1	1-0	Lost 1
Duke	0-0	.000	0	0	2-1	.667	89	73	1-0	1-0	0-1	Won 2
Virginia Tech	0-1	.000	28	35	2-1	.667	83	69	2-0	0-1	0-0	Won 2
Miami	0-1	.000	25	28	1-2	.333	108	52	1-0	0-1	0-1	Won 1
Georgia Tech	0-1	.000	14	52	1-2	.333	52	89	1-1	0-1	0-0	Lost 1
Pitt	0-1	.000	14	30	1-2	.333	44	57	1-1	0-1	0-0	Lost 1

2019 Atlantic Coast Conference Team Statistics Sep 15, 2019

SCORING OFFENSE										RUSHING OFFENSE							
	G	TD	FG	XPT	2XP	DXP	Saf	Pts	Avg/G		G	Att.	Yards	Avg/A	Long	TD	Avg/G
1. Clemson	3	15	4	15	0	0	0	117	39.0	1. Louisville	3	136	781	5.7	66	5	260.3
2. Virginia	3	14	5	12	1	0	0	113	37.7	2. Clemson	3	111	753	6.8	90	9	251.0
3. Miami	3	14	4	12	0	0	0	108	36.0	3. Boston College	3	145	731	5.0	46	7	243.7
4. Boston College	3	14	2	14	0	0	0	104	34.7	4. NC State	3	121	644	5.3	34	8	214.7
5. Wake Forest	3	13	4	13	0	0	0	103	34.3	5. Wake Forest	3	141	601	4.3	96	6	200.3
6. NC State	3	12	6	12	0	0	0	102	34.0	6. Duke	3	123	543	4.4	65	3	181.0
7. Florida State	3	13	3	13	0	0	0	100	33.3	7. Miami	3	110	523	4.8	51	7	174.3
8. Louisville	3	13	2	13	0	0	0	97	32.3	8. Georgia Tech	3	127	521	4.1	39	5	173.7
9. Duke	3	11	4	11	0	0	0	89	29.7	9. North Carolina	3	125	479	3.8	50	1	159.7
10. Virginia Tech	3	11	2	11	0	0	0	83	27.7	10. Virginia	3	100	465	4.7	37	7	155.0
11. North Carolina	3	7	6	4	3	0	0	70	23.3	11. Virginia Tech	3	124	456	3.7	54	4	152.0
12. Georgia Tech	3	7	1	5	1	0	0	52	17.3	12. Florida State	3	107	413	3.9	38	4	137.7
13. Syracuse	3	6	3	5	0	0	0	50	16.7	13. Syracuse	3	115	277	2.4	42	3	92.3
14. Pitt	3	5	3	5	0	0	0	44	14.7	14. Pitt	3	92	262	2.8	22	3	87.3
SCORING DEFENSE										RUSHING DEFENSE							
	G	TD	FG	XPT	2XP	DXP	Saf	Pts	Avg/G		G	Att.	Yards	Avg/A	Long	TD	Avg/G
1. Clemson	3	3	3	3	0	0	0	30	10.0	1. Miami	3	89	208	2.3	22	2	69.3
2. NC State	3	6	3	5	0	0	0	50	16.7	2. NC State	3	76	222	2.9	25	3	74.0
3. Miami	3	6	3	5	1	0	0	52	17.3	3. Clemson	3	114	225	2.0	39	1	75.0
4. Virginia	3	7	2	7	0	0	0	55	18.3	4. Virginia	3	94	236	2.5	41	2	78.7
5. Louisville	3	8	0	8	0	0	0	56	18.7	5. Pitt	3	94	331	3.5	85	4	110.3
6. Pitt	3	6	5	6	0	0	0	57	19.0	6. Louisville	3	108	375	3.5	37	4	125.0
7. North Carolina	3	8	5	6	0	0	0	69	23.0	7. Wake Forest	3	105	391	3.7	59	4	130.3
Virginia Tech	3	9	2	9	0	0	0	69	23.0	8. Duke	3	103	421	4.1	66	3	140.3
9. Duke	3	9	3	8	1	0	0	73	24.3	9. Florida State	3	130	512	3.9	24	8	170.7
10. Wake Forest	3	10	1	9	1	0	0	74	24.7	10. Virginia Tech	3	133	522	3.9	48	7	174.0
11. Georgia Tech	3	11	4	11	0	0	0	89	29.7	11. North Carolina	3	116	529	4.6	37	4	176.3
Boston College	3	11	4	11	0	0	0	89	29.7	12. Syracuse	3	108	571	5.3	64	8	190.3
13. Syracuse	3	14	2	14	0	0	0	104	34.7	13. Boston College	3	131	642	4.9	82	3	214.0
14. Florida State	3	13	7	10	1	0	0	111	37.0	14. Georgia Tech	3	150	824	5.5	90	7	274.7
TOTAL OFFENSE										PASS OFFENSE							
	G	Rush	Pass	Plays	Yards	Avg/P	TD	Avg/G		G	Comp-Att-Int	Pct.	Yds	Avg/A	TD	Avg/G	
1. Clemson	3	753	880	218	1633	7.5	15	544.3	1. Wake Forest	3	69-100-1	69.0	927	9.3	7	309.0	
2. Wake Forest	3	601	927	241	1528	6.3	13	509.3	2. Clemson	3	65-107-5	60.7	880	8.2	6	293.3	
3. NC State	3	644	770	242	1414	5.8	12	471.3	3. Pitt	3	82-129-2	63.6	878	6.8	2	292.7	
4. Boston College	3	731	666	229	1397	6.1	14	465.7	4. Miami	3	75-103-0	72.8	856	8.3	7	285.3	
5. Miami	3	523	856	213	1379	6.5	14	459.7	5. Florida State	3	75-111-2	67.6	843	7.6	9	281.0	
6. Louisville	3	781	559	201	1340	6.7	12	446.7	6. Virginia	3	75-110-5	68.2	771	7.0	5	257.0	
7. Florida State	3	413	843	218	1256	5.8	13	418.7	7. NC State	3	72-121-0	59.5	770	6.4	4	256.7	
8. Duke	3	543	698	216	1241	5.7	11	413.7	8. Virginia Tech	3	62-96-4	64.6	739	7.7	7	246.3	
9. Virginia	3	465	771	210	1236	5.9	12	412.0	9. North Carolina	3	50-79-0	63.3	726	9.2	6	242.0	
10. North Carolina	3	479	726	204	1205	5.9	7	401.7	10. Duke	3	67-93-3	72.0	698	7.5	8	232.7	
11. Virginia Tech	3	456	739	220	1195	5.4	11	398.3	11. Syracuse	3	60-105-4	57.1	678	6.5	3	226.0	
12. Pitt	3	262	878	221	1140	5.2	5	380.0	12. Boston College	3	45-84-1	53.6	666	7.9	7	222.0	
13. Syracuse	3	277	678	220	955	4.3	6	318.3	13. Louisville	3	35-65-1	53.8	559	8.6	7	186.3	
14. Georgia Tech	3	521	331	179	852	4.8	7	284.0	14. Georgia Tech	3	28-52-3	53.8	331	6.4	2	110.3	
TOTAL DEFENSE										PASS DEFENSE							
	G	Rush	Pass	Plays	Yards	Avg/P	TD	Avg/G		G	Comp-Att-Int	Pct.	Yds	Avg/A	TD	Avg/G	
1. Clemson	3	225	545	203	770	3.8	3	256.7	1. Georgia Tech	3	35-59-3	59.3	420	7.1	4	140.0	
2. Virginia	3	236	549	185	785	4.2	6	261.7	2. Virginia Tech	3	40-73-2	54.8	465	6.4	2	155.0	
3. NC State	3	222	598	188	820	4.4	6	273.3	3. Louisville	3	48-85-0	56.5	480	5.6	4	160.0	
4. Miami	3	208	622	164	830	5.1	6	276.7	4. Clemson	3	46-89-4	51.7	545	6.1	2	181.7	
5. Louisville	3	375	480	193	855	4.4	8	285.0	5. Virginia	3	48-91-3	52.7	549	6.0	4	183.0	
6. Pitt	3	331	580	185	911	4.9	6	303.7	6. Pitt	3	49-91-0	53.8	580	6.4	2	193.3	
7. Virginia Tech	3	522	465	206	987	4.8	9	329.0	7. NC State	3	68-112-2	60.7	598	5.3	3	199.3	
8. Duke	3	421	679	191	1100	5.8	9	366.7	8. Miami	3	45-75-2	60.0	622	8.3	4	207.3	
9. North Carolina	3	529	665	211	1194	5.7	8	398.0	9. North Carolina	3	60-95-3	63.2	665	7.0	4	221.7	
10. Georgia Tech	3	824	420	209	1244	6.0	11	414.7	10. Duke	3	57-88-0	64.8	679	7.7	6	226.3	
11. Wake Forest	3	391	859	218	1250	5.7	10	416.7	11. Boston College	3	68-100-6	68.0	731	7.3	8	243.7	
12. Boston College	3	642	731	231	1373	5.9	11	457.7	12. Wake Forest	3	73-113-3	64.6	859	7.6	6	286.3	
13. Florida State	3	512	943	259	1455	5.6	12	485.0	13. Syracuse	3	65-122-5	53.3	925	7.6	6	308.3	
14. Syracuse	3	571	925	230	1496	6.5	14	498.7	14. Florida State	3	83-129-3	64.3	943	7.3	4	314.3	

2019 Atlantic Coast Conference
Team Statistics Sep 15, 2019

PASS EFFICIENCY	G	Comp-Att-Int	Pct.	Yds	Avg/G	TD	Effic.
1. Wake Forest	3	69-100-1	69.0	927	309.0	7	168.0
2. North Carolina	3	50-79-0	63.3	726	242.0	6	165.5
3. Miami	3	75-103-0	72.8	856	285.3	7	165.1
4. Louisville	3	35-65-1	53.8	559	186.3	7	158.5
5. Duke	3	67-93-3	72.0	698	232.7	8	157.0
6. Florida State	3	75-111-2	67.6	843	281.0	9	154.5
7. Boston College	3	45-84-1	53.6	666	222.0	7	145.3
8. Virginia Tech	3	62-96-4	64.6	739	246.3	7	145.0
9. Clemson	3	65-107-5	60.7	880	293.3	6	139.0
10. Virginia	3	75-110-5	68.2	771	257.0	5	133.0
11. NC State	3	72-121-0	59.5	770	256.7	4	123.9
12. Pitt	3	82-129-2	63.6	878	292.7	2	122.8
13. Syracuse	3	60-105-4	57.1	678	226.0	3	113.2
14. Georgia Tech	3	28-52-3	53.8	331	110.3	2	108.5

INTERCEPTIONS	G	No.	Yards	TD	Long	Avg.
1. Boston College	3	6	17	0	17	2.8
2. Syracuse	3	5	71	0	41	14.2
3. Clemson	3	4	19	0	13	4.8
4. North Carolina	3	3	33	0	42	11.0
5. Virginia	3	3	96	1	85	32.0
6. Wake Forest	3	3	1	0	1	0.3
7. Georgia Tech	3	3	47	0	41	15.7
8. Florida State	3	3	4	0	4	1.3
9. NC State	3	2	11	0	11	5.5
10. Virginia Tech	3	2	-4	0	0	-2.0
11. Miami	3	2	41	0	22	20.5
12. Duke	3	0	0	0	0	0.0
Pitt	3	0	0	0	0	0.0
Louisville	3	0	0	0	0	0.0

PASS DEFENSE EFFIC.	G	Comp-Att-Int	Pct.	Yds	Avg/G	TD	Effic.
1. Clemson	3	46-89-4	51.7	545	181.7	2	101.6
2. NC State	3	68-112-2	60.7	598	199.3	3	110.8
3. Virginia	3	48-91-3	52.7	549	183.0	4	111.3
4. Virginia Tech	3	40-73-2	54.8	465	155.0	2	111.9
5. Pitt	3	49-91-0	53.8	580	193.3	2	114.6
6. Louisville	3	48-85-0	56.5	480	160.0	4	119.4
7. Syracuse	3	65-122-5	53.3	925	308.3	6	125.0
8. North Carolina	3	60-95-3	63.2	665	221.7	4	129.5
9. Georgia Tech	3	35-59-3	59.3	420	140.0	4	131.3
10. Florida State	3	83-129-3	64.3	943	314.3	4	131.3
11. Wake Forest	3	73-113-3	64.6	859	286.3	6	140.7
12. Miami	3	45-75-2	60.0	622	207.3	4	141.9
13. Boston College	3	68-100-6	68.0	731	243.7	8	143.8
14. Duke	3	57-88-0	64.8	679	226.3	6	152.1

PUNTING	G	No.	Yards	Avg/P	Ret.	Avg/R	TB	Net/P
1. Syracuse	3	20	961	48.0	5	0.2	1	46.8
2. Virginia Tech	3	13	651	50.1	23	1.8	2	45.2
3. Florida State	3	18	776	43.1	2	0.1	1	41.9
4. Virginia	3	8	352	44.0	0	0.0	1	41.5
5. Miami	3	9	392	43.6	19	2.1	0	41.4
6. Louisville	3	11	453	41.2	-2	-0.2	0	41.4
7. Georgia Tech	3	18	754	41.9	17	0.9	2	38.7
8. Pitt	3	16	649	40.6	41	2.6	0	38.0
9. Clemson	3	13	532	40.9	0	0.0	2	37.8
10. Duke	3	11	439	39.9	3	0.3	1	37.8
11. Boston College	3	13	498	38.3	13	1.0	0	37.3
12. North Carolina	3	19	778	40.9	69	3.6	1	36.3
13. Wake Forest	3	17	774	45.5	43	2.5	6	35.9
14. NC State	3	12	505	42.1	34	2.8	3	34.2

KICKOFF RETURNS	G	No.	Yards	TD	Long	Avg.
1. Virginia	3	7	234	1	100	33.4
2. Miami	3	3	84	0	37	28.0
3. Virginia Tech	3	7	185	0	71	26.4
4. Georgia Tech	3	9	231	0	52	25.7
5. Florida State	3	6	152	0	49	25.3
6. Pitt	3	2	46	0	26	23.0
Wake Forest	3	3	69	0	23	23.0
8. Boston College	3	14	286	0	41	20.4
9. Duke	3	8	163	0	31	20.4
10. Clemson	3	5	101	0	32	20.2
11. Syracuse	3	7	132	0	27	18.9
12. NC State	3	2	36	0	18	18.0
13. Louisville	3	5	86	0	27	17.2
14. North Carolina	3	3	41	0	22	13.7

KICKOFF COVERAGE	G	No.	Yards	Avg.	Ret.	TB	NetAvg
1. NC State	3	21	1290	61.4	150	9	43.6
2. Clemson	3	22	1429	65.0	54	18	42.0
3. Syracuse	3	12	769	64.1	93	7	41.8
4. Pitt	3	11	713	64.8	105	6	41.6
5. Miami	3	21	1342	63.9	147	13	41.4
6. Virginia Tech	3	15	919	61.3	103	8	41.1
7. Florida State	3	17	1074	63.2	85	12	40.5
8. Duke	3	17	852	50.1	90	3	40.4
9. Wake Forest	3	20	1066	53.3	90	7	40.0
10. Virginia	3	22	1335	60.7	61	16	39.7
11. Boston College	3	19	1110	58.4	184	7	39.5
12. Louisville	3	18	1064	59.1	281	3	39.3
13. Georgia Tech	3	10	510	51.0	101	1	38.4
14. North Carolina	3	16	996	62.2	138	10	38.0

PUNT RETURN AVG	G	No.	Yards	TD	Long	Avg.
1. Florida State	3	3	54	0	26	18.0
2. Syracuse	3	4	56	0	31	14.0
3. Louisville	3	6	59	0	33	9.8
4. Duke	3	5	42	0	26	8.4
5. NC State	3	6	50	0	16	8.3
6. North Carolina	3	3	24	0	15	8.0
Virginia	3	9	72	0	22	8.0
8. Boston College	3	4	23	0	12	5.8
9. Clemson	3	5	19	0	9	3.8
10. Wake Forest	3	5	17	0	13	3.4
11. Pitt	3	10	33	0	18	3.3
12. Georgia Tech	3	8	23	0	23	2.9
13. Virginia Tech	3	4	11	0	7	2.8
14. Miami	3	4	3	0	4	0.8

FIELD GOALS	G	Made	Att	Pct.
1. Wake Forest	3	4	4	1.000
Duke	3	4	4	1.000
Syracuse	3	3	3	1.000
Florida State	3	3	3	1.000
5. NC State	3	6	7	.857
6. North Carolina	3	6	8	.750
7. Virginia	3	5	7	.714
8. Clemson	3	4	6	.667
Louisville	3	2	3	.667
10. Miami	3	4	8	.500
Pitt	3	3	6	.500
Virginia Tech	3	2	4	.500
Boston College	3	2	4	.500
14. Georgia Tech	3	1	3	.333

2019 Atlantic Coast Conference
Team Statistics Sep 15, 2019

PAT KICKING	G	Made	Att	Pct.
1. Clemson	3	15	15	1.000
Boston College	3	14	14	1.000
Florida State	3	13	13	1.000
Louisville	3	13	13	1.000
Wake Forest	3	13	13	1.000
NC State	3	12	12	1.000
Duke	3	11	11	1.000
Virginia Tech	3	11	11	1.000
Pitt	3	5	5	1.000
North Carolina	3	4	4	1.000
11. Virginia	3	12	13	.923
Miami	3	12	13	.923
13. Syracuse	3	5	6	.833
Georgia Tech	3	5	6	.833

SACKS BY	G	No.	Yards	Avg/G
1. Clemson	3	14	96	4.67
Virginia	3	14	83	4.67
3. Pitt	3	12	87	4.00
4. Wake Forest	3	11	55	3.67
5. Virginia Tech	3	10	56	3.33
6. Syracuse	3	9	59	3.00
Duke	3	9	47	3.00
Louisville	3	9	63	3.00
Florida State	3	9	51	3.00
10. North Carolina	3	8	45	2.67
NC State	3	8	54	2.67
12. Miami	3	7	43	2.33
13. Georgia Tech	3	5	26	1.67
14. Boston College	3	3	15	1.00

SACKS AGAINST	G	No.	Yards	Avg/G
1. Duke	3	1	8	0.33
2. Clemson	3	2	22	0.67
3. Boston College	3	3	13	1.00
4. Wake Forest	3	4	25	1.33
NC State	3	4	28	1.33
6. Virginia	3	5	28	1.67
7. Virginia Tech	3	7	46	2.33
Louisville	3	7	40	2.33
9. Pitt	3	8	46	2.67
10. Georgia Tech	3	9	61	3.00
Florida State	3	9	54	3.00
12. North Carolina	3	13	74	4.33
13. Syracuse	3	14	90	4.67
Miami	3	14	80	4.67

FIRST DOWNS	G	Rush	Pass	Pen	Total	Avg/G
1. Clemson	3	38	33	8	79	26.3
NC State	3	41	31	7	79	26.3
3. Miami	3	24	43	6	73	24.3
4. Virginia	3	26	38	8	72	24.0
5. Wake Forest	3	29	38	3	70	23.3
Florida State	3	32	31	7	70	23.3
7. Virginia Tech	3	30	36	2	68	22.7
Boston College	3	39	25	4	68	22.7
Duke	3	29	35	4	68	22.7
10. Louisville	3	39	21	5	65	21.7
11. North Carolina	3	26	30	4	60	20.0
12. Pitt	3	15	37	5	57	19.0
13. Georgia Tech	3	31	11	6	48	16.0
14. Syracuse	3	14	26	5	45	15.0

OPPONENT 1ST DOWNS	G	Rush	Pass	Pen	Total	Avg/G
1. Clemson	3	17	21	3	41	13.7
2. Louisville	3	18	21	3	42	14.0
3. Miami	3	13	25	5	43	14.3
4. Virginia	3	16	20	8	44	14.7
5. Pitt	3	19	24	6	49	16.3
NC State	3	12	29	8	49	16.3
Virginia Tech	3	30	15	4	49	16.3
8. Wake Forest	3	15	38	4	57	19.0
9. Duke	3	25	29	5	59	19.7
10. North Carolina	3	28	31	4	63	21.0
11. Georgia Tech	3	45	16	4	65	21.7
12. Syracuse	3	24	39	8	71	23.7
13. Boston College	3	36	33	3	72	24.0
14. Florida State	3	30	51	10	91	30.3

3RD-DOWN CONVERSIONS	G	Conv.	Att.	Pct.
1. Virginia Tech	3	24	46	52.2
2. Virginia	3	21	41	51.2
3. Boston College	3	25	49	51.0
4. Wake Forest	3	25	53	47.2
5. Duke	3	17	42	40.5
6. Louisville	3	14	35	40.0
Clemson	3	14	35	40.0
8. Florida State	3	18	47	38.3
9. Pitt	3	17	46	37.0
10. NC State	3	15	43	34.9
11. Syracuse	3	18	53	34.0
12. Georgia Tech	3	13	39	33.3
13. Miami	3	9	33	27.3
14. North Carolina	3	9	42	21.4

OPP 3RD-DN CONVERT	G	Conv.	Att.	Pct.
1. Miami	3	7	35	20.0
2. Wake Forest	3	12	48	25.0
3. NC State	3	10	39	25.6
4. North Carolina	3	11	38	28.9
5. Clemson	3	15	51	29.4
6. Louisville	3	15	44	34.1
7. Duke	3	13	38	34.2
8. Virginia	3	15	43	34.9
Pitt	3	15	43	34.9
10. Virginia Tech	3	18	48	37.5
11. Georgia Tech	3	18	43	41.9
12. Syracuse	3	19	45	42.2
13. Boston College	3	20	46	43.5
14. Florida State	3	21	46	45.7

4TH-DOWN CONVERSIONS	G	Conv.	Att.	Pct.
1. Virginia	3	1	1	100.0
Virginia Tech	3	3	3	100.0
3. North Carolina	3	5	6	83.3
4. Duke	3	5	8	62.5
5. Pitt	3	3	5	60.0
6. Louisville	3	3	6	50.0
Clemson	3	1	2	50.0
Florida State	3	1	2	50.0
9. NC State	3	3	8	37.5
10. Wake Forest	3	2	6	33.3
11. Miami	3	1	5	20.0
Syracuse	3	2	10	20.0
13. Boston College	3	1	6	16.7
14. Georgia Tech	3	0	3	0.0

2019 Atlantic Coast Conference
Team Statistics Sep 15, 2019

OPP 4TH-DN CONVERT	G	Conv.	Att.	Pct.
1. Virginia	3	0	2	0.0
NC State	3	0	0	0.0
North Carolina	3	0	2	0.0
Syracuse	3	0	1	0.0
5. Louisville	3	1	7	14.3
6. Clemson	3	2	7	28.6
7. Virginia Tech	3	4	7	57.1
8. Florida State	3	2	3	66.7
9. Wake Forest	3	5	7	71.4
Duke	3	5	7	71.4
11. Boston College	3	3	4	75.0
12. Georgia Tech	3	4	5	80.0
13. Miami	3	5	5	100.0
Pitt	3	1	1	100.0

PENALTIES	G	No.	Yards	Avg/G
1. Wake Forest	3	8	68	22.7
2. Boston College	3	16	97	32.3
3. Georgia Tech	3	12	110	36.7
4. Virginia Tech	3	16	125	41.7
5. North Carolina	3	18	138	46.0
6. Clemson	3	17	143	47.7
7. Pitt	3	17	144	48.0
8. Louisville	3	19	149	49.7
9. Virginia	3	15	163	54.3
10. Duke	3	20	169	56.3
11. NC State	3	18	172	57.3
12. Syracuse	3	25	208	69.3
13. Miami	3	26	220	73.3
14. Florida State	3	26	235	78.3

OPPONENT PENALTIES	G	No.	Yards	Avg/G
1. NC State	3	25	213	71.0
2. Florida State	3	24	206	68.7
3. Georgia Tech	3	20	193	64.3
4. Clemson	3	20	180	60.0
5. Miami	3	19	170	56.7
6. Syracuse	3	17	155	51.7
7. Virginia	3	19	154	51.3
8. North Carolina	3	18	147	49.0
9. Wake Forest	3	17	139	46.3
10. Duke	3	13	133	44.3
11. Boston College	3	19	130	43.3
12. Louisville	3	16	113	37.7
Virginia Tech	3	15	113	37.7
14. Pitt	3	11	109	36.3

TIME OF POSSESSION	G	Total possession	Avg/G
1. Virginia	3	110:41	36:53
2. Miami	3	107:12	35:44
3. NC State	3	100:06	33:22
4. Duke	3	92:00	30:40
5. Pitt	3	91:36	30:32
6. Wake Forest	3	90:38	30:12
7. Virginia Tech	3	90:26	30:08
8. Syracuse	3	90:16	30:05
9. Louisville	3	89:44	29:54
10. Clemson	3	88:52	29:37
11. North Carolina	3	87:40	29:13
12. Georgia Tech	3	77:57	25:59
13. Boston College	3	76:36	25:32
14. Florida State	3	69:32	23:10

TURNOVER MARGIN	Gained			Lost			Margin	Per/G
	Fum	Int	Tot	Fum	Int	Tot		
1. Boston College	3	2	6	8	0	1	1	+7 2.33
2. NC State	3	2	2	4	0	0	0	+4 1.33
Miami	3	3	2	5	1	0	1	+4 1.33
4. Wake Forest	3	2	3	5	1	1	2	+3 1.00
5. Syracuse	3	2	5	7	2	4	6	+1 0.33
Clemson	3	3	4	7	1	5	6	+1 0.33
North Carolina	3	0	3	3	2	0	2	+1 0.33
Florida State	3	3	3	6	3	2	5	+1 0.33
9. Georgia Tech	3	3	3	6	3	3	6	+0 0.00
10. Duke	3	3	0	3	2	3	5	-2 -0.67
Pitt	3	0	0	0	0	2	2	-2 -0.67
Louisville	3	3	0	3	4	1	5	-2 -0.67
13. Virginia	3	0	3	3	1	5	6	-3 -1.00
14. Virginia Tech	3	1	2	3	5	4	9	-6 -2.00

RED ZONE OFFENSE	G	Scores	Pct.	TDs	(R-P)	FGs	TurnO
1. NC State	3	15-15	100.0	10	7-3	5-5	0
North Carolina	3	11-11	100.0	5	1-4	6-6	0
3. Florida State	3	11-12	91.7	9	3-6	2-2	0
Virginia Tech	3	11-12	91.7	9	3-6	2-2	1
5. Pitt	3	6-7	85.7	4	3-1	2-3	0
6. Clemson	3	10-12	83.3	8	6-2	2-3	0
Georgia Tech	3	5-6	83.3	4	4-0	1-1	1
8. Virginia	3	14-17	82.4	11	7-4	3-4	1
9. Wake Forest	3	12-15	80.0	8	5-3	4-4	0
Duke	3	8-10	80.0	6	3-3	2-2	1
Louisville	3	8-10	80.0	8	4-4	0-0	0
12. Miami	3	12-17	70.6	10	5-5	2-5	0
13. Boston College	3	10-15	66.7	9	5-4	1-3	0
14. Syracuse	3	6-10	60.0	4	2-2	2-2	2

RED ZONE DEFENSE	G	Scores	Pct.	TDs	(R-P)	FGs	TurnO
1. Clemson	3	5-9	55.6	2	1-1	3-3	3
2. Georgia Tech	3	7-11	63.6	5	4-1	2-3	2
3. Wake Forest	3	9-12	75.0	8	4-4	1-1	1
North Carolina	3	9-12	75.0	5	3-2	4-5	0
Virginia Tech	3	9-12	75.0	7	6-1	2-3	0
6. Miami	3	7-9	77.8	4	2-2	3-3	1
Virginia	3	7-9	77.8	6	2-4	1-2	0
8. Syracuse	3	12-15	80.0	11	6-5	1-3	1
9. Duke	3	5-6	83.3	4	1-3	1-1	0
10. Louisville	3	6-7	85.7	6	4-2	0-0	0
11. NC State	3	7-8	87.5	5	2-3	2-2	1
12. Florida State	3	17-19	89.5	11	8-3	6-6	1
13. Boston College	3	12-13	92.3	9	3-6	3-3	1
14. Pitt	3	9-9	100.0	6	4-2	3-3	0

ON-SIDE KICKS BY	G	Recovered	Attempts	Success%
1. Duke	3	1	1	100.0
2. Virginia Tech	3	0	1	0.0
Wake Forest	3	0	0	0.0
North Carolina	3	0	0	0.0
Miami	3	0	0	0.0
Virginia	3	0	0	0.0
Syracuse	3	0	0	0.0
Louisville	3	0	0	0.0
NC State	3	0	0	0.0
Florida State	3	0	0	0.0
Boston College	3	0	0	0.0
Pitt	3	0	0	0.0
Georgia Tech	3	0	0	0.0
Clemson	3	0	0	0.0

2019 Atlantic Coast Conference
Team Statistics Sep 15, 2019

ON-SIDE KICKS AGAINST	G	Recovered	Attempts	Success%
1. Boston College	3	0	1	0.0
Virginia Tech	3	0	1	0.0
North Carolina	3	0	0	0.0
Miami	3	0	0	0.0
Virginia	3	0	0	0.0
Syracuse	3	0	0	0.0
Clemson	3	0	0	0.0
NC State	3	0	0	0.0
Florida State	3	0	0	0.0
Pitt	3	0	0	0.0
Georgia Tech	3	0	0	0.0
Wake Forest	3	0	0	0.0
Duke	3	0	0	0.0
14. Louisville	3	1	1	100.0

ATTENDANCE	Home	Away	Neutral	Total
Boston College	3-32724	0-0	0-0	3-32724
Clemson	2-80309	1-50248	0-0	3-70289
Duke	1-38313	1-19852	1-71916	3-43360
Florida State	2-51943	1-57826	0-0	3-53904
Georgia Tech	2-44735	1-79118	0-0	3-56196
Louisville	2-53498	0-0	1-22665	3-43220
Miami	1-52036	1-50500	1-66543	3-56360
NC State	2-56657	1-57052	0-0	3-56789
North Carolina	1-50500	1-31345	1-52183	3-44676
Pitt	2-44656	1-108661	0-0	3-65991
Syracuse	1-50248	2-27582	0-0	3-35137
Virginia	2-51538	1-47144	0-0	3-50073
Virginia Tech	2-54798	1-35213	0-0	3-48270
Wake Forest	2-30186	1-17567	0-0	3-25980
Totals	25-49036	13-46899	4-53327	42-48783

2019 Atlantic Coast Conference Individual Statistics Sep 15, 2019

RUSHING	Cl	G	Att.	Yds	Avg.	TD	Lg	Avg/G
1. Cam Akers-FS	Jr	3	69	387	5.6	3	38	129.0
2. Javian Hawkins-UL	Fr	3	49	338	6.9	1	66	112.7
3. Travis Etienne-CU	Jr	3	42	334	8.0	3	90	111.3
4. AJ Dillon-BC	Jr	3	67	318	4.7	4	31	106.0
5. DeeJay Dallas-UM	Jr	3	37	309	8.4	4	51	103.0
6. Jordan Mason-GT	So	3	44	249	5.7	4	32	83.0
7. Zonovan Knight-ST	Fr	3	39	233	6.0	3	26	77.7
8. Kenneth Walker-WF	Fr	3	22	219	10.0	1	96	73.0
9. Javonte Williams-NC	So	3	37	205	5.5	1	26	68.3
10. Michael Carter-NC	Jr	3	40	203	5.1	0	50	67.7

PASSING AVG/GAME	Cl	G	Comp-Att-Int	Yds	TD	Avg/G
1. Jamie Newman-WF	Jr	3	69-100-1	927	7	309.0
2. Kenny Pickett-UP	Jr	3	82-129-2	878	2	292.7
3. James Blackman-FS	So	3	75-110-2	843	9	281.0
4. Trevor Lawrence-CU	So	3	59-97-5	831	5	277.0
5. Jarren Williams-UM	Fr	3	68-93-0	777	6	259.0
6. Ryan Willis-VT	Sr	3	62-96-4	739	7	246.3
7. Matthew McKay-ST	So	3	66-113-0	715	3	238.3
8. Sam Howell-NC	Fr	3	48-76-0	701	6	233.7
9. Quentin Harris-DU	Sr	3	66-91-2	679	8	226.3
10. Tommy DeVito-SU	So	3	60-101-4	678	3	226.0

PASS EFFICIENCY	Cl	G	Comp-Att-Int	Yds	TD	Eff.
1. Jamie Newman-WF	Jr	3	69-100-1	927	7	168.0
2. Sam Howell-NC	Fr	3	48-76-0	701	6	166.7
3. Jarren Williams-UM	Fr	3	68-93-0	777	6	164.6
4. Quentin Harris-DU	Sr	3	66-91-2	679	8	159.8
5. James Blackman-FS	So	3	75-110-2	843	9	155.9
6. Anthony Brown-BC	Jr	3	41-76-0	633	6	150.0
7. Ryan Willis-VT	Sr	3	62-96-4	739	7	145.0
8. Trevor Lawrence-CU	So	3	59-97-5	831	5	139.5
9. Bryce Perkins-VA	Sr	3	66-100-4	668	5	130.6
10. Kenny Pickett-UP	Jr	3	82-129-2	878	2	122.8

RECEPTIONS/GAME	Cl	G	No.	Yds	TD	Lg	Yds/G	Rec/G
1. Maurice Ffrench-UP	Sr	3	24	235	1	74	78.3	8.0
2. Sage Surratt-WF	So	3	22	372	3	70	124.0	7.3
3. Taysir Mack-UP	Jr	3	21	215	0	29	71.7	7.0
Emeka Emezie-ST	Jr	3	21	205	0	17	68.3	7.0
5. Joe Reed-VA	Sr	3	19	175	2	40	58.3	6.3
6. Noah Gray-DU	Jr	3	16	122	0	20	40.7	5.3
7. Tee Higgins-CU	Jr	3	15	318	1	62	106.0	5.0
K.J. Osborn-UM	Sr	3	15	175	2	29	58.3	5.0
Justyn Ross-CU	So	3	15	171	1	48	57.0	5.0
Jalon Calhoun-DU	Fr	3	15	153	3	38	51.0	5.0

RECEIVE YDS/GAME	Cl	G	No.	Yds	TD	Lg	Avg/C	Yds/G
1. Sage Surratt-WF	So	3	22	372	3	70	16.9	124.0
2. Tee Higgins-CU	Jr	3	15	318	1	62	21.2	106.0
3. Tutu Atwell-UL	So	3	11	241	4	62	21.9	80.3
4. Maurice Ffrench-UP	Sr	3	24	235	1	74	9.8	78.3
Scotty Washington-WF	Sr	3	13	235	3	59	18.1	78.3
6. Tamorrion Terry-FS	So	3	14	234	1	75	16.7	78.0
7. Dyami Brown-NC	So	3	11	233	3	62	21.2	77.7
8. Taysir Mack-UP	Jr	3	21	215	0	29	10.2	71.7
9. Emeka Emezie-ST	Jr	3	21	205	0	17	9.8	68.3
10. Trishton Jackson-SU	Jr	3	12	194	2	52	16.2	64.7

TOTAL OFFENSE	Cl	G	Rush	Pass	Plays	Total	Yds/G
1. Jamie Newman-WF	Jr	3	143	927	146	1070	356.7
2. Kenny Pickett-UP	Jr	3	22	878	152	900	300.0
3. Trevor Lawrence-CU	So	3	55	831	108	886	295.3
4. Quentin Harris-DU	Sr	3	203	679	125	882	294.0
5. Bryce Perkins-VA	Sr	3	158	668	137	826	275.3
6. James Blackman-FS	So	3	-31	843	129	812	270.7
7. Ryan Willis-VT	Sr	3	42	739	127	781	260.3
8. Matthew McKay-ST	So	3	44	715	129	759	253.0
9. Jarren Williams-UM	Fr	3	-40	777	118	737	245.7
10. Sam Howell-NC	Fr	3	-5	701	108	696	232.0

SCORING	Cl	G	TD	FG	XPT	2XP	Pts	Pts/G
1. Christopher Dunn-ST	So	3	0	6	12	0	30	10.0
Cam Akers-FS	Jr	3	5	0	0	0	30	10.0
AJ Dillon-BC	Jr	3	5	0	0	0	30	10.0
4. Brian Delaney-VA	Jr	3	0	5	12	0	27	9.0
B.T. Potter-CU	So	3	0	4	15	0	27	9.0
6. Nick Sciba-WF	So	3	0	4	13	0	25	8.3
7. Jordan Mason-GT	So	3	4	0	0	0	24	8.0
Tutu Atwell-UL	So	3	4	0	0	0	24	8.0
DeeJay Dallas-UM	Jr	3	4	0	0	0	24	8.0
10. AJ Reed-DU	Jr	3	0	4	11	0	23	7.7

SCORING (TDs)	Cl	G	TD	Run	Pass	Ret	Pat	Pts	Avg/G
1. AJ Dillon-BC	Jr	3	5	4	1	0	0	30	10.0
Cam Akers-FS	Jr	3	5	3	2	0	0	30	10.0
3. DeeJay Dallas-UM	Jr	3	4	4	0	0	0	24	8.0
Tutu Atwell-UL	So	3	4	0	4	0	0	24	8.0
Jordan Mason-GT	So	3	4	4	0	0	0	24	8.0
6. Travis Etienne-CU	Jr	3	3	3	0	0	0	18	6.0
Scotty Washington-WF	Sr	3	3	0	3	0	0	18	6.0
Dyami Brown-NC	So	3	3	0	3	0	0	18	6.0
Jalon Calhoun-DU	Fr	3	3	0	3	0	0	18	6.0
Jamie Newman-WF	Jr	3	3	3	0	0	0	18	6.0

SCORING (KICK)	Cl	G	PAT	FG	Pts	Avg/G
1. Christopher Dunn-ST	So	3	12-12	6-7	30	10.0
2. B.T. Potter-CU	So	3	15-15	4-6	27	9.0
Brian Delaney-VA	Jr	3	12-13	5-7	27	9.0
4. Nick Sciba-WF	So	3	13-13	4-4	25	8.3
5. AJ Reed-DU	Jr	3	11-11	4-4	23	7.7
6. Ricky Aguayo-FS	Sr	3	13-13	3-3	22	7.3
Bubba Baxa-UM	So	3	10-11	4-8	22	7.3
Noah Ruggles-NC	So	3	4-4	6-8	22	7.3
9. Aaron Bomerhi-BC	Sr	3	14-14	2-4	20	6.7
10. Blanton Creque-UL	Sr	3	13-13	2-3	19	6.3

PUNT RETURN AVG	Cl	G	No.	Yds	TD	Long	Avg/G
1. Maurice Ffrench-UP	Sr	3	10	33	0	18	3.3
2. Ahmarean Brown-GT	Fr	3	7	23	0	23	3.3

KICK RETURN AVG	Cl	G	No.	Yds	TD	Long	Avg/G
1. Keyshawn Helton-FS	So	3	6	152	0	49	25.3
2. Travis Levy-BC	Jr	3	11	272	0	41	24.7
3. Michael Carter II-DU	Jr	3	6	140	0	31	23.3

2019 Atlantic Coast Conference
Individual Statistics Sep 15, 2019

ALL PURPOSE	Cl	G	Rush	Rcv	PR	KR	Yds	Avg/G
1. Cam Akers-FS	Jr	3	387	76	0	0	463	154.3
2. Travis Etienne-CU	Jr	3	334	87	0	0	421	140.3
3. Sage Surratt-WF	So	3	0	372	16	0	388	129.3
4. Joe Reed-VA	Sr	3	22	175	0	183	380	126.7
5. AJ Dillon-BC	Jr	3	318	61	0	0	379	126.3
6. DeeJay Dallas-UM	Jr	3	309	37	0	0	346	115.3
7. Javian Hawkins-UL	Fr	3	338	0	0	0	338	112.7
8. Travis Levy-BC	Jr	3	36	0	23	272	331	110.3
9. Moe Neal-SU	Sr	3	158	161	0	0	319	106.3
10. Tee Higgins-CU	Jr	3	0	318	0	0	318	106.0

PUNTING	Cl	G	No.	Yds	Lg	120	50+	TB	Avg.
1. Oscar Bradburn-VT	Jr	3	13	651	69	5	7	2	50.1
2. Sterling Hofrichter-SU	Sr	3	20	961	65	10	10	1	48.0
3. Trenton Gill-ST	So	3	11	505	61	1	4	3	45.9
4. Dom Maggio-WF	Sr	3	17	774	58	4	5	6	45.5
5. Kirk Christodoulou-UP	So	3	14	624	62	7	4	0	44.6
6. Nash Griffin-VA	Jr	3	8	352	49	4	0	1	44.0
7. Louis Hedley-UM	So	3	9	392	51	3	1	0	43.6
8. Pressley Harvin-GT	Jr	3	18	754	55	8	4	2	41.9
9. Mason King-UL	Sr	3	11	453	52	3	1	0	41.2
10. Ben Kiernan-NC	Fr	3	19	778	57	3	3	1	40.9

FIELD GOALS	Cl	G	Made	Att.	Long	Pct.	FG/G
1. Christopher Dunn-ST	So	3	6	7	41	85.7	2.00
Noah Ruggles-NC	So	3	6	8	49	75.0	2.00
3. Brian Delaney-VA	Jr	3	5	7	49	71.4	1.67
4. Nick Sciba-WF	So	3	4	4	32	100.0	1.33
AJ Reed-DU	Jr	3	4	4	50	100.0	1.33
B.T. Potter-CU	So	3	4	6	51	66.7	1.33
Bubba Baxa-UM	So	3	4	8	50	50.0	1.33
8. Andre Szmyt-SU	So	3	3	3	45	100.0	1.00
Ricky Aguayo-FS	Sr	3	3	3	53	100.0	1.00
Alex Kessman-UP	Jr	3	3	6	41	50.0	1.00

FIELD GOAL PCT	Cl	G	Made	Att.	Long	Pct.
1. Christopher Dunn-ST	So	3	6	7	41	85.7
2. Noah Ruggles-NC	So	3	6	8	49	75.0
3. Brian Delaney-VA	Jr	3	5	7	49	71.4
4. B.T. Potter-CU	So	3	4	6	51	66.7
5. Bubba Baxa-UM	So	3	4	8	50	50.0
Alex Kessman-UP	Jr	3	3	6	41	50.0

PAT KICKING PCT	Cl	G	Made	Att.	Pct.
1. B.T. Potter-CU	So	3	15	15	100.0
Aaron Boumerhi-BC	Sr	3	14	14	100.0
Nick Sciba-WF	So	3	13	13	100.0
Blanton Creque-UL	Sr	3	13	13	100.0
Ricky Aguayo-FS	Sr	3	13	13	100.0
Christopher Dunn-ST	So	3	12	12	100.0
AJ Reed-DU	Jr	3	11	11	100.0
Brian Johnson-VT	Jr	3	11	11	100.0
9. Brian Delaney-VA	Jr	3	12	13	92.3
10. Bubba Baxa-UM	So	3	10	11	90.9

2019 Atlantic Coast Conference
Individual Statistics Sep 15, 2019

TACKLES (All positions)								SACKS							
	Cl	G	Pos	Solo	Ast	Total	Avg/G		Cl	G	Pos	Solo	Ast	Total	Avg/G
1. Justin Strnad-WF	Sr	3	LB	19	15	34	11.3	1. Jaylen Twyman-UP	So	3	DL	4	1	4.5	1.50
2. Dylan Singleton-DU	Sr	3	S	18	11	29	9.7	Carlos Basham, Jr.-WF	Jr	3	DL	4	1	4.5	1.50
3. Hamsah Nasirildeen-FS	Jr	3	DB	19	9	28	9.3	3. Jordan Mack-VA	Sr	3	LB	3	2	4.0	1.33
4. Isaiah Simmons-CU	Jr	3	LB	17	10	27	9.0	4. Tomon Fox-NC	Jr	3	LB	3	1	3.5	1.17
Rayshard Ashby-VT	Jr	3	LB	12	15	27	9.0	5. Cory Durden-FS	So	3	DT	2	1	2.5	0.83
6. Lakiem Williams-SU	Sr	3	LB	12	14	26	8.7	6. James Skalski-CU	Jr	3	LB	1	2	2.0	0.67
7. Chazz Surratt-NC	Jr	3	LB	9	16	25	8.3	Isaiah Simmons-CU	Jr	3	LB	2	0	2.0	0.67
Zane Zandier-VA	Jr	3	LB	13	12	25	8.3	Carlos Becker-FS	Jr	3	DB	2	0	2.0	0.67
Jeremiah Gemmel-NC	So	3	LB	13	12	25	8.3	Rodjay Burns-UL	Jr	3	LB	2	0	2.0	0.67
Dontavious Jackson-FS	Sr	3	LB	14	11	25	8.3	Noah Taylor-VA	So	3	LB	2	0	2.0	0.67
11. Koby Quansah-DU	Sr	3	LB	10	14	24	8.0	Emmanuel Belmar-VT	Jr	3	DL	1	2	2.0	0.67
12. Mike Palmer-BC	Jr	3	DB	13	10	23	7.7	Greg Rousseau-UM	Fr	3	DL	2	0	2.0	0.67
13. Max Richardson-BC	Jr	3	LB	12	10	22	7.3	Xavier Lyas-ST	So	3	DE	2	0	2.0	0.67
Chad Smith-CU	Sr	3	LB	8	14	22	7.3	Deslin Alexandre-UP	So	3	DL	2	0	2.0	0.67
David Curry-GT	Jr	3	LB	10	12	22	7.3	Joey Blount-VA	Jr	3	S	2	0	2.0	0.67
Myles Dorn-NC	Sr	3	DB	10	12	22	7.3	Kendall Coleman-SU	Sr	3	DL	2	0	2.0	0.67
Dax Hollifield-VT	So	3	LB	4	18	22	7.3	Charlie Thomas-GT	So	3	LB	2	0	2.0	0.67
18. Myles Wolfolk-NC	Jr	3	DB	14	7	21	7.0	Josh Black-SU	Jr	3	DL	2	0	2.0	0.67
Charlie Thomas-GT	So	3	LB	15	6	21	7.0	Tre Hornbuckle-DU	Sr	3	DE	2	0	2.0	0.67
20. Paris Ford-UP	So	3	DB	12	8	20	6.7	Chamarri Conner-VT	So	3	DB	2	0	2.0	0.67
Jordan Mack-VA	Sr	3	LB	10	10	20	6.7	TACKLES FOR LOSS							
Ryan Smenda, Jr.-WF	So	3	LB	9	11	20	6.7	1. Zane Zandier-VA	Jr	3	LB	3	4	5.0	1.67
Tanner Ingle-ST	So	3	S	13	7	20	6.7	Jordan Mack-VA	Sr	3	LB	4	2	5.0	1.67
24. Andre Cisco-SU	So	3	DB	10	9	19	6.3	Jaylen Twyman-UP	So	3	DL	4	2	5.0	1.67
Joey Blount-VA	Jr	3	S	11	8	19	6.3	4. Chris Rumph II-DU	So	3	DE	4	1	4.5	1.50
Mehdi El Attrach-BC	Sr	3	DB	9	10	19	6.3	Rayshard Ashby-VT	Jr	3	LB	3	3	4.5	1.50
27. Gurvan Hall, Jr.-UM	So	3	DB	9	9	18	6.0	Carlos Basham, Jr.-WF	Jr	3	DL	4	1	4.5	1.50
Stanford Samuels-FS	Jr	3	DB	12	6	18	6.0	7. Tomon Fox-NC	Jr	3	LB	3	1	3.5	1.17
Tariq Carpenter-GT	Jr	3	DB	17	1	18	6.0	Charlie Thomas-GT	So	3	LB	3	1	3.5	1.17
Reggie Floyd-VT	Sr	3	DB	8	10	18	6.0	Aaron Crawford-NC	Sr	3	DL	3	1	3.5	1.17
Joe Sparacio-BC	Fr	3	LB	6	12	18	6.0	Trevon McSwain-DU	Sr	3	DT	3	1	3.5	1.17
32. De'Vante Cross-VA	Jr	3	S	7	10	17	5.7	Isaiah Simmons-CU	Jr	3	LB	3	1	3.5	1.17
Nasir Greer-WF	So	3	DB	11	6	17	5.7	Greg Rousseau-UM	Fr	3	DL	3	1	3.5	1.17
Andrew Armstrong-SU	Sr	3	LB	9	8	17	5.7	13. TJ Rayam-BC	Jr	3	DT	2	2	3.0	1.00
Damar Hamlin-UP	Sr	3	DB	15	2	17	5.7	Kendall Coleman-SU	Sr	3	DL	3	0	3.0	1.00
Aaron Crawford-NC	Sr	3	DL	7	10	17	5.7	Koby Quansah-DU	Sr	3	LB	2	2	3.0	1.00
Chamarri Conner-VT	So	3	DB	14	3	17	5.7	Romeo Finley-UM	Sr	3	S	3	0	3.0	1.00
Jaiden Lars-Woodbey-FS	So	3	DB	6	11	17	5.7	Rodjay Burns-UL	Jr	3	LB	3	0	3.0	1.00
39. John Lamot-BC	Jr	3	LB	12	4	16	5.3	Emmanuel Belmar-VT	Jr	3	DL	2	2	3.0	1.00
Tate Haynes-BC	So	3	DB	11	5	16	5.3	Quez Jackson-GT	So	3	LB	3	0	3.0	1.00
Rodjay Burns-UL	Jr	3	LB	13	3	16	5.3	Chamarri Conner-VT	So	3	DB	3	0	3.0	1.00
C.J. Avery-UL	Jr	3	LB	8	8	16	5.3								
43. Kaleb Oliver-GT	So	3	DB	9	6	15	5.0								
Jermaine Waller-VT	So	3	DB	11	4	15	5.0								
Khane Pass-UL	Sr	3	DB	11	4	15	5.0								
James Skalski-CU	Jr	3	LB	4	11	15	5.0								
Michael Carter II-DU	Jr	3	S	9	6	15	5.0								
Leonard Johnson-DU	So	3	CB	11	4	15	5.0								
Chris Ingram-ST	Jr	3	CB	12	3	15	5.0								
50. Carlos Basham, Jr.-WF	Jr	3	DL	5	9	14	4.7								

2019 Atlantic Coast Conference
Individual Statistics Sep 15, 2019

PASSES DEFENDED		Cl	G	BrUp	Int.	Total	Avg/G
1.	Damarri Mathis-UP	Jr	3	5	0	5	1.67
	Caleb Farley-VT	So	3	4	1	5	1.67
3.	Asante Samuel-FS	So	3	3	1	4	1.33
	Nolan Turner-CU	Jr	3	4	0	4	1.33
	Tre Swilling-GT	So	3	3	1	4	1.33
	Justin Strnad-WF	Sr	3	3	1	4	1.33
	Amari Henderson-WF	Sr	3	3	1	4	1.33
8.	Trey Morrison-NC	So	3	3	0	3	1.00
	Ifeatu Melifonwu-SU	So	3	2	1	3	1.00
	Stanford Samuels-FS	Jr	3	3	0	3	1.00
	Nick Grant-VA	Jr	3	2	1	3	1.00
	Andre Cisco-SU	So	3	1	2	3	1.00
	Bryce Hall-VA	Sr	3	3	0	3	1.00
	Tanner Ingle-ST	So	3	3	0	3	1.00
	John Lamot-BC	Jr	3	3	0	3	1.00
	Luke Masterson-WF	Jr	3	3	0	3	1.00
	Myles Dorn-NC	Sr	3	2	1	3	1.00
	Trajan Bandy-UM	Jr	3	3	0	3	1.00
	Tanner Karafa-BC	Sr	3	2	1	3	1.00
	Tanner Muse-CU	Sr	3	1	2	3	1.00

INTERCEPTIONS		Cl	G	No.	Yds	TD	Long	Avg/G
1.	Myles Wolfolk-NC	Jr	3	2	33	0	42	0.67
	Tanner Muse-CU	Sr	3	2	13	0	13	0.67
	Andre Cisco-SU	So	3	2	10	0	10	0.67
4.	Nick Grant-VA	Jr	3	1	85	1	85	0.33
	Tre Swilling-GT	So	3	1	41	0	41	0.33
	Trill Williams-SU	So	3	1	41	0	41	0.33
	Amari Carter-UM	Jr	3	1	22	0	22	0.33
	Christopher Fredrick-SU	Sr	3	1	20	0	20	0.33
	Romeo Finley-UM	Sr	3	1	19	0	19	0.33
	Mehdi El Attrach-BC	Sr	3	1	17	0	17	0.33

FUMBLES FORCED		Cl	G	No.	Avg/G
1.	Hamsah Nasirildeen-FS	Jr	3	3	1.00
2.	Phil Campbell-UP	Jr	3	2	0.67
	Charlie Thomas-GT	So	3	2	0.67
4.	Patrick Jones II-UP	Jr	3	1	0.33
	Amonte Caban-UL	Sr	3	1	0.33
	Kingsley Jonathan-SU	Jr	3	1	0.33
	Tanner Ingle-ST	So	3	1	0.33
	Kaleb Oliver-GT	So	3	1	0.33
	Tomon Fox-NC	Jr	3	1	0.33
	Trajan Bandy-UM	Jr	3	1	0.33

FUMBLES RECOVERED		Cl	G	No.	Avg/G
1.	Jaiden Lars-Woodbey-FS	So	3	1	0.33
	James Skalski-CU	Jr	3	1	0.33
	Dylan Singleton-DU	Sr	3	1	0.33
	Dorian Etheridge-UL	Jr	3	1	0.33
	DaShawn Crawford-VT	Jr	3	1	0.33
	Rob Knowles-UM	Sr	3	1	0.33
	Justice Dingle-GT	Fr	3	1	0.33
	Anthony Johnson-UL	So	3	1	0.33
	Marcus Valdez-BC	So	3	1	0.33
	Luke Masterson-WF	Jr	3	1	0.33

**2019 Atlantic Coast Conference
Conference Team Game Highs Through games of Sep 16, 2019**

TEAM HIGHS (highest totals made by)

Points	63	Miami vs BETHUNE-COOKMAN (Sep 14, 2019)
	52	Clemson vs GEORGIA TECH (Aug 29, 2019)
	52	Virginia vs WILLIAM & MARY (Sep 06, 2019)
Points scored kicking	12	Virginia at Pitt (8/31/19) [3fg,3pat]
	11	Wake Forest at Rice (Sep 06, 2019) [2fg,5pat]
	11	NC State vs WESTERN CAROLINA (Sep 07, 2019) [2fg,5pat]
	11	Duke at Middle Tennessee (Sep 14, 2019) [2fg,5pat]
	11	Clemson at Syracuse (Sep 14, 2019) [2fg,5pat]
Touchdowns	9	Miami vs BETHUNE-COOKMAN (Sep 14, 2019)
	7	Clemson vs GEORGIA TECH (Aug 29, 2019)
	7	Virginia vs WILLIAM & MARY (Sep 06, 2019)
Total offense yards	632	Clemson vs GEORGIA TECH (Aug 29, 2019) [411r,221p]
	612	Clemson at Syracuse (Sep 14, 2019) [221r,391p]
Total offense plays	105	Wake Forest vs UTAH STATE (Aug 30, 2019) [58r,47p]
	90	Duke vs NORTH CAROLINA A&T (Sep 07, 2019) [46r,44p]
	90	Florida State vs ULM (Sep 07, 2019) [50r,40p]
Total offense yards/play	9.2	Louisville vs ECU (Sep 07, 2019) [59-542]
	8.6	Clemson at Syracuse (Sep 14, 2019) [71-612]
Rushing yards	411	Clemson vs GEORGIA TECH (Aug 29, 2019)
	346	Boston College vs RICHMOND (Sep 07, 2019)
Rushing attempts	58	Wake Forest vs UTAH STATE (Aug 30, 2019)
	53	NC State vs WESTERN CAROLINA (Sep 07, 2019)
Yards per rush	8.5	Louisville vs ECU (Sep 07, 2019) [38-322]
	8.4	Clemson vs GEORGIA TECH (Aug 29, 2019) [49-411]
Rushing TDs	5	Clemson vs GEORGIA TECH (Aug 29, 2019)
	5	Miami vs BETHUNE-COOKMAN (Sep 14, 2019)
Longest rush	96	Wake Forest at Rice (Sep 06, 2019)
	90	Clemson vs GEORGIA TECH (Aug 29, 2019)
Passing yards	401	Wake Forest vs UTAH STATE (Aug 30, 2019)
	391	Clemson at Syracuse (Sep 14, 2019)
Passing attempts	51	Pitt at Penn State (Sep 14, 2019)
	49	NC State at West Virginia (Sep 14, 2019)
	47	Wake Forest vs UTAH STATE (Aug 30, 2019)
	47	Virginia Tech at Boston College (Aug 31, 2019)
	44	Duke vs NORTH CAROLINA A&T (Sep 07, 2019)
	42	Clemson at Syracuse (Sep 14, 2019)
	41	Pitt vs VIRGINIA (8/31/19)
	41	Syracuse at Maryland (Sep 07, 2019)
	41	Boston College vs KANSAS (Sep 13, 2019)
	40	Florida State vs ULM (Sep 07, 2019)
	40	Virginia vs FLORIDA STATE (Sep 14, 2019)
	39	NC State vs EAST CAROLINA (Aug 31, 2019)
	39	Miami at North Carolina (Sep 07, 2019)
	37	Pitt vs OHIO (9/7/19)
	37	Florida State at Virginia (Sep 14, 2019)
Passing TDs	4	Virginia Tech at Boston College (Aug 31, 2019)
	4	Duke vs NORTH CAROLINA A&T (Sep 07, 2019)
	4	Louisville vs ECU (Sep 07, 2019)
	4	Duke at Middle Tennessee (Sep 14, 2019)
	4	Miami vs BETHUNE-COOKMAN (Sep 14, 2019)
Longest pass	87	Clemson at Syracuse (Sep 14, 2019)
	75	Florida State vs BOISE STATE (Aug 31, 2019)
Passes completed	35	Pitt at Penn State (Sep 14, 2019)
	34	Wake Forest vs UTAH STATE (Aug 30, 2019)
Had intercepted	3	Virginia Tech at Boston College (Aug 31, 2019)

**2019 Atlantic Coast Conference
Team Game Highs Through games of Sep 16, 2019**

	3	Virginia vs WILLIAM & MARY (Sep 06, 2019)
Pass completion pct	88.9	Duke at Middle Tennessee (Sep 14, 2019) [24-27]
	81.0	Virginia Tech vs FURMAN (Sep 14, 2019) [17-21]
Passing yards/attempt	12.8	Louisville vs WKU (Sep 14, 2019) [16-205]
	11.7	North Carolina vs MIAMI (Sep 07, 2019) [25-292]
Yards per catch	20.5	Louisville vs WKU (Sep 14, 2019) [10-205]
	19.6	Georgia Tech at Clemson (Aug 29, 2019) [7-137]
Field goal attempts	4	North Carolina vs South Carolina (Aug 31, 2019)
	4	Virginia at Pitt (8/31/19)
	4	Miami at North Carolina (Sep 07, 2019)
Field goals made	3	North Carolina vs South Carolina (Aug 31, 2019)
	3	Virginia at Pitt (8/31/19)
Longest field goal	53	Florida State at Virginia (Sep 14, 2019)
	51	Clemson vs GEORGIA TECH (Aug 29, 2019)
Field goal pct	100.0	NC State vs EAST CAROLINA (Aug 31, 2019) [2-2]
	100.0	Wake Forest at Rice (Sep 06, 2019) [2-2]
	100.0	NC State vs WESTERN CAROLINA (Sep 07, 2019) [2-2]
	100.0	Duke at Middle Tennessee (Sep 14, 2019) [2-2]
	100.0	Syracuse vs CLEMSON (Sep 14, 2019) [2-2]
PAT kicks attempted	9	Miami vs BETHUNE-COOKMAN (Sep 14, 2019)
	7	Clemson vs GEORGIA TECH (Aug 29, 2019)
	7	Virginia vs WILLIAM & MARY (Sep 06, 2019)
PAT kicks made	9	Miami vs BETHUNE-COOKMAN (Sep 14, 2019)
	7	Clemson vs GEORGIA TECH (Aug 29, 2019)
	7	Virginia vs WILLIAM & MARY (Sep 06, 2019)
2-point PAT attempts	1	North Carolina vs South Carolina (Aug 31, 2019)
	1	Miami at North Carolina (Sep 07, 2019)
	1	North Carolina vs MIAMI (Sep 07, 2019)
	1	North Carolina at Wake Forest (Sep 13, 2019)
	1	Georgia Tech vs THE CITADEL (Sep 14, 2019)
	1	Virginia vs FLORIDA STATE (Sep 14, 2019)
2-point PATs made	1	North Carolina vs South Carolina (Aug 31, 2019)
	1	North Carolina vs MIAMI (Sep 07, 2019)
	1	North Carolina at Wake Forest (Sep 13, 2019)
	1	Georgia Tech vs THE CITADEL (Sep 14, 2019)
	1	Virginia vs FLORIDA STATE (Sep 14, 2019)
Punts	10	North Carolina at Wake Forest (Sep 13, 2019)
	9	Syracuse vs CLEMSON (Sep 14, 2019)
Longest punt	69	Virginia Tech vs OLD DOMINION (Sep 07, 2019)
	66	Virginia Tech vs FURMAN (Sep 14, 2019)
Yards punted	470	Syracuse vs CLEMSON (Sep 14, 2019) [9-470]
	460	North Carolina at Wake Forest (Sep 13, 2019) [10-460]
Punting avg	56.7	Virginia Tech vs OLD DOMINION (Sep 07, 2019) [3-170]
	52.2	Syracuse vs CLEMSON (Sep 14, 2019) [9-470]
Punt returns	7	Pitt vs OHIO (9/7/19)
	5	Georgia Tech vs USF (Sep 06, 2019)
	5	Virginia vs WILLIAM & MARY (Sep 06, 2019)
Punt return yards	51	Virginia vs WILLIAM & MARY (Sep 06, 2019)
	41	Syracuse at Liberty (Aug 31, 2019)
Punt return avg	16.0	Florida State vs ULM (Sep 07, 2019) [2-32]
	13.7	Syracuse at Liberty (Aug 31, 2019) [3-41]
Longest punt return	33	Louisville vs ECU (Sep 07, 2019)
	31	Syracuse at Liberty (Aug 31, 2019)
Kick returns	8	Boston College vs KANSAS (Sep 13, 2019)
	6	Syracuse at Maryland (Sep 07, 2019)
Kick return yards	203	Boston College vs KANSAS (Sep 13, 2019)

**2019 Atlantic Coast Conference
Team Game Highs Through games of Sep 16, 2019**

	157	Georgia Tech vs THE CITADEL (Sep 14, 2019)
Kick return avg	39.2	Georgia Tech vs THE CITADEL (Sep 14, 2019) [4-157]
	37.8	Virginia vs WILLIAM & MARY (Sep 06, 2019) [4-151]
Longest kick return	100	Virginia vs WILLIAM & MARY (Sep 06, 2019)
	71	Virginia Tech vs OLD DOMINION (Sep 07, 2019)
Kick return TDs	1	Virginia vs WILLIAM & MARY (Sep 06, 2019)
Interceptions	3	Wake Forest vs UTAH STATE (Aug 30, 2019)
	3	Boston College vs VIRGINIA TECH (Aug 31, 2019)
Interception return yds	85	Virginia vs WILLIAM & MARY (Sep 06, 2019)
	61	Syracuse vs CLEMSON (Sep 14, 2019)
Interception return avg	30.5	Syracuse vs CLEMSON (Sep 14, 2019) [2-61]
	20.5	Miami vs Florida (Aug 24, 2019) [2-41]
Longest interception rtn	85	Virginia vs WILLIAM & MARY (Sep 06, 2019)
	42	North Carolina vs South Carolina (Aug 31, 2019)
Interception return TDs	1	Virginia vs WILLIAM & MARY (Sep 06, 2019)
Fumbles lost	3	Louisville vs ND (Sep 02, 2019)
	2	Georgia Tech at Clemson (Aug 29, 2019)
	2	Virginia Tech at Boston College (Aug 31, 2019)
	2	Florida State vs BOISE STATE (Aug 31, 2019)
	2	Virginia Tech vs OLD DOMINION (Sep 07, 2019)
Fumbles recovered	2	Miami vs Florida (Aug 24, 2019)
	2	Clemson vs GEORGIA TECH (Aug 29, 2019)
	2	Boston College vs VIRGINIA TECH (Aug 31, 2019)
	2	Florida State vs BOISE STATE (Aug 31, 2019)
	2	Syracuse at Liberty (Aug 31, 2019)
	2	Georgia Tech vs USF (Sep 06, 2019)
	2	Duke vs NORTH CAROLINA A&T (Sep 07, 2019)
	2	Louisville vs WKU (Sep 14, 2019)
Sacked by opp	10	Miami vs Florida (Aug 24, 2019)
	8	Syracuse vs CLEMSON (Sep 14, 2019)
QB sacks	8	Syracuse at Liberty (Aug 31, 2019)
	8	Clemson at Syracuse (Sep 14, 2019)
Turnovers committed	5	Virginia Tech at Boston College (Aug 31, 2019)
	4	Georgia Tech at Clemson (Aug 29, 2019)
	4	Virginia vs WILLIAM & MARY (Sep 06, 2019)
Turnovers caused	5	Boston College vs VIRGINIA TECH (Aug 31, 2019)
	4	Miami vs Florida (Aug 24, 2019)
	4	Clemson vs GEORGIA TECH (Aug 29, 2019)
	4	Syracuse at Liberty (Aug 31, 2019)
Kicks blocked	2	North Carolina vs MIAMI (Sep 07, 2019)
	1	Virginia at Pitt (8/31/19)
	1	Duke vs NORTH CAROLINA A&T (Sep 07, 2019)
First downs	32	NC State vs WESTERN CAROLINA (Sep 07, 2019)
	31	Duke vs NORTH CAROLINA A&T (Sep 07, 2019)
1st downs rushing	20	Clemson vs GEORGIA TECH (Aug 29, 2019)
	20	NC State vs WESTERN CAROLINA (Sep 07, 2019)
1st downs passing	19	Duke vs NORTH CAROLINA A&T (Sep 07, 2019)
	18	Wake Forest vs UTAH STATE (Aug 30, 2019)
1st downs by penalty	6	Georgia Tech vs USF (Sep 06, 2019)
	5	Miami vs Florida (Aug 24, 2019)
	5	Florida State at Virginia (Sep 14, 2019)
	5	Virginia vs FLORIDA STATE (Sep 14, 2019)
Penalties	14	Miami vs Florida (Aug 24, 2019)
	11	Florida State vs ULM (Sep 07, 2019)
Penalties yards	118	Miami vs Florida (Aug 24, 2019)
	108	Florida State vs ULM (Sep 07, 2019)

**2019 Atlantic Coast Conference
Team Game Highs Sep 15, 2019**

	2	Florida State vs BOISE STATE (Aug 31, 2019)
	2	Syracuse at Liberty (Aug 31, 2019)
	2	Georgia Tech vs USF (Sep 06, 2019)
	2	Duke vs NORTH CAROLINA A&T (Sep 07, 2019)
	2	Louisville vs WKU (Sep 14, 2019)
Sacked by opp	10	Miami vs Florida (Aug 24, 2019)
	8	Syracuse vs CLEMSON (Sep 14, 2019)
QB sacks	8	Syracuse at Liberty (Aug 31, 2019)
	8	Clemson at Syracuse (Sep 14, 2019)
Turnovers committed	5	Virginia Tech at Boston College (Aug 31, 2019)
	4	Georgia Tech at Clemson (Aug 29, 2019)
	4	Virginia vs WILLIAM & MARY (Sep 06, 2019)
Turnovers caused	5	Boston College vs VIRGINIA TECH (Aug 31, 2019)
	4	Miami vs Florida (Aug 24, 2019)
	4	Clemson vs GEORGIA TECH (Aug 29, 2019)
	4	Syracuse at Liberty (Aug 31, 2019)
Kicks blocked	2	North Carolina vs MIAMI (Sep 07, 2019)
	1	Virginia at Pitt (8/31/19)
	1	Duke vs NORTH CAROLINA A&T (Sep 07, 2019)
First downs	32	NC State vs WESTERN CAROLINA (Sep 07, 2019)
	31	Duke vs NORTH CAROLINA A&T (Sep 07, 2019)
1st downs rushing	20	Clemson vs GEORGIA TECH (Aug 29, 2019)
	20	NC State vs WESTERN CAROLINA (Sep 07, 2019)
1st downs passing	19	Duke vs NORTH CAROLINA A&T (Sep 07, 2019)
	18	Wake Forest vs UTAH STATE (Aug 30, 2019)
1st downs by penalty	6	Georgia Tech vs USF (Sep 06, 2019)
	5	Miami vs Florida (Aug 24, 2019)
	5	Florida State at Virginia (Sep 14, 2019)
	5	Virginia vs FLORIDA STATE (Sep 14, 2019)
Penalties	14	Miami vs Florida (Aug 24, 2019)
	11	Florida State vs ULM (Sep 07, 2019)
Penalties yards	118	Miami vs Florida (Aug 24, 2019)
	108	Florida State vs ULM (Sep 07, 2019)

**2019 Atlantic Coast Conference
Conference Individual Game Highs Through games of Sep 16, 2019**

INDIVIDUAL PLAYER GAME HIGHS

Points scored	18	Travis Etienne (Clemson) vs GEORGIA TECH (Aug 29, 2019)
	18	AJ Dillon (Boston College) vs RICHMOND (Sep 07, 2019)
	18	Cam Akers (Florida State) vs ULM (Sep 07, 2019)
	18	Tutu Atwell (Louisville) vs WKU (Sep 14, 2019)
	18	DeeJay Dallas (Miami) vs BETHUNE-COOKMAN (Sep 14, 2019)
	18	Wayne Taulapapa (Virginia) vs FLORIDA STATE (Sep 14, 2019)
Touchdowns	3	Travis Etienne (Clemson) vs GEORGIA TECH (Aug 29, 2019)
	3	AJ Dillon (Boston College) vs RICHMOND (Sep 07, 2019)
	3	Cam Akers (Florida State) vs ULM (Sep 07, 2019)
	3	Tutu Atwell (Louisville) vs WKU (Sep 14, 2019)
	3	DeeJay Dallas (Miami) vs BETHUNE-COOKMAN (Sep 14, 2019)
	3	Wayne Taulapapa (Virginia) vs FLORIDA STATE (Sep 14, 2019)
TD responsibility	5	Quentin Harris (Duke) vs NORTH CAROLINA A&T (Sep 07, 2019) [1r,4p]
	4	Jamie Newman (Wake Forest) vs UTAH STATE (Aug 30, 2019) [1r,3p]
	4	Ryan Willis (Virginia Tech) at Boston College (Aug 31, 2019) [0r,4p]
	4	James Blackman (Florida State) vs ULM (Sep 07, 2019) [1r,3p]
	4	Jawon Pass (Louisville) vs ECU (Sep 07, 2019) [0r,4p]
	4	Quentin Harris (Duke) at Middle Tennessee (Sep 14, 2019) [0r,4p]
	4	Trevor Lawrence (Clemson) at Syracuse (Sep 14, 2019) [1r,3p]
Points scored kicking	12	Brian Delaney (Virginia) at Pitt (8/31/19) [3fg,3pat]
	11	Nick Sciba (Wake Forest) at Rice (Sep 06, 2019) [2fg,5pat]
	11	Christopher Dunn (NC State) vs WESTERN CAROLINA (Sep 07, 2019) [2fg,5pat]
	11	AJ Reed (Duke) at Middle Tennessee (Sep 14, 2019) [2fg,5pat]
	11	B.T. Potter (Clemson) at Syracuse (Sep 14, 2019) [2fg,5pat]
Total offense yards	437	Jamie Newman (Wake Forest) vs UTAH STATE (Aug 30, 2019) [36r,401p]
	437	Trevor Lawrence (Clemson) at Syracuse (Sep 14, 2019) [42r,395p]
Total offense plays	68	Jamie Newman (Wake Forest) vs UTAH STATE (Aug 30, 2019) [21r,47p]
	60	Ryan Willis (Virginia Tech) at Boston College (Aug 31, 2019) [13r,47p]
	60	Kenny Pickett (Pitt) at Penn State (Sep 14, 2019) [9r,51p]
Total offense yards/play	30.7	Zay Flowers (Boston College) vs RICHMOND (Sep 07, 2019) [3-92]
	19.4	Malik Cunningham (Louisville) vs ECU (Sep 07, 2019) [5-97]
Rushing yards	205	Travis Etienne (Clemson) vs GEORGIA TECH (Aug 29, 2019)
	193	Cam Akers (Florida State) vs ULM (Sep 07, 2019)
Rushing attempts	36	Cam Akers (Florida State) vs ULM (Sep 07, 2019)
	27	AJ Dillon (Boston College) vs KANSAS (Sep 13, 2019)
Yards per rush	30.7	Zay Flowers (Boston College) vs RICHMOND (Sep 07, 2019) [3-92]
	18.2	Malik Cunningham (Louisville) vs ECU (Sep 07, 2019) [4-73]
Rushing TDs	3	Travis Etienne (Clemson) vs GEORGIA TECH (Aug 29, 2019)
	3	DeeJay Dallas (Miami) vs BETHUNE-COOKMAN (Sep 14, 2019)
	3	Wayne Taulapapa (Virginia) vs FLORIDA STATE (Sep 14, 2019)
Longest rush	96	Kenneth Walker (Wake Forest) at Rice (Sep 06, 2019)
	90	Travis Etienne (Clemson) vs GEORGIA TECH (Aug 29, 2019)
Passing yards	401	Jamie Newman (Wake Forest) vs UTAH STATE (Aug 30, 2019)
	395	Trevor Lawrence (Clemson) at Syracuse (Sep 14, 2019)
Passing attempts	51	Kenny Pickett (Pitt) at Penn State (Sep 14, 2019)
	48	Matthew McKay (NC State) at West Virginia (Sep 14, 2019)
	47	Jamie Newman (Wake Forest) vs UTAH STATE (Aug 30, 2019)
	47	Ryan Willis (Virginia Tech) at Boston College (Aug 31, 2019)
	42	Quentin Harris (Duke) vs NORTH CAROLINA A&T (Sep 07, 2019)
	41	Kenny Pickett (Pitt) vs VIRGINIA (8/31/19)
	40	James Blackman (Florida State) vs ULM (Sep 07, 2019)
	40	Bryce Perkins (Virginia) vs FLORIDA STATE (Sep 14, 2019)
	39	Jarren Williams (Miami) at North Carolina (Sep 07, 2019)
	39	Tommy DeVito (Syracuse) at Maryland (Sep 07, 2019)

**2019 Atlantic Coast Conference
Individual Game Highs Through games of Sep 16, 2019**

	39	Trevor Lawrence (Clemson) at Syracuse (Sep 14, 2019)
	37	Matthew McKay (NC State) vs EAST CAROLINA (Aug 31, 2019)
	37	Kenny Pickett (Pitt) vs OHIO (9/7/19)
	37	James Blackman (Florida State) at Virginia (Sep 14, 2019)
	36	Anthony Brown (Boston College) vs KANSAS (Sep 13, 2019)
Passing TDs	4	Ryan Willis (Virginia Tech) at Boston College (Aug 31, 2019)
	4	Quentin Harris (Duke) vs NORTH CAROLINA A&T (Sep 07, 2019)
	4	Jawon Pass (Louisville) vs ECU (Sep 07, 2019)
	4	Quentin Harris (Duke) at Middle Tennessee (Sep 14, 2019)
Longest pass	87	Trevor Lawrence (Clemson) at Syracuse (Sep 14, 2019)
	75	James Blackman (Florida State) vs BOISE STATE (Aug 31, 2019)
Passes completed	35	Kenny Pickett (Pitt) at Penn State (Sep 14, 2019)
	34	Jamie Newman (Wake Forest) vs UTAH STATE (Aug 30, 2019)
Had intercepted	3	Ryan Willis (Virginia Tech) at Boston College (Aug 31, 2019)
Pass completion pct	90.0	Brennan Armstrong (Virginia) vs WILLIAM & MARY (Sep 06, 2019) [9-10]
	88.9	Quentin Harris (Duke) at Middle Tennessee (Sep 14, 2019) [24-27]
Pass yards/attempt	28.7	Evan Conley (Louisville) vs WKU (Sep 14, 2019) [3-86]
	11.6	Anthony Brown (Boston College) vs RICHMOND (Sep 07, 2019) [14-163]
Pass yards/catch	43.0	Evan Conley (Louisville) vs WKU (Sep 14, 2019) [2-86]
	20.4	Anthony Brown (Boston College) vs RICHMOND (Sep 07, 2019) [8-163]
Receiving yards	169	Sage Surratt (Wake Forest) vs NORTH CAROLINA (Sep 13, 2019)
	158	Sage Surratt (Wake Forest) vs UTAH STATE (Aug 30, 2019)
	158	Scotty Washington (Wake Forest) at Rice (Sep 06, 2019)
Receptions	12	Emeka Emezie (NC State) at West Virginia (Sep 14, 2019)
	12	Taysir Mack (Pitt) at Penn State (Sep 14, 2019)
Yards per catch	45.5	Zay Flowers (Boston College) vs VIRGINIA TECH (Aug 31, 2019) [2-91]
	35.2	Tutu Atwell (Louisville) vs WKU (Sep 14, 2019) [4-141]
Receiving TDs	3	Tutu Atwell (Louisville) vs WKU (Sep 14, 2019)
	2	Scotty Washington (Wake Forest) at Rice (Sep 06, 2019)
	2	Jalon Calhoun (Duke) vs NORTH CAROLINA A&T (Sep 07, 2019)
	2	Trishton Jackson (Syracuse) at Maryland (Sep 07, 2019)
	2	Marshon Ford (Louisville) vs ECU (Sep 07, 2019)
	2	Aaron Young (Duke) at Middle Tennessee (Sep 14, 2019)
	2	Amari Rodgers (Clemson) at Syracuse (Sep 14, 2019)
	2	Larry Hodges (Miami) vs BETHUNE-COOKMAN (Sep 14, 2019)
Longest reception	87	Amari Rodgers (Clemson) at Syracuse (Sep 14, 2019)
	75	Tamorrion Terry (Florida State) vs BOISE STATE (Aug 31, 2019)
Field goal attempts	4	Noah Ruggles (North Carolina) vs South Carolina (Aug 31, 2019)
	4	Brian Delaney (Virginia) at Pitt (8/31/19)
	4	Bubba Baxa (Miami) at North Carolina (Sep 07, 2019)
Field goals made	3	Noah Ruggles (North Carolina) vs South Carolina (Aug 31, 2019)
	3	Brian Delaney (Virginia) at Pitt (8/31/19)
Longest field goal	53	Ricky Aguayo (Florida State) at Virginia (Sep 14, 2019)
	51	B.T. Potter (Clemson) vs GEORGIA TECH (Aug 29, 2019)
Field goal pct	100.0	Christopher Dunn (NC State) vs EAST CAROLINA (Aug 31, 2019) [2-2]
	100.0	Nick Sciba (Wake Forest) at Rice (Sep 06, 2019) [2-2]
	100.0	Christopher Dunn (NC State) vs WESTERN CAROLINA (Sep 07, 2019) [2-2]
	100.0	AJ Reed (Duke) at Middle Tennessee (Sep 14, 2019) [2-2]
	100.0	Andre Szmyt (Syracuse) vs CLEMSON (Sep 14, 2019) [2-2]
PAT kicks attempted	7	B.T. Potter (Clemson) vs GEORGIA TECH (Aug 29, 2019)
	7	Brian Delaney (Virginia) vs WILLIAM & MARY (Sep 06, 2019)
	7	Bubba Baxa (Miami) vs BETHUNE-COOKMAN (Sep 14, 2019)
PAT kicks made	7	B.T. Potter (Clemson) vs GEORGIA TECH (Aug 29, 2019)

**2019 Atlantic Coast Conference
Individual Game Highs Through games of Sep 16, 2019**

	7	Brian Delaney (Virginia) vs WILLIAM & MARY (Sep 06, 2019)
	7	Bubba Baxa (Miami) vs BETHUNE-COOKMAN (Sep 14, 2019)
PAT kicks pct	100.0	B.T. Potter (Clemson) vs GEORGIA TECH (Aug 29, 2019) [7-7]
	100.0	Brian Delaney (Virginia) vs WILLIAM & MARY (Sep 06, 2019) [7-7]
	100.0	Bubba Baxa (Miami) vs BETHUNE-COOKMAN (Sep 14, 2019) [7-7]
Punts	10	Ben Kiernan (North Carolina) at Wake Forest (Sep 13, 2019)
Yards punted	470	Sterling Hofrichter (Syracuse) vs CLEMSON (Sep 14, 2019) [9-470]
Longest punt	69	Oscar Bradburn (Virginia Tech) vs OLD DOMINION (Sep 07, 2019)
	66	Oscar Bradburn (Virginia Tech) vs FURMAN (Sep 14, 2019)
Punting avg	56.7	Oscar Bradburn (Virginia Tech) vs OLD DOMINION (Sep 07, 2019) [3-170]
	52.2	Sterling Hofrichter (Syracuse) vs CLEMSON (Sep 14, 2019) [9-470]
Punt returns	7	Maurice Ffrench (Pitt) vs OHIO (9/7/19)
	5	Ahmarean Brown (Georgia Tech) vs USF (Sep 06, 2019)
Punt return yards	51	Billy Kemp IV (Virginia) vs WILLIAM & MARY (Sep 06, 2019)
	41	Sean Riley (Syracuse) at Liberty (Aug 31, 2019)
Longest punt return	33	Tutu Atwell (Louisville) vs ECU (Sep 07, 2019)
	31	Sean Riley (Syracuse) at Liberty (Aug 31, 2019)
Punt return avg	18.0	Tutu Atwell (Louisville) vs ECU (Sep 07, 2019) [2-36]
	16.0	D.J. Matthews (Florida State) vs ULM (Sep 07, 2019) [2-32]
Kick returns	7	Travis Levy (Boston College) vs KANSAS (Sep 13, 2019)
	5	Keyshawn Helton (Florida State) vs ULM (Sep 07, 2019)
Kick return yards	189	Travis Levy (Boston College) vs KANSAS (Sep 13, 2019)
	135	Keyshawn Helton (Florida State) vs ULM (Sep 07, 2019)
Kick return avg	48.0	Tobias Oliver (Georgia Tech) vs THE CITADEL (Sep 14, 2019) [2-96]
	46.5	Terius Wheatley (Virginia Tech) vs OLD DOMINION (Sep 07, 2019) [2-93]
Longest kick return	100	Joe Reed (Virginia) vs WILLIAM & MARY (Sep 06, 2019)
	71	Terius Wheatley (Virginia Tech) vs OLD DOMINION (Sep 07, 2019)
Kick return TDs	1	Joe Reed (Virginia) vs WILLIAM & MARY (Sep 06, 2019)
Combined PR/KR yards	189	Travis Levy (Boston College) vs KANSAS (Sep 13, 2019) [0pr-189kr]
	135	Keyshawn Helton (Florida State) vs ULM (Sep 07, 2019) [0pr-135kr]
Interceptions	2	Myles Wolfolk (North Carolina) vs South Carolina (Aug 31, 2019)
Interception return yds	85	Nick Grant (Virginia) vs WILLIAM & MARY (Sep 06, 2019)
	41	Tre Swilling (Georgia Tech) at Clemson (Aug 29, 2019)
	41	Trill Williams (Syracuse) vs CLEMSON (Sep 14, 2019)
Interception return avg	16.5	Myles Wolfolk (North Carolina) vs South Carolina (Aug 31, 2019) [2-33]
Longest interception rtn	85	Nick Grant (Virginia) vs WILLIAM & MARY (Sep 06, 2019)
	42	Myles Wolfolk (North Carolina) vs South Carolina (Aug 31, 2019)
Interception return TDs	1	Nick Grant (Virginia) vs WILLIAM & MARY (Sep 06, 2019)
All-purpose yards	248	Cam Akers (Florida State) vs ULM (Sep 07, 2019)
	208	Travis Etienne (Clemson) vs GEORGIA TECH (Aug 29, 2019)
Tackles	15.0	Justin Strnad (Wake Forest) vs NORTH CAROLINA (Sep 13, 2019) [6-9]
	14.0	Jeremiah Gemmel (North Carolina) vs MIAMI (Sep 07, 2019) [8-6]
	14.0	David Curry (Georgia Tech) vs THE CITADEL (Sep 14, 2019) [6-8]
Sacks	3.0	Tomon Fox (North Carolina) vs MIAMI (Sep 07, 2019) [3-0]
	3.0	Jaylen Twyman (Pitt) vs OHIO (9/7/19) [3-0]
Tackles for loss	4.0	Chris Rumph II (Duke) at Middle Tennessee (Sep 14, 2019) [4-0]
	3.5	Rayshard Ashby (Virginia Tech) at Boston College (Aug 31, 2019) [3-1]
	3.5	Isaiah Simmons (Clemson) at Syracuse (Sep 14, 2019) [3-1]

**2019 Atlantic Coast Conference
Individual Stellar Games Through games of Sep 16, 2019**

200-Yard Rushing Performances

205 Travis Etienne (Clemson) vs GEORGIA TECH (Aug 29, 2019)

100-Yard Rushing Performances

205 Travis Etienne (Clemson) vs GEORGIA TECH (Aug 29, 2019)
193 Cam Akers (Florida State) vs ULM (Sep 07, 2019)
151 AJ Dillon (Boston College) vs KANSAS (Sep 13, 2019)
125 Kenneth Walker (Wake Forest) at Rice (Sep 06, 2019)
123 Javian Hawkins (Louisville) vs ECU (Sep 07, 2019)
122 Javian Hawkins (Louisville) vs ND (Sep 02, 2019)
119 Zonovan Knight (NC State) vs WESTERN CAROLINA (Sep 07, 2019)
119 Keshawn King (Virginia Tech) vs FURMAN (Sep 14, 2019)
116 Cam Akers (Florida State) vs BOISE STATE (Aug 31, 2019)
108 DeeJay Dallas (Miami) vs BETHUNE-COOKMAN (Sep 14, 2019)
107 DeeJay Dallas (Miami) at North Carolina (Sep 07, 2019)
107 Quentin Harris (Duke) at Middle Tennessee (Sep 14, 2019)
105 Cade Carney (Wake Forest) vs UTAH STATE (Aug 30, 2019)
102 Javonte Williams (North Carolina) vs South Carolina (Aug 31, 2019)

Number of 100-Yard Rushing Performances

Cam Akers, Florida State - 2
DeeJay Dallas, Miami - 2
Javian Hawkins, Louisville - 2
Cade Carney, Wake Forest - 1
AJ Dillon, Boston College - 1
Travis Etienne, Clemson - 1
Quentin Harris, Duke - 1
Keshawn King, Virginia Tech - 1
Zonovan Knight, NC State - 1
Kenneth Walker, Wake Forest - 1
Javonte Williams, North Carolina - 1

500-Yard Passing Performances

None

400-Yard Passing Performances

401 Jamie Newman (Wake Forest) vs UTAH STATE (Aug 30, 2019)

300-Yard Passing Performances

401 Jamie Newman (Wake Forest) vs UTAH STATE (Aug 30, 2019)
395 Trevor Lawrence (Clemson) at Syracuse (Sep 14, 2019)
372 Kenny Pickett (Pitt) at Penn State (Sep 14, 2019)
345 Quentin Harris (Duke) vs NORTH CAROLINA A&T (Sep 07, 2019)
344 Ryan Willis (Virginia Tech) at Boston College (Aug 31, 2019)
330 Tommy DeVito (Syracuse) at Maryland (Sep 07, 2019)
327 James Blackman (Florida State) vs BOISE STATE (Aug 31, 2019)

**2019 Atlantic Coast Conference
Individual Stellar Games Through games of Sep 16, 2019**

- 321 Kenny Pickett (Pitt) vs OHIO (9/7/19)
- 312 Jamie Newman (Wake Forest) at Rice (Sep 06, 2019)
- 309 Jarren Williams (Miami) at North Carolina (Sep 07, 2019)
- 308 Matthew McKay (NC State) vs EAST CAROLINA (Aug 31, 2019)

Number of 300-Yard Passing Performances

Jamie Newman, Wake Forest - 2
Kenny Pickett, Pitt - 2
James Blackman, Florida State - 1
Tommy DeVito, Syracuse - 1
Quentin Harris, Duke - 1
Trevor Lawrence, Clemson - 1
Matthew McKay, NC State - 1
Jarren Williams, Miami - 1
Ryan Willis, Virginia Tech - 1

200-Yard Receiving Performances

None

100-Yard Receiving Performances

- 169 Sage Surratt (Wake Forest) vs NORTH CAROLINA (Sep 13, 2019)
- 158 Sage Surratt (Wake Forest) vs UTAH STATE (Aug 30, 2019)
- 158 Scotty Washington (Wake Forest) at Rice (Sep 06, 2019)
- 157 Trishton Jackson (Syracuse) at Maryland (Sep 07, 2019)
- 150 Tee Higgins (Clemson) at Syracuse (Sep 14, 2019)
- 141 Tutu Atwell (Louisville) vs WKU (Sep 14, 2019)
- 138 Maurice Ffrench (Pitt) vs OHIO (9/7/19)
- 125 Taysir Mack (Pitt) at Penn State (Sep 14, 2019)
- 121 Amari Rodgers (Clemson) at Syracuse (Sep 14, 2019)
- 106 Aaron Young (Duke) at Middle Tennessee (Sep 14, 2019)
- 105 Jalon Calhoun (Duke) vs NORTH CAROLINA A&T (Sep 07, 2019)
- 103 Emeka Emezie (NC State) at West Virginia (Sep 14, 2019)

Number of 100-Yard Receiving Performances

Sage Surratt, Wake Forest - 2
Tutu Atwell, Louisville - 1
Jalon Calhoun, Duke - 1
Emeka Emezie, NC State - 1
Maurice Ffrench, Pitt - 1
Tee Higgins, Clemson - 1
Trishton Jackson, Syracuse - 1
Taysir Mack, Pitt - 1
Amari Rodgers, Clemson - 1
Scotty Washington, Wake Forest - 1
Aaron Young, Duke - 1

**2019 Atlantic Coast Conference
Individual Stellar Games Sep 15, 2019**

- 321 Kenny Pickett (Pitt) vs OHIO (9/7/19)
- 312 Jamie Newman (Wake Forest) at Rice (Sep 06, 2019)
- 309 Jarren Williams (Miami) at North Carolina (Sep 07, 2019)
- 308 Matthew McKay (NC State) vs EAST CAROLINA (Aug 31, 2019)

Number of 300-Yard Passing Performances

Jamie Newman, Wake Forest - 2
Kenny Pickett, Pitt - 2
James Blackman, Florida State - 1
Tommy DeVito, Syracuse - 1
Quentin Harris, Duke - 1
Trevor Lawrence, Clemson - 1
Matthew McKay, NC State - 1
Jarren Williams, Miami - 1
Ryan Willis, Virginia Tech - 1

200-Yard Receiving Performances

None

100-Yard Receiving Performances

- 169 Sage Surratt (Wake Forest) vs NORTH CAROLINA (Sep 13, 2019)
- 158 Sage Surratt (Wake Forest) vs UTAH STATE (Aug 30, 2019)
- 158 Scotty Washington (Wake Forest) at Rice (Sep 06, 2019)
- 157 Trishton Jackson (Syracuse) at Maryland (Sep 07, 2019)
- 150 Tee Higgins (Clemson) at Syracuse (Sep 14, 2019)
- 141 Tutu Atwell (Louisville) vs WKU (Sep 14, 2019)
- 138 Maurice Ffrench (Pitt) vs OHIO (9/7/19)
- 125 Taysir Mack (Pitt) at Penn State (Sep 14, 2019)
- 121 Amari Rodgers (Clemson) at Syracuse (Sep 14, 2019)
- 106 Aaron Young (Duke) at Middle Tennessee (Sep 14, 2019)
- 105 Jalon Calhoun (Duke) vs NORTH CAROLINA A&T (Sep 07, 2019)
- 103 Emeka Emezie (NC State) at West Virginia (Sep 14, 2019)

Number of 100-Yard Receiving Performances

Sage Surratt, Wake Forest - 2
Tutu Atwell, Louisville - 1
Jalon Calhoun, Duke - 1
Emeka Emezie, NC State - 1
Maurice Ffrench, Pitt - 1
Tee Higgins, Clemson - 1
Trishton Jackson, Syracuse - 1
Taysir Mack, Pitt - 1
Amari Rodgers, Clemson - 1
Scotty Washington, Wake Forest - 1
Aaron Young, Duke - 1