



VIRGINIA

VIRGINIA ATHLETICS MEDIA RELATIONS
 295 Massie Road, Room 154
 Charlottesville, VA 22904
Men's Basketball Contact: Erich Bacher
OFFICE: (434) 982-5530 • **CELL:** (720) 318-5538
E-mail: bacher@virginia.edu
ON THE WEB: VirginiaSports.com
ON TWITTER: @UVMensHoops, @ErichJBacher

22 NCAA TOURNAMENT APPEARANCES • 2 NCAA FINAL FOUR BERTHS • 13 NIT APPEARANCES • 10 ALL-AMERICANS • 24 ALL-ACC FIRST TEAM SELECTIONS

GAME INFORMATION

Date / Time: Monday, March 4, 2019 / 7 p.m. ET
Site: Syracuse, N.Y. / Carrier Dome (35,012)
ESPN: Sean McDonough (pxp), Jay Bilas (analyst), Allison Williams (reporter)
Westwood One: Kevin Kugler (pxp), PJ Carlesimo (analyst)
Virginia Sports Radio Network:
 Dave Koehn (pxp), Jimmy Miller (analyst)
Satellite Radio: Sirius (81), XM (81), Internet (81)
Live Stats/Twitter: VirginiaSports.com/@UVMensHoops
Virginia vs. Syracuse: 6-5 (5-1 in ACC)
Charlottesville: 3-1 (3-1 at John Paul Jones Arena)
Syracuse: 2-2 (2-2 at Carrier Dome); **Neutral:** 1-2
NCAA Tournament: 1-2
First Meeting: March 22, 1984 (W, 63-55 in Atlanta)
Last Meeting: Feb. 3, 2019 (W, 59-44 in Syracuse)
Winning Streak: Virginia, 2 games



[2/2] VIRGINIA CAVALIERS (26-2, 14-2 ACC)

Head Coach: Tony Bennett (Green Bay, 1992)
 Record at UVA: 245-88 (10th season), Career Record: 314-121 (13th season)

AT SYRACUSE ORANGE (19-10, 10-6 ACC)

Head Coach: Jim Boeheim (Syracuse, 1966)
 Career Record: 945-377 (43rd season), Record at Syracuse: Same

FOR OPENERS

- UVA (14-2) is tied for first in the ACC, while Syracuse (10-6) is sixth.
- The Cavaliers have 26 or more wins in five of the last six seasons.
- UVA has 14 or more ACC wins for the fourth time in school history.
- UVA clinched its ACC-leading fifth double bye for the 2019 ACC Tournament (since 2014).
- The Cavaliers have a two-game winning streak vs. Syracuse.

UVA IN KEN POM EFFICIENCY RATINGS

- As of March 4, UVA ranks No. 1 in the KenPom.com overall ratings, No. 2 in adjusted defense and No. 4 in adjusted offense efficiency.
- UVA is shooting 47.9 percent (second best in Bennett era), 40 percent from 3-point range (second best in school history) and 75.5 percent from the free throw line (second best in school history).

UVA IN THE NATIONAL STATISTICAL RANKINGS

- As of March 4, UVA ranks first nationally in scoring defense (54.1 ppg), fewest turnovers (257), 3-point field goal percentage defense (26.7%) and fewest fouls (402), second in turnovers per game (9.2), third in scoring margin (17.7) and winning percentage (92.9%), fourth in 3-point field goal percentage (40%) and field goal percentage defense (37.4%), fifth in assist-to-turnover ratio (1.57), seventh in personal fouls per game (14.4), 22nd in rebound margin (6.2) and 26th in free throw percentage (75.5).

LAST TIME OUT

- Kyle Guy scored 17 points to lead No. 2 Virginia to a 73-49 win over Pitt on March 2.
- Ty Jerome added 13 points and De'Andre Hunter chipped in 12 points and five assists as Virginia improved to 26-2, 14-2 ACC.
- The Cavaliers used a 16-0 run to gain a 39-19 halftime lead.
- UVA shot 58.5 percent from the floor and went 9 of 16 from 3-point range in its sixth consecutive win.
- Kihei Clark added six points and four assists.
- Pitt (12-17, 2-14 ACC) was led by Jared Wilson-Frame's 15 points.

FIVE CAVALIERS AMONG ACC LEADERS

- As of March 4, Kyle Guy ranks first in the ACC in 3-pointers (3.1), third in 3-point percentage (43.9%), 10th in minutes (33.9) and 13th in scoring (15.1).
- Ty Jerome ranks third in assists (5.0) and assist-to-turnover ratio (3.0) and 19th in minutes (32.4).
- De'Andre Hunter ranks third in the ACC in field goal percentage (54.7%), fifth in free throw percentage (80%) and 12th in scoring (15.2).
- Mamadi Diakite ranks ninth in blocked shots (1.54) and Braxton Key ranks 22nd in rebounding (5.7).

VIRGINIA RANKED NO. 2 IN AP POLL

- Virginia is ranked No. 2 for the second straight week in the latest AP poll.
- UVA has been ranked in the AP top six in 27 consecutive polls.
- UVA has been ranked in the AP for 33 straight polls and has been ranked in the top 10 in each of the past 29 polls.
- UVA was ranked No. 5 in the preseason polls and has been ranked in the top 10 in the preseason rankings in four of the past five seasons.
- In 2017-18, Virginia became the fourth team in the Top 25 era to earn a No. 1 ranking after being unranked in the preseason.

A WIN VS. SYRACUSE WOULD GIVE VIRGINIA:

- 27 or more wins for the fifth time in the last six seasons.
- 15 or more league wins for the fourth time in school history.
- A seven-game winning streak.
- A three-game winning streak vs. Syracuse.

ALL-TIME VS. SYRACUSE

- UVA is 6-5 all-time against Syracuse, including a 5-1 mark in ACC action, in the series that dates back to 1983-84.
- The Cavaliers swept a two-game series vs. Syracuse last season, posting a 68-61 win in Charlottesville and 59-44 win in Syracuse.
- UVA is 2-2 vs. the Orange at the Carrier Dome, including last season's win and another (59-47) coming during the 2014-15 season.
- The Cavaliers have held the Orange to 68 or fewer points in each of the last seven meetings between the teams.
- Head coach Tony Bennett is 5-2 all-time against Syracuse.

LAST TIME VS. THE ORANGE

- De'Andre Hunter scored 15 points, Kyle Guy added 14 as then-No. 2 Virginia smothered struggling Syracuse 59-44 on Feb. 3, 2018.
- Virginia, which beat the Orange 68-61 in January of 2018, won its 14th straight for its best start in conference play since the 1980-81 team started 12-0.
- The Orange shot under 40 percent in the January loss to the Cavaliers and fared worse the second time around. Syracuse finished 17 of 51 (33.3 percent) and its 44 points were its fewest ever in the Carrier Dome.
- Mamadi Diakite matched a then-career best with 12 points as UVA owned a 27-0 advantage in bench points.
- Isaiah Wilkins matched a season high with four blocked shots.
- UVA had 19 assists on its 23 made field goals.
- Tyus Battle (15 points) and Frank Howard (11 points) combined to shoot just 10 of 34 from the field for the Orange.

GETTING DEFENSIVE

- UVA ranks first nationally in scoring defense at 54.1 ppg.
- The Cavaliers have limited 10 opponents to fewer than 50 points (Coppin State, Morgan State, Towson, Wisconsin, VCU, William & Mary, Clemson, Wake Forest, Miami and Pitt).
- UVA has held 22 opponents to 40 percent or less field goal shooting and 25 opponents to 33 percent or less 3-point shooting.
- The Cavaliers have forced 23 shot clock violations.
- UVA has out-rebounded 23 opponents.
- Bennett-coached teams have led the nation in scoring defense five times and finished in the top-five nationally in nine of 12 seasons.

2018-19 SCHEDULE/RESULTS - 26-2, 14-2 ACC

Date	Opponent	TV	Time/Result
Nov. 6	[5] TOWSON	ACCNE	W, 73-42
Nov. 11	[5] GEORGE WASH.	ACCNE	W, 76-57
Nov. 16	[4] COPPIN STATE	ACCNE	W, 97-40
Nov. 21	[4] Middle Tenn. ^	ESPN2	W, 74-52
Nov. 22	[4] Dayton ^	ESPN	W, 66-59
Nov. 23	[4] Wisconsin (25) ^	ESPN	W, 53-46
Nov. 28	[4] at Maryland (24) %	ESPN	W, 76-71
Dec. 3	[4] MORGAN STATE	ACCNE	W, 83-45
Dec. 9	[4] VCU	RSN	W, 57-49
Dec. 19	[5] at South Carolina	SEC	W, 69-52
Dec. 22	[5] WILLIAM & MARY	ACCNE	W, 72-40
Dec. 31	[4] MARSHALL	RSN	W, 100-64
Jan. 5	[4] FLORIDA STATE (9) *	ESPN2	W, 65-52
Jan. 9	[4] at Boston College *	ESPNU	W, 83-56
Jan. 12	[4] at Clemson *	Raycom	W, 63-43
Jan. 15	[4] VIRGINIA TECH (9) *	Raycom	W, 81-59
Jan. 19	[4] at Duke (1) *	ESPN	L, 72-70
Jan. 22	[3] WAKE FOREST *	RSN	W, 68-43
Jan. 26	[3] at Notre Dame *	CBS	W, 82-55
Jan. 29	[3] at NC State * (23)	ESPN2	W, 66-65 OT
Feb. 2	[3] MIAMI *	Raycom	W, 56-46
Feb. 9	[3] DUKE (2) *	ESPN	L, 81-71
Feb. 11	[4] at North Carolina (8) *	ESPN	W, 69-61
Feb. 16	[4] NOTRE DAME *	Raycom	W, 60-54
Feb. 18	[3] at Virginia Tech * (20)	ESPN	W, 64-58
Feb. 23	[3] at Louisville * (22)	Raycom	W, 64-52
Feb. 27	[2] GEORGIA TECH *	ESPN2	W, 81-51
Mar. 2	[2] PITT *	Raycom	W, 73-49
Mar. 4	[2] at Syracuse *	ESPN	7 p.m.
Mar. 9	[2] LOUISVILLE * (RV)	ESPN	4 p.m.
Mar. 14	at ACC Tournament	TBA	TBA

HOME GAMES IN BOLD CAPS

All Times Eastern
 ^ - Battle 4 Atlantis, Nassau, Bahamas; % - ACC/B1G Challenge
 * - ACC game

PRONUNCIATION GUIDE

FRANCESCO BADOCCHI Fran-CHESS-co Bah-Dokey
 MAMADI DIAKITE Mama-DEE, DEE-ah-KEE-tay
 KIHAI CLARK KEY-HEY

VIRGINIA'S STARTING LINEUP VS. PITT (3/2/19)

Pos.	No.	Player (Hometown)	Yr.	Ht.	Wt.	PPG	RPG	2018-19 NOTES
G	0	Kihei Clark (Woodland Hills, Calif.)	Fr.	5-9	155	4.2	2.6(a)	Started 10 games; 14 assists & 0 turnovers past 3 games
G	5	Kyle Guy (Indianapolis, Ind.)	Jr.	6-2	175	15.1	4.3	UVA's all-time 3-point leader at 43.1 percent
G	11	Ty Jerome (New Rochelle, N.Y.)	Jr.	6-5	195	13.0	5.0(a)	15 points & 11 assists at UNC; 4+ assists in 20 games
G	12	De'Andre Hunter (Philadelphia, Pa.)	R-So.	6-7	225	15.2	5.3	Career-high 26 pts at UL; 15-game double figure streak
C	33	Jack Salt (Auckland, New Zealand)	R-Sr.	6-10	250	3.9	4.1	Started 101 of 117 career games

OFF THE BENCH

F	25	Mamadi Diakite (Guinea, Africa)	R-Jr.	6-9	228	7.2	4.0	20-game block streak from Dec. 3-Feb. 27
G	2	Braxton Key (Charlotte, N.C.)	Jr.	6-8	225	6.3	5.7	6+ boards in 16 games; 5 points & 5 rebounds vs. Pitt
F	30	Jay Huff (Durham, N.C.)	R-So.	7-1	232	5.0	2.5	Averaging 8.3 pts, 5.6 rebs & 1.3 blocks past 3 games
G	24	Marco Anthony (San Antonio, Texas)	So.	6-4	212	1.4	0.6	11 assists & 12 rebounds in 19 games; 6 points vs. Pitt

VIRGINIA HEAD COACH TONY BENNETT

- Three-time National and ACC Coach of the Year Tony Bennett has a 245-88 (.736) mark in 10 seasons at Virginia and 314-121 (.722) career mark in 13 seasons.
- Bennett became the 80th active Division I head coach to win his 300th career game against Marshall on Dec. 31, 2018.
- In 2017-18, Bennett led Virginia to its eighth ACC regular-season title, third ACC Tournament championship, school-record 31 wins, ACC-record 17 league wins and ACC-record 9-0 mark on the road.
- Bennett was named the USBWA Henry Iba National Coach of the Year for the third time to rank second all-time behind legendary John Wooden, who captured the award six times.
- Bennett also earned Division I National Coach of the Year honors from the AP, USA Today and NABC.
- He has led UVA to outright ACC regular-season and tournament championships in the same season two times (2014 and 2018).
- Bennett has guided UVA to five straight NCAA Tournament appearances for the first time in school history and has led UVA to 26 or more wins for the fifth time in the past six seasons.
- Bennett is the sixth coach in ACC history to win at least three outright ACC regular-season titles (Frank McGuire, Vic Bubas, Dean Smith, Mike Krzyzewski and Roy Williams).
- Bennett has led UVA to a school-best 16 or more ACC wins in three of the last five seasons and a school-record seven straight seasons with 11 or more ACC wins.
- He has led UVA to a school-best eight straight 20-win seasons.
- Bennett guided UVA to a school-record 89 wins over three seasons from 2014-16, eclipsing 88 wins from 1981-83.
- Bennett has led UVA to seven consecutive postseason tournaments (NCAA in 2012, 2014, 2015, 2016, 2017 and 2018 and NIT in 2013).
- In 2015-16, Bennett led UVA to its first NCAA Elite Eight appearance since 1995 with 29 wins.
- Bennett was named 2015 USBWA National Coach of the Year and ACC Coach of the Year after leading Virginia to a then-school-record tying 30 wins and its second consecutive ACC regular-season title.
- Bennett led the Cavaliers to 30 wins in back-to-back seasons (2014-2015) for the first time in school history.
- UVA is 126-35 (.782) in non-conference action, 119-53 (.692) in ACC play and 142-26 (.845) at home under Tony Bennett.
- Bennett ranks sixth all-time in winning percentage at .692, among ACC head coaches with 100 or more ACC regular-season wins.

HOW ARE THESE CAVALIERS?

- We play defense, take good shots, share and take care of the basketball, rebound and play more defense.
- We are led by the quartet of Ty Jerome, Kyle Guy, De'Andre Hunter and Jack Salt.
- Jerome, Guy or Hunter have led or tied for the UVA scoring lead in each of its 28 contests.
- Alabama transfer Braxton Key is averaging 6.3 points and a team-high 5.7 rebounds, while Mamadi Diakite has averaged 7.2 points, 4.0 rebounds and 1.54 blocked shots.
- Newcomer Kihei Clark has started 10 games and has chipped in 68 assists and 20 3-pointers. Clark broke his left wrist against Morgan State, but hasn't missed a game while playing with a cast.
- Jay Huff has averaged 5.0 points and 2.5 rebounds off the bench.
- Marco Anthony, Kody Stattmann and Francesco Badocchi provide depth and Francisco Caffaro is redshirting the 2018-19 season.
- Manager Grant Kersey has appeared in nine games.

SEASON ACCOMPLISHMENTS

- Virginia has 26 or more wins for the fifth time in the last six seasons.
- UVA has won 25 or more games for the ninth time in school history with five of the nine under 10th year head coach Tony Bennett.
- Virginia has won 23 or more games for a school-record seven consecutive seasons.
- UVA has won 14 or more ACC games for the fourth time in school history (2014, 2015, 2018, 2019).
- The Cavaliers have won 11 or more ACC games for a school-record seven consecutive seasons.
- The Cavaliers have won 14 or more home games in six of the last seven seasons.
- UVA has captured an ACC-record five ranked road wins, tied for most all-time with UConn (1998-99).
- UVA has tied a school record with eight wins vs. ranked opponents.
- Head coach Tony Bennett captured his 300th career win.
- De'Andre Hunter earned MVP honors at the Battle 4 Atlantis as UVA captured its sixth consecutive Thanksgiving holiday tournament.
- Kyle Guy became the 48th member of the 1,000 point club at UVA.
- Virginia reached the 100-point mark for the first time under Bennett in its 100-64 win over Marshall on Dec. 31, 2018.

TYING US TOGETHER

- UVA floor general Ty Jerome is averaging a career-high 13 points, 4.1 rebounds, 5.0 assists and 1.3 steals.
- Jerome has reached double figures in 19 games, including three 20-point efforts, highlighted by a season-high 25 at South Carolina.
- Jerome tallied 14 points and a career-high 12 assists against Virginia Tech for his first career double-double.
- Jerome added 15 points and 11 assists at North Carolina for his second career double-double.

NATIONAL DEFENSIVE PPG RANKINGS UNDER BENNETT

Year	School	Pts/Gm	Rank
2006-07	Washington State	59.5	17th
2007-08	Washington State	56.4	3rd
2008-09	Washington State	55.4	1st
2009-10	Virginia	63.6	54th
2010-11	Virginia	62.4	36th
2011-12	Virginia	54.2	2nd
2012-13	Virginia	55.6	5th
2013-14	Virginia	55.7	1st
2014-15	Virginia	51.5	1st
2015-16	Virginia	60.1	2nd
2016-17	Virginia	56.4	1st
2017-18	Virginia	54.0	1st
2018-19	Virginia	54.1	1st

- Jerome has handed out four or more assists in 20 games.
- Jerome is the first Cavalier to score 20 or more points in the first two games of a season since Sylvan Landesberg in 2008-09 (28 vs. VMI and 21 vs. USF).
- Jerome sank 10 of 14 3-pointers in UVA's first two games and is the first Cavalier to make 10 3-pointers in the first two games of a season since Curtis Staples (10 of 24) in 1997-98.
- Jerome was named to the Battle 4 Atlantis All-Tournament team.
- In 2017-18, Jerome earned All-ACC third-team honors after averaging 10.6 points and 3.9 assists.

THIS GUY GETS BUCKETS

- Returning All-American Kyle Guy is averaging a career-high 15.1 points and leads the team in 3-pointers (86) and free throw accuracy (84.2 percent).
- The 6-2 sharpshooter was named ACC Player of the Week on Jan. 7 after averaging 25.5 points and 6.5 rebounds in wins against Marshall and then-No. 9 Florida State.
- Guy set a UVA school record with 11 consecutive 3-pointers over the two-game span.
- He has scored 20 or more points 12 times in his career, including a three-game 20-point streak from Feb. 11-18 (first UVA player since Malcolm Brogdon from Feb. 12-27, 2016).
- Guy has made five or more 3-pointers in 14 games.
- Guy ranks 39th all-time in scoring at UVA with 1,159 career points.
- Guy ranks fifth all-time in the ACC and first at UVA with a 43.1 percent career 3-point shooting percentage.
- Guy ranks sixth all-time at UVA with 220 career 3-pointers.
- In 2017-18, Guy reached double figures in 28 games and led the Cavaliers in scoring in 15 contests.
- Guy averaged 16.7 points to earn ACC Tournament MVP honors.
- Guy owns the fourth and fifth longest 3-point field goal streaks in school history at 28 games (2017-18) and 25 games (2018-19), respectfully.

DRE'S WAY


- De'Andre Hunter has led UVA in scoring in 13 games, averaging a career-high 15.2 points and 5.3 rebounds.
- Hunter tallied a career-high 26 points at Louisville for his ninth career 20-point game.
- He earned Battle 4 Atlantis MVP honors and ACC Player of the Week accolades after averaging 19.3 points and 7.7 rebounds.
- Hunter has seven 20-point games in 2018-19 (Coppin State, Dayton, Wisconsin, Virginia Tech, North Carolina, Notre Dame and Louisville).
- Hunter recorded his third career double-double with 20 points and 10 rebounds vs. Notre Dame on Feb. 16.
- Hunter recorded his second career double-double with 13 points and 10 rebounds vs. Towson.
- Hunter recorded a career-high nine assists vs. Middle Tennessee.
- He is shooting 54.7 percent from the floor, 46 percent from 3-point range and 80 percent from the charity stripe.
- Hunter averaged 9.2 points and 3.5 rebounds en route to ACC Sixth Man of the Year honors in 2017-18.
- Hunter fractured his left wrist during the ACC Tournament and missed the NCAA Tournament.

THE ELECTRIC 70s, AWESOME 80s & DIVINE 90s

- Virginia has scored 70 or more points in 15 games (13-2) and is 120-8 when scoring at least 70 points under Tony Bennett.
- UVA has scored 80 or more points in seven games (7-0) and is 33-1 when scoring 80 or more points under Bennett with its lone loss a 93-81 decision at North Carolina in 2012-13.
- Bennett was 4-0 when scoring 80+ points at Washington State.
- UVA scored 100 points against Marshall for the first time under Tony Bennett and added 97 points against Coppin State.
- UVA is 4-0 all-time when scoring 90 or more points under Bennett.

WORLD WIDE CAVALIERS

- Virginia and Maine lead the nation with current players from five different continents. In addition to North America, UVA is represented by Africa (Mamadi Diakite), Europe (Francesco Badocchi), South America (Francisco Caffaro) and Australia (Kody Stattmann).
- New Zealander Jack Salt gives the Cavaliers five foreign players.



**HEAD COACH
TONY BENNETT**
10TH SEASON

PERSONAL

Birthdate: June 1, 1969
Birthplace: Clintonville, Wis.

Family: wife, Laurel; daughter, Anna; son, Eli

EDUCATION

College: Green Bay, 1992

COACHING EXPERIENCE

- 1999-00 Wisconsin (staff volunteer)
- 2000-01 Wisconsin (assistant coach)
- 2003-04 Washington State (assistant coach)
- 2004-06 Washington State (associate head coach)
- 2006-09 Washington State (head coach)
- 2009- Virginia (head coach)

THE BENNETT RECORD

Year	School	Record (Conf)	Postseason
2006-07	Washington St.	26-8 (13-5)	NCAA 2nd Round
2007-08	Washington St.	26-9 (11-7)	NCAA Sweet 16
2008-09	Washington St.	17-16 (8-10)	NIT 1st Round
2009-10	Virginia	15-16 (5-11)	
2010-11	Virginia	16-15 (7-9)	
2011-12	Virginia	22-10 (9-7)	NCAA 2nd Round
2012-13	Virginia	23-12 (11-7)	NIT Quarterfinals
2013-14	Virginia	30-7 (16-2)	NCAA Sweet 16
2014-15	Virginia	30-4 (16-2)	NCAA Third Round
2015-16	Virginia	29-8 (13-5)	NCAA Elite Eight
2016-17	Virginia	23-11 (11-7)	NCAA 1st Round
2017-18	Virginia	31-3 (17-1)	NCAA 2nd Round
2018-19	Virginia	26-2 (14-2)	
Total	13 seasons	314-121	
Virginia	10 seasons	245-88	

BENNETT VS. 2018-19 OPPONENTS

Opponent	Career	Virginia
Boston College	9-4	9-4
Butler	1-0	1-0
Clemson	11-3	11-3
Coppin State	1-0	1-0
Dayton	1-0	1-0
Duke	3-11	3-11
Florida State	8-7	8-7
George Washington	2-1	2-1
Georgia Tech	12-2	12-2
Louisville	8-1	8-1
Marshall	1-0	1-0
Maryland	8-4	8-4
Miami	8-6	8-6
Middle Tennessee	1-0	1-0
Morgan State	3-0	3-0
North Carolina	9-8	9-7
NC State	12-2	12-2
Notre Dame	8-1	7-1
Pitt	8-2	8-1
South Carolina	1-0	1-0
Syracuse	5-2	5-2
Towson	2-0	2-0
VCU	3-1	3-1
Virginia Tech	14-6	14-6
Wake Forest	8-4	8-4
William & Mary	3-0	3-0
Wisconsin	3-1	3-1

NATIONAL RANKINGS

ASSOCIATED PRESS (Monday, March 4)

1	Gonzaga (42)	29-2	1578
2	Virginia (21)	26-2	1553
3	North Carolina	24-5	1428
4	Duke (1)	25-4	1399
5	Tennessee	26-3	1366
6	Kentucky	24-5	1274
7	Michigan	26-4	1216
8	Texas Tech	24-5	1100
9	Michigan State	23-6	1039
10	LSU	24-5	1005
11	Purdue	22-7	999
12	Houston	27-2	895
13	Kansas	22-7	798
14	Florida State	23-6	702
15	Virginia Tech	22-6	668
16	Marquette	23-6	626
17	Nevada	26-3	579
18	Kansas State	22-7	499
19	Buffalo	26-3	437
20	Cincinnati	25-4	408
21	Wisconsin	20-9	322
22	Wofford	26-4	269
23	Villanova	22-8	214
24	Maryland	21-9	207
25	UCF	22-6	48

Others receiving votes: Auburn 43, Mississippi State 25, Iowa State 21, Utah State 17, **VCU 14**, Washington 14, **Louisville 12**, New Mexico State 8, Baylor 7, Belmont 7, Old Dominion 3

USA TODAY COACHES (Monday, March 4)

1	Gonzaga (27)	29-2	795
2	Virginia (5)	26-2	772
3	North Carolina	24-5	720
4	Duke	25-4	682
	Tennessee	26-3	682
6	Kentucky	24-5	633
7	Michigan	26-4	576
8	Texas Tech	24-5	561
9	Purdue	22-7	533
10	LSU	24-5	486
11	Michigan State	23-6	475
12	Houston	27-2	444
13	Florida State	23-6	369
14	Kansas	22-7	350
15	Marquette	23-6	344
16	Virginia Tech	22-6	332
17	Kansas State	22-7	323
18	Nevada	26-3	279
19	Cincinnati	25-4	246
20	Buffalo	26-3	217
21	Wisconsin	20-9	142
22	Wofford	26-4	113
23	Villanova	22-8	88
24	Maryland	21-9	82
25	Iowa State	20-9	24

Others receiving votes: Washington 22, UCF 22, **Louisville 20**, Mississippi State 14, Auburn 12, Baylor 11, Utah State 9, Arizona State 5, Florida 5, Hofstra 5, **VCU 3**, Iowa 2, Texas 1, Belmont 1

2018-19 Opponents in Bold

WATCH ME NOW

- Ty Jerome (Bob Cousy Award), Kyle Guy (Jerry West Award) and De'Andre Hunter (Julius Erving Award) were named to preseason and top-10 finalist award watch lists.
- Guy and Hunter were named to the John R. Wooden Award presented by Wendy's Men's Late Season Top 20 Watch List.
- Guy and Hunter are among 30 players on the midseason 2019 Citizen Naismith Trophy Men's Player of the Year watch list and 20 players for the NABA Division I Player of the Year award.
- Hunter was named to the midseason watch list for the USBWA Oscar Robertson Player of the Year award and is a semifinalist for the Naismith Defensive Player of the Year award.
- Tony Bennett is a late season candidate for the 2019 Werner Ladder Naismith Men's College Coach of the Year.

THERE'S NO PLACE LIKE HOME

- Virginia is 180-42 (.811) in 13 seasons at John Paul Jones Arena.
- The Cavaliers are 14-1 at JPY with their lone loss to then-No. 2 Duke.
- UVA is 142-26 (.845), including a 107-11 (.907) mark the past seven seasons, at home under Tony Bennett.
- Virginia is an ACC-leading 56-6 (.903) in league home games over the past seven seasons. Duke is second at 54-8 (.871).
- UVA has won 11 or more home games for 10 straight seasons.
- UVA has a 17-game nonconference home winning streak.
- UVA is 73-6 at home in nonconference action under Bennett.

UVA VS. RANKED OPPONENTS

- UVA is 39-33 against ranked opponents in the Tony Bennett era, including an 8-2 mark in 2018-19.
- UVA's eight ranked wins lead the nation.
- The Cavaliers have posted an ACC record five ranked wins on the road, which is also tied with UConn (1998-99) for the most all-time in poll history since 1948-49.
- UVA has posted back-to-back wins vs. ranked opponents two times (Wisconsin and Maryland and Virginia Tech and Louisville) for the first time in the regular season since 1982 (Georgetown and Houston).
- The Cavaliers are 154-328 vs. ranked opponents since 1953-54.
- UVA's win over then-No. 4 Duke in 2017-18 marked the Cavaliers first road win vs. a top-5 foe since 1993 (77-69 over No. 3 Duke).
- UVA is 1-30 all-time vs. No. 1-ranked opponents (86-73 win vs. No. 1 North Carolina on Jan. 30, 1986).

HOLDING FOES UNDER 50

- Virginia has held 10 opponents (10-0) to fewer than 50 points and is 86-2 when achieving the mark in the Tony Bennett era.
- Bennett-coached teams are 111-3 when holding opponents to fewer than 50 points (25-1 in three years at Washington State).
- UVA is 23-0 under Bennett when limiting foes to 40 or fewer points.

DOCTOR, DOCTOR, MR. M.D.

- Mamadi Diakite's 20-game blocked shot streak from Dec. 3-Feb. 27 was the third longest in school history behind Ralph Sampson's 55-game streak from 1981-83 and 49-game streak from 1979-81.
- Diakite blocked 11 shots over three games from Jan. 26-Feb. 2, marking the most since Travis Watson swatted away 12 shots over a three-game span in 2002.
- Diakite ranks ninth in the ACC with 1.54 blocked shots per game.

50-40-75 CLUB

- Virginia is 35-0 when shooting at least 50 percent from the field, 40 percent from 3-point range and 75 percent from the free throw line in the same game under head coach Tony Bennett.
- UVA is 4-0 this season after achieving the mark against Coppin State, Marshall, Virginia Tech and Pitt.

2018-19 UNIVERSITY OF VIRGINIA CAVALIERS

No.	Name	Pos.	Ht.	Wt.	Yr.
0	Kihei Clark	Fr.	G	5-9	155
1	Francesco Badocchi	R-Fr.	F	6-7	205
2	Braxton Key	Jr.	G	6-8	225
5	Kyle Guy **	Jr.	G	6-2	175
10	Jayden Nixon	Fr.	G	6-3	189
11	Ty Jerome **	Jr.	G	6-5	195
12	De'Andre Hunter *	R-So.	G	6-7	225
13	Grant Kersey	Jr.	G	6-1	160
22	Francisco Caffaro	Fr.	C	7-0	233
23	Kody Statmann	Fr.	G	6-7	187
24	Marco Anthony *	So.	G	6-4	212
25	Mamadi Diakite **	R-Jr.	F	6-9	228
30	Jay Huff *	R-So.	F	7-1	232
33	Jack Salt ***	R-Sr.	C	6-10	250
45	Austin Katstra *	So.	F	6-6	217

Head Coach: Tony Bennett (Green Bay '92/10th season)

Associate Head Coach: Jason Williford (Virginia '95/10th season)

Assistant Coaches: Brad Soderberg (UW-Stevens Point '85/4th season), Orlando Vandross (AIC '92/4th season)

Director of Recruiting/Player Development: Kyle Getter (Hanover College '01/1st season)

Director of Scouting/Recruiting: Larry Mangino (Montclair State '83/3rd season)

Director of Player Personnel: Johnny Carpenter (Virginia '13/4th season)

Associate AD for Men's Basketball: Ronnie Wideman (Washington State '06/10th season)

Strength and Conditioning Coach: Mike Curtis (Virginia '98/10th season); **Athletic Trainer:** Ethan Saliba (Kansas '79/36th season)

RECORDS WATCH

- Kyle Guy ranks first at UVA and fifth in ACC history in career 3-point shooting accuracy at 43.1 percent.
- Ty Jerome is fifth on UVA's career list at 39.4 percent.
- Guy's 86 3-pointers in 2018-19 rank fifth on UVA's single-season list. Guy needs nine 3-pointers to move into fourth on the list.
- Guy ranks sixth on UVA's career 3-pointers list with 220 career 3-pointers. Guy needs two 3-pointers to pass J.R. Reynolds for fifth.
- Guy is 39th on UVA's career scoring list with 1,159 points and needs 20 points to move into 37th.
- Mamadi Diakite's 43 blocked shots are tied for ninth with Isaiah Wilkins (2016-17) on UVA's single-season list. Diakite needs seven blocked shots to pass Chris Alexander (1995-96) and Wilkins (2017-18) for seventh on the list.

THREE CAVALIERS EARN PRESEASON ALL-ACC HONORS

- Kyle Guy joined preseason ACC Player of the Year Luke Maye (North Carolina), RJ Barrett (Duke), Tyus Battle (Syracuse) and Ky Bowman on the All-ACC first team.
- De'Andre Hunter and Ty Jerome were joined on the second team by Zion Williamson (Duke), Justin Robinson (Virginia Tech) and Marcquise Reed (Clemson).

UVA INKS MORSELL AND SHEDRICK

- Guard Casey Morsell (Fort Washington, Md./St. John's College High School) and forward Kadin Shedrick (Raleigh, N.C./Holly Springs High School) signed NLI's with the Cavaliers.
- The 6-3, 190-pound Morsell averaged 14 points and 4.3 rebounds for St. John's College High School (Washington, D.C.) in 2017-18.
- The 6-11, 200-pound Shedrick averaged 16.2 points and 9.8 for Holly Springs in 2017-18.

HOOS GO STREAKING ON THE ROAD

- The Cavaliers' recent 12-game league road winning streak (2017-19) ended with the 72-70 loss at Duke on Jan. 19.
- The streak ranks fourth all-time in ACC history behind Duke's 24-game streak (1998-2001) and 14-game streak (1962-64) and NC State's 13-game streak (1972-74).

CAVALIERS IN THE NBA

- Justin Anderson (Atlanta), Malcolm Brogdon (Milwaukee), Joe Harris (Brooklyn) and Mike Scott (Philadelphia) are former Cavaliers who are playing in the NBA this season.
- Brogdon, who earned NBA Rookie of the Year honors for Milwaukee in 2016-17, is in his third season with the Bucks.
- Scott is in his seventh season and Harris is in his fifth NBA season (third with Brooklyn), while Anderson is in his fourth season.
- Harris captured the 2019 NBA All-Star 3-point shooting title in Charlotte on Feb. 16, defeating Golden State's Stephen Curry 26-24 in the final round.
- Dallas head coach Rick Carlisle helped the Cavaliers to their last NCAA Final Four in 1984.

VIRGINIA PICKED 2ND IN THE ACC

- Virginia was picked to finish second in the ACC preseason poll.
- The Cavaliers, who were picked sixth and finished first last season, have finished at or higher than their predicted finish in nine of the last 10 seasons.
- Duke was the preseason favorite, followed by UVA, North Carolina, Syracuse, Virginia Tech, Clemson, Florida State, NC State, Notre Dame, Miami, Louisville, Boston College, Georgia Tech, Wake Forest and Pitt.

ON THE HORIZON

- No. 2 Virginia hosts Louisville during Senior Day on Saturday, March 9. Tipoff at John Paul Jones Arena is set for 4 p.m. on ESPN.

Hometown/High School [Previous College]

Woodland Hills, Calif./Taft Charter
Milan, Italy/Bishop Miege (Kan.)
Charlotte, N.C./Oak Hill Academy/Alabama
Indianapolis, Ind./Lawrence Central
Charlottesville, Va./Choate Rosemary Hall (Conn.)
New Rochelle, N.Y./Iona Prep
Philadelphia, Pa./Friends' Central School
Charlottesville, Va./Albemarle
El Trebo, Sante Fe, Argentina/NBA Global Academy
Bentley Park, Queensland, Australia/St. Augustine's College
San Antonio, Texas/Holmes
Conakry, Guinea, Africa/Blue Ridge School (Va.)
Durham, N.C./Voyager Academy
Auckland, New Zealand/Westlake
Charlottesville, Va./Albemarle



Official Basketball Box Score -- Game Totals -- Final Statistics

VCU vs Virginia
12/09/18 1:30 pm at



VCU 49 • 7-3

Box score table for VCU vs Virginia. Columns include Player, FG-FGA, 3-Ptr, FT-FTA, Rebounds, PF, TP, A TO Blk Stl, Min. Totals: 18-61, 6-29, 7-11, 15 19 34, 21 49, 7 8 4 2, 200.

FG % 1st Half: 10-27 37.0% 2nd half: 8-34 23.5% Game: 18-61 29.5%
3FG % 1st Half: 3-11 27.3% 2nd half: 3-18 16.7% Game: 6-29 20.7%
FT % 1st Half: 1-3 33.3% 2nd half: 6-8 75.0% Game: 7-11 63.6%

Virginia 57 • 9-0

Box score table for Virginia vs VCU. Columns include Player, FG-FGA, 3-Ptr, FT-FTA, Rebounds, PF, TP, A TO Blk Stl, Min. Totals: 13-44, 5-18, 26-30, 12 26 38, 18 57, 9 12 2 4, 200.

FG % 1st Half: 8-23 34.8% 2nd half: 5-21 23.8% Game: 13-44 29.5%
3FG % 1st Half: 3-10 30.0% 2nd half: 2-8 25.0% Game: 5-18 27.8%
FT % 1st Half: 10-12 83.3% 2nd half: 16-18 88.9% Game: 26-30 86.7%

Officials: Pat Driscoll, Tony Henderson, Lee Cassell
Technical fouls: VCU-None, Virginia-None.
Attendance: 13648
2018-19 Men's Basketball. Round: 0. VCU vs Virginia. Played at .

Score by periods table for VCU vs Virginia. Shows 1st, 2nd, and Total scores for both teams.

Official Basketball Box Score - Final
William & Mary vs Virginia

Game Time: 2:00 PM
Game Duration: 1:57

William & Mary - 40 • 4-8

Box score table for William & Mary vs Virginia. Columns include Player, FG-FGA, 3-Ptr, FT-FTA, Rebounds, PF, TP, A TO Blk Stl, Min. Totals: 16-49, 2-20, 6-16, 7 17 24, 17 40, 3 7 3 4, 200:00.

Virginia - 72 • 11-0

Box score table for Virginia vs William & Mary. Columns include Player, FG-FGA, 3-Ptr, FT-FTA, Rebounds, PF, TP, A TO Blk Stl, Min. Totals: 24-50, 5-13, 19-21, 9 33 42, 17 72, 12 7 1 4, 200:00.

Officials: William Covington, Jr., Earl Walton, Jeremy Mosier
Technical fouls: William & Mary - NONE, Virginia - NONE
Attendance: 14623

Score by periods table for William & Mary vs Virginia. Shows 1st, 2nd, and Total scores for both teams.

Last FG - UWM 2nd-4:01, UVA 2nd - 0:26.
Largest lead - UWM by 0 1st - 19:36, UVA by 72 2nd - 0:26
UWM led for 1:36, UVA led for 37:15. Game was tied for 00:57

Score tied - 2 times.
Lead changed - 3 times.



Official Basketball Box Score -- Game Totals -- Final Statistics

Virginia vs South Carolina
12/19/18 7:01 p.m.ET at Columbia, S.C. (Colonial Life Arena)

Virginia 69 • 10-0

Box score table for Virginia vs South Carolina. Columns include Player, FG-FGA, 3-Ptr, FT-FTA, Rebounds, PF, TP, A TO Blk Stl, Min. Totals: 26-59, 8-24, 9-13, 10 23 33, 15 69, 15 5 2 6, 200.

FG % 1st Half: 12-31 38.7% 2nd half: 14-28 50.0% Game: 26-59 44.1%
3FG % 1st Half: 4-12 33.3% 2nd half: 4-12 33.3% Game: 8-24 33.3%
FT % 1st Half: 5-6 83.3% 2nd half: 4-7 57.1% Game: 9-13 69.2%

South Carolina 52 • 4-6

Box score table for South Carolina vs Virginia. Columns include Player, FG-FGA, 3-Ptr, FT-FTA, Rebounds, PF, TP, A TO Blk Stl, Min. Totals: 20-55, 3-18, 9-13, 12 25 37, 15 52, 9 12 4 4, 200.

FG % 1st Half: 11-31 35.5% 2nd half: 9-24 37.5% Game: 20-55 36.4%
3FG % 1st Half: 2-13 15.4% 2nd half: 1-5 20.0% Game: 3-18 16.7%
FT % 1st Half: 2-2 100.0% 2nd half: 7-11 63.6% Game: 9-13 69.2%

Officials: Doug Shows, Joe Lindsey, Pat Driscoll
Technical fouls: Virginia-None, South Carolina-None.
Attendance: 12291

Score by periods table for Virginia vs South Carolina. Shows 1st, 2nd, and Total scores for both teams.

Points in game table showing VA and SC points in each quarter.

Last FG - VA 2nd-02:36, SC 2nd-01:43.
Largest lead - VA by 19 2nd-01:57, SC None.
VA led for 39:32, SC led for 00:00. Game was tied for 00:19.

Score tied - 0 times.
Lead changed - 0 times.

Official Basketball Box Score - Final
Marshall vs Virginia

Game Time: 1:00 PM
Game Duration: 1:50

Marshall - 64 • 7-6

Box score table for Marshall vs Virginia. Columns include Player, FG-FGA, 3-Ptr, FT-FTA, Rebounds, PF, TP, A TO Blk Stl, Min. Totals: 20-57, 6-22, 18-23, 6 17 23, 20 64, 5 13 4 11, 200:00.

Virginia - 100 • 12-0

Box score table for Virginia vs Marshall. Columns include Player, FG-FGA, 3-Ptr, FT-FTA, Rebounds, PF, TP, A TO Blk Stl, Min. Totals: 33-62, 12-27, 22-26, 14 31 45, 18 100, 18 16 5 7, 200:00.

Officials: Mike Eades, Doug Simons, Jamie Luckie
Technical fouls: Marshall - C.Burks, Virginia - NONE
Attendance: 14623

Score by periods table for Marshall vs Virginia. Shows 1st, 2nd, and Total scores for both teams.

Points in game table showing MAR and UVA points in each quarter.

Last FG - MAR 2nd-01:17, UVA 2nd - 0:01.
Largest lead - MAR by 0 1st - 20:00, UVA by 91 2nd - 3:19
MAR led for 00:00, UVA led for 37:48. Game was tied for 01:51

Score tied - 2 times.
Lead changed - 0 times.



Official Basketball Box Score -- Game Totals -- Final Statistics
Florida St. vs Virginia
 01/05/19 3:00 pm at



Florida St. 52 • 12-2

##	Player	f/c/g	Total			3-Ptr			Rebounds			PF	TP	A	TO	Blk	Stl	Min
			FG-FGA	FG-FGA	FT-FTA	FG-FGA	FG-FGA	FT-FTA	Off	Def	Tot							
00	Phil Cofer	f	3-8	2-6	1-3	1	3	4	2	9	1	0	0	0	0	0	25	
21	Christ Koumadje	c	1-2	0-0	0-2	1	1	2	2	2	0	0	1	0	1	14		
03	Trent Forrest	g	0-2	0-0	1-2	0	4	4	1	1	2	0	1	0	0	27		
05	PJ Savoy	g	3-5	2-4	0-0	0	1	1	2	8	0	2	0	5	12			
23	M.J. Walker	g	1-4	1-3	4-4	0	1	1	1	7	2	3	1	0	26			
01	RaiQuan Gray	g	1-5	0-3	0-0	1	3	4	2	2	0	2	0	0	15			
11	David Nichols	g	2-5	0-2	1-1	0	1	1	2	5	1	2	0	2	20			
13	Anthony Polite	g	1-2	1-2	2-2	0	2	2	0	5	0	1	0	0	15			
14	Terance Mann	g	0-3	0-1	0-0	0	2	2	3	0	0	1	1	1	18			
24	Devin Vassell	g	1-1	0-0	4-6	0	0	0	0	6	1	0	0	0	5			
25	Mfiondu Kabengele	g	2-7	0-2	1-4	2	5	7	4	5	0	2	2	0	19			
31	Wyatt Wilkes	g	0-0	0-0	2-3	0	0	0	0	2	1	0	0	1	2			
35	Harrison Prieto	g	0-0	0-0	0-0	0	1	1	0	0	0	0	0	0	2			
Team						2	1	3										
Totals			15-44	6-23	16-27	8	24	32	19	52	8	15	6	9			200	

FG % 1st Half: 6-19 31.6% 2nd half: 9-25 36.0% Game: 15-44 34.1% Deadball Rebounds 5
 3FG % 1st Half: 3-12 25.0% 2nd half: 3-11 27.3% Game: 6-23 26.1%
 FT % 1st Half: 8-15 53.3% 2nd half: 8-12 66.7% Game: 16-27 59.3%

Virginia 65 • 13-0

##	Player	f/c/g	Total			3-Ptr			Rebounds			PF	TP	A	TO	Blk	Stl	Min
			FG-FGA	FG-FGA	FT-FTA	FG-FGA	FG-FGA	FT-FTA	Off	Def	Tot							
25	Mamadi Diakite	f	2-6	0-0	2-3	1	3	4	2	6	0	1	1	1	25			
33	Jack Salt	c	0-2	0-0	2-2	2	3	5	2	2	1	0	0	0	22			
05	Kyle Guy	g	7-11	5-6	2-2	0	5	5	1	21	3	1	0	1	33			
11	Ty Jerome	g	2-11	0-4	2-2	1	3	4	0	6	6	1	0	0	30			
12	De'Andre Hunter	g	2-8	0-1	2-2	1	5	6	3	6	1	0	0	0	27			
00	Kihei Clark	g	0-2	0-0	0-0	1	0	1	0	0	1	1	0	1	19			
01	Francesco Badocchi	g	1-1	0-0	0-0	0	0	0	0	2	0	0	0	0	3			
02	Braxton Key	g	7-11	2-5	4-4	0	6	6	1	20	0	0	0	1	26			
10	Jayden Nixon	g	0-0	0-0	0-0	0	0	0	0	2	0	1	0	0	1			
13	Grant Kersey	g	0-0	0-0	0-0	0	0	0	0	0	0	1	0	0	1			
23	Kody Stattmann	g	0-0	0-0	0-1	0	1	1	2	0	2	0	0	0	3			
24	Marco Anthony	g	0-0	0-0	2-2	0	0	0	0	2	0	2	0	0	3			
30	Jay Huff	g	0-0	0-0	0-0	0	0	0	0	2	0	0	1	0	6			
45	Austin Katstra	g	0-0	0-0	0-0	0	0	0	0	0	0	0	0	0	1			
Team						3	1	4										
Totals			21-52	7-16	16-18	9	27	36	16	65	12	11	2	4			200	

FG % 1st Half: 13-27 48.1% 2nd half: 8-25 32.0% Game: 21-52 40.4% Deadball Rebounds 0
 3FG % 1st Half: 6-12 50.0% 2nd half: 1-4 25.0% Game: 7-16 43.8%
 FT % 1st Half: 10-11 90.9% 2nd half: 6-7 85.7% Game: 16-18 88.9%

Officials: Tim Comer, Brian O'Connell, Ron Groover
 Technical fouls: Florida St.-Phil Cofer. Virginia-Jack Salt.
 Attendance: 14623
 2018-19 Men's Basketball. Round: 0. Florida St. vs Virginia. Played at .

Score by periods	1st	2nd	Total
Florida St.	23	29	52
Virginia	42	23	65

Official Basketball Box Score -- Game Totals -- Final Statistics
Virginia vs Boston College
 1/9/19 9:00 pm at Chestnut Hill, Mass. - Conte Forum

Virginia 83 • 14-0; 2-0 ACC

##	Player	f/c/g	Total			3-Ptr			Rebounds			PF	TP	A	TO	Blk	Stl	Min
			FG-FGA	FG-FGA	FT-FTA	FG-FGA	FG-FGA	FT-FTA	Off	Def	Tot							
25	Mamadi Diakite	f	9-12	0-0	0-0	3	4	7	3	18	0	1	2	1	25			
33	Jack Salt	c	3-3	0-0	1-2	1	1	2	3	7	0	1	1	1	14			
05	Kyle Guy	g	4-9	2-6	0-0	0	8	8	1	10	5	1	1	2	35			
11	Ty Jerome	g	4-9	2-5	3-4	1	3	4	3	13	4	2	0	1	31			
12	De'Andre Hunter	g	6-11	2-3	4-7	2	4	6	0	18	2	1	0	0	35			
00	Kihei Clark	g	0-2	0-2	0-0	0	0	0	0	3	0	4	2	0	19			
01	Francesco Badocchi	g	0-0	0-0	0-0	0	0	0	0	0	0	0	0	0	3			
02	Braxton Key	g	4-5	0-1	1-1	0	9	9	0	9	2	0	2	0	27			
23	Kody Stattmann	g	1-1	1-1	0-0	0	1	1	0	3	0	0	0	0	2			
24	Marco Anthony	g	0-1	0-0	0-0	0	0	0	0	0	0	0	0	0	2			
30	Jay Huff	g	2-2	1-1	0-0	0	1	1	3	5	0	2	0	0	7			
Team						1	2	3										
Totals			33-55	8-19	9-14	8	33	41	16	83	17	11	6	5			200	

FG % 1st Half: 18-32 56.3% 2nd half: 15-23 65.2% Game: 33-55 60.0% Deadball Rebounds 4
 3FG % 1st Half: 5-11 45.5% 2nd half: 3-8 37.5% Game: 8-19 42.1%
 FT % 1st Half: 2-5 40.0% 2nd half: 7-9 77.8% Game: 9-14 64.3%

Boston College 56 • 9-5; 0-2 ACC

##	Player	f/c/g	Total			3-Ptr			Rebounds			PF	TP	A	TO	Blk	Stl	Min
			FG-FGA	FG-FGA	FT-FTA	FG-FGA	FG-FGA	FT-FTA	Off	Def	Tot							
01	HAMILTON, Jaius	f	1-4	0-2	2-2	0	6	6	4	4	0	1	0	0	30			
21	POPOVIC, Nik	f	7-12	1-2	1-2	3	0	3	3	16	0	1	0	0	34			
00	BOWMAN, Ky	g	5-12	4-7	1-2	0	3	3	2	15	2	2	0	1	38			
05	TABBS, Wynston	g	4-9	0-3	1-2	0	2	2	2	9	1	0	0	0	27			
25	CHATMAN, Jordan	g	3-12	1-6	0-0	1	1	2	1	7	2	2	0	0	33			
02	WILSON, Avery	g	0-0	0-0	0-0	0	1	1	0	0	1	0	0	1	2			
03	HAMILTON, Jared	g	0-0	0-0	0-0	0	1	1	0	0	0	1	0	0	9			
04	HERREN Jr., Chris	g	1-3	1-3	0-0	0	0	0	0	3	0	0	0	1	17			
10	MEZNIKS, Ervins	g	0-0	0-0	0-0	0	0	0	0	0	0	1	0	1	2			
11	BAKER Jr., Vin	g	0-1	0-1	0-0	0	0	0	0	0	0	0	0	0	2			
13	KRALJEVIC, Luka	g	1-4	0-1	0-1	0	0	0	0	2	0	0	0	0	6			
Team						2	1	3										
Totals			22-57	7-25	5-9	6	25	21	12	56	6	9	0	4			200	

FG % 1st Half: 13-29 44.8% 2nd half: 9-28 32.1% Game: 22-57 38.6% Deadball Rebounds 0
 3FG % 1st Half: 5-14 35.7% 2nd half: 2-11 18.2% Game: 7-25 28.0%
 FT % 1st Half: 0-0 0.0% 2nd half: 5-9 55.6% Game: 5-9 55.6%

Officials: Raymie Styons, Tony Henderson, Jamie Luckie
 Technical fouls: Virginia-None. Boston College-None.
 Attendance: 5738

Score by periods	1st	2nd	Total
Virginia	43	40	83
Boston College	31	25	56

Points	In Paint	Off T/O	2nd Chance	Fast Break	Bench
Virginia	46	7	12	5	17
Boston College	26	11	6	7	5

Last FG - UVA 2nd-00:42, BC 2nd-00:58.
 Largest lead - UVA by 30 2nd-03:30, BC by 2 1st-17:12.
 UVA led for 34:13. BC led for 03:33. Game was tied for 02:14.
 Score tied - 3 times.
 Lead changed - 6 times.



Official Basketball Box Score -- Game Totals -- Final Statistics
Virginia Tech vs Clemson
 01/12/19 12:06 PM at Clemson, S.C. (Littlejohn Coliseum)



Virginia Tech 63 • 15-0 (3-0 ACC)

##	Player	f/c/g	Total			3-Ptr			Rebounds			PF	TP	A	TO	Blk	Stl	Min
			FG-FGA	FG-FGA	FT-FTA	FG-FGA	FG-FGA	FT-FTA	Off	Def	Tot							
25	Mamadi Diakite	f	0-2	0-0	0-0	1	4	5	2	0	0	1	1	0	19			
33	Jack Salt	c	3-5	0-0	1-3	3	5	8	3	7	0	2	0	0	21			
05	Kyle Guy	g	5-15	3-9	0-0	0	3	3	1	13	1	1	0	1	35			
11	Ty Jerome	g	3-9	2-4	0-0	0	3	3	0	8	5	2	0	1	33			
12	De'Andre Hunter	g	4-10	2-4	2-2	0	7	7	3	12	1	1	0	0	31			
00	Kihei Clark	g	1-4	1-2	2-2	1	0	1	2	5	1	0	0	0	20			
01	Francesco Badocchi	g	0-0	0-0	0-0	0	0	0	0	0	0	0	0	0	1			
02	Braxton Key	g	3-5	1-1	0-1	2	6	8	1	7	3	1	0	2	25			
23	Kody Stattmann	g	0-0	0-0	0-0	0	1	1	0	0	0	0	0	0	2			
24	Marco Anthony	g	0-2	0-1	0-0	0	0	0	0	0	0	0	0	0	3			
30	Jay Huff	g	4-5	1-2	2-4	1	6	7	1	11	0	0	1	0	10			
Team						2	1	3										
Totals			23-57	10-23	7-12	10	36	46	13	63	11	8	2	4			200	

FG % 1st Half: 10-26 38.5% 2nd half: 13-31 41.9% Game: 23-57 40.4% Deadball Rebounds 1
 3FG % 1st Half: 5-13 38.5% 2nd half: 5-10 50.0% Game: 10-23 43.5%
 FT % 1st Half: 2-2 100.0% 2nd half: 5-10 50.0% Game: 7-12 58.3%

Clemson 43 • 10-6 (0-3 ACC)

##	Player	f/c/g	Total			3-Ptr			Rebounds			PF	TP	A	TO	Blk	Stl	Min
			FG-FGA	FG-FGA	FT-FTA	FG-FGA	FG-FGA	FT-FTA	Off	Def	Tot							
14	THOMAS, Elijah	f	4-10	0-0	0-2	3	9	12	3	8	0	4	1	1	31			
24	SKARA, David	f	3-8	1-2	2-2	1	5	6	2	9	0	1	0	1	38			
25	SIMMS, Aamir	f	1-8	0-5	0-0	0	2	2	1	2	1	0	1	1				



Official Basketball Box Score -- Game Totals -- Final Statistics
Virginia vs Duke
 01/19/19 6:00 pm at Cameron Indoor Stadium (Durham, N.C.)



Virginia 70 • 16-1,4-1

#	Player	Total		3-Ptr		Rebounds			PF	TP	A	TO	Blk	Stl	Min
		FG-FGA	FG-FGA	FG-FGA	FT-FTA	Off	Def	Tot							
25	Mamadi Diakite	f	1-5	0-2	0-0	0	1	1	4	2	0	0	1	0	17
33	Jack Salt	c	2-2	0-0	1-2	1	3	4	2	5	0	1	0	0	27
05	Kyle Guy	g	6-12	2-7	0-0	2	4	6	1	14	1	1	0	1	37
11	Ty Jerome	g	6-13	1-5	1-3	1	3	4	2	14	4	1	0	0	35
12	De'Andre Hunter	g	8-14	0-2	2-4	1	3	4	3	18	0	1	0	1	38
00	Kihe Clark		1-2	0-0	0-0	0	1	1	2	2	1	2	0	1	18
02	Braxton Key		2-3	0-1	7-8	1	5	6	4	11	2	1	1	1	21
30	Jay Huff		2-2	0-0	0-0	0	1	1	2	4	0	1	2	0	7
Team						1	2	3							
Totals			28-53	3-17	11-17	7	23	30	20	70	8	8	4	4	200

FG % 1st Half: 15-26 57.7% 2nd half: 13-27 48.1% Game: 28-53 52.8% Deadball Rebounds 2
 3FG % 1st Half: 1-8 12.5% 2nd half: 2-9 22.2% Game: 3-17 17.6%
 FT % 1st Half: 1-3 33.3% 2nd half: 10-14 71.4% Game: 11-17 64.7%

Duke 72 • 15-2, 4-1

#	Player	Total		3-Ptr		Rebounds			PF	TP	A	TO	Blk	Stl	Min
		FG-FGA	FG-FGA	FG-FGA	FT-FTA	Off	Def	Tot							
01	Zion Williamson	f	10-16	0-1	7-14	3	6	9	2	27	1	3	1	2	38
02	Cam Reddish	f	3-12	1-6	2-4	1	7	8	4	9	1	4	0	2	37
05	RJ Barrett	f	11-19	1-6	7-11	0	5	5	0	30	3	1	0	0	40
41	Jack White	f	2-3	0-1	0-0	2	2	4	3	4	0	0	0	1	40
20	Marques Bolden	c	0-0	0-0	2-2	2	2	4	4	2	0	0	0	0	33
12	Javin DeLaurier		0-0	0-0	0-0	0	0	0	5	0	0	0	0	7	
15	Alex O'Connell		0-1	0-0	0-0	0	0	0	0	0	1	0	0	0	5
Team						2	0	2							
Totals			26-51	2-14	18-31	10	22	32	18	72	6	8	1	5	200

FG % 1st Half: 14-32 43.8% 2nd half: 12-19 63.2% Game: 26-51 51.0% Deadball Rebounds 5
 3FG % 1st Half: 2-10 20.0% 2nd half: 0-4 0.0% Game: 2-14 14.3%
 FT % 1st Half: 7-9 77.8% 2nd half: 11-22 50.0% Game: 18-31 58.1%

Officials: Tim Clougherty, James Breeding, Jamie Luckie
 Technical fouls: Virginia-None. Duke-None.
 Attendance: 9314

Score by periods	1st	2nd	Total
Virginia	32	38	70
Duke	37	35	72

Last FG - UVA 2nd-00:00, DU 2nd-02:18.
 Largest lead - UVA by 2 1st-19:13, DU by 8 2nd-00:44.
 UVA led for 03:39. DU led for 33:23. Game was tied for 02:58.
 Score tied - 7 times.
 Lead changed - 15 times.

Official Basketball Box Score - Final

Game Time: 9:00 PM
 Game Duration: 1:48

Wake Forest vs Virginia
 01/22/19 John Paul Jones Arena, Charlottesville, Va.

Wake Forest - 45 • 8-0 (1-5)

#	Player	Total		3-Ptr		Rebounds			PF	TP	A	TO	Blk	Stl	Min
		FG-FGA	FG-FGA	FG-FGA	FT-FTA	Off	Def	Tot							
10	Jaylen Hoard	F	3-12	0-3	0-0	1	5	6	0	6	1	1	1	1	34:27
30	Olivier Sarr	C	5-9	1-3	0-0	5	3	8	3	11	0	0	0	0	29:06
0	Brandon Childress	G	4-12	3-9	1-2	2	4	6	3	12	3	4	0	0	31:41
2	Sharone Wright, Jr.	G	3-5	2-3	0-0	1	3	4	1	8	0	0	0	3	25:33
23	Chaundee Brown	G	0-5	0-4	0-0	0	1	1	3	0	1	2	0	0	18:00
4	Torry Johnson	G	0-1	0-0	2-3	0	3	3	1	2	4	3	0	0	16:52
1	Isaiah Mucius		1-5	0-1	0-0	0	2	2	3	2	1	0	0	0	19:10
20	Michael Wynn		0-3	0-1	2-2	1	0	1	2	0	0	0	1	0	12:19
34	Sunday Okeke		0-2	0-0	0-0	0	2	2	2	0	0	0	1	1	08:43
41	Aaron Spivey		1-1	0-0	0-0	0	0	0	0	2	0	0	0	0	01:55
31	Blake Buchanan		0-0	0-0	0-0	0	0	0	0	0	0	0	0	0	01:07
40	Anthony Bilas		0-0	0-0	0-0	0	0	0	1	0	0	0	0	0	01:07
Team						0	4	4							
Totals			17-55	6-24	5-7	10	27	37	19	45	10	11	3	5	200:00

FG % 1st: 9-28 32.1% 2nd: 8-27 29.6% Game: 17-55 30.9% Deadball Rebounds 0,0
 3PT % 1st: 5-14 35.7% 2nd: 1-10 10.0% Game: 6-24 25.0%
 FT % 1st: 0-0 0.0% 2nd: 5-7 71.4% Game: 5-7 71.4%

Virginia - 68 • 17-1 (5-1)

#	Player	Total		3-Ptr		Rebounds			PF	TP	A	TO	Blk	Stl	Min
		FG-FGA	FG-FGA	FG-FGA	FT-FTA	Off	Def	Tot							
25	Mamadi Diakite	F	4-9	0-0	3-3	6	1	7	3	11	0	2	1	1	22:09
33	Jack Salt	C	3-5	0-0	1-2	2	6	8	2	7	0	1	1	1	19:51
5	Kyle Guy	G	3-10	3-7	3-4	0	4	0	12	3	2	0	2	2	29:23
11	Ty Jerome	G	4-13	2-5	0-0	0	3	3	2	10	5	0	0	1	33:51
12	De'Andre Hunter	G	3-5	1-1	4-5	2	5	7	1	11	5	0	1	0	31:23
0	Kihe Clark		0-2	0-0	0-0	0	0	0	4	0	1	0	0	0	16:49
2	Braxton Key		1-5	0-3	2-2	1	6	7	0	4	1	0	1	1	22:11
30	Jay Huff		4-6	1-1	3-3	2	2	2	12	0	0	2	0	0	13:06
1	Francesco Badocchi		0-0	0-0	0-0	0	0	0	0	0	0	0	0	0	03:01
24	Marco Anthony		0-0	0-0	1-2	0	0	0	0	1	0	1	0	0	03:01
23	Kody Stattmann		0-1	0-1	0-0	0	0	0	0	0	0	0	0	0	01:55
10	Jayden Nixon		0-0	0-0	0-0	0	0	0	0	0	0	0	0	0	01:40
45	Austin Katstra		0-1	0-0	0-0	1	0	1	0	0	0	0	0	0	01:40
Team						0	2	2							
Totals			22-57	7-21	17-21	12	29	41	15	68	14	7	6	6	200:00

FG % 1st: 14-31 45.2% 2nd: 8-26 30.8% Game: 22-57 38.6% Deadball Rebounds 0,1
 3PT % 1st: 4-11 36.4% 2nd: 3-10 30.0% Game: 7-21 33.3%
 FT % 1st: 4-6 66.7% 2nd: 13-15 86.7% Game: 17-21 81.0%

Officials: Brian Dorsey, Terry Wmyer, Leslie Jones
 Technical fouls: Wake Forest - Coach, Virginia - NONE
 Attendance: 14273

Score by periods	1st	2nd	Total
Wake Forest	23	22	45
Virginia	36	32	68

	In	Off	2nd	Fast	Bench
Points	Paint	T/O	Chance	Break	
UVA	42	5	8	8	17
WFU	18	7	3	15	8
UVA	28	6	12	0	17

Last FG - WFU 2nd-1:10, UVA 2nd-0:16.
 Largest lead - WFU by 0 1st-20:00, UVA by 24 2nd-13:45
 WFU led for 00:00, UVA led for 39:12. Game was tied for 00:20.
 Score tied - 0 times.
 Lead changed - 0 times.

Official Basketball Box Score -- Game Totals -- Final Statistics

Virginia vs Notre Dame
 01/26/19 1:00 pm at Notre Dame, IN (Purcell Pavilion)

Virginia 82 • 18-1, 6-1 ACC

#	Player	Total		3-Ptr		Rebounds			PF	TP	A	TO	Blk	Stl	Min
		FG-FGA	FG-FGA	FG-FGA	FT-FTA	Off	Def	Tot							
25	Mamadi Diakite	f	4-6	1-1	1-2	2	5	7	0	10	0	1	4	0	21
33	Jack Salt	c	2-4	0-0	0-0	3	0	3	0	4	1	1	0	0	20
05	Kyle Guy	g	6-8	3-5	0-0	1	4	5	1	15	0	0	0	0	32
11	Ty Jerome	g	6-10	1-2	0-0	0	9	9	3	13	6	0	0	1	28
12	De'Andre Hunter	g	9-15	0-2	1-3	1	6	7	1	19	2	0	0	0	30
00	Kihe Clark		4-9	2-4	2-2	0	1	1	0	12	1	0	0	1	27
01	Francesco Badocchi		0-1	0-1	0-0	1	1	2	0	0	0	0	0	0	4
02	Braxton Key		2-6	0-0	0-0	1	5	6	2	4	1	0	0	0	17
10	Jayden Nixon		0-0	0-0	0-0	0	0	0	1	0	0	0	0	0	3
13	Grant Kersey		0-0	0-0	0-0	0	1	1	0	0	0	0	0	0	1
23	Kody Stattmann		1-2	1-1	0-0	0	0	0	0	3	0	0	0	0	3
24	Marco Anthony		0-1	0-0	0-0	0	1	1	0	0	0	0	0	0	4
30	Jay Huff		1-5	0-2	0-0	1	1	2	1	2	1	0	1	0	10
Team						1	0	1							
Totals			35-67	8-18	4-7	11	34	45	9	82	12	2	5	2	200

FG % 1st Half: 19-34 55.9% 2nd half: 16-33 48.5% Game: 35-67 52.2% Deadball Rebounds 1
 3FG % 1st Half: 4-9 44.4% 2nd half: 4-9 44.4% Game: 8-18 44.4%
 FT % 1st Half: 0-1 0.0% 2

Official Basketball Box Score - Final
Miami (FL) vs Virginia
02/02/19

Game Time: 2:00 PM
Game Duration: 1:47

Miami (FL) - 46 • 9-12

##	Player		Total		3-Pr	FT-FTA	Rebounds			PF	TP	A	TO	Blk	Stl	Min
			FG-FGA	FG-FTA			Off	Def	Tot							
15	Ebuka Izundu	C	4-7	0-0	0-2	3	8	11	4	8	0	1	0	1	34:17	
0	Chris Lykes	G	5-13	2-7	4-7	1	3	4	3	16	1	0	0	1	35:02	
1	DJ Vasiljevic	G	0-3	0-3	0-0	0	2	2	0	0	1	0	1	0	16:05	
3	Anthony Lawrence	G	0-7	0-5	2-2	0	0	0	1	2	3	1	0	1	34:38	
5	Zach Johnson	G	4-10	1-2	1-2	0	3	3	3	10	2	2	1	1	38:20	
21	Sam Waardenburg	G	4-9	1-3	1-2	1	2	3	3	10	0	1	1	1	35:57	
13	Anthony Mack	G	0-1	0-1	0-0	0	0	0	0	0	1	0	0	0	05:41	
Team						0	1	1								
Totals			17-50	4-21	8-15	5	19	24	14	46	6	7	2	6	200:00	
FG % 1st: 7-25 28.0% 2nd: 10-25 40.0% Game: 17-50 34.0%																
3PT % 1st: 3-12 25.0% 2nd: 1-9 11.1% Game: 4-21 19.0%																
FT % 1st: 4-7 57.1% 2nd: 4-8 50.0% Game: 8-15 53.3%																
DeadBall Rebounds 5, 0																

Virginia - 56 • 20-1

##	Player		Total		3-Pr	FT-FTA	Rebounds			PF	TP	A	TO	Blk	Stl	Min
			FG-FGA	FG-FTA			Off	Def	Tot							
25	Mamadi Diakite	F	4-7	0-0	3-4	5	1	6	4	11	0	2	3	0	30:32	
33	Jack Salt	C	3-5	0-0	1-1	2	7	9	1	7	0	1	0	0	17:46	
0	Kihei Clark	G	3-5	2-3	1-3	0	5	5	1	9	6	6	0	0	36:36	
5	Kyle Guy	G	4-15	2-8	0-0	0	4	4	1	10	3	0	0	1	37:57	
12	De'Andre Hunter	G	6-13	1-2	1-2	1	5	6	2	14	2	2	1	2	39:21	
2	Braxton Key	G	2-5	1-3	0-0	1	7	8	1	5	4	2	2	2	26:48	
30	Jay Huff	G	0-2	0-1	0-0	1	1	2	0	0	1	1	0	0	09:40	
24	Marco Anthony	G	0-0	0-0	0-0	0	0	0	0	0	0	0	0	0	01:20	
Team						2	0	2								
Totals			22-52	6-17	6-10	12	30	42	10	56	16	14	6	5	200:00	
FG % 1st: 11-28 39.3% 2nd: 11-24 45.8% Game: 22-52 42.3%																
3PT % 1st: 3-9 33.3% 2nd: 3-8 37.5% Game: 6-17 35.3%																
FT % 1st: 3-4 75.0% 2nd: 3-6 50.0% Game: 6-10 60.0%																
DeadBall Rebounds 3, 0																

Officials: Mike Roberts, Jeff Clark, Lamar Simpson
Technical fouls: Miami (FL) - NONE Virginia - NONE
Attendance: 13978

Score by periods	1st	2nd	Total
Miami (FL)	21	25	46
Virginia	28	28	56

	In	Off	2nd	Fast					
	Points	Paint	T/O	Chance		Break	Bench		
	Break	Bench							
MIA	24	4	4	3	UVA	26	8	14	6
UVA	26	8	14	6					

Last FG - MIA 2nd-0:28, UVA 2nd - 1:19.
Largest lead - MIA by 2 1st - 11:08, UVA by 13 2nd - 2:37
MIA led for 1:12, UVA led for 34:43. Game was tied for 03:13

Score tied - 3 times.
Lead changed - 2 times.

Official Basketball Box Score - Final
Duke vs Virginia
02/09/19

Game Time: 6:00 PM
Game Duration: 1:59

Duke - 81 • 21-2

##	Player		Total		3-Pr	FT-FTA	Rebounds			PF	TP	A	TO	Blk	Stl	Min
			FG-FGA	FG-FTA			Off	Def	Tot							
1	Zion Williamson	F	6-8	1-1	5-7	2	3	5	0	18	5	5	3	3	35:35	
2	Cam Reddish	F	6-10	5-8	0-0	0	2	2	3	17	3	0	2	3	36:27	
5	RJ Barrett	F	8-15	6-10	4-7	2	5	7	2	26	3	5	0	1	40:00	
20	Marques Bolden	C	1-3	0-0	3-5	1	2	3	2	5	0	2	0	1	23:58	
3	Tre Jones	G	4-8	1-2	4-4	2	4	6	0	13	7	3	0	2	40:00	
12	Javin DeLaurier	G	0-0	0-0	0-0	0	0	0	1	0	0	0	0	2	11:20	
41	Jack White	G	1-1	0-0	0-0	0	1	1	1	2	0	0	0	0	12:40	
Team						1	0	1								
Totals			26-45	13-21	16-23	8	17	25	9	81	18	15	5	12	200:00	
FG % 1st: 13-22 59.1% 2nd: 13-23 56.5% Game: 26-45 57.8%																
3PT % 1st: 8-11 72.7% 2nd: 5-10 50.0% Game: 13-21 61.9%																
FT % 1st: 5-5 100.0% 2nd: 11-18 61.1% Game: 16-23 69.6%																
DeadBall Rebounds 2, 2																

Virginia - 71 • 20-2

##	Player		Total		3-Pr	FT-FTA	Rebounds			PF	TP	A	TO	Blk	Stl	Min
			FG-FGA	FG-FTA			Off	Def	Tot							
25	Mamadi Diakite	F	3-4	1-1	0-0	0	3	3	1	7	1	1	1	0	09:39	
33	Jack Salt	C	3-4	0-0	0-2	2	0	2	1	6	2	0	0	2	23:20	
5	Kyle Guy	G	6-15	3-9	1-1	0	0	0	2	16	3	5	0	0	33:34	
11	Ty Jerome	G	6-11	2-5	2-2	1	2	3	2	16	4	3	0	3	37:12	
12	De'Andre Hunter	G	4-9	1-4	2-2	1	3	4	4	11	1	2	1	0	31:55	
0	Kihei Clark	G	1-4	1-2	0-0	0	1	1	1	3	1	0	0	1	23:33	
2	Braxton Key	G	2-7	0-1	0-0	6	4	10	3	4	2	1	2	2	26:58	
30	Jay Huff	G	3-6	2-2	0-0	1	1	2	3	8	1	1	1	0	13:49	
Team						3	0	3								
Totals			28-60	10-24	5-7	14	14	28	17	71	15	14	5	8	200:00	
FG % 1st: 15-32 46.9% 2nd: 13-28 46.4% Game: 28-60 46.7%																
3PT % 1st: 5-10 50.0% 2nd: 5-14 35.7% Game: 10-24 41.7%																
FT % 1st: 0-0 0.0% 2nd: 5-7 71.4% Game: 5-7 71.4%																
DeadBall Rebounds 1, 2																

Officials: Ron Groover, Ted Valentine, Doug Simons
Technical fouls: Duke - J.DeLaurier, Virginia - T.Jerome.
Attendance: 14629

Score by periods	1st	2nd	Total
Duke	39	42	81
Virginia	35	36	71

	In	Off	2nd	Fast					
	Points	Paint	T/O	Chance		Break	Bench		
	Break	Bench							
DUK	24	17	14	17	UVA	28	11	9	0
UVA	28	11	9	0					

Last FG - DUK 2nd-0:23, UVA 2nd - 0:27.
Largest lead - DUK by 14 1st - 8:11, UVA by 0 1st - 20:00
DUK led for 39:36, UVA led for 0:00. Game was tied for 00:00

Score tied - 0 times.
Lead changed - 0 times.

OFFICIAL BASKETBALL BOX SCORE
Virginia vs North Carolina
Mon, Feb 11, 2019 7:00 PM Smith Center

Final

Virginia 21-2, 9-2 ACC

No Name		Total		3-Pr	FT FTA	Rebounds			PF	TP	A	TO	Blk	S	MIN	
		FG	FGA			Off	Def	TOT								
33 Salt, Jack	c	1	1	0	0	0	2	1	3	2	2	0	0	0	10	
00 Clark, Kihei	g	1	4	1	2	0	0	2	2	0	3	2	1	0	27	
05 Guy, Kyle	g	7	13	5	9	1	3	0	2	2	2	2	1	0	36	
11 Jerome, Ty	g	5	9	2	3	3	5	0	4	4	3	15	1	2	0	
12 Hunter, DeAndre	g	7	10	3	3	3	4	0	5	5	1	20	2	1	1	
25 Diakite, Mamadi	g	2	3	0	0	2	2	0	2	0	6	0	1	4	0	
02 Key, Braxton	g	0	2	0	2	1	3	1	5	6	3	1	0	1	22	
30 Huff, Jay	g	1	3	0	1	0	1	0	2	2	0	2	0	1	8	
Team						0	1	1			0		2			
Totals			24	45	11	20	10	18	3	24	27	11	69	16	10	6
Total FG% 1st Half: 13-23 (56.5) 2nd: 12-22 (50.0) Game: 24-45 (53.3)																
3 PT FG% 1st Half: 6-9 (66.7) 2nd: 5-11 (45.5) Game: 11-20 (55.0)																
FT% 1st Half: 4-6 (66.7) 2nd: 6-12 (50.0) Game: 10-18 (55.6)																
DeadBall Rebounds 4																

North Carolina 19-5, 9-2 ACC

No Name		Total		3-Pr	FT FTA	Rebounds			PF	TP	A	TO	Blk	S	MIN
		FG	FGA			Off	Def	TOT							
32 Maye, Luke	f	2	10	0	3	0	0	3	8	11	2	4	2	1	0
15 Brooks, Garrison	f	5	8	0	0	2	2	5	3	8	3	12	3	1	0
13 Johnson, Cameron	g	6	14	2	7	2	3	4	3	7	1	16	3	0	0
24 Williams, Kenny	g	3	10	3	7	0	0	4	4	3	9	5	0	2	1
02 White, Coby	g	6	19	3	11	2	2	1	2	3	3	17	2	3	0
05 Little, Nassir	g	0	1	0	0	0	0	0	0	0	1	0	0	0	2
04 Robinson, Brandon	g	1	3	1	2	0	0	2	1	3	0	3	1	0	1
00 Woods, Seventh	g	0	0	0	0	0	0	0	1	0	0	0	0	0	3
03 Platek, Andrew	g	0	0	0	0	0	0	0	0	1	0	1	0	0	3
Team						1	0	1			0		1		
Totals			23	65	9	30	6	7	16	22	38	14	61	17	8
Total FG% 1st Half: 11-31 (35.5) 2nd: 12-34 (35.3) Game: 23-65 (35.4)</															



Official Basketball Box Score - Final
Virginia at Virginia Tech
02/19/19 Cassell Coliseum Blacksburg, VA
2018-19 Men's Basketball

Game Time: 7:01 PM
Game Duration: 1:57
Attendance: 9,275

Officials: Bert Smith, Mike Stephens, Doug Semmons

Box score for Virginia - 64 vs Virginia Tech - 58. Includes player stats for Jack Salt, Kyle Guy, Ty Jerome, etc.

Shooting By Period table for Virginia game.

Box score for Virginia Tech - 58 vs Virginia - 64. Includes player stats for Kerry Blackshear, Ty Outlaw, etc.

Shooting By Period table for Virginia Tech game.

Summary statistics for Virginia game: Biggest lead, Best Scoring Run, Lead Changes, etc.

Official Basketball Box Score - Final
Virginia vs Louisville
02/23/19 RFC Yum! Center, Louisville, KY

Game Time: 12:06 PM
Game Duration: 1:43

Virginia - 64 • 24-2 (12-2)

Box score for Virginia - 64 vs Louisville - 52. Includes player stats for Jack Salt, Braxton Key, Kyle Guy, etc.

Louisville - 52 • 18-10 (9-6)

Box score for Louisville - 52 vs Virginia - 64. Includes player stats for Malik Williams, Dwayne Sutton, Jordan Nwora, etc.

Officials: Pat Driscoll, Jamie Luckie, Jerry Heater
Technical fouls: Virginia - NONE Louisville - Coach
Attendance: 17,529

Score by periods table for Virginia vs Louisville game.

Points in game table for Virginia vs Louisville game.

Last FG - UVA 2nd-0:36, LOU 2nd - 0:49.
Largest lead - UVA by 12 2nd - 2:53, LOU by 12 1st - 8:44
UVA led for 8:45, LOU led for 25:44. Game was tied for 05:09.

Score tied - 2 times.
Lead changed - 1 time.



Official Basketball Box Score - Final
Georgia Tech vs Virginia
02/27/19 John Paul Jones Arena, Charlottesville, Va.

Game Time: 7:00 PM
Game Duration: 1:46

Georgia Tech - 51 • 12-17 (4-12)

Box score for Georgia Tech - 51 vs Virginia - 81. Includes player stats for Moses Wright, Kristian Sjolund, etc.

Virginia - 81 • 25-2 (13-2)

Box score for Virginia - 81 vs Georgia Tech - 51. Includes player stats for Mamadi Diakite, Kihei Clark, Kyle Guy, etc.

Officials: Bill Covington, Jr., Jeff Clark, Doug Shows
Technical fouls: Georgia Tech - NONE Virginia - NONE
Attendance: 14,094

Score by periods table for Georgia Tech vs Virginia game.

Last FG - GaT 2nd-3:15, UVA 2nd - 1:07.
Largest lead - GaT by 4 1st - 14:56, UVA by 30 2nd - 1:07
GaT led for 3:29, UVA led for 36:12. Game was tied for 00:19.

Score tied - 1 time.
Lead changed - 6 times.

Official Basketball Box Score - Final
Pittsburgh vs Virginia
03/02/19

Game Time: 2:00 PM
Game Duration: 1:47

Pittsburgh - 49 • 12-17

Box score for Pittsburgh - 49 vs Virginia - 73. Includes player stats for Terrill Brown, Xavier Johnson, etc.

Virginia - 73 • 26-2

Box score for Virginia - 73 vs Pittsburgh - 49. Includes player stats for Jack Salt, Kihei Clark, Kyle Guy, etc.

Score by periods table for Pittsburgh vs Virginia game.

Last FG - PIT 2nd-0:52, UVA 2nd - 0:24.
Largest lead - PIT by 3 1st - 19:36, UVA by 27 2nd - 15:30
PIT led for 4:18, UVA led for 34:46. Game was tied for 00:49.

Score tied - 1 time.
Lead changed - 1 time.

VIRGINIA HIGHS FOR 2018-19

Team	
Points	100..... Marshall (12/31/18)
FG Made	35..... 2x, last at Notre Dame (1/26/19)
FG Attempts	67..... at Notre Dame (1/26/19)
FG %	.603 (35-58)..... Coppin State (11/16/18)
3-PT FG Made	15..... Coppin State (11/16/18)
3-PT FG Attempts	27..... 2x, last at Virginia Tech (2/18/19)
3-PT FG %	.600 (15-25)..... Coppin State (11/16/18)
FT Made	26..... VCU (12/9/18)
FT Attempts	30..... VCU (12/9/18)
FT %	1.000..... 2x, last at Louisville (2/23/19)
Rebounds	46..... at Clemson (1/02/19)
Assists	24..... Coppin State (11/16/18)
Steals	9..... 3x, last vs. Pitt (3/5/19)
Blocked Shots	7..... at Louisville (2/23/19)
Turnovers	16..... 2x, last at NC State (1/29/19)
Fouls	22..... 2x, last at NC State (1/29/19)
Points in Paint	46..... at Boston College (1/9/19)
Points off Turnovers	25..... 2x, last vs. Middle Tennessee (11/21/18)
Second Chance Points	20..... vs. Dayton (11/22/18)
Fast Break Points	18..... vs. Morgan State (12/3/18)
Bench Points	36..... vs. Morgan State (12/3/18)

OPPONENT HIGHS FOR 2018-19

Team	
Points	81..... Duke (2/29/19)
FG Made	27..... at Maryland (11/28/18)
FG Attempts	65..... at North Carolina (2/11/19)
FG %	.578 (26-45)..... Duke (2/9/19)
3-PT FG Made	13..... Duke (2/9/19)
3-PT FG Attempts	33..... at Louisville (2/23/19)
3-PT FG %	.619 (13-21)..... Duke (2/9/19)
FT Made	18..... 2x, last at Duke (1/19/19)
FT Attempts	31..... at Duke (1/19/19)
FT %	1.000 (8-8)..... Notre Dame (2/16/19)
Rebounds	38..... at North Carolina (2/11/19)
Assists	18..... Duke (2/9/19)
Steals	12..... Duke (2/9/19)
Blocked Shots	6..... Florida State (1/5/19)
Turnovers	16..... 3x, last Morgan State (12/3/18)
Fouls	21..... 4x, last VCU (12/9/18)
Points in Paint	46..... at Duke (1/19/19)
Points off Turnovers	17..... 2x, last vs. Duke (2/9/19)
Second Chance Points	18..... at Virginia Tech (2/18/19)
Fast Break Points	17..... vs. Duke (2/9/19)
Bench Points	30..... vs. Morgan State (12/3/18)

VIRGINIA LOWS FOR 2018-19

Team	
Points	53..... Wisconsin (11/23/18)
FG Made	13..... VCU (12/9/18)
FG Attempts	41..... Pittsburgh (3/52/19)
FG %	.295 (13-44)..... VCU (12/9/19)
3-PT FG Made	2..... at Louisville (2/23/19)
3-PT FG Attempts	10..... at NC State (1/29/19)
3-PT FG %	.118 (2-17)..... at Louisville (2/23/19)
FT Made	4..... at Notre Dame (1/26/19)
FT Attempts	6..... Virginia Tech (1/15/19)
FT %	.556 (10-18)..... at North Carolina (2/11/19)
Rebounds	23..... at Maryland (11/28/18)
Assists	8..... 2x, last at Duke (1/19/19)
Steals	2..... 3x, last at Louisville (2/23/19)
Blocked Shots	0..... Dayton (11/22/18)
Turnovers	2..... 2x, last at Notre Dame (2/16/19)
Fouls	6..... Notre Dame (2/16/19)
Points in Paint	10..... vs. VCU (12/9/18)
Points off Turnovers	5..... 2x, last at Duke (1/19/19)
Second Chance Points	2..... 3x, last Pittsburgh (3/52/19)
Fast Break Points	0..... 6x, last at Louisville (2/23/19)
Bench Points	5..... vs. Miami (2/2/19)

Individual	
Points	30..... Kyle Guy vs. Marshall (12/31/18)
FG Made	10..... Kyle Guy vs. Marshall (12/31/18)
FG Attempts	17..... Ty Jerome vs. Wisconsin (11/23/18)
FG %	.857 (6-7)..... Jack Salt at Maryland (11/28/18)
3-PT FG Made	7..... Kyle Guy vs. Marshall (12/31/18)
3-PT FG Attempts	13..... Kyle Guy at Virginia Tech (2/18/19)
3-PT FG %	1.000 (4-4)..... De'Andre Hunter vs. Coppin St. (11/16/18)
FT Made	9..... De'Andre Hunter vs. William & Mary (12/22/18)
FT Attempts	10..... De'Andre Hunter vs. William & Mary (12/22/18)
FT %	1.000 (7-7)..... Hunter & Clark vs. VCU (12/9/18)
Rebounds	10..... 3x, last De'Andre Hunter vs. Notre Dame (1/22/19)
Assists	12..... Ty Jerome vs. Virginia Tech (1/15/19)
Steals	5..... Ty Jerome vs. Morgan St. (12/3/18)
Blocked Shots	4..... Mamadi Diakite, 3x, last at North Carolina (2/11/19)
Turnovers	6..... Kihei Clark vs. Miami (2/2/19)
Fouls	5..... 3x, last Salt & Hunter at NC State (1/29/19)

Individual	
Points	30..... RJ Barrett at Duke (1/19/19)
FG Made	11..... RJ Barrett at Duke (1/19/19)
FG Attempts	19..... Coby White at North Carolina (2/11/19)
FG %	.857 (6-7)..... Obi Toppin vs. Dayton (11/22/18)
3-PT FG Made	6..... RJ Barrett vs. Duke (2/9/19)
3-PT FG Attempts	11..... Coby White at North Carolina (2/11/19)
3-PT FG %	1.000 (2-2)..... Dane Goodwin at Notre Dame (1/26/19)
FT Made	8..... Marcquise Reed at Clemson (1/12/19)
FT Attempts	14..... Zion Williamson at Duke (1/19/19)
FT %	1.000 (4-4)..... 6 players
Rebounds	15..... 2x, last John Mooney vs. Notre Dame (2/16/19)
Assists	7..... 2x, last Tre Jones vs. Duke (2/9/19)
Steals	5..... PJ Savoy vs. Florida State (1/5/19)
Blocked Shots	4..... Ethan Happ vs. Wisconsin (11/23/18)
Turnovers	6..... Ethan Happ vs. Wisconsin (11/23/18)
Fouls	5..... 4 players

OPPONENT LOWS FOR 2018-19

Team	
Points	40..... 2x, last William and Mary (12/22/18)
FG Made	13..... Towson (11/6/18)
FG Attempts	41..... Towson (11/6/18)
FG %	.259 (14-54)..... 2x, last at Clemson (1/12/19)
3-PT FG Made	2..... 3x, last at Duke (1/19/19)
3-PT FG Attempts	11..... Wisconsin (11/23/18)
3-PT FG %	.100 (2-20)..... William and Mary (12/22/18)
FT Made	0..... Coppin State (11/16/18)
FT Attempts	0..... Coppin State (11/16/18)
FT %	.000 (0-0)..... Coppin State (11/16/18)
Rebounds	19..... Virginia Tech (1/15/19)
Assists	0..... Towson (11/6/18)
Steals	0..... 2x, last at Maryland (11/28/18)
Blocked Shots	0..... 3x, last at Boston College (1/9/19)
Turnovers	5..... at Louisville (2/23/19)
Fouls	8..... at Notre Dame (1/26/19)
Points in Paint	4..... at Louisville (2/23/19)
Points off Turnovers	2..... at Clemson (1/12/19)
Second Chance Points	0..... vs. Coppin State (11/16/18)
Fast Break Points	0..... 3x, last at Notre Dame (1/26/19)
Bench Points	0..... at Duke (1/19/19)

VIRGINIA CAREER RECORD BOOK

CAREER 3FG PERCENTAGE

(MIN 100 3FG MADE)

NO.	NAME	FG-FGA	FG%
1.	Kyle Guy (2017-present)	220-511	.431
2.	Keith Friel (2000-01)	107-254	.421
3.	London Perrantes (2014-17)	211-516	.409
4.	Joe Harris (2011-14)	263-646	.407
5.	Ty Jerome (2017-present)	139-353	.394
6.	Todd Billet (2003-04)	156-398	.392
7.	Curtis Staples (1995-98)	413-1079	.383
8.	Roger Mason, Jr. (2000-02)	137-365	.375
9.	J.R. Reynolds (2004-07)	221-610	.362
	Sean Singletary (2005-08)	222-614	.362

CAREER 3-POINTERS

NO.	NAME	CAREER 3FGS
1.	Curtis Staples (1995-98)	413
2.	Joe Harris (2011-14)	263
3.	Harold Deane (1994-97)	237
4.	Sean Singletary (2005-08)	222
5.	J.R. Reynolds (2004-07)	221
6.	Kyle Guy (2017-present)	220
7.	London Perrantes (2014-17)	211
8.	Sammy Zeglinski (2008-12)	200
9.	Malcolm Brogdon (2012-16)	185
10.	John Crotty (1988-91)	179

CAREER SCORING

NO.	NAME	CAREER POINTS
31.	Billy Langloh (1974-77)	1,240
32.	Roger Mason, Jr. (2000-02)	1,231
33.	London Perrantes (2014-17)	1,225
34.	Anthony Gill (2014-16)	1,222
35.	Kenny Turner (1988-91)	1,220
36.	Jim Miller (1982-85)	1,218
37.	Mike Katos (1966-68)	1,178
38.	Joe Noertker (1947-50)	1,177
39.	Kyle Guy (2017-present)	1,159

ACC RECORD BOOK

CAREER 3FG PERCENTAGE

(TWO YEARS, 150 MADE OR 1.5 PER GAME)

NO.	NAME	FG-FGA	FG%
1.	Jack McClinton, Miami (2007-09)	286-650	.440
2.	Rodney Monroe, NCST (1988-91)	322-739	.436
3.	Hubert Davis, UNC (1989-92)	197-453	.435
4.	Rusty LaRue, WF (1993-96)	151-349	.433
5.	Kyle Guy, UVA (2017-)	220-511	.431
6.	Archie Miller, NCST (1998-02)	218-509	.429
7.	Jeff Lebo, UNC (1987-89)	211-493	.429
8.	Trajan Langdon, Duke (1995-98)	342-802	.426

VIRGINIA SINGLE-SEASON RECORD BOOK

SEASON 3-POINTERS

NO.	NAME	3FGS
1.	Curtis Staples (1997-98)	130
2.	Curtis Staples (1994-95)	103
3.	Curtis Staples (1996-97)	98
4.	Todd Billet (2002-03)	94
5.	Kyle Guy (2018-19)	86
6.	Kyle Guy (2017-18)	83
7.	Richard Morgan (1988-89)	82
	Curtis Staples (1995-96)	82
	Roger Mason, Jr. (2001-02)	81
10.	Sean Singletary (2006-07)	79

BLOCKS

NO.	NAME	BLOCKS
1.	Ralph Sampson (1979-80)	157
2.	Ralph Sampson (1980-81)	103
	Ralph Sampson (1982-83)	103
4.	Ralph Sampson (1981-82)	99
5.	Kris Hunter (1998-99)	88
6.	Chris Alexander (1994-95)	54
7.	Chris Alexander (1995-96)	49
	Isaiah Wilkins (2017-18)	49
9.	Mamadi Diakite (2018-19)	43
	Isaiah Wilkins (2016-17)	43

2018-19 STARTING LINEUPS

Game	G	G	G	G-F	F-C	Record
Towson	Jerome	Guy	Hunter	Key	Salt	1-0
George Washington	Jerome	Guy	Hunter	Key	Salt	2-0
Coppin State	Jerome	Guy	Hunter	Key	Diakite	1-0
Middle Tennessee	Jerome	Guy	Hunter	Key	Diakite	2-0
Dayton	Jerome	Guy	Hunter	Key	Diakite	3-0
Wisconsin	Jerome	Guy	Hunter	Clark	Salt	1-0
at Maryland	Jerome	Guy	Hunter	Clark	Salt	2-0
Morgan State	Jerome	Guy	Hunter	Clark	Salt	3-0
at VCU	Jerome	Guy	Hunter	Clark	Salt	4-0
South Carolina	Jerome	Guy	Hunter	Diakite	Salt	1-0
William & Mary	Jerome	Guy	Hunter	Diakite	Salt	2-0
Marshall	Jerome	Guy	Hunter	Diakite	Salt	3-0
Florida State	Jerome	Guy	Hunter	Diakite	Salt	4-0
at Boston College	Jerome	Guy	Hunter	Diakite	Salt	5-0
at Clemson	Jerome	Guy	Hunter	Diakite	Salt	6-0
Virginia Tech	Jerome	Guy	Hunter	Diakite	Salt	7-0
at Duke	Jerome	Guy	Hunter	Diakite	Salt	7-1
Wake Forest	Jerome	Guy	Hunter	Diakite	Salt	8-1
at Notre Dame	Jerome	Guy	Hunter	Diakite	Salt	9-1
at NC State	Jerome	Guy	Hunter	Diakite	Salt	10-1
Miami	Jerome	Guy	Hunter	Diakite	Salt	11-1
Duke	Jerome	Guy	Hunter	Diakite	Salt	11-2
at North Carolina	Jerome	Guy	Hunter	Clark	Salt	5-0
Notre Dame	Jerome	Guy	Hunter	Clark	Salt	6-0
at Virginia Tech	Jerome	Guy	Hunter	Clark	Salt	7-0
at Louisville	Jerome	Guy	Hunter	Key	Salt	3-0
Georgia Tech	Jerome	Guy	Hunter	Clark	Diakite	1-0
Pitt	Jerome	Guy	Hunter	Clark	Salt	8-0

VIRGINIA'S 2018-19 RECORD WHEN..

	All	ACC
Leading at the half	25-0	13-0
Trailing at the half	1-2	1-2
Tied at the half	0-0	0-0
Playing Overtime	0-0	0-0
Shooting 50% or better	10-1	6-1
Shooting between 40-49.9%	12-1	6-1
Shooting less than 40%	4-0	2-0
Opponents shoot 50% or better	2-2	0-2
Opponents shoot less than 50%	24-0	14-0
UVA outrebounds its opponent	22-1	14-1
Opponent outrebounds UVA	4-1	1-1
Teams are tied in rebounds	0-0	0-0
UVA has 10 or more steals	0-0	0-0
UVA shoots 70% FT or better	16-1	8-1
UVA shoots less than 70% FT	10-1	6-1
Scoring less than 50 points	0-0	0-0
Scoring 50-59 points	3-0	1-0
Scoring 60-69 points	10-0	8-0
Scoring 70-79 points	6-2	1-2
Scoring 80-89 points	5-0	4-0
Scoring more than 90 points	2-0	0-0
Allowing fewer than 50 points	10-0	4-0
Allowing 30-39 points	0-0	0-0
Allowing 40-49 points	9-0	3-0
Allowing 50-59 points	12-0	8-0
Allowing 60-69 points	3-0	2-0
Allowing 70-79 points	1-1	0-1
Allowing 80-89 points	0-1	0-1
Allowing 90 or more points	0-0	0-0
Playing in John Paul Jones Arena	14-1	7-1
Playing on the road	9-1	7-1
Playing on a neutral court	3-0	0-0
Game decided by 1-4 points	1-1	1-1
Game decided by 5-10 points	8-1	4-1
Game decided by 11+ points	17-0	9-0
Playing at night	13-2	7-2
Playing in the afternoon	13-0	7-0
Playing on Monday	4-0	2-0
Playing on Tuesday	4-0	3-0
Playing on Wednesday	5-0	2-0
Playing on Thursday	1-0	0-0
Playing on Friday	2-0	0-0
Playing on Saturday	8-2	7-2
Playing on Sunday	1-0	0-0
Playing in November	7-0	0-0
Playing in December	5-0	0-0
Playing in January	7-1	7-1
Playing in February	6-1	6-1
Playing in March	1-0	1-0

VIRGINIA IN THE POLLS

Date	AP	USA Today	Date	AP	USA Today
Preseason	5	5	Jan. 21	3	3
Nov. 12	4	5	Jan. 28	3	3
Nov. 19	4	4	Feb. 4	3	3
Nov. 26	4	4	Feb. 11	4	4
Dec. 3	4	4	Feb. 18	3	3
Dec. 10	6	3	Feb. 25	2	2
Dec. 17	5	3			
Dec. 24	4	1			
Dec. 31	4	2			
Jan. 7	4	1			
Jan. 14	4	1			

THE LAST TIME

VIRGINIA INDIVIDUALS

- **Scored 30 points:** Kyle Guy vs. Marshall (12/31/18)
- **Scored 40 points:** Sean Singletary (41) at Miami (3/1/08)
- **Two players with 20 points:** Kyle Guy (22) and De'Andre Hunter (20) vs. Notre Dame (2/16/19)
- **Three players with 20 points:** Chris Williams (27), Roger Mason, Jr. (22) and Donald Hand (20) vs. Duke (1/5/00)
- **Four players with 20 points:** Chris Williams (23), Donald Hand (22), Adam Hall (21) and Travis Watson (20) vs. Georgetown (3/15/00)
- **A player with back-to-back 25-point games:** Joe Harris, 26 vs. Virginia Tech (2/12/13), 27 at North Carolina (2/16/13)
- **One player scored in double figures:** Ty Jerome (18) vs. Georgia Tech (2/21/18)
- **No players scored in double figures:** vs. Florida (3/18/17)
- **Five players scored in double figures:** De'Andre Hunter (19), Kyle Guy (15), Ty Jerome (13), Kihei Clark (12), Mamadi Diakite (10) at Notre Dame (1/26/19)
- **Six players scored in double figures:** Sean Singletary (27), Adrian Joseph (13), Jamil Tucker (13), Mamadi Diane (12), Calvin Baker (11), Laurynas Mikaluskas (11), vs. Maryland (3/9/08)
- **Seven players scored in double figures:** Cornel Parker (20), Junior Burrough (15), Ted Jeffries (14), Cory Alexander (13), Jason Williford (12), Yuri Barnes (11) and Doug Smith (11) vs. Clemson (1/13/93)
- **Had 15 rebounds:** Mike Tobey (16) vs. Tenn. State (11/25/14)
- **Had 20 rebounds:** Mike Tobey (20) vs. Louisville (3/5/16)
- **Had 25 rebounds:** Bob Mortell (25) vs. Washington & Lee (2/27/60)
- **Two players with 10 rebounds:** Anthony Gill (13) and Darion Atkins (10) vs. Davidson (12/30/14)
- **Three players with 10 rebounds:** Yuri Barnes (13), Jason Williford (12) and Junior Burrough (11) vs. Rice (12/4/93)
- **Double-Double:** De'Andre Hunter (20 points, 10 rebounds) vs. Notre Dame (2/16/19)
- **Two players had a double-double:** Anthony Gill (25 pts, 13 rebs) and D. Atkins (13 pts, 10 rebs) vs. Davidson (12/30/14)
- **Three players had a double-double:** Jason Williford (10 pts, 15 rebs), Ted Jeffries (23 pts, 10 rebs), and Cornel Parker (11 pts, 11 rebs) at William & Mary (1/25/93)
- **Double-Double with points and assists:** Ty Jerome (15 points, 11 assists) at North Carolina (2/11/19)
- **Triple-Double:** Ralph Sampson (15 pts, 22 rebs, 10 blks) vs. Old Dominion (12/29/79)
- **Four Double-Doubles in a row:** Mike Scott [5] (27 pts, 15 rebs) vs. Oklahoma (11/23/10), (16 pts, 10 rebs) vs. Wichita State (11/24/10), (17 pts, 12 rebs) at Minnesota (11/29/10), (21 pts, 13 rebs) at Virginia Tech (12/5/10), (10 pts, 13 rebs) vs. Radford (12/7/10)
- **20 points and 20 rebounds:** Travis Watson (21 points, 20 rebounds) vs. Wofford (1/2/03)
- **20 points and 10 rebounds:** De'Andre Hunter (20 points, 10 rebounds) vs. Notre Dame (2/16/19)
- **10 assists:** Ty Jerome (11) at North Carolina (2/11/19)
- **5 blocked Shots:** Jay Huff (5) vs. Austin Peay (11/13/17)
- **5 steals:** Ty Jerome (5) vs. Morgan State (12/3/18)
- **Led UVA in points, rebounds and assists:** De'Andre Hunter (15 points, 8 rebounds, 9 assists) vs. Middle Tenn. (11/21/18)
- **Hit a last second shot to win a game:** De'Andre Hunter at Louisville (3/1/18) [3-pointer at the buzzer]
- **Played every minute:** Kyle Guy (40) at Louisville (2/23/19)
- **Played more than 40 minutes:** Kyle Guy (45) and Ty Jerome (43) vs. Virginia Tech (2/12/17)

VIRGINIA TEAM

- **Won in Overtime:** at NC State, 66-65 (1/29/19)
- **Lost in Overtime:** vs. Virginia Tech, 61-60 (2/10/18)
- **Played Two Overtimes:** at Virginia Tech, 80-78 2 OT (2/12/17)
- **Played Three Overtimes:** vs. Georgetown, L 115-111 (3/15/00)
- **Shot 70 percent for a half:** 70.4% (19-27) vs. Austin Peay - 1st Half (11/13/17)
- **Shot 60 percent in a game:** 60% (33-55) at Boston College (1/9/19)
- **Shot less than 30 percent in a game:** 29.5% (13-44) vs. VCU (12/9/18)
- **Shot 100 percent from the free throw line:** 100% (10-10) at Louisville (2/23/19)
- **Shot 90 percent from the free throw line:** 100% (6-6) vs. Virginia Tech (1/15/19)
- **Shot 70 percent from 3-point line:** 71.4% (5-7) at James Madison (11/14/14)
- **Shot less than 30 percent in a half:** 23.8% (5-21) in 2nd Half vs. VCU (12/9/18)
- **Shot less than 20 percent in a half:** 18.2% (4-22) in 1st Half vs. California (12/22/15)
- **Shot 55 percent or better and lost:** 58.5% (31-53) at North Carolina (2/16/13)
- **Shot 50 percent or better and lost:** 52.8% (28-53) at Duke (1/19/19)
- **Attempted 50 FTs:** 52 (made 34) vs. Howard (12/12/94)
- **Attempted 35 3-pointers:** 38 (11-38) vs. Va. Tech (2/10/18)
- **Did Not Attempt a FT:** 0 vs. Wisconsin (11/27/17)
- **Made 30 FTs:** 31 (31 of 36) vs. Tennessee (3/18/07)
- **Made 15 3-pt FGs:** 15 vs. Coppin State (11/16/18)
- **Failed to make a 3-pt FG:** vs. St. Francis Brooklyn (11/15/16)
- **Had 50 rebounds:** 50 vs. Morgan State (11/13/15)
- **Had 25 assists:** 26 vs. Iowa State (3/25/16)
- **Had 15 steals:** 16 vs. NC State (2/24/08)
- **Had 10 blocks:** 11 vs. Norfolk State (11/16/14)
- **Scored 50 pts in a half:** 50 vs. Marshall, 2nd half (12/31/18)
- **Scored 60 pts in a half:** 60 vs. Gonzaga, 1st half (1/3/07)
- **Scored 70 pts in a half:** 70 vs. Coastal Carolina, 2nd half (11/20/00)
- **Scored 100 pts (ACC):** 103 vs. Maryland (1/16/07)
- **Scored 100 pts (non-conf):** 100 vs. Marshall (12/31/18)
- **Scored under 20 pts in 1st half:** 17 vs. Florida (3/18/17)
- **Scored under 20 pts in 2nd half:** 19 at No. Carolina (2/18/17)
- **Scored under 50 pts in a game:** 49 vs. Wisconsin (11/27/17)
- **Defeated top-5 opponent:** 65-63 at #4 Duke (1/27/18)
- **Defeated top-5 opponent on the road:** 65-63 at #4 Duke (1/27/18)
- **Defeated top-ranked opponent:** 86-73 vs. #1 North Carolina (1/30/86)
- **Won when trailing by 16 points:** Trained 32-16 during 63-61 vs. Ohio State (11/30/16)
- **Won when trailing by 17 points:** Trained 31-14 during 61-58 overtime win vs. Maryland (3/10/13)

2018-19 UVA MISCELLANEOUS STATISTICS

Largest halftime lead: 28 vs. Coppin State (11/16/18)
 Largest halftime deficit: 10 at Louisville (2/23/19)
 Largest halftime deficit overcome in a win: 10 at Louisville (2/23/19)
 Largest halftime lead surrendered in a loss: N/A
 Largest deficit overcome in a win: 12 at Louisville (2/23/19)
 Largest lead surrendered in a loss: 2 points at Duke (2/9/19)
 Largest deficit at any time: 14 vs. Duke (2/9/19)
 Largest lead at any time: 43 vs. Marshall (12/31/18)
 Most consecutive points scored: 17 vs. Coppin State (11/16/18)
 Most consecutive points allowed: 16 vs. Florida State (1/5/19)
 Longest scoring drought: 4:46 vs. Dayton (11/22/18)
 Longest opponent scoring drought: 7:21 by Boston College (1/9/19)

OPPONENT INDIVIDUALS

- **Scored 30 points:** RJ Barrett (30), Duke (1/19/19)
- **Scored 35 points:** Erick Green (35), Virginia Tech (1/24/13)
- **Scored 40 points:** J.J. Redick (40), Duke (1/28/06)
- **Scored 50 points:** Len Chappell (50), Wake (2/12/62)
- **Two players with 20 points:** Andrew White (23) and Tyus Battle (23) at Syracuse (2/4/17)
- **Two players with 25 points:** RJ Barrett (30) and Zion Williamson (27) at Duke (1/19/19)
- **Three players with 20 points:** Jordan McRae (21), Jarnell Stokes (20), Josh Richardson (20), at Tennessee (12/30/13)
- **Two players with 30 points:** Trevor Powell (31) and Tony Smith (31), at Marquette (2/3/90)
- **No players scored in double figures:** Florida State (1/5/19)
- **Five players scored in double figures:** Jaire Grayer (16), Otis Livingston (11), Shevon Thompson (11), Marquise Moore (10) and Marko Gujanicic (10), vs. George Mason (11/22/15)
- **Six players scored in double figures:** C.J. Harris (15), Ari Stewart (12), Travis McKie (12), J.T. Terrell (11), Ty Walker (11), Gary Clark (10), at Wake Forest (1/29/11)
- **Seven players scored in double figures:** Stanley Burrell (15), Drew Lavender (13), C.J. Anderson (12), B.J. Raymond (12), Josh Duncan (11), Charles Bronson (11), and Jason Love (10), at Xavier (1/3/08)
- **Double-Double:** John Mooney (11 points, 15 rebounds), Notre Dame (2/16/19)
- **Double-Double with points and assists:** Keifer Sykes (21 pts, 10 assts), at Green Bay (12/7/13)
- **Two players had a double-double:** Marvin Bagley III (30 pts, 14 rebs) & Wendell Carter Jr. (14 pts, 15 rebs), Duke (1/27/18)
- **Had 15 rebounds:** John Mooney (15), Notre Dame (2/16/19)
- **Had 20 rebounds:** Tim Duncan (23), Wake Forest (2/22/97)
- **Had 10 assists:** Keifer Sykes (10), at Green Bay (12/7/13)
- **5 Blocked Shots:** Ben Lammers (6), at Georgia Tech (1/18/18)
- **5 Steals:** Briante Weber (5), VCU (12/6/14)
- **Hit a last second shot to win a game:** Donte DiVincenzo, Villanova (12/31/16), tip-in at the end of regulation

OPPONENT TEAM

- **Shot less than 30 percent in a game:** 29.5% (18-61), vs. VCU (12/9/18)
- **Shot less than 30 percent in a game (ACC):** 25.9% (14-54), at Clemson (1/12/19)
- **Shot 60 percent in a game:** 63.8% (37-58), at Xavier (1/3/08)
- **Shot 55 percent or better and lost:** 55.3% (26-47), Cleveland State (11/25/09)
- **Scored 100 pts:** 106, Washington (11/22/10)
- **Scored 90 pts in an ACC game:** 93, North Carolina (2/16/13)
- **Scored 60 pts in a half:** 60, at Miami, 2nd half (3/1/08)
- **Scored 50 pts in a half:** 53, vs. UMBC, 2nd half (3/16/18)
- **Scored under 10 pts in 1st half:** 7, Pitt (2/24/18)
- **Scored under 20 pts in 1st half:** 19, Pitt (3/2/19)
- **Scored under 20 pts in 2nd half:** 15, Louisville (2/23/19)
- **Scored under 40 pts in a game:** 37, Pitt (2/24/18)
- **Had 25 assists:** 27, at Xavier (1/3/08)
- **Had 15 steals:** 15, VMI (11/16/08)
- **Had 10 blocks:** 10 at Maryland (3/5/11)
- **Failed to make a 3-pt FG:** Georgia Tech (1/22/15)



2018-19 TV/Radio Roster




0 • KIHEI CLARK
Fr. • G • 5-9 • 155
Woodland Hills, Calif.



1 • FRANCESCO BADOCCHI
R-Fr. • F • 6-7 • 205
Milan, Italy



2 • BRAXTON KEY
Jr. • F • 6-8 • 225
Charlotte, N.C.



5 • KYLE GUY
Jr. • G • 6-2 • 175
Indianapolis, Ind.




10 • JAYDEN NIXON
Fr. • G • 6-3 • 189
Charlottesville, Va.



11 • TY JEROME
Jr. • G • 6-5 • 195
New Rochelle, N.Y.



12 • DE'ANDRE HUNTER
R-So. • G • 6-7 • 225
Philadelphia, Pa.



13 • GRANT KERSEY
Jr. • G • 6-0 • 160
Charlottesville, Va.



22 • FRANCISCO CAFFARO
Fr. • C • 7-0 • 233
Sante Fe, Argentina



23 • KODY STATTMANN
Fr. • G • 6-7 • 187
Queensland, Australia



24 • MARCO ANTHONY
So. • G • 6-4 • 212
San Antonio, Texas



25 • MAMADI DIAKITE
R-Jr. • F • 6-9 • 228
Conakry, Guinea



30 • JAY HUFF
R-So. • F • 7-1 • 232
Durham, N.C.



33 • JACK SALT
R-Sr. • C • 6-10 • 250
Auckland, New Zealand



45 • AUSTIN KATSTRA
So. • F • 6-6 • 217
Charlottesville, Va.



TONY BENNETT
Head Coach
10th Season



JASON WILLIFORD
Associate Head Coach
10th Season



BRAD SODERBERG
Assistant Coach
4th Season



ORLANDO VANDROSS
Assistant Coach
4th Season

Kihei CLARK

G • 5-9 • 155 • Freshman • Woodland Hills, Calif. • Taft Charter

0

2018-19 HIGHLIGHTS

- Played 28 games, starting 10
- Finished with four points and game-high six assists in NCAA debut vs. Towson (11/6/18)
- Tallied nine points on three 3FGs vs. Coppin State (11/16/18)
- Scored seven points vs. Middle Tennessee (11/21/18)
- Recorded nine points and five rebounds vs. Dayton (11/22/18)
- Tallied five points, five rebounds and season-high three steals in first career start vs. Wisconsin (11/23/18)
- Broke his left wrist vs. Morgan State (12/3/18)
- Played with a cast on his left wrist and tallied nine points, including a 7 of 7 effort from the free throw line vs. VCU (12/9/18)
- Had successful wrist surgery on Monday, Dec. 10
- Netted five points at Clemson (1/12/19)
- Scored nine points vs. Virginia Tech (1/15/19)
- Tallied season-best 12 points at Notre Dame
- Dropped nine points with six assists and five boards vs. Miami (2/2/19)
- Matched a career high with five rebounds and four assists at Louisville (2/23/19)
- Scored eight points, going 3-for-3 from the field, and matched career high with six assists vs. Georgia Tech (2/27/19)

2018-19 GAME-BY-GAME

Opponent	GP-GS	FG	3FG	FT	O-D	Reb	A	TO	Blk	Stl	PF	Min	Pts
Towson	1-0	2-4	0-2	0-0	0-1	1	6	1	0	1	3	24	4
George Washington	2-0	1-3	0-2	0-0	0-2	2	3	1	0	0	1	16	2
Coppin State	3-0	3-8	3-7	0-0	0-2	2	2	0	0	0	0	22	9
Middle Tenn.	4-0	3-4	1-1	0-0	0-2	2	1	1	0	1	0	22	7
Dayton	5-0	3-7	2-3	1-2	1-4	5	2	3	0	0	1	30	9
Wisconsin	6-1	1-3	1-1	2-2	0-5	5	2	0	0	3	0	37	5
at Maryland	7-2	1-4	0-2	2-4	1-1	2	4	0	0	2	3	35	4
Morgan State	8-3	1-5	0-4	1-1	0-2	2	2	0	0	1	0	25	3
VCU	9-4	1-5	0-1	7-7	0-2	2	4	3	0	2	3	3	9
at South Carolina	10-4	1-4	0-1	0-0	0-0	0	2	0	0	0	1	24	2
William & Mary	11-4	0-3	0-1	2-2	0-1	1	1	0	0	0	2	27	2
Marshall	12-4	1-5	1-3	2-3	0-2	2	2	4	0	1	3	28	5
Florida State	13-4	0-2	0-0	0-0	1-0	1	1	1	0	1	0	19	0
at Boston College	14-4	0-2	0-2	0-0	0-0	1	1	0	0	0	3	19	0
at Clemson	15-4	1-4	1-2	2-2	1-0	1	1	0	0	0	2	20	5
Virginia Tech	16-4	3-6	3-5	0-0	0-2	2	1	1	0	1	1	30	9
at Duke	17-4	1-2	0-0	0-0	0-1	1	1	2	0	1	2	18	2
Wake Forest	18-4	0-2	0-2	0-0	0-1	1	1	0	0	0	4	17	0
at Notre Dame	19-4	4-9	2-4	2-2	0-1	1	1	0	0	1	0	28	12
at NC State	20-4	0-2	0-0	0-0	0-1	1	1	0	0	0	0	22	0
Miami	21-5	3-5	2-3	1-3	0-5	5	6	6	0	0	1	37	9
Duke	22-5	1-4	1-2	0-0	0-1	1	1	0	0	1	1	23	3
at No. Carolina	23-6	1-4	1-2	0-0	0-2	2	2	1	0	3	0	27	3
Notre Dame	24-7	0-4	0-4	0-0	0-5	5	2	1	0	1	0	23	0
at Virginia Tech	25-8	0-3	0-2	0-0	1-1	2	1	1	0	0	1	22	0
at Louisville	26-8	0-4	0-2	0-0	2-3	5	4	0	0	0	0	31	0
Georgia Tech	27-9	3-3	2-2	0-0	0-3	3	6	0	0	0	2	26	8
Pittsburgh	28-10	2-2	0-0	2-2	0-3	3	4	0	0	2	1	28	6

CAREER HIGHS

Points	12 at Notre Dame (1/26/19)
FGs	4 at Notre Dame (1/26/19)
3FGs	3, 2x - last vs. Virginia Tech (1/15/19)
FTs	7 vs. VCU (12/9/18)
Rebounds	5, 5x - last at Louisville (3/23/19)
Assists	6, 3x - last vs. Georgia Tech (2/27/19)
Turnovers	6 vs. Miami (2/2/19)
Blocks	N/A
Steals	3, 2x - last at North Carolina (2/11/19)
Minutes	37, 2x - last vs. Miami (2/2/19)

SEASON HIGHS

Points	12 at Notre Dame (1/26/19)
FGs	4 at Notre Dame (1/26/19)
3FGs	3, 2x - last vs. Virginia Tech (1/15/19)
FTs	7 vs. VCU (12/9/18)
Rebounds	5, 5x - last at Louisville (3/23/19)
Assists	6, 3x - last vs. Georgia Tech (2/27/19)
Turnovers	6 vs. Miami (2/2/19)
Blocks	N/A
Steals	3, 2x - last at North Carolina (2/11/19)
Minutes	37, 2x - last vs. Miami (2/2/19)

Francesco BADOCCHI

F • 6-7 • 205 • R-Freshman • Milan, Italy • Bishop Miege (Kan.)

1

2018-19 HIGHLIGHTS

- Played eight games
- Made his UVA debut against William & Mary (12/22/18)
- Tallied two points and one rebound vs. Marshall (12/31/18)
- Scored two points vs. Florida State (1/5/19)

2018-19 GAME-BY-GAME

Opponent	GP-GS	FG	3FG	FT	O-D	Reb	A	TO	Blk	Stl	PF	Min	Pts
Towson	DNP												
George Washington	DNP												
Coppin State	DNP												
Middle Tenn.	DNP												
Dayton	DNP												
Wisconsin	DNP												
at Maryland	DNP												
Morgan State	DNP												
VCU	DNP												
at South Carolina	DNP												
William & Mary	1-0	0-1	0-0	0-0	1-1	2	0	0	0	0	1	3	0
Marshall	2-0	1-1	0-0	0-0	1-0	1	0	0	0	0	1	3	2
Florida State	3-0	1-1	0-0	0-0	0-0	0	0	0	0	0	0	3	2
at Boston College	4-0	0-0	0-0	0-0	0-0	0	0	0	0	0	0	2	0
at Clemson	DNP												
Virginia Tech	5-0	0-0	0-0	0-0	0-0	0	0	0	0	0	0	1	0
at Duke	DNP												
Wake Forest	6-0	0-0	0-0	0-0	0-0	0	0	0	0	0	0	3	0
at Notre Dame	7-0	0-1	0-1	0-0	1-1	2	0	0	0	0	0	4	0
at NC State	DNP												
Miami	DNP												
Duke	DNP												
at No. Carolina	DNP												
Notre Dame	DNP												
at Virginia Tech	DNP												
at Louisville	DNP												
Georgia Tech	8-0	0-0	0-0	0-0	0-1	1	0	0	0	0	0	3	0
Pittsburgh	DNP												

CAREER HIGHS

Points	2, 2x - last vs. Florida State (1/5/19)
FGs	1, 2x - last vs. Florida State (1/5/19)
3FGs	N/A
FTs	N/A
Rebounds	2 vs. William & Mary (12/22/18)
Assists	N/A
Turnovers	N/A
Blocks	N/A
Steals	N/A
Minutes	3, 4x - last vs. Georgia Tech (2/27/19)

SEASON HIGHS

Points	2, 2x - last vs. Florida State (1/5/19)
FGs	1, 2x - last vs. Florida State (1/5/19)
3FGs	N/A
FTs	N/A
Rebounds	2 vs. William & Mary (12/22/18)
Assists	N/A
Turnovers	N/A
Blocks	N/A
Steals	N/A
Minutes	3, 4x - last vs. Georgia Tech (2/27/19)

Braxton KEY

G • 6-8 • 225 • Junior • Charlotte, N.C. • Oak Hill Academy [Alabama]

2

2018-19 HIGHLIGHTS

- Played 28 games, starting six
- Tallied seven points and nine rebounds in Virginia debut vs. Towson (11/6/18)
- Scored seven points with a game-high seven rebounds vs. Coppin State (11/16/18)
- Recorded season-high 13 points and seven rebounds vs. Middle Tennessee (11/21/18)
- Tied a career high with four steals vs. Dayton (11/22/18)
- Finished with a game-high nine rebounds vs. Morgan State (12/3/18)
- Scored nine points (3-3 FGs & 3-3 FTs) vs. William & Mary (12/22/18)
- Registered seven points and eight rebounds vs. Marshall (12/31/18)
- Scored season-high 20 points vs. Florida State (1/5/19)
- Tallied nine points and matched a season-high with nine rebounds at Boston College (1/9/19)
- Had seven points and eight rebounds at Clemson (1/12/19)
- Tallied 11 points and six rebounds at Duke (1/19/19)
- Recorded season-highs in rebounds (10) and blocks (2) vs. Duke (2/9/19)
- Scored six points at Virginia Tech (2/18/19)

2018-19 GAME-BY-GAME

Opponent	GP-GS	FG	3FG	FT	O-D	Reb	A	TO	Blk	Stl	PF	Min	Pts	
Towson	1-1	3-8	1-3	0-0	4-5	9	1	0	1	1	2	29	7	
George Washington	2-2	2-5	0-2	1-3	0-2	2	1	1	0	3	3	17	5	
Coppin State	3-3	2-4	1-2	2-2	0-6	7	1	0	2	0	1	27	7	
Middle Tenn.	4-4	3-8	2-3	5-5	2-5	7	2	1	0	2	3	30	13	
Dayton	5-5	1-6	0-3	1-2	1-5	6	2	0	0	4	2	33	3	
Wisconsin	6-5	0-4	0-1	0-0	0-0	0	0	0	0	1	1	12	0	
at Maryland	7-5	3-4	1-1	3-4	0-1	1	3	0	0	2	1	11	10	
Morgan State	8-5	2-3	0-0	2-2	1-8	9	1	3	0	1	3	17	6	
VCU	9-5	1-2	1-2	0-0	1-3	4	1	2	0	0	3	12	3	
at South Carolina	10-5	2-6	0-2	1-2	3-4	7	0	0	0	0	2	23	5	
William & Mary	11-5	3-3	0-0	3-3	2-2	4	0	0	0	0	0	18	9	
Marshall	12-5	3-4	0-1	1-2	0-8	8	2	1	0	0	3	23	7	
Florida State	13-5	7-11	2-5	4-4	0-6	6	2	0	0	1	1	26	20	
at Boston College	14-5	4-5	0-1	1-1	0-9	9	2	0	2	0	0	27	9	
at Clemson	15-5	3-5	1-1	0-1	2-6	8	3	1	0	2	1	25	7	
Virginia Tech	16-5	3-5	1-2	0-0	0-1	1	2	0	0	0	2	16	7	
at Duke	17-5	2-3	0-1	7-8	1-5	6	2	1	1	1	4	20	11	
Wake Forest	18-5	1-5	0-3	2-2	1-6	7	1	0	1	1	0	22	4	
at Notre Dame	19-5	2-6	0-0	0-0	1-5	6	1	0	0	0	2	17	4	
at NC State	20-5	3-8	0-0	2-2	4-4	8	1	2	1	0	1	31	8	
Miami	21-5	2-5	1-3	0-0	1-7	8	4	2	2	2	1	27	5	
Duke	22-5	2-7	0-1	0-0	6-4	10	2	1	2	2	3	27	4	
at No. Carolina	23-5	0-2	0-2	1-3	1-5	6	0	1	1	0	3	22	1	
Notre Dame	24-5	1-7	0-3	1-2	1-4	5	1	1	1	1	1	13	3	
at Virginia Tech	25-5	2-5	2-4	0-0	0-3	3	2	2	1	0	0	3	27	6
at Louisville	26-6	0-2	0-0	0-0	0-1	1	0	0	1	0	1	10	0	
Georgia Tech	27-6	2-5	2-3	2-4	2-4	6	1	0	0	2	2	22	8	
Pittsburgh	28-6	2-8	0-3	1-1	0-5	5	0	1	0	2	1	23	5	

CAREER HIGHS

Points	26 at Georgia (1/26/17) *
FGs	8 vs. Florida (1/10/17) *
3FGs	3, 3x - last at Georgia (1/26/17) *
FTs	10 vs. Mississippi State (1/28/17) *
Rebounds	11 vs. Vanderbilt (1/7/17) *
Assists	7 vs. LSU (2/8/17) *
Turnovers	5, 7x - last vs. Richmond (3/14/17) *
Blocks	2, 12x - last vs. Miami (2/2/19)
Steals	4, 2x - last vs. Dayton (11/22/18)
Minutes	37, 3x - last vs. Georgia (2/23/17) *

* - as a player at Alabama

SEASON HIGHS

Points	20 vs. Florida State (1/5/19)
FGs	7 vs. Florida State (1/5/19)
3FGs	2, 4x - last vs. Georgia Tech (2/27/19)
FTs	7 at Duke (1/19/19)
Rebounds	10 vs. Duke (2/9/19)
Assists	4 vs. Miami (2/2/19)
Turnovers	3 vs. Morgan State (12/3/18)
Blocks	2, 4x - last vs. Duke (2/9/19)
Steals	4vs. Dayton (11/22/18)
Minutes	33 vs. Dayton (11/22/18)

Kyle GUY

G • 6-2 • 175 • Junior • Indianapolis, Ind. • Lawrence Central

5

2018-19 HIGHLIGHTS

- Started 28 games
- Tied for team highs with 20 points and six rebounds vs. George Washington (11/11/18)
- Had a career-high five assists vs. Coppin State (11/16/18)
- Game-high 15 points vs. Middle Tennessee (11/21/18)
- Finished with game-high 18 points at Maryland (11/28/18)
- Scored game-high 15 points vs. VCU (12/9/18)
- Drilled five 3-pointers en route to 18 points at South Carolina (12/19/18)
- Had 16 points and seven rebounds vs. William & Mary (12/22/18)
- Recorded career highs in points (30), rebounds (8) and 3-pointers (7) vs. Marshall (12/31/18)
- Scored game-high 21 points, including five 3-pointers, vs. Florida State (1/5/19)
- Set UVA record with 11 consecutive 3-pointers over two-game span (Marshall & Florida State)
- Tallied 10 points and matched career highs in rebounds (8) and assists (5) at Boston College (1/9/19)
- Finished with 16 points vs. Duke (2/9/19)
- Netted 20 points at North Carolina (2/11/19)
- Knocked down four FTs to ice the game on his way to game-high 22 points vs. Notre Dame (2/16/19)
- Team-high 23 points, including six 3-pointers, at Virginia Tech (2/18/19)
- Matched a career high with eight rebounds at Louisville (2/23/19)
- Scored game-high 17 points vs. Pittsburgh (3/2/19)

2018-19 GAME-BY-GAME

Opponent	GP-GS	FG	3FG	FT	O-D	Reb	A	TO	Blk	Stl	PF	Min	Pts
Towson	1-1	2-6	1-5	3-4	0-2	2	3	0	0	0	0	31	8
George Washington	2-2	8-15	4-8	0-1	1-5	6	4	1	0	0	4	33	20
Coppin State	3-3	3-5	1-1	0-0	1-5	6	5	0	0	1	0	28	7
Middle Tenn.	4-4	5-14	3-9	2-2	0-2	2	1	4	0	3	1	34	15
Dayton	5-5	5-11	2-6	2-2	2-1	3	1	1	0	0	0	38	14
Wisconsin	6-6	3-10	2-6	1-2	0-3	3	3	2	0	0	1	34	9
at Maryland	7-7	6-14	5-9	1-1	0-3	3	3	0	0	1	1	38	18
Morgan State	8-8	5-8	3-5	2-2	0-1	1	2	3	0	1	1	27	15
VCU	9-9	4-13	1-5	6-7	3-3	6	1	1	0	0	2	37	15
at South Carolina	10-10	6-14	5-11	1-1	1-0	1	0	2	0	0	1	37	18
William & Mary	11-11	5-8	2-5	4-4	1-6	7	1	2	0	0	3	31	16
Marshall	12-12	10-14	7-9	3-3	1-7	8	0	1	0	0	0	26	30
Florida State	13-13	7-11	5-6	4-4	0-5	5	3	1	0	1	1	34	21
at Boston College	14-14	4-9	2-6	0-0	0-8	8	5	1	1	2	1	35	10
at Clemson	15-15	5-15	3-9	0-0	0-3	3	1	1	0	1	1	35	13
Virginia Tech	16-16	5-9	3-5	2-2	1-4	5	1	2	0	0	1	35	15
at Duke	17-17	6-12	2-7	0-0	2-4	6	1	1	0	1	1	38	14
Wake Forest	18-18	3-10	3-7	3-4	0-4	4	3	2	0	0	2	29	12
at Notre Dame	19-19	6-8	3-5	0-0	1-4	5	0	0	0	0	1	31	15
at NC State	20-20	3-11	1-5	3-4	1-5	6	3	2	0	1	1	40	10
Miami	21-21	4-15	2-8	0-0	0-4	4	3	0	0	1	1	38	10
Duke	22-22	6-15	3-9	1-1	0-0	0	3	5	0	0	2	33	16
at No. Carolina	23-23	7-13	5-9	1-3	0-2	2	1	1	0	0	2	36	20
Notre Dame	24-24	7-15	4-10	4-4	2-4	6	3	1	0	0	0	40	22
at Virginia Tech	25-25	8-15	6-13	1-2	1-6	7	3	4	0	0	2	37	23
at Louisville	26-26	2-8	0-5	4-4	0-8	8	3	1	0	0	2	40	8
Georgia Tech	27-27	3-9	3-6	2-2	0-2	2	1	1	0	1	0	31	11
Pittsburgh	28-28	6-9	5-7	0-0	0-2	2	1	1	0	0	2	25	17

CAREER HIGHS

Points	30 vs. Marshall (12/31/18)
FGs	11 at VCU (11/17/17)
3FGs	7 vs. Marshall (12/31/18)
FTs	8 vs. UNCG (11/10/17)
Rebounds	8, 3x - last at Louisville (2/23/19)
Assists	5, 2x - last at Boston College (1/9/19)
Turnovers	5 vs. Duke (2/9/19)
Blocks	1, 3x - last at Boston College (1/9/19)
Steals	4, 2x - last at Wake Forest (1/21/18)
Minutes	45 vs. Virginia Tech (2/9/18)

SEASON HIGHS

Points	30 vs. Marshall (12/31/18)
FGs	10 vs. Marshall (12/31/18)
3FGs	7 vs. Marshall (12/31/18)
FTs	6 vs. VCU (12/9/18)
Rebounds	8, 3x - last at Louisville (2/23/19)
Assists	5, 2x - last at Boston College (1/9/19)
Turnovers	5 vs. Duke (2/9/19)
Blocks	1 at Boston College (1/9/19)
Steals	3 vs. Middle Tenn. (11/21/18)
Minutes	40, 3x - last at Louisville (2/23/19)

Jayden NIXON

G • 6-3 • 189 • Freshman • Charlottesville, Va. • Choate Rosemary Hall (Conn.)

10

2018-19 HIGHLIGHTS

- Has appeared in 12 contests
- Made collegiate debut with one point vs. Towson (11/6/18)
- Scored two points in seven minutes vs. Coppin State (11/16/18)

2018-19 GAME-BY-GAME

Opponent	GP-GS	FG	3FG	FT	O-D	Reb	A	TO	Blk	Stl	PF	Min	Pts
Towson	1-0	0-0	0-0	1-2	0-0	0	0	0	0	0	3	1	
George Washington	2-0	0-1	0-0	0-0	0-0	0	0	0	0	0	0	2	0
Coppin State	3-0	1-4	0-1	0-0	0-3	3	0	0	1	1	1	7	2
Middle Tenn.	4-0	0-1	0-1	0-0	0-0	0	0	1	0	0	0	2	0
Dayton	DNP												
Wisconsin	DNP												
at Maryland	DNP												
Morgan State	5-0	0-1	0-0	1-2	0-0	0	0	0	0	0	3	5	1
VCU	DNP												
at South Carolina	DNP												
William & Mary	6-0	1-1	0-0	0-0	1-2	3	0	0	0	0	0	4	2
Marshall	7-0	0-1	0-1	0-0	1-0	1	0	2	0	0	1	2	0
Florida State	8-0	0-0	0-0	0-0	0-0	0	0	1	0	0	2	1	0
at Boston College	DNP												
at Clemson	DNP												
Virginia Tech	DNP												
at Duke	DNP												
Wake Forest	9-0	0-0	0-0	0-0	0-0	0	0	0	0	0	1	1	0
at Notre Dame	10-0	0-0	0-0	0-0	0-0	0	0	0	0	0	1	3	0
at NC State	DNP												
Miami	DNP												
Duke	DNP												
at No. Carolina	DNP												
Notre Dame	DNP												
at Virginia Tech	DNP												
at Louisville	DNP												
Georgia Tech	11-0	0-0	0-0	0-0	0-0	0	0	0	0	0	0	2	0
Pittsburgh	12-0	0-0	0-0	0-0	0-0	0	1	0	0	0	1	5	0

CAREER HIGHS

Points	2 vs. Coppin State (11/16/18)
FGs	1 vs. Coppin State (11/16/18)
3FGs	N/A
FTs	1, 2x - last vs. Morgan State (12/3/18)
Rebounds	3 vs. Coppin State (11/16/18)
Assists	1 vs. Pittsburgh (3/2/19)
Turnovers	2 vs. Marshall (1/31/18)
Blocks	1 vs. Coppin State (11/16/18)
Steals	1, 2x - last vs. Pittsburgh (3/2/19)
Minutes	7 vs. Coppin State (11/16/18)

SEASON HIGHS

Points	2 vs. Coppin State (11/16/18)
FGs	1 vs. Coppin State (11/16/18)
3FGs	N/A
FTs	1, 2x - last vs. Morgan State (12/3/18)
Rebounds	3 vs. Coppin State (11/16/18)
Assists	1 vs. Pittsburgh (3/2/19)
Turnovers	2 vs. Marshall (1/31/18)
Blocks	1 vs. Coppin State (11/16/18)
Steals	1, 2x - last vs. Pittsburgh (3/2/19)
Minutes	7 vs. Coppin State (11/16/18)

Ty JEROME

G • 6-5 • 195 • Junior • New Rochelle, N.Y. • Iona Prep

11

2018-19 HIGHLIGHTS

- Started 27 games, missing the Miami (back injury)
- Scored a game-high 20 points and matched a career high with six 3-pointers vs. Towson (11/6/18)
- Led Virginia with 20 points, seven assists, six rebounds and four steals vs. George Washington (11/11/18)
- Scored 15 second-half points vs. Dayton (11/22/18)
- Scored 17 with three rebounds at Maryland (11/28/18)
- Recorded a career-high five steals vs. Morgan State (12/3/18)
- Scored 14 points, including 10 in the last 6:30, to spark comeback win vs. VCU (12/9/18)
- Tallied a game-high 25 points along with seven assists and six rebounds at South Carolina (12/19/18)
- Pulled down a career-best nine rebounds vs. William & Mary (12/22/18)
- Recorded 14 points and four assists vs. Marshall (12/31/18)
- Tallied 13 points, four rebounds and four assists at Boston College (1/9/19)
- Dished out 12 assists to pair with 14 points for a double-double vs. Virginia Tech (1/15/19)
- Tallied 13 points, nine rebounds and six assists at Notre Dame (1/26/19)
- Collected 12 points, six rebounds and six assists at NC State (1/29/19)
- Matched team-high with 16 points vs. Duke (2/9/19)
- Tallied second career double-double with 15 points and 11 assists at North Carolina (2/11/19)
- Recorded 16 points and six assists at Virginia Tech (2/18/19)
- Dropped 19 points and five boards vs. Georgia Tech (2/27/19)

2018-19 GAME-BY-GAME

Opponent	GP-GS	FG	3FG	FT	O-D	Reb	A	TO	Blk	Stl	PF	Min	Pts
Towson	1-1	6-10	6-9	2-2	0-3	3	4	2	0	2	1	29	20
George Washington	2-2	7-9	4-5	2-3	0-6	6	7	2	0	4	1	31	20
Coppin State	3-3	4-6	1-2	2-3	0-4	4	6	1	0	2	1	25	11
Middle Tenn.	4-4	2-5	0-2	3-4	0-1	1	3	2	0	0	1	31	7
Dayton	5-5	3-10	2-6	7-10	1-0	1	2	1	0	1	2	27	15
Wisconsin	6-6	5-17	1-6	0-0	1-3	4	5	0	0	3	3	38	11
at Maryland	7-7	6-14	3-7	2-3	2-1	3	1	1	0	1	2	31	17
Morgan State	8-8	3-8	2-5	0-0	0-3	3	5	1	0	5	0	27	8
VCU	9-9	4-13	3-9	3-4	0-8	8	3	1	0	2	1	37	14
at South Carolina	10-10	9-15	3-8	4-4	1-5	6	7	2	0	0	1	36	25
William & Mary	11-11	3-9	1-2	1-2	0-9	9	4	2	0	2	2	29	8
Marshall	12-12	4-9	1-4	5-6	1-2	3	4	5	0	3	3	28	14
Florida State	13-13	2-11	0-4	2-2	1-3	4	6	1	0	0	0	30	6
at Boston College	14-14	4-9	2-5	3-4	1-3	4	4	2	0	1	3	31	13
at Clemson	15-15	3-9	2-4	0-0	0-3	3	5	2	0	1	0	33	8
Virginia Tech	16-16	5-10	4-7	0-0	1-3	4	12	0	0	2	3	34	14
at Duke	17-17	6-13	1-5	1-3	1-3	4	4	1	0	0	2	35	14
Wake Forest	18-18	4-13	2-5	0-0	0-3	3	5	0	0	1	2	34	10
at Notre Dame	19-19	6-10	1-2	0-0	0-9	9	6	0	0	1	3	29	13
at NC State	20-20	5-11	2-4	0-0	0-6	6	6	4	0	1	3	41	12
Miami	DNP												
Duke	21-21	6-11	2-5	2-2	1-2	3	4	3	0	3	2	37	16
at No. Carolina	22-22	5-9	2-3	3-5	0-4	4	11	2	0	0	3	37	15
Notre Dame	23-23	2-9	2-3	2-2	0-3	3	3	3	0	0	0	38	8
at Virginia Tech	24-24	6-10	3-6	1-1	0-3	3	6	2	0	1	2	38	16
at Louisville	25-25	2-12	0-6	0-0	1-3	4	5	1	0	0	3	38	4
Georgia Tech	26-26	8-13	1-2	2-4	1-4	5	4	1	0	0	0	26	19
Pittsburgh	27-27	4-5	1-1	4-4	0-1	1	2	1	0	0	0	24	13

CAREER HIGHS

Points	31 vs. Boston College (12/30/17)
FGs	11 vs. Boston College (12/30/17)
3FGs	6, 2x - last vs. Towson (11/6/18)
FTs	7 vs. Dayton (11/22/18)
Rebounds	9, 2x - last at Notre Dame (1/26/19)
Assists	12 vs. Virginia Tech (1/15/19)
Turnovers	6 vs. NC State (1/14/18)
Blocks	2 vs. Robert Morris (12/17/16)
Steals	5 vs. Morgan State (12/3/18)
Minutes	43 vs. Virginia Tech (2/9/18)

SEASON HIGHS

Points	25 at South Carolina (12/19/18)
FGs	9 at South Carolina (12/19/18)
3FGs	6 vs. Towson (11/6/18)
FTs	7 vs. Dayton (11/22/18)
Rebounds	9, 2x - last at Notre Dame (1/26/19)
Assists	12 vs. Virginia Tech (1/15/19)
Turnovers	5 vs. Marshall (12/31/18)
Blocks	N/A
Steals	5 vs. Morgan State (12/3/18)
Minutes	41 at NC State (1/29/19)

De'Andre HUNTER

G • 6-7 • 225 • R-Sophomore • Philadelphia, Pa. • Friends' Central School

12

2018-19 HIGHLIGHTS

- Started 28 games
- Finished with 13 points and career-high tying 10 rebounds for second career double-double vs. Towson (11/6/18)
- Tallied a game-high 20 points, including 4-4 3FGs vs. Coppin State (11/16/18)
- Game-high 15 points, eight rebounds and career-high nine assists vs. Middle Tennessee (11/21/18)
- Scored 23 points vs. Dayton (11/22/18)
- Tallied 20 points and nine rebounds vs. Wisconsin (11/23/18)
- Averaged 19.3 points and 7.7 rebounds en route to ACC Player of the Week for week 3 and Battle 4 Atlantis MVP honors
- Finished with 18 points with a career-high nine free throws vs. William & Mary (12/22/18)
- Tallied 18 points at Boston College (1/9/19)
- Netted game-high 21 points vs. Virginia Tech (1/15/19)
- Team-high 18 points at Duke (1/19/19)
- Scored game-high 19 points along with seven rebounds at Notre Dame (1/26/19)
- Dropped team-high 14 points in 39 minutes vs. Miami (2/2/19)
- Scored 20 points at North Carolina (2/11/19)
- Recorded 20 points and career-high matching 10 rebounds for third career double-double vs. Notre Dame (2/16/19)
- Netted career-high 26 points at Louisville (2/23/19)

2018-19 GAME-BY-GAME

Opponent	GP-GS	FG	3FG	FT	O-D	Reb	A	TO	Blk	Stl	PF	Min	Pts
Towson	1-1	5-12	0-1	3-5	4-6	10	1	0	0	1	3	26	13
George Washington	2-2	5-7	0-0	0-0	1-3	4	0	1	0	0	2	20	10
Coppin State	3-3	7-9	4-4	2-3	0-1	1	3	1	0	3	2	16	20
Middle Tenn.	4-4	5-9	2-5	3-4	2-6	8	9	4	1	1	0	35	15
Dayton	5-5	8-11	1-2	6-6	5-1	6	1	2	0	1	2	39	23
Wisconsin	6-6	8-14	0-3	4-6	1-8	9	0	1	1	0	0	36	20
at Maryland	7-7	6-13	1-3	2-2	3-2	5	4	0	1	0	3	35	15
Morgan State	8-8	6-8	2-3	1-2	0-1	1	1	1	0	0	0	20	15
VCU	9-9	1-6	0-1	7-7	2-2	4	0	2	0	0	5	35	9
at South Carolina	10-10	2-10	0-2	1-1	1-2	3	3	0	0	1	3	23	5
William & Mary	11-11	4-8	1-1	9-10	1-3	4	3	0	0	2	1	31	18
Marshall	12-12	3-5	0-1	5-6	1-4	5	3	0	1	0	3	25	11
Florida State	13-13	2-8	0-1	2-2	1-5	6	1	0	0	0	3	27	6
at Boston College	14-14	6-11	2-3	4-7	2-4	6	2	1	0	0	0	35	18
at Clemson	15-15	4-10	2-4	2-2	0-7	7	1	1	0	0	3	31	12
Virginia Tech	16-16	8-12	1-2	4-4	1-4	5	2	3	0	0	2	36	21
at Duke	17-17	8-14	0-2	2-4	1-3	4	0	1	0	1	3	38	18
Wake Forest	18-18	3-5	1-1	4-5	2-5	7	5	0	1	0	1	34	11
at Notre Dame	19-19	9-15	0-2	1-3	1-6	7	2	0	0	0	1	24	19
at NC State	20-20	4-8	1-1	6-8	1-4	5	4	4	0	0	5	38	15
Miami	21-21	6-13	1-2	1-2	1-5	6	2	2	1	2	2	39	14
Duke	22-22	4-9	1-4	2-2	1-3	4	1	2	1	0	4	32	11
at No. Carolina	23-23	7-10	3-3	3-4	0-5	5	2	1	1	1	1	37	20
Notre Dame	24-24	6-11	2-3	6-7	2-8	10	2	1	1	2	0	36	20
at Virginia Tech	25-25	4-9	0-1	2-3	2-2	4	0	1	1	1	2	26	10
at Louisville	26-26	9-11	2-2	6-6	0-4	4	0	1	1	2	2	27	26
Georgia Tech	27-27	6-10	1-4	5-5	1-3	4	3	2	0	0	2	29	18
Pittsburgh	28-28	4-6	1-2	3-4	0-1	1	5	2	0	0	2	29	12

CAREER HIGHS

Points	26 at Louisville (2/23/19)
FGs	9, 2x - last at Louisville (2/23/19)
3FGs	4 vs. Coppin State (11/16/18)
FTs	9 vs. William & Mary (12/22/18)
Rebounds	10, 3x - last vs. Notre Dame (2/16/19)
Assists	9 vs. Middle Tennessee (11/21/18)
Turnovers	4, 2x - last at NC State (1/29/19)
Blocks	2, 3x - vs. Wisconsin (11/23/18)
Steals	3 vs. Coppin State (11/16/18)
Minutes	39, 2x - last vs. Miami (2/2/19)

SEASON HIGHS

Points	26 at Louisville (2/23/19)
FGs	9, 2x - last at Louisville (2/23/19)
3FGs	4 vs. Coppin State (11/16/18)
FTs	9 vs. William & Mary (12/22/18)
Rebounds	10, 2x - last vs. Notre Dame (2/16/19)
Assists	9 vs. Middle Tennessee (11/21/18)
Turnovers	4, 2x - last at NC State (1/29/19)
Blocks	1, 11x, last at Louisville (2/23/19)
Steals	3 vs. Coppin State (11/16/18)
Minutes	39, 2x - last vs. Miami (2/2/19)

Grant KERSEY

G • 6-1 • 160 • Junior • Charlottesville, Va. • Albermarle

13

2018-19 HIGHLIGHTS

- Team manager has appeared in nine games
- Made collegiate debut vs. Towson (11/6/18)
- Scored first career points vs. George Washington (11/11/18)
- Scored five points in three minutes vs. Morgan State (12/3/18)
- Netted 3-pointer at the buzzer to give Virginia 100 points vs. Marshall (12/31/18)

2018-19 GAME-BY-GAME

Opponent	GP-GS	FG	3FG	FT	O-D	Reb	A	TO	Blk	Stl	PF	Min	Pts
Towson	1-0	0-0	0-0	0-0	0-0	0	0	0	0	1	0	1	0
George Washington	2-0	0-0	0-0	2-2	0-0	0	0	0	0	0	0	1	2
Coppin State	3-0	1-1	1-1	0-0	0-0	0	0	0	0	0	0	4	3
Middle Tenn.	DNP												
Dayton	DNP												
Wisconsin	DNP												
at Maryland	DNP												
Morgan State	4-0	1-1	0-0	3-3	0-0	0	1	0	0	0	0	3	5
VCU	DNP												
at South Carolina	DNP												
William & Mary	5-0	0-0	0-0	0-0	0-0	0	0	0	0	0	0	1	0
Marshall	6-0	1-1	1-1	0-0	1-0	1	0	1	0	0	0	2	3
Florida State	7-0	0-0	0-0	0-0	0-0	0	0	1	0	0	0	1	0
at Boston College	DNP												
at Clemson	DNP												
Virginia Tech	DNP												
at Duke	DNP												
Wake Forest	DNP												
at Notre Dame	8-0	0-0	0-0	0-0	0-1	1	0	0	0	0	0	1	0
at NC State	DNP												
Miami	DNP												
Duke	DNP												
at No. Carolina	DNP												
Notre Dame	DNP												
at Virginia Tech	DNP												
at Louisville	DNP												
Pittsburgh	9-0	0-0	0-0	0-0	0-0	0	0	0	0	1	0	2	0

CAREER HIGHS

Points	5 vs. Morgan State (12/3/18)
FGs	1, 3x - last vs. Marshall (12/31/18)
3FGs	1, 2x - last vs. Marshall (12/31/18)
FTs	3 vs. Morgan State (12/3/18)
Rebounds	1, 2x - last vs. Notre Dame (1/26/19)
Assists	1 vs. Morgan State (12/3/18)
Turnovers	1, 2x - last vs. Florida State (1/5/19)
Blocks	N/A
Steals	1, 2x - last vs. Pittsburgh (3/2/19)
Minutes	5 vs. Morgan State (12/3/18)

SEASON HIGHS

Points	5 vs. Morgan State (12/3/18)
FGs	1, 3x - last vs. Marshall (12/31/18)
3FGs	1, 2x - last vs. Marshall (12/31/18)
FTs	3 vs. Morgan State (12/3/18)
Rebounds	1, 2x - last vs. Notre Dame (1/26/19)
Assists	1 vs. Morgan State (12/3/18)
Turnovers	1, 2x - last vs. Florida State (1/5/19)
Blocks	N/A
Steals	1, 2x - last vs. Pittsburgh (3/2/19)
Minutes	5 vs. Morgan State (12/3/18)

Kody STATTMAN

G • 6-7 • 187 • Freshman • Queensland, Australia • St. Augustine's College

23

2018-19 HIGHLIGHTS

- Played 15 games
- Made collegiate debut vs. Towson (11/6/18)
- Scored first career points with six points vs. Coppin State (11/16/18)
- Scored nine points and made first career 3-pointer vs. Morgan State (12/3/18)

2018-19 GAME-BY-GAME

Opponent	GP-GS	FG	3FG	FT	O-D	Reb	A	TO	Blk	Stl	PF	Min	Pts
Towson	1-0	0-2	0-2	0-0	0-0	0	1	0	0	0	1	4	0
George Washington	2-0	0-0	0-0	0-0	0-1	1	0	1	0	0	1	3	0
Coppin State	3-0	1-2	0-1	4-4	0-2	2	1	0	0	1	0	10	6
Middle Tenn.	4-0	1-2	0-1	0-0	0-1	1	0	0	0	0	0	3	2
Dayton	DNP												
Wisconsin	DNP												
at Maryland	DNP												
Morgan State	5-0	2-4	1-3	4-4	0-1	1	0	0	0	0	1	12	9
VCU	DNP												
at South Carolina	DNP												
William & Mary	6-0	1-3	0-2	0-0	0-1	1	0	0	0	0	0	4	2
Marshall	7-0	1-2	1-2	0-0	0-0	0	0	0	0	0	0	6	3
Florida State	8-0	0-0	0-0	0-1	0-1	1	0	2	0	0	2	3	0
at Boston College	9-0	1-1	1-1	0-0	0-1	1	0	0	0	0	0	2	3
at Clemson	10-0	0-0	0-0	0-0	0-1	1	0	0	0	0	0	2	0
Virginia Tech	11-0	0-0	0-0	0-0	0-0	0	0	0	0	0	0	1	0
at Duke	DNP												
Wake Forest	12-0	0-1	0-1	0-0	0-0	0	0	0	0	0	0	2	0
at Notre Dame	13-0	1-2	1-2	0-0	0-0	0	0	0	0	0	0	3	3
at NC State	DNP												
Miami	DNP												
Duke	DNP												
at No. Carolina	DNP												
Notre Dame	DNP												
at Virginia Tech	DNP												
at Louisville	DNP												
Georgia Tech	14-0	0-0	0-0	0-0	0-1	1	0	0	0	0	0	5	0
Pittsburgh	15-0	0-0	0-0	0-0	0-0	0	0	0	0	0	1	7	0

CAREER HIGHS

Points	9 vs. Morgan State (12/3/18)
FGs	2 vs. Morgan State (12/3/18)
3FGs	1, 4x - last at Notre Dame (1/26/19)
FTs	4, 2x - last vs. Morgan State (12/3/18)
Rebounds	2 vs. Coppin State (11/16/18)
Assists	1, 2x - last vs. Coppin State (11/16/18)
Turnovers	2 vs. Florida State (1/5/19)
Blocks	N/A
Steals	1 vs. Coppin State (12/2/18)
Minutes	12 vs. Morgan State (12/3/18)

SEASON HIGHS

Points	9 vs. Morgan State (12/3/18)
FGs	2 vs. Morgan State (12/3/18)
3FGs	1, 4x - last at Notre Dame (1/26/19)
FTs	4, 2x - last vs. Morgan State (12/3/18)
Rebounds	2 vs. Coppin State (11/16/18)
Assists	1, 2x - last vs. Coppin State (11/16/18)
Turnovers	2 vs. Florida State (1/5/19)
Blocks	N/A
Steals	1 vs. Coppin State (12/2/18)
Minutes	12 vs. Morgan State (12/3/18)

Marco ANTHONY

G • 6-4 • 212 • Sophomore • San Antonio, Texas • Holmes

24

2018-19 HIGHLIGHTS

- Played 19 games
- Recorded five points vs. Towson (11/6/18)
- Finished with two points, two rebounds and career-high tying four assists vs. Coppin State (11/16/18)
- Finished with eight points with career-bests in FTs (4), rebounds (4) and blocks (1) in career-high 20 minutes vs. Morgan State (12/3/18)
- Dropped six points vs. Pittsburgh (3/2/19)

2018-19 GAME-BY-GAME

Opponent	GP-GS	FG	3FG	FT	O-D	Reb	A	TO	Blk	Stl	PF	Min	Pts
Towson	1-0	2-3	1-1	0-1	0-1	1	1	0	0	0	2	8	5
George Washington	2-0	0-0	0-0	0-0	0-0	0	1	0	0	0	0	12	0
Coppin State	3-0	1-3	0-1	0-0	0-2	2	4	0	0	0	0	17	2
Middle Tenn.	4-0	0-0	0-0	0-0	0-1	1	0	0	0	0	1	3	0
Dayton	DNP												
Wisconsin	DNP												
at Maryland	5-0	0-1	0-0	0-0	0-1	1	1	0	0	0	0	6	0
Morgan State	6-0	2-4	0-2	4-4	0-4	4	1	2	1	0	1	20	8
VCU	7-0	0-0	0-0	0-0	0-0	0	0	0	0	0	0	2	0
at South Carolina	8-0	0-1	0-0	0-0	0-0	0	0	0	0	0	0	2	0
William & Mary	9-0	0-1	0-0	0-0	0-0	0	1	1	0	0	1	7	2
Marshall	10-0	0-2	0-0	0-0	0-0	0	1	0	0	0	0	5	0
Florida State	11-0	0-0	0-0	2-2	0-0	0	0	2	0	0	0	3	2
at Boston College	12-0	0-1	0-0	0-0	0-0	0	0	0	0	0	0	2	0
at Clemson	13-0	0-2	0-1	0-0	0-0	0	0	0	0	0	0	3	0
Virginia Tech	14-0	0-1	0-1	0-0	0-0	0	0	0	0	0	0	1	0
at Duke	DNP												
Wake Forest	15-0	0-0	0-0	1-2	0-0	0	0	1	0	0	0	3	1
at Notre Dame	16-0	0-1	0-0	0-0	0-1	1	0	0	0	0	0	4	0
at NC State	DNP												
Miami	17-0	0-0	0-0	0-0	0-0	0	0	0	0	0	0	1	0
Duke	DNP												
at No. Carolina	DNP												
Notre Dame	DNP												
at Virginia Tech	DNP												
at Louisville	DNP												
Georgia Tech	18-0	1-3	0-0	0-0	0-2	2	1	0	0	0	0	3	2
Pittsburgh	19-0	2-3	1-1	1-3	0-0	0	0	1	0	0	3	9	6

CAREER HIGHS

Points	10 vs. Louisville (1/31/18)
FGs	4 vs. Louisville (1/31/18)
3FGs	2 vs. Louisville (1/31/18)
FTs	4 vs. Morgan State (12/3/18)
Rebounds	4 vs. Morgan State (12/3/18)
Assists	4, 2x - last vs. Coppin State (11/16/18)
Turnovers	2, 3x - last vs. Florida State (1/5/19)
Blocks	1, 3x - last vs. Morgan State (12/3/18)
Steals	2 vs. Savannah State (12/19/17)
Minutes	20 vs. Morgan State (12/3/18)

SEASON HIGHS

Points	8 vs. Morgan State (12/3/18)
FGs	2, 3x - last vs. Pittsburgh (3/2/19)
3FGs	1, 2x - last vs. Pittsburgh (3/2/19)
FTs	4 vs. Morgan State (12/3/18)
Rebounds	4 vs. Morgan State (12/3/18)
Assists	4 vs. Coppin State (11/16/18)
Turnovers	2, 2x - last vs. Florida State (1/5/19)
Blocks	1 vs. Morgan State (12/3/18)
Steals	N/A
Minutes	20 vs. Morgan State (12/3/18)

Mamadi DIAKITE

F • 6-9 • 228 • R-Junior • Conakry, Guinea, Africa • Blue Ridge School

25

2018-19 HIGHLIGHTS

- Played 27 games, starting 17
- Recorded a block in 20 straight game (VCU 12/9/18 -Georiga Tech 2/27/19), longest streak since Ralph Sampson in 1981-83 (55 games)
- Had two points and two rebounds vs. Towson (11/6/18)
- Scored 10 points vs. George Washington (11/11/18)
- Netted a career-high 18 points vs. Coppin State (11/16/18)
- Recorded six points, five rebounds and one block vs. VCU (12/9/18)
- Scored 10 points at South Carolina (12/19/18)
- Dished out career-best two assists and six boards vs. William & Mary (12/22/18)
- Tallied nine points and career-best three steals vs. Marshall (12/31/18)
- Matched a career high with 18 points at Boston College (1/9/19)
- Scored 11 points, including UVA's first seven, and matched a career high with seven rebounds vs. Wake Forest (1/22/19)
- Tallied 10 points and matched career highs in blocked shots (4) and rebounds (7) at Notre Dame (1/26/19)
- Blocked three shots vs. Miami (2/2/19)
- Tied career high with four blocked shots at North Carolina (2/11/19)
- Recorded 14 points, five rebounds and three blocked shots at Louisville (2/23/19)
- Grabbed a career-high eight boards vs. Georiga Tech (2/27/19)

2018-19 GAME-BY-GAME

Opponent	GP-GS	FG	3FG	FT	O-D	Reb	A	TO	Blk	Stl	PF	Min	Pts
Towson	1-0	1-3	0-2	0-0	0-2	2	1	0	0	0	3	16	2
George Washington	2-0	5-8	0-1	0-0	2-1	3	0	2	2	0	3	17	10
Coppin State	3-1	7-9	2-2	2-2	2-1	3	1	2	2	0	2	22	18
Middle Tenn.	4-2	4-7	0-0	0-0	0-2	2	0	0	0	0	3	17	8
Dayton	5-3	0-2	0-0	0-0	1-0	1	0	0	0	0	3	8	0
Wisconsin	6-3	2-2	0-0	2-2	0-2	2	0	1	0	1	0	17	6
at Maryland	7-3	0-2	0-0	0-0	0-1	1	1	1	0	0	4	10	0
Morgan State	8-3	1-3	0-0	1-1	0-3	3	1	2	1	0	2	13	3
VCU	9-3	2-4	0-0	2-2	2-3	5	0	1	1	0	1	22	6
at South Carolina	10-4	5-6	0-0	0-1	1-4	5	1	1	1	1	4	22	10
William & Mary	11-5	3-5	0-0	0-0	0-6	6	2	0	1	0	2	24	6
Marshall	12-6	4-6	1-1	0-0	2-2	4	0	1	2	3	0	21	9
Florida State	13-7	2-6	0-0	2-3	1-3	4	0	1	1	1	2	25	6
at Boston College	14-8	9-12	0-0	0-0	3-4	7	0	1	2	1	3	25	18
at Clemson	15-9	0-2	0-0	0-0	1-4	5	0	1	1	0	2	19	0
Virginia Tech	16-10	2-4	0-1	0-0	2-1	3	0	0	1	0	1	16	4
at Duke	17-11	1-5	0-2	0-0	0-1	1	0	0	1	0	4	17	2
Wake Forest	18-12	4-9	0-0	3-3	6-1	7	0	0	1	0	1	22	11
at Notre Dame	19-13	4-6	1-1	1-2	2-5	7	0	1	4	0	0	21	10
at NC State	20-14	4-7	0-0	0-0	3-2	5	0	0	4	0	3	20	8
Miami	21-15	4-7	0-0	3-4	5-1	6	0	2	3	0	4	31	11
Duke	22-16	3-4	1-1	0-0	0-3	3	1	1	1	0	1	10	7
at No. Carolina	23-16	2-3	0-0	2-2	0-2	2	0	1	4	0	0	23	6
Notre Dame	24-16	2-5	0-0	1-2	1-4	5	0	1	2	1	4	27	5
at Virginia Tech	25-16	3-8	0-1	2-4	2-4	6	1	2	2	1	3	31	8
at Louisville	26-16	7-10	0-0	0-0	1-4	5	0	1	3	0	2	32	14
Georgia Tech	27-17	3-6	0-0	1-2	2-6	8	1	0	3	0	1	23	7
Pittsburgh	28-17	2-3	0-0	2-2	1-1	2	0	3	0	0	2	20	6

CAREER HIGHS

Points	18, 2x - last at Boston College (1/9/19)
FGs	9 at Boston College (1/9/19)
3FGs	2, 2x - last vs. Coppin State (11/16/18)
FTs	4 vs. Louisville (1/31/18)
Rebounds	8 vs. Georiga Tech (2/27/19)
Assists	2 vs. William & Mary (12/22/18)
Turnovers	4 vs. Wisconsin (11/28/17)
Blocks	4, 4x - last at North Carolina (2/11/19)
Steals	3 vs. Marshall (12/31/18)
Minutes	32 at Louisville (2/23/19)

SEASON HIGHS

Points	18, 2x - last at Boston College (1/9/19)
FGs	9 at Boston College (1/9/19)
3FGs	2 vs. Coppin State (11/16/18)
FTs	3, 2x - last vs. Miami (2/2/19)
Rebounds	8 vs. Georiga Tech (2/27/19)
Assists	2 vs. William & Mary (12/22/18)
Turnovers	3 vs. Pittsburgh (3/2/19)
Blocks	4, 4x - last at North Carolina (2/11/19)
Steals	3 vs. Marshall (12/31/18)
Minutes	32 at Louisville (2/23/19)

Jay HUFF

F • 7-1 • 232 • R-Sophomore • Durham, N.C. • Voyager Academy

30

2018-19 HIGHLIGHTS

- Played 25 games
- Tallied eight points in eight minutes vs. Towson (11/6/18)
- Scored nine points on 4-5 shooting with four rebounds vs. Coppin State (11/16/18)
- Blocked three shots in 14 minutes vs. Morgan State (12/3/18)
- Registered season-high 14 points and career-high eight rebounds vs. Marshall (12/31/18)
- Tallied five points at Boston College (1/9/19)
- Registered 11 points, seven rebounds and one blocked shot in 10 second half minutes at Clemson (1/12/19)
- Provided seven points and a block vs. Virginia Tech (1/15/19)
- Scored game-high 12 points, including an 8-0 run in the first half vs. Wake Forest (1/22/19)
- Knocked down two 3-pointers vs. Duke (2/9/19)
- Tallied 12 points, seven rebounds and two blocked shots at Louisville (2/23/19)
- Finished with career-high three steals vs. Pittsburgh (3/2/19)

2018-19 GAME-BY-GAME

Opponent	GP-GS	FG	3FG	FT	O-D	Reb	A	TO	Blk	Stl	PF	Min	Pts
Towson	1-0	3-4	1-1	1-2	1-0	1	0	0	0	0	1	8	8
George Washington	2-0	1-2	0-1	1-2	0-3	3	1	0	1	0	3	16	3
Coppin State	3-0	4-5	1-1	0-1	1-3	4	0	0	0	0	1	16	9
Middle Tenn.	4-0	1-2	0-0	1-2	2-1	3	0	0	2	0	1	7	3
Dayton	5-0	0-0	0-0	0-0	0-1	1	0	1	0	0	0	5	0
Wisconsin	DNP												
at Maryland	DNP												
Morgan State	6-0	1-1	0-0	0-0	0-2	2	0	1	3	0	1	14	2
VCU	7-0	0-0	0-0	0-0	0-0	0	0	0	0	0	1	2	0
at South Carolina	DNP												
William & Mary	8-0	1-2	1-1	0-0	0-1	1	0	1	0	0	1	5	3
Marshall	9-0	4-8	0-2	6-6	5-3	8	2	1	2	0	4	13	14
Florida State	10-0	0-0	0-0	0-0	0-0	0	0	0	1	0	2	5	0
at Boston College	11-0	2-2	1-1	0-0	0-1	1	0	2	0	0	3	6	5
at Clemson	12-0	4-5	1-2	2-4	1-6	7	0	0	1	0	1	10	11
Virginia Tech	13-0	3-3	1-1	0-0	0-2	2	0	0	1	0	0	11	7
at Duke	14-0	2-2	0-0	0-0	0-1	1	0	1	2	0	2	7	4
Wake Forest	15-0	4-6	1-1	3-3	0-2	2	0	0	2	0	2	13	12
at Notre Dame	16-0	1-5	0-2	0-0	1-1	2	1	0	1	0	0	10	2
at NC State	17-0	3-3	0-0	2-3	0-1	1	0	1	1	0	4	15	8
Miami	18-0	0-2	0-1	0-0	1-1	2	1	1	0	0	0	10	0
Duke	19-0	3-6	2-2	0-0	1-1	2	1	1	1	0	3	14	8
at No. Carolina	20-0	1-3	0-1	0-1	0-2	2	0	1	0	1	0	8	2
Notre Dame	21-0	0-0	0-0	0-0	0-0	0	0	0	0	0	0	3	0
at Virginia Tech	22-0	0-0	0-0	0-0	0-1	1	0	1	0	0	1	5	0
at Louisville	23-0	6-8	0-2	0-0	2-5	7	0	0	2	0	1	17	12
Georgia Tech	24-0	4-5	0-0	0-0	2-2	4	0	1	1	0	2	17	8
Pittsburgh	25-0	1-4	0-1	3-4	0-6	6	1	1	1	3	2	17	5

CAREER HIGHS

Points	16 vs. Austin Peay (11/13/17)
FGs	7 vs. Austin Peay (11/13/17)
3FGs	2, 2x - last vs. Duke (2/9/19)
FTs	6 vs. Marshall (12/31/18)
Rebounds	8 vs. Marshall (12/31/18)
Assists	2, 2x - last vs. Marshall (12/31/18)
Turnovers	2, 2x - last at Boston College (1/9/19)
Blocks	5 vs. Austin Peay (11/13/17)
Steals	3 vs. Pittsburgh (3/2/19)
Minutes	24 vs. Austin Peay (11/13/17)

SEASON HIGHS

Points	14 vs. Marshall (12/31/18)
FGs	6 at Louisville (2/23/19)
3FGs	2 vs. Duke (2/9/19)
FTs	6 vs. Marshall (12/31/18)
Rebounds	8 vs. Marshall (12/31/18)
Assists	2 vs. Marshall (12/31/18)
Turnovers	2 at Boston College (1/9/19)
Blocks	3 vs. Morgan State (12/3/18)
Steals	3 vs. Pittsburgh (3/2/19)
Minutes	17, 3x - last vs. Pittsburgh (3/2/19)

Jack SALT

C • 6-10 • 250 • R-Senior • Auckland, New Zealand • Westlake

33

2018-19 HIGHLIGHTS

- Played 27 games, starting 24
- Totaled four points and three rebounds vs. George Washington (11/6/18)
- Missed the Coppin State with back stiffness, ending his 70-game starting streak
- Scored a career-high 12 points, including 10 in the second half, and had seven rebounds at Maryland (11/28/18)
- Grabbed seven rebounds vs. VCU (12/9/18)
- Pulled down a season-high nine rebounds at South Carolina (12/19/18)
- Scored seven points at Boston College (1/9/19)
- Tallied seven points and eight rebounds at Clemson (1/12/19)
- Recorded seven points and nine rebounds vs. Miami (2/2/19)
- Matched a career-high with two steals vs. Duke (2/9/18)

2018-19 GAME-BY-GAME

Opponent	GP-GS	FG	3FG	FT	O-D	Reb	A	TO	Blk	Stl	PF	Min	Pts
Towson	1-1	1-1	0-0	1-2	2-1	3	0	2	1	0	3	14	3
George Washington	2-2	1-5	0-0	2-2	0-3	3	1	1	0	0	3	21	4
Coppin State	DNP												
Middle Tenn.	3-2	2-3	0-0	0-3	2-2	4	0	0	1	0	1	14	4
Dayton	4-2	1-2	0-0	0-0	1-3	4	0	1	0	0	4	20	2
Wisconsin	5-3	1-4	0-0	0-0	4-1	5	0	1	1	1	4	26	2
at Maryland	6-4	6-7	0-0	0-1	3-4	7	1	0	1	1	3	34	12
Morgan State	7-5	2-3	0-0	2-2	1-3	4	2	0	0	1	2	13	6
VCU	8-6	0-1	0-0	1-3	3-4	7	0	2	1	0	2	20	1
at South Carolina	9-7	1-3	0-0	2-4	2-7	9	2	0	1	1	3	33	4
William & Mary	10-8	3-5	0-0	0-0	2-0	2	0	2	0	0	4	15	6
Marshall	11-9	1-2	0-0	0-0	1-2	3	4	0	0	0	0	16	2
Florida State	12-10	0-2	0-0	2-2	2-3	5	1	0	0	0	2	22	2
at Boston College	13-11	3-3	0-0	1-2	1-1	2	0	1	1	1	3	14	7
at Clemson	14-12	3-5	0-0	1-3	3-5	8	0	2	0	0	3	21	7
Virginia Tech	15-13	2-3	0-0	0-0	3-2	5	0	0	0	0	3	17	4
at Duke	16-14	2-2	0-0	1-2	1-3	4	0	1	0	0	2	28	5
Wake Forest	17-15	3-5	0-0	1-2	2-6	8	0	1	1	1	2	20	7
at Notre Dame	18-16	2-4	0-0	0-0	3-0	3	1	1	0	0	0	20	4
at NC State	19-17	2-2	0-0	1-2	1-3	4	0	2	0	0	5	18	5
Miami	20-18	3-5	0-0	1-1	2-7	9	0	1	0	0	1	18	7
Duke	21-19	3-4	0-0	0-2	2-0	2	2	0	0	2	1	23	6
at No. Carolina	22-20	1-1	0-0	0-0	2-1	3	0	0	0	0	2	10	2
Notre Dame	23-21	1-1	0-0	0-0	0-1	1	1	0	0	0	1	13	2
at Virginia Tech	24-22	0-0	0-0	1-2	0-1	1	0	0	0	0	4	13	0
at Louisville	25-23	0-1	0-0	0-0	0-1	1	0	0	0	0	1	5	0
Georgia Tech	26-23	0-0	0-0	0-0	0-1	1	0	0	1	0	2	12	0
Pittsburgh	27-24	0-0	0-0	0-0	0-2	2	0	0	0	0	1	8	0

CAREER HIGHS

Points	12 at Maryland (11/28/18)
FGs	6 at Maryland (11/28/18)
3FGs	N/A
FTs	4 vs. UNCG (11/10/17)
Rebounds	10 vs. Florida (3/18/17)
Assists	4 vs. Marshall (12/31/18)
Turnovers	3, 2x - last at West Virginia (12/5/17)
Blocks	3 vs. Savannah State (12/19/17)
Steals	2, 2x - last vs. Duke (2/9/18)
Minutes	35 vs. Georgia Tech (1/21/17)

SEASON HIGHS

Points	12 at Maryland (11/28/18)
FGs	6 at Maryland (11/28/18)
3FGs	N/A
FTs	2, 4x - last vs. Florida State (1/5/19)
Rebounds	9, 2x - last vs. Miami (2/2/19)
Assists	4 vs. Marshall (12/31/18)
Turnovers	2, 4x - last at Clemson (1/12/19)
Blocks	1, 8x - last vs. Wake Forest (1/22/19)
Steals	2 vs. Duke (2/9/18)
Minutes	34 at Maryland (11/28/18)

Austin KATSTRA

F • 6-6 • 217 • Sophomore • Charlottesville, Va. • Albemarle

45

2018-19 HIGHLIGHTS

- Has appeared in 10 contests
- Awarded a scholarship on 1/13/19
- Scored three points in seven minutes vs. Coppin State (11/16/18)
- Added a 3-pointer and an assist vs. Morgan State (12/3/18)
- Drilled a 3-pointer vs. Pitt (3/2/19)

2018-19 GAME-BY-GAME

Opponent	GP-GS	FG	3FG	FT	O-D	Reb	A	TO	Blk	Stl	PF	Min	Pts
Towson	1-0	1-1	0-0	0-0	0-2	2	1	0	1	0	0	3	2
George Washington	2-0	0-0	0-0	0-0	0-0	0	0	1	0	0	0	0	2
Coppin State	3-0	1-2	1-2	0-0	0-0	0	1	0	0	0	0	7	3
Middle Tenn.	4-0	0-1	0-1	0-0	0-1	1	0	0	0	0	0	2	0
Dayton	DNP												
Wisconsin	DNP												
at Maryland	DNP												
Morgan State	5-0	1-1	0-0	0-0	0-0	0	1	0	0	0	1	3	2
VCU	DNP												
at South Carolina	DNP												
William & Mary	6-0	0-1	0-1	0-0	0-1	1	0	0	0	0	0	2	0
Marshall	7-0	0-2	0-2	0-0	0-0	0	0	0	0	0	0	2	0
Florida State	8-0	0-0	0-0	0-0	0-0	0	0	0	0	0	1	1	0
at Boston College	DNP												
at Clemson	DNP												
Virginia Tech	DNP												
at Duke	DNP												
Wake Forest	9-0	0-1	0-1	0-0	0	0	0	0	0	0	0	1	0
at Notre Dame	DNP												
at NC State	DNP												
Miami	DNP												
Duke	DNP												
at No. Carolina	DNP												
Notre Dame	DNP												
at Virginia Tech	DNP												
at Louisville	DNP												
Georgia Tech	DNP												
Pittsburgh	10-0	1-1	1-1	0-0	0-0	0	0	0	0	0	0	2	3

CAREER HIGHS

Points	3, 3x - last vs. Pittsburgh (11/16/18)
FGs	1, 5x - last vs. Morgan State (12/3/18)
3FGs	1, 2x - last vs. Coppin State (11/16/18)
FTs	1 vs. Hampton (12/22/17)
Rebounds	2 vs. Towson (11/6/18)
Assists	1, 3x - last vs. Coppin State (11/16/18)
Turnovers	1, 2x - last vs. George Washington (11/11/18)
Blocks	1 vs. Towson (11/6/18)
Steals	1 vs. Austin Peay (11/13/17)
Minutes	7 vs. Coppin State (11/16/18)

SEASON HIGHS

Points	3, 2x - last vs. Pittsburgh (3/2/19)
FGs	1, 3x - last vs. vs. Pittsburgh (3/2/19)
3FGs	1, 2x - last vs. Pittsburgh (3/2/19)
FTs	N/A
Rebounds	2 vs. Towson (11/6/18)
Assists	1, 3x - last vs. Coppin State (11/16/18)
Turnovers	1 vs. George Washington (11/11/18)
Blocks	1 vs. Towson (11/6/18)
Steals	N/A
Minutes	7 vs. Coppin State (11/16/18)



2018-19 Virginia Basketball
Virginia Combined Team Statistics (as of Mar 02, 2019)
All games



RECORD:	OVERALL	HOME	AWAY	NEUTRAL
ALL GAMES	26-2	14-1	9-1	3-0
CONFERENCE	14-2	7-1	7-1	0-0
NON-CONFERENCE	12-0	7-0	2-0	3-0

#	Player	gp-gs	min	avg	Total		3-Point		F-Throw		Rebounds			pf	dq	a	to	blk	stl	pts	avg	
					fg-fga	fg%	3fg-fga	3fg%	ft-fa	ft%	off	def	tot									avg
12	De'Andre Hunter	28-28	863	30.8	150-274	.547	29-63	.460	96-120	.800	37	110	147	5.3	57	2	60	34	11	18	425	15.2
05	Kyle Guy	28-28	950	33.9	144-316	.456	86-196	.439	48-57	.842	18	103	121	4.3	30	0	59	41	1	18	422	15.1
11	Ty Jerome	27-27	874	32.4	124-280	.443	52-127	.409	51-68	.750	13	98	111	4.1	41	0	134	45	0	36	351	13.0
25	Mamadi Diakite	28-17	573	20.5	86-154	.558	5-12	.417	24-32	.750	39	74	113	4.0	62	0	10	28	43	11	201	7.2
02	Braxton Key	28-6	615	22.0	61-146	.418	15-52	.288	40-53	.755	36	124	160	5.7	50	0	33	22	16	31	177	6.3
30	Jay Huff	25-0	254	10.2	49-78	.628	9-20	.450	19-28	.679	17	46	63	2.5	37	0	7	14	22	5	126	5.0
00	Kihei Clark	28-10	722	25.8	37-113	.327	20-60	.333	24-30	.800	7	52	59	2.1	34	0	68	29	0	22	118	4.2
33	Jack Salt	27-24	488	18.1	44-74	.595	0-0	.000	17-35	.486	43	67	110	4.1	61	1	15	18	9	8	105	3.9
23	Kody Statmann	15-0	67	4.5	8-19	.421	4-14	.286	8-9	.889	2	8	10	0.7	6	0	2	3	0	1	28	1.9
01	Grant Kersey	9-0	16	1.8	3-3	1.000	2-2	1.000	5-5	1.000	1	1	2	0.2	0	0	1	2	0	2	13	1.4
24	Marco Anthony	19-0	113	5.9	8-26	.308	2-7	.286	8-12	.667	0	12	12	0.6	8	0	11	7	1	0	26	1.4
45	Austin Katstra	10-0	26	2.6	4-10	.400	2-8	.250	0-0	.000	1	4	5	0.5	4	0	3	1	1	0	10	1.0
10	Jayden Nixon	12-0	39	3.3	2-9	.222	0-3	.000	2-4	.500	2	5	7	0.6	10	0	1	4	1	2	6	0.5
01	Francesco Badocchi	9-0	25	2.8	2-4	.500	0-1	.000	0-0	.000	3	3	6	0.7	2	0	0	0	0	0	4	0.4
Team											35	28	63				9					
Total.....		28	5625		722-1506	.479	226-565	.400	342-453	.755	254	735	989	35.3	402	3	404	257	105	154	2012	71.9
Opponents.....		28	5629		549-1467	.374	160-599	.267	258-399	.647	243	572	815	29.1	438	-	248	306	75	149	1516	54.1

TEAM STATISTICS	VA	OPP	Date	Opponent	Score	Att.
SCORING	2012	1516	11/06/18	TOWSON	w 73-42	13807
Points per game	71.9	54.1	11/11/18	GEORGE WASHINGTON	w 76-57	13574
Scoring margin	+17.7	-	11/16/18	COPPIN ST.	w 97-40	13971
FIELD GOALS-ATT	722-1506	549-1467	! 11/21/18	vs Middle Tennessee	w 74-52	1115
Field goal pct	.479	.374	! 11/22/18	vs Dayton	w 66-59	2258
3 POINT FG-ATT	226-565	160-599	! 11/23/18	vs Wisconsin	w 53-46	2249
3-point FG pct	.400	.267	11/28/18	at Maryland	w 76-71	17950
3-pt FG made per game	8.1	5.7	12/03/18	MORGAN ST.	w 83-45	13397
FREE THROWS-ATT	342-453	258-399	12/09/18	VCU	w 57-49	13648
Free throw pct	.755	.647	12/19/18	at South Carolina	w 69-52	12291
F-Throws made per game	12.2	9.2	12/22/18	WILLIAM & MARY	w 72-40	14623
REBOUNDS	989	815	12/31/18	MARSHALL	w 100-64	14623
Rebounds per game	35.3	29.1	* 01/05/19	FLORIDA ST.	w 65-52	14623
Rebounding margin	+6.2	-	* 01/09/19	at Boston College	w 83-56	5738
ASSISTS	404	248	* 01/12/19	at Clemson	w 63-43	9242
Assists per game	14.4	8.9	* 01/15/19	VIRGINIA TECH	w 81-59	14623
TURNOVERS	257	306	* 01/19/19	at Duke	L 70-72	9314
Turnovers per game	9.2	10.9	* 01/22/19	WAKE FOREST	w 68-45	14273
Turnover margin	+1.8	-	* 01/26/19	at Notre Dame	w 82-55	9149
Assist/turnover ratio	1.6	0.8	* 01/29/19	at NC State	wot 66-65	18211
STEALS	154	149	* 02/02/19	MIAMI (FL)	w 56-46	13978
Steals per game	5.5	5.3	* 02/09/19	DUKE	L 71-81	14629
BLOCKS	105	75	* 02/11/19	at North Carolina	w 69-61	21386
Blocks per game	3.8	2.7	* 02/16/19	NOTRE DAME	w 60-54	13448
ATTENDANCE	210763	135707	* 02/18/19	at Virginia Tech	w 64-58	9275
Home games-Avg/Game	15-14051	10-13008	* 02/23/19	at Louisville	w 64-52	17529
Neutral site-Avg/Game	-	3-1874	* 02/27/19	GEORGIA TECH	w 81-51	14094
			* 03/02/19	PITTSBURGH	w 73-49	13452

Score by Periods	1st	2nd	OT	Totals
Virginia	1005	996	11	2012
Opponents	695	811	10	1516

! = Battle 4 Atlantis (Nassau, Bahamas)
* = Conference game



2018-19 Virginia Basketball
Virginia Combined Team Statistics (as of Mar 02, 2019)
Conference games



RECORD:	OVERALL	HOME	AWAY	NEUTRAL
ALL GAMES	14-2	7-1	7-1	0-0
CONFERENCE	14-2	7-1	7-1	0-0
NON-CONFERENCE	0-0	0-0	0-0	0-0

#	Player	gp-gs	min	avg	Total		3-Point		F-Throw		Rebounds				pf	dq	a	to	blk	stl	pts	avg
					fg-fga	fg%	3fg-fga	3fg%	ft-fa	ft%	off	def	tot	avg								
12	De'Andre Hunter	16-16	522	32.6	90-162	.556	18-37	.486	53-68	.779	16	71	87	5.4	33	1	32	22	7	9	251	15.7
05	Kyle Guy	16-16	557	34.8	82-184	.446	50-117	.427	23-28	.821	8	65	73	4.6	16	0	35	24	1	12	237	14.8
11	Ty Jerome	15-15	506	33.7	68-155	.439	25-62	.403	20-27	.741	7	53	60	4.0	23	0	83	26	0	11	181	12.1
25	Mamadi Diakite	16-11	362	22.6	52-97	.536	2-6	.333	17-24	.708	30	46	76	4.8	35	0	3	17	33	5	123	7.7
02	Braxton Key	16-1	364	22.8	36-89	.404	9-32	.281	21-28	.750	20	75	95	5.9	24	0	22	14	13	15	102	6.4
30	Jay Huff	16-0	168	10.5	34-54	.630	6-14	.429	10-15	.667	8	32	40	2.5	24	0	4	10	14	4	84	5.3
33	Jack Salt	16-15	260	16.3	25-38	.658	0-0	.000	9-18	.500	22	37	59	3.7	33	1	5	9	3	4	59	3.7
00	Kiheil Clark	16-6	390	24.4	19-58	.328	12-32	.375	7-9	.778	5	28	33	2.1	17	0	37	16	0	11	57	3.6
24	Marco Anthony	9-0	30	3.3	3-11	.273	1-3	.333	4-7	.571	0	3	3	0.3	3	0	1	4	0	0	11	1.2
45	Austin Katstra	3-0	5	1.7	1-2	.500	1-2	.500	0-0	.000	1	0	1	0.3	1	0	0	0	0	0	3	1.0
23	Kody Statmann	8-0	25	3.1	2-4	.500	2-3	.667	0-1	.000	0	4	4	0.5	3	0	0	2	0	0	6	0.8
01	Francesco Badocchi	7-0	19	2.7	1-2	.500	0-1	.000	0-0	.000	1	2	3	0.4	0	0	0	0	0	0	2	0.3
10	Jayden Nixon	5-0	13	2.6	0-0	.000	0-0	.000	0-0	.000	0	0	0	0.0	5	0	1	1	0	1	0	0.0
13	Grant Kersey	3-0	4	1.3	0-0	.000	0-0	.000	0-0	.000	0	1	1	0.3	0	0	0	1	0	1	0	0.0
Team											24	15	39				8					
Total.....		16	3225		413-856	.482	126-309	.408	164-225	.729	142	432	574	35.9	217	2	223	154	71	73	1116	69.8
Opponents.....		16	3225		320-858	.373	106-380	.279	153-231	.662	141	325	466	29.1	220	-	152	148	43	92	899	56.2

TEAM STATISTICS	VA	OPP	Date	Opponent	Score	Att.
SCORING	1116	899	* 01/05/19	FLORIDA ST.	w 65-52	14623
Points per game	69.8	56.2	* 01/09/19	at Boston College	w 83-56	5738
Scoring margin	+13.6	-	* 01/12/19	at Clemson	w 63-43	9242
FIELD GOALS-ATT	413-856	320-858	* 01/15/19	VIRGINIA TECH	w 81-59	14623
Field goal pct	.482	.373	* 01/19/19	at Duke	L 70-72	9314
3 POINT FG-ATT	126-309	106-380	* 01/22/19	WAKE FOREST	w 68-45	14273
3-point FG pct	.408	.279	* 01/26/19	at Notre Dame	w 82-55	9149
3-pt FG made per game	7.9	6.6	* 01/29/19	at NC State	wot 66-65	18211
FREE THROWS-ATT	164-225	153-231	* 02/02/19	MIAMI (FL)	w 56-46	13978
Free throw pct	.729	.662	* 02/09/19	DUKE	L 71-81	14629
F-Throws made per game	10.3	9.6	* 02/11/19	at North Carolina	w 69-61	21386
REBOUNDS	574	466	* 02/16/19	NOTRE DAME	w 60-54	13448
Rebounds per game	35.9	29.1	* 02/18/19	at Virginia Tech	w 64-58	9275
Rebounding margin	+6.8	-	* 02/23/19	at Louisville	w 64-52	17529
ASSISTS	223	152	* 02/27/19	GEORGIA TECH	w 81-51	14094
Assists per game	13.9	9.5	* 03/02/19	PITTSBURGH	w 73-49	13452
TURNOVERS	154	148	! = Battle 4 Atlantis (Nassau, Bahamas)			
Turnovers per game	9.6	9.3	* = Conference game			
Turnover margin	-0.4	-				
Assist/turnover ratio	1.4	1.0				
STEALS	73	92				
Steals per game	4.6	5.8				
BLOCKS	71	43				
Blocks per game	4.4	2.7				
ATTENDANCE	113120	99844				
Home games-Avg/Game	8-14140	8-12480				
Neutral site-Avg/Game	-	0-0				

Score by Periods	1st	2nd	OT	Totals
Virginia	560	545	11	1116
Opponents	426	463	10	899



2018-19 Virginia Basketball
Virginia Team Game-by-Game Comparison (as of Mar 02, 2019)
All games



Opponent	1st	2nd	Score	Mar	Total FG	FG Pct	3-Pointers	3FG Pct	Free Throws	FT Pct	Rebounds	Assist	T/Over	Block	Steal	Fouls
TOWSON	28/19	45/23	73-42	+31	26-54/13-41	.481/.317	10-26/4-14	.385/.286	11-18/12-27	.611/.444	35/32 +3	19/0	5/14	3/0	6/3	19/18
GEORGE WASHINGTON	42/17	34/40	76-57	+19	30-55/18-45	.545/.400	8-19/6-18	.421/.333	8-13/15-23	.615/.652	32/25 +7	18/8	12/16	3/2	7/4	22/21
COPPIN ST.	45/17	52/23	97-40	+57	35-58/17-52	.603/.327	15-25/6-24	.600/.250	12-15/0-0	.800/.000	35/25 +10	24/10	4/16	5/0	8/0	8/19
Middle Tennessee	38/25	36/27	74-52	+22	26-56/20-51	.464/.392	8-23/3-13	.348/.231	14-20/9-12	.700/.750	38/26 +12	16/12	13/15	4/4	8/9	11/18
Dayton	27/22	39/37	66-59	+7	21-49/25-46	.429/.543	7-20/5-14	.350/.357	17-22/4-8	.773/.500	30/27 +3	8/12	9/14	0/2	6/6	14/21
Wisconsin	33/18	20/28	53-46	+7	20-54/21-48	.370/.438	4-17/2-11	.235/.182	9-12/2-3	.750/.667	31/33 (2)	10/13	5/13	2/5	9/4	9/11
Maryland	39/30	37/41	76-71	+5	28-59/27-50	.475/.540	10-22/7-17	.455/.412	10-15/10-16	.667/.625	23/35 (12)	15/12	2/14	2/2	7/0	19/16
MORGAN ST.	47/23	36/22	83-45	+38	27-50/14-54	.540/.259	8-22/4-19	.364/.211	21-23/13-16	.913/.813	33/28 +5	17/5	13/16	5/2	9/10	15/21
VCU	29/24	28/25	57-49	+8	13-44/18-61	.295/.295	5-18/6-29	.278/.207	26-30/7-11	.867/.636	38/34 +4	9/7	12/8	2/4	4/2	18/21
South Carolina	33/26	36/26	69-52	+17	26-59/20-55	.441/.364	8-24/3-18	.333/.167	9-13/9-13	.692/.692	33/37 (4)	15/9	5/12	2/4	6/4	15/15
WILLIAM & MARY	34/23	38/17	72-40	+32	24-50/16-49	.480/.327	5-13/2-20	.385/.100	19-21/6-16	.905/.375	42/24 +18	12/3	7/7	1/3	4/4	17/17
MARSHALL	50/25	50/39	100-64	+36	33-62/20-57	.532/.351	12-27/6-22	.444/.273	22-26/18-23	.846/.783	45/23 +22	18/5	16/13	5/4	7/11	18/20
FLORIDA ST.	42/23	23/29	65-52	+13	21-52/15-44	.404/.341	7-16/6-23	.438/.261	16-18/16-27	.889/.593	36/32 +4	12/8	11/15	2/6	4/9	16/19
Boston College	43/31	40/25	83-56	+27	33-55/22-57	.600/.386	8-19/7-25	.421/.280	9-14/5-9	.643/.556	41/21 +20	17/6	11/9	6/0	5/4	16/12
Clemson	27/21	36/22	63-43	+20	23-57/14-54	.404/.259	10-23/3-19	.435/.158	7-12/12-17	.583/.706	46/36 +10	11/5	8/7	2/2	4/7	13/14
VIRGINIA TECH	44/22	37/37	81-59	+22	31-53/19-44	.585/.432	13-24/7-21	.542/.333	6-6/14-17	1000/.824	27/19 +8	18/10	9/9	2/1	4/6	10/10
Duke	32/37	38/35	70-72	(2)	28-53/26-51	.528/.510	3-17/2-14	.176/.143	11-17/18-31	.647/.581	30/32 (2)	8/6	8/8	4/1	4/5	20/18
WAKE FOREST	36/23	32/22	68-45	+23	22-57/17-55	.386/.309	7-21/6-24	.333/.250	17-21/5-7	.810/.714	41/37 +4	14/10	7/11	6/3	6/5	15/18
Notre Dame	42/25	40/30	82-55	+27	35-67/22-61	.522/.361	8-18/8-29	.444/.276	4-7/3-8	.571/.375	45/33 +12	12/10	2/7	5/3	2/1	9/8
NC State	27/23	28/32	66-65	+1	24-52/22-64	.462/.344	4-10/7-26	.400/.269	14-19/14-21	.737/.667	39/35 +4	15/10	16/8	6/4	2/8	22/16
MIAMI (FL)	28/21	28/25	56-46	+10	22-52/17-50	.423/.340	6-17/4-21	.353/.190	6-10/8-15	.600/.533	42/24 +18	16/6	14/7	6/2	5/6	10/14
DUKE	35/39	36/42	71-81	(10)	28-60/26-45	.467/.578	10-24/13-21	.417/.619	5-7/16-23	.714/.696	28/25 +3	15/18	14/15	5/5	8/12	17/9
North Carolina	36/29	33/32	69-61	+8	24-45/23-65	.533/.354	11-20/9-30	.550/.300	10-18/6-7	.556/.857	27/38 (11)	16/17	10/8	6/3	5/2	11/14
NOTRE DAME	29/25	31/29	60-54	+6	19-52/19-55	.365/.345	8-23/8-30	.348/.267	14-17/8-8	.824/1000	36/33 +3	12/8	8/9	4/3	5/6	6/13
Virginia Tech	32/29	32/29	64-58	+6	23-50/23-58	.460/.397	11-27/3-28	.407/.107	7-12/9-13	.583/.692	31/28 +3	14/9	13/8	4/2	5/9	15/12
Louisville	27/37	37/15	64-52	+12	26-56/17-55	.464/.309	2-17/12-33	.118/.364	10-10/6-8	1000/.750	39/28 +11	12/10	5/5	7/3	2/2	12/12
GEORGIA TECH	41/22	40/29	81-51	+30	30-54/21-56	.556/.375	9-17/5-17	.529/.294	12-17/4-7	.706/.571	41/21 +20	17/7	8/7	5/3	3/4	9/13
PITTSBURGH	39/19	34/30	73-49	+24	24-41/17-44	.585/.386	9-16/6-19	.563/.316	16-20/9-13	.800/.692	25/24 +1	14/12	10/15	1/2	9/6	16/18

Note: Game totals are displayed in the format TEAM/OPPONENT for each category



2018-19 Virginia Basketball
Virginia Points-Rebounds-Assists (as of Mar 02, 2019)
All games



Opponent	Date	Score	00 CLARK,KIHE	01 BADOCCHI,F	02 KEY,BRAXTO	05 GUY,KYLE	10 NIXON,JAYD	11 JEROME,TY	12 HUNTER,DE'	
TOWSON	11/06/18	73-42	w	4-1-6	DNP	7-9-1	8-2-3	1-0-0	20-3-4	13-10-1
GEORGE WASHINGTON	11/11/18	76-57	w	2-2-3	DNP	5-3-1	20-6-4	0-0-0	20-6-7	10-4-0
COPPIN ST.	11/16/18	97-40	w	9-2-2	DNP	7-7-1	7-6-5	2-3-0	11-4-6	20-1-3
vs Middle Tennessee	11/21/18	74-52	w	7-2-1	DNP	13-7-2	15-2-1	0-0-0	7-1-3	15-8-9
vs Dayton	11/22/18	66-59	w	9-5-2	DNP	3-6-2	14-3-1	DNP	15-1-2	23-6-1
vs Wisconsin	11/23/18	53-46	w	5-5-2	DNP	0-0-0	9-3-3	DNP	11-4-5	20-9-0
at Maryland	11/28/18	76-71	w	4-2-4	DNP	10-1-0	18-3-3	DNP	17-3-1	15-5-4
MORGAN ST.	12/03/18	83-45	w	3-2-2	DNP	6-9-1	15-1-2	1-0-0	8-3-5	15-1-1
VCU	12/09/18	57-49	w	9-2-4	DNP	3-4-1	15-6-1	DNP	14-8-3	9-4-0
at South Carolina	12/19/18	69-52	w	2-0-2	DNP	5-7-0	18-1-0	DNP	25-6-7	5-3-3
WILLIAM & MARY	12/22/18	72-40	w	2-1-1	0-2-0	9-4-0	16-7-1	2-3-0	8-9-4	18-4-3
MARSHALL	12/31/18	100-64	w	5-2-2	2-1-0	7-8-2	30-8-0	0-1-0	14-3-4	11-5-3
FLORIDA ST.	01/05/19	65-52	w	0-1-1	2-0-0	20-6-0	21-5-3	0-0-0	6-4-6	6-6-1
at Boston College	01/09/19	83-56	w	0-0-4	0-0-0	9-9-2	10-8-5	DNP	13-4-4	18-6-2
at Clemson	01/12/19	63-43	w	5-1-1	0-0-0	7-8-3	13-3-1	DNP	8-3-5	12-7-1
VIRGINIA TECH	01/15/19	81-59	w	9-2-1	0-0-0	7-1-2	15-5-1	DNP	14-4-12	21-5-2
at Duke	01/19/19	70-72	L	2-1-1	DNP	11-6-2	14-6-1	DNP	14-4-4	18-4-0
WAKE FOREST	01/22/19	68-45	w	0-0-0	0-0-0	4-7-1	12-4-3	0-0-0	10-3-5	11-7-5
at Notre Dame	01/26/19	82-55	w	12-1-1	0-2-0	4-6-1	15-5-0	0-0-0	13-9-6	19-7-2
at NC State	01/29/19	66-65	w	0-1-1	DNP	8-8-1	10-6-3	DNP	12-6-6	15-5-4
MIAMI (FL)	02/02/19	56-46	w	9-5-6	DNP	5-8-4	10-4-3	DNP	DNP	14-6-2
DUKE	02/09/19	71-81	L	3-1-1	DNP	4-10-2	16-0-3	DNP	16-3-4	11-4-1
at North Carolina	02/11/19	69-61	w	3-2-2	DNP	1-6-0	20-2-1	DNP	15-4-11	20-5-2
NOTRE DAME	02/16/19	60-54	w	0-5-2	DNP	3-5-1	22-6-3	DNP	8-3-3	20-10-2
at Virginia Tech	02/18/19	64-58	w	0-2-2	DNP	6-3-2	23-7-3	DNP	16-3-6	10-4-0
at Louisville	02/23/19	64-52	w	0-5-4	DNP	0-1-0	8-8-3	DNP	4-4-5	26-4-0
GEORGIA TECH	02/27/19	81-51	w	8-3-6	0-1-0	8-6-1	11-2-1	0-0-0	19-5-4	18-4-3
PITTSBURGH	03/02/19	73-49	w	6-3-4	DNP	5-5-0	17-2-1	0-0-1	13-1-2	12-3-5

Opponent	Date	Score	13 KERSEY,GRA	23 STATTMANN,	24 ANTHONY,MA	25 DIAKITE,MA	30 HUFF,JAY	33 SALT,JACK	45 KATSTRA,AU	
TOWSON	11/06/18	73-42	w	0-0-0	0-0-1	5-1-1	2-2-1	8-1-0	3-3-0	2-2-1
GEORGE WASHINGTON	11/11/18	76-57	w	2-0-0	0-1-0	0-0-1	10-3-0	3-3-1	4-3-1	0-0-0
COPPIN ST.	11/16/18	97-40	w	3-0-0	6-2-1	2-2-4	18-3-1	9-4-0	DNP	3-0-1
vs Middle Tennessee	11/21/18	74-52	w	DNP	2-1-0	0-1-0	8-2-0	3-3-0	4-4-0	0-1-0
vs Dayton	11/22/18	66-59	w	DNP	DNP	DNP	0-1-0	0-1-0	2-4-0	DNP
vs Wisconsin	11/23/18	53-46	w	DNP	DNP	DNP	6-2-0	DNP	2-5-0	DNP
at Maryland	11/28/18	76-71	w	DNP	DNP	0-1-1	0-1-1	DNP	12-7-1	DNP
MORGAN ST.	12/03/18	83-45	w	5-0-1	9-1-0	8-4-1	3-3-1	2-2-0	6-4-2	2-0-1
VCU	12/09/18	57-49	w	DNP	DNP	0-0-0	6-5-0	0-0-0	1-7-0	DNP
at South Carolina	12/19/18	69-52	w	DNP	DNP	0-0-0	10-5-1	DNP	4-9-2	DNP
WILLIAM & MARY	12/22/18	72-40	w	0-0-0	2-1-0	0-0-1	6-6-2	3-1-0	6-2-0	0-1-0
MARSHALL	12/31/18	100-64	w	3-1-0	3-0-0	0-0-1	9-4-0	14-8-2	2-3-4	0-0-0
FLORIDA ST.	01/05/19	65-52	w	0-0-0	0-1-0	2-0-0	6-4-0	0-0-0	2-5-1	0-0-0
at Boston College	01/09/19	83-56	w	DNP	3-1-0	0-0-0	18-7-0	5-1-0	7-2-0	DNP
at Clemson	01/12/19	63-43	w	DNP	0-1-0	0-0-0	0-5-0	11-7-0	7-8-0	DNP
VIRGINIA TECH	01/15/19	81-59	w	DNP	0-0-0	0-0-0	4-3-0	7-2-0	4-5-0	DNP
at Duke	01/19/19	70-72	L	DNP	DNP	DNP	2-1-0	4-1-0	5-4-0	DNP
WAKE FOREST	01/22/19	68-45	w	DNP	0-0-0	1-0-0	11-7-0	12-2-0	7-8-0	0-1-0
at Notre Dame	01/26/19	82-55	w	0-1-0	3-0-0	0-1-0	10-7-0	2-2-1	4-3-1	DNP
at NC State	01/29/19	66-65	w	DNP	DNP	DNP	8-5-0	8-1-0	5-4-0	DNP
MIAMI (FL)	02/02/19	56-46	w	DNP	DNP	0-0-0	11-6-0	0-2-1	7-9-0	DNP
DUKE	02/09/19	71-81	L	DNP	DNP	DNP	7-3-1	8-2-1	6-2-2	DNP
at North Carolina	02/11/19	69-61	w	DNP	DNP	DNP	6-2-0	2-2-0	2-3-0	DNP
NOTRE DAME	02/16/19	60-54	w	DNP	DNP	DNP	5-5-0	0-0-0	2-1-1	DNP
at Virginia Tech	02/18/19	64-58	w	DNP	DNP	DNP	8-6-1	0-1-0	1-1-0	DNP
at Louisville	02/23/19	64-52	w	DNP	DNP	DNP	14-5-0	12-7-0	0-1-0	DNP
GEORGIA TECH	02/27/19	81-51	w	DNP	0-1-0	2-2-1	7-8-1	8-4-0	0-1-0	DNP
PITTSBURGH	03/02/19	73-49	w	0-0-0	0-0-0	6-0-0	6-2-0	5-6-1	0-2-0	3-0-0



2018-19 Virginia Basketball
Virginia Game-by-Game Highs (as of Mar 02, 2019)
All games



Opponent	Date	Score	Points	Rebounds	Assists	Steals	Blocked shots
TOWSON	11/06/18	73-42	20-Ty Jerome	10-De'Andre Hunter	6-Kihe Clark	2-Ty Jerome	1-Austin Katstra Jack Salt Braxton Key
GEORGE WASHINGTON	11/11/18	76-57	20-Ty Jerome Kyle Guy	6-Kyle Guy Ty Jerome	7-Ty Jerome	4-Ty Jerome	2-Mamadi Diakite
COPPIN ST.	11/16/18	97-40	20-De'Andre Hunter	7-Braxton Key	6-Ty Jerome	3-De'Andre Hunter	2-Braxton Key Mamadi Diakite
vs Middle Tennessee	11/21/18	74-52	15-Kyle Guy De'Andre Hunter	8-De'Andre Hunter	9-De'Andre Hunter	3-Kyle Guy	2-Jay Huff
vs Dayton	11/22/18	66-59	23-De'Andre Hunter	6-Braxton Key De'Andre Hunter	2-Ty Jerome Kihe Clark Braxton Key	4-Braxton Key	None
vs Wisconsin	11/23/18	53-46	20-De'Andre Hunter	9-De'Andre Hunter	5-Ty Jerome	3-Ty Jerome Kihe Clark	1-De'Andre Hunter Jack Salt
at Maryland	11/28/18	76-71	18-Kyle Guy	7-Jack Salt	4-De'Andre Hunter Kihe Clark	2-Braxton Key Kihe Clark	1-De'Andre Hunter Jack Salt
MORGAN ST.	12/03/18	83-45	15-De'Andre Hunter Kyle Guy	9-Braxton Key	5-Ty Jerome	5-Ty Jerome	3-Jay Huff
VCU	12/09/18	57-49	15-Kyle Guy	8-Ty Jerome	4-Kihe Clark	2-Ty Jerome Kihe Clark	1-Jack Salt Mamadi Diakite
at South Carolina	12/19/18	69-52	25-Ty Jerome	9-Jack Salt	7-Ty Jerome	2-Mamadi Diakite Braxton Key	1-Mamadi Diakite Jack Salt
WILLIAM & MARY	12/22/18	72-40	18-De'Andre Hunter	9-Ty Jerome	4-Ty Jerome	2-De'Andre Hunter Ty Jerome	1-Mamadi Diakite
MARSHALL	12/31/18	100-64	30-Kyle Guy	8-Jay Huff Braxton Key Kyle Guy	4-Ty Jerome Jack Salt	3-Ty Jerome Mamadi Diakite	2-Mamadi Diakite Jay Huff
FLORIDA ST.	01/05/19	65-52	21-Kyle Guy	6-De'Andre Hunter Braxton Key	6-Ty Jerome	1-Kihe Clark Braxton Key Mamadi Diakite Kyle Guy	1-Mamadi Diakite Jay Huff
at Boston College	01/09/19	83-56	18-Mamadi Diakite De'Andre Hunter	9-Braxton Key	5-Kyle Guy	2-Kyle Guy	2-Mamadi Diakite Braxton Key
at Clemson	01/12/19	63-43	13-Kyle Guy	8-Jack Salt Braxton Key	5-Ty Jerome	2-Braxton Key	1-Jay Huff Mamadi Diakite
VIRGINIA TECH	01/15/19	81-59	21-De'Andre Hunter	5-Kyle Guy Jack Salt De'Andre Hunter	12-Ty Jerome	2-Ty Jerome	1-Mamadi Diakite Jay Huff
at Duke	01/19/19	70-72	18-De'Andre Hunter	6-Braxton Key Kyle Guy	4-Ty Jerome	1-Kihe Clark Kyle Guy De'Andre Hunter Braxton Key	2-Jay Huff
WAKE FOREST	01/22/19	68-45	12-Kyle Guy Jay Huff	8-Jack Salt	5-De'Andre Hunter Ty Jerome	2-Kyle Guy	2-Jay Huff
at Notre Dame	01/26/19	82-55	19-De'Andre Hunter	9-Ty Jerome	6-Ty Jerome	1-Kihe Clark Ty Jerome	4-Mamadi Diakite
at NC State	01/29/19	66-65	15-De'Andre Hunter	8-Braxton Key	6-Ty Jerome	1-Kyle Guy Ty Jerome	4-Mamadi Diakite
MIAMI (FL)	02/02/19	56-46	14-De'Andre Hunter	9-Jack Salt	6-Kihe Clark	2-De'Andre Hunter Braxton Key	3-Mamadi Diakite
DUKE	02/09/19	71-81	16-Ty Jerome Kyle Guy	10-Braxton Key	4-Ty Jerome	3-Ty Jerome	2-Braxton Key
at North Carolina	02/11/19	69-61	20-Kyle Guy	6-Braxton Key	11-Ty Jerome	3-Kihe Clark	4-Mamadi Diakite



2018-19 Virginia Basketball
Virginia Game-by-Game Highs (as of Mar 02, 2019)
All games



Opponent	Date	Score	Points	Rebounds	Assists	Steals	Blocked shots
			De'Andre Hunter				
NOTRE DAME	02/16/19	60-54	22-Kyle Guy	10-De'Andre Hunter	3-Ty Jerome Kyle Guy	2-De'Andre Hunter	2-Mamadi Diakite
at Virginia Tech	02/18/19	64-58	23-Kyle Guy	7-Kyle Guy	6-Ty Jerome	2-Kyle Guy	2-Mamadi Diakite
at Louisville	02/23/19	64-52	26-De'Andre Hunter	8-Kyle Guy	5-Ty Jerome	2-De'Andre Hunter	3-Mamadi Diakite
GEORGIA TECH	02/27/19	81-51	19-Ty Jerome	8-Mamadi Diakite	6-Kihei Clark	2-Braxton Key	3-Mamadi Diakite
PITTSBURGH	03/02/19	73-49	17-Kyle Guy	6-Jay Huff	5-De'Andre Hunter	3-Jay Huff	1-Jay Huff



Individual Career History



Marco Anthony

Season	gp-gs	min/avg	Total		3-Point		F-Throws		Rebounds				Scoring							
			fg-fga	pct	fg-fga	pct	ft-fta	pct	off	def	tot	avg	pf	fo	ast	to	blk	stl	pts	avg
2017-18	13-0	103/7.9	10-28	.357	5-13	.385	1-3	.333	1	12	13	1.0	5	0	9	6	2	2	26	2.0
2018-19	19-0	113/5.9	8-26	.308	2-7	.286	8-12	.667	0	12	12	0.6	8	0	11	7	1	0	26	1.4
TOTAL	32-0	216/6.8	18-54	.333	7-20	.350	9-15	.600	1	24	25	0.8	13	0	20	13	3	2	52	1.6

Francesco Badocchi

Season	gp-gs	min/avg	Total		3-Point		F-Throws		Rebounds				Scoring							
			fg-fga	pct	fg-fga	pct	ft-fta	pct	off	def	tot	avg	pf	fo	ast	to	blk	stl	pts	avg
2018-19	9-0	25/2.8	2-4	.500	0-1	.000	0-0	.000	3	3	6	0.7	2	0	0	0	0	0	4	0.4
TOTAL	9-0	25/2.8	2-4	.500	0-1	.000	0-0	.000	3	3	6	0.7	2	0	0	0	0	0	4	0.4

Francisco Caffaro

Kihei Clark

Season	gp-gs	min/avg	Total		3-Point		F-Throws		Rebounds				Scoring							
			fg-fga	pct	fg-fga	pct	ft-fta	pct	off	def	tot	avg	pf	fo	ast	to	blk	stl	pts	avg
2018-19	28-10	722/25.8	37-113	.327	20-60	.333	24-30	.800	7	52	59	2.1	34	0	68	29	0	22	118	4.2
TOTAL	28-10	722/25.8	37-113	.327	20-60	.333	24-30	.800	7	52	59	2.1	34	0	68	29	0	22	118	4.2

Mamadi Diakite

Season	gp-gs	min/avg	Total		3-Point		F-Throws		Rebounds				Scoring							
			fg-fga	pct	fg-fga	pct	ft-fta	pct	off	def	tot	avg	pf	fo	ast	to	blk	stl	pts	avg
2016-17	32-1	449/14.0	50-92	.543	3-11	.273	18-33	.545	28	54	82	2.6	75	2	6	13	39	8	121	3.8
2017-18	34-0	532/15.6	75-130	.577	0-0	.000	32-41	.780	31	70	101	3.0	74	1	5	26	16	15	182	5.4
2018-19	28-17	573/20.5	86-154	.558	5-12	.417	24-32	.750	39	74	113	4.0	62	0	10	28	43	11	201	7.2
TOTAL	94-18	1554/16.5	211-376	.561	8-23	.348	74-106	.698	98	198	296	3.1	211	3	21	67	98	34	504	5.4

Kyle Guy

Season	gp-gs	min/avg	Total		3-Point		F-Throws		Rebounds				Scoring							
			fg-fga	pct	fg-fga	pct	ft-fta	pct	off	def	tot	avg	pf	fo	ast	to	blk	stl	pts	avg
2016-17	34-6	634/18.6	90-205	.439	51-103	.495	25-35	.714	5	52	57	1.7	37	0	45	21	1	13	256	7.5
2017-18	34-33	1102/32.4	178-429	.415	83-212	.392	42-51	.824	13	76	89	2.6	41	0	50	42	1	35	481	14.1
2018-19	28-28	950/33.9	144-316	.456	86-196	.439	48-57	.842	18	103	121	4.3	30	0	59	41	1	18	422	15.1
TOTAL	96-67	2686/28.0	412-950	.434	220-511	.431	115-143	.804	36	231	267	2.8	108	0	154	104	3	66	1159	12.1

Jay Huff

Season	gp-gs	min/avg	Total		3-Point		F-Throws		Rebounds				Scoring							
			fg-fga	pct	fg-fga	pct	ft-fta	pct	off	def	tot	avg	pf	fo	ast	to	blk	stl	pts	avg
2017-18	12-0	106/8.8	17-25	.680	2-7	.286	5-8	.625	6	17	23	1.9	14	1	4	4	14	1	41	3.4
2018-19	25-0	254/10.2	49-78	.628	9-20	.450	19-28	.679	17	46	63	2.5	37	0	7	14	22	5	126	5.0
TOTAL	37-0	360/9.7	66-103	.641	11-27	.407	24-36	.667	23	63	86	2.3	51	1	11	18	36	6	167	4.5



Individual Career History

De'Andre Hunter

Season	gp-gs	min/avg	Total		3-Point		F-Throws		Rebounds				Scoring							
			fg-fga	pct	fg-fga	pct	ft-fta	pct	off	def	tot	avg	pf	fo	ast	to	blk	stl	pts	avg
2017-18	33-0	657/19.9	104-213	.488	21-55	.382	74-98	.755	38	79	117	3.5	60	1	36	31	13	19	303	9.2
2018-19	28-28	863/30.8	150-274	.547	29-63	.460	96-120	.800	37	110	147	5.3	57	2	60	34	11	18	425	15.2
TOTAL	61-28	1520/24.9	254-487	.522	50-118	.424	170-218	.780	75	189	264	4.3	117	3	96	65	24	37	728	11.9

Ty Jerome

Season	gp-gs	min/avg	Total		3-Point		F-Throws		Rebounds				Scoring							
			fg-fga	pct	fg-fga	pct	ft-fta	pct	off	def	tot	avg	pf	fo	ast	to	blk	stl	pts	avg
2016-17	34-4	473/13.9	52-110	.473	29-73	.397	14-18	.778	1	54	55	1.6	59	1	50	30	2	15	147	4.3
2017-18	34-34	1046/30.8	133-316	.421	58-153	.379	38-42	.905	11	95	106	3.1	79	0	132	54	1	55	362	10.6
2018-19	27-27	874/32.4	124-280	.443	52-127	.409	51-68	.750	13	98	111	4.1	41	0	134	45	0	36	351	13.0
TOTAL	95-65	2393/25.2	309-706	.438	139-353	.394	103-128	.805	25	247	272	2.9	179	1	316	129	3	106	860	9.1

Austin Katstra

Season	gp-gs	min/avg	Total		3-Point		F-Throws		Rebounds				Scoring							
			fg-fga	pct	fg-fga	pct	ft-fta	pct	off	def	tot	avg	pf	fo	ast	to	blk	stl	pts	avg
2017-18	10-0	19/1.9	4-7	.571	1-4	.250	1-2	.500	0	5	5	0.5	1	0	0	1	0	1	10	1.0
2018-19	10-0	26/2.6	4-10	.400	2-8	.250	0-0	.000	1	4	5	0.5	4	0	3	1	1	0	10	1.0
TOTAL	20-0	45/2.3	8-17	.471	3-12	.250	1-2	.500	1	9	10	0.5	5	0	3	2	1	1	20	1.0

Grant Kersey

Season	gp-gs	min/avg	Total		3-Point		F-Throws		Rebounds				Scoring							
			fg-fga	pct	fg-fga	pct	ft-fta	pct	off	def	tot	avg	pf	fo	ast	to	blk	stl	pts	avg
2018-19	9-0	16/1.8	3-3	1.000	2-2	1.000	5-5	1.000	1	1	2	0.2	0	0	1	2	0	2	13	1.4
TOTAL	9-0	16/1.8	3-3	1.000	2-2	1.000	5-5	1.000	1	1	2	0.2	0	0	1	2	0	2	13	1.4

Braxton Key

Season	gp-gs	min/avg	Total		3-Point		F-Throws		Rebounds				Scoring							
			fg-fga	pct	fg-fga	pct	ft-fta	pct	off	def	tot	avg	pf	fo	ast	to	blk	stl	pts	avg
2018-19	28-6	615/22.0	61-146	.418	15-52	.288	40-53	.755	36	124	160	5.7	50	0	33	22	16	31	177	6.3
TOTAL	28-6	615/22.0	61-146	.418	15-52	.288	40-53	.755	36	124	160	5.7	50	0	33	22	16	31	177	6.3

Jayden Nixon

Season	gp-gs	min/avg	Total		3-Point		F-Throws		Rebounds				Scoring							
			fg-fga	pct	fg-fga	pct	ft-fta	pct	off	def	tot	avg	pf	fo	ast	to	blk	stl	pts	avg
2018-19	12-0	39/3.3	2-9	.222	0-3	.000	2-4	.500	2	5	7	0.6	10	0	1	4	1	2	6	0.5
TOTAL	12-0	39/3.3	2-9	.222	0-3	.000	2-4	.500	2	5	7	0.6	10	0	1	4	1	2	6	0.5

Jack Salt

Season	gp-gs	min/avg	Total		3-Point		F-Throws		Rebounds				Scoring							
			fg-fga	pct	fg-fga	pct	ft-fta	pct	off	def	tot	avg	pf	fo	ast	to	blk	stl	pts	avg
2015-16	21-9	135/6.4	16-32	.500	0-0	.000	1-4	.250	14	10	24	1.1	25	0	0	10	5	1	33	1.6
2016-17	34-34	627/18.4	52-93	.559	0-0	.000	22-45	.489	53	85	138	4.1	88	2	13	21	22	11	126	3.7
2017-18	34-34	673/19.8	52-81	.642	0-0	.000	13-34	.382	50	89	139	4.1	62	0	9	21	22	11	117	3.4
2018-19	27-24	488/18.1	44-74	.595	0-0	.000	17-35	.486	43	67	110	4.1	61	1	15	18	9	8	105	3.9
TOTAL	116-101	1923/16.6	164-280	.586	0-0	.000	53-118	.449	160	251	411	3.5	236	3	37	70	58	31	381	3.3

Kody Stattmann

Season	gp-gs	min/avg	Total		3-Point		F-Throws		Rebounds				Scoring							
			fg-fga	pct	fg-fga	pct	ft-fta	pct	off	def	tot	avg	pf	fo	ast	to	blk	stl	pts	avg
2018-19	15-0	67/4.5	8-19	.421	4-14	.286	8-9	.889	2	8	10	0.7	6	0	2	3	0	1	28	1.9
TOTAL	15-0	67/4.5	8-19	.421	4-14	.286	8-9	.889	2	8	10	0.7	6	0	2	3	0	1	28	1.9