



VIRGINIA

2015-16 VIRGINIA CAVALIER WOMEN'S BASKETBALL GAME NOTES

2015-16 Schedule/Results

Nov. 13	at Middle Tennessee	W, 70-66
Nov. 16	NORFOLK STATE	W, 86-50
Nov. 19	at Auburn	W, 69-52
Nov. 22	LONGWOOD	W, 81-46
Nov. 26	vs. Green Bay^	W, 68-59
Nov. 27	vs. Rutgers^	L, 60-48
Nov. 28	vs. Tulane^	L, 67-62
Dec. 02	No. 24 IOWA	L, 85-73
Dec. 05	NJIT	W, 81-54
Dec. 08	BOWLING GREEN	W, 68-39
Dec. 18	CHARLESTON SOUTHERN	W, 85-65
Dec. 21	at No. 9 Ohio State	L, 93-73
Dec. 28	Richmond 54, Lafayette 46%	
Dec. 28	COPPIN STATE%	W, 75-40
Dec. 29	Coppin State 64, Lafayette 57	
Dec. 29	RICHMOND%	W, 71-51
Jan. 03	No. 22 MIAMI*^{RSN}	W, 76-56
Jan. 07	No. 3 NOTRE DAME*	L, 74-46
Jan. 10	at Wake Forest*	W, 52-50
Jan. 14	No. 23 LOUISVILLE*	L, 59-41
Jan. 17	at Georgia Tech* ^{ESPN3}	W, 78-67
Jan. 21	at No. 14 Florida State* ^{ESPN3}	L, 70-48
Jan. 24	PITTSBURGH*^{RSN}	L, 58-55
Jan. 27	at NC State*	7:30 p.m.
Feb. 4	at Duke* ^{ESPN3}	7 p.m.
Feb. 7	VIRGINIA TECH*	2 p.m.
Feb. 11	SYRACUSE*^{RSN}	7 p.m.
Feb. 14	at Boston College* ^{RSN}	5 p.m.
Feb. 18	at Louisville* ^{ESPN3}	7 p.m.
Feb. 21	CLEMSON*^{RSN}	1 p.m.
Feb. 25	NORTH CAROLINA*^{RSN}	7 p.m.
Feb. 28	at Virginia Tech	2 p.m.

* ACC game

^ Paradise Jam (U.S. Virgin Islands)

% Cavalier Classic Tournament

[RSN] - ACC Regional Sports Networks

[ESPN3] - streamed online on ESPN.go.com/
watchespn

All Times Eastern

Rankings are Associated Press

Game #22 • Jan. 27, 2016 • 7:30 p.m.

Broughton High School • Raleigh, N.C.



Virginia Cavaliers (13-8, 3-4 ACC)

at

NC State Wolfpack (14-6, 5-2 ACC)



Radio: WINA 1070-AM and 98.9 FM: Channing Poole, Chelsea Shine Wilson

TV: none

The Virginia women's basketball team (13-8, 3-4 ACC) plays at NC State (14-6, 5-2 ACC) on Wednesday, Jan. 27 at 7:30 p.m. at Broughton High School in Raleigh, N.C.

Virginia has lost three of its last four games including a 58-55 setback on Sunday (Jan. 24) against Pitt. The Cavaliers shot 27.3 percent against the Panthers, the fourth time this season their shooting percentage was below 30 percent. Last season, the Cavaliers did not have a game in which they shot less than 30 percent. The 27.3 percent was the Cavaliers worst-shooting game since going 15-of-56 (26.8 percent) against Kansas State in the 2013 Junkanoo Jam tournament in the Bahamas.

Despite the cold shooting, Virginia managed to rally and nearly erase double-digit deficits twice in the Pitt game. UVA trailed by 14 points, 30-16, with 2:08 remaining in the first half, but trailed by one, 39-38, at the end of the third quarter. After Pitt built back up a 12-point lead, 52-40, with 3:46 remaining in the game, Virginia again got to within one point, 54-53, with 30 seconds remaining, but could not complete the comeback. Despite shooting 29.8 percent at Wake Forest, the Cavaliers erased a seven-point deficit in the fourth quarter to comeback to win 52-50. Earlier this season in the Paradise Jam Tournament, Virginia overcame a 14-point first-half deficit against Green Bay to win 68-59.

Sophomore Mikayla Venson (Arlington, Va.) scored 12 points in the final 5:14 of the Pitt game. Venson went 2-of-2 from three-point range and 6-of-6 from the free throw line to fuel the comeback attempt.

The Cavaliers were 21-of-26 (80.8 percent) from the free throw line against Pitt, the third time this season the team has made more than 20 free throws in a game and the fifth time they have shot better than 80 percent from the line. The Cavaliers are back to leading the conference in free throw shooting percentage, making 74.0 percent of their attempts, which ranks 32nd in the nation. Venson and Dominique Wilson of NC State are the top two players in the conference in free throw shooting, both making 84.5 percent of their attempts.

Projected Starting Lineup

G	1	Mikayla Venson	So.	15.1 ppg	2.4 rpg	58 assts/29 stls
• 7th in the ACC in scoring; scored 23 points with 6 assists at Georgia Tech						
G	12	Breyana Mason	Jr.	10.0 ppg	3.5 rpg	55 assts/38 stls
• 1st 20-point game of year at GT, 21 points on 10-of-14 shooting; 15 pts at Florida State						
G	23	Aliyah Huland El	So.	9.7 ppg	3.4 rpg	31 assts/22 stls
• Played all 40 minutes at Georgia Tech, scoring 12 points						
F	21	Lauren Moses	So.	10.1 ppg	7.5 rpg	20 assts/37 stls
• Three double-doubles; 7th in ACC in rebounding						
F	44	Sydney Umeri	Jr.	2.7 ppg	3.9 rpg	11 assts/14 stls
• 8 points, 7 rebounds at Georgia Tech						

QUICK FACTS
THE UNIVERSITY OF VIRGINIA

Name.....The University of Virginia
 Founded.....by Thomas Jefferson in 1819
 Nicknames.....Cavaliers, Wahos, 'Hoos
 Location.....Charlottesville, Va.
 Enrollment.....21,238 (14,898 undergraduate)
 President.....Teresa A. Sullivan (Michigan State '70)
 Athletics Director.....Craig Littlepage (Pennsylvania '73)
 Conference.....Atlantic Coast Conference (ACC)
 Colors.....Orange and Blue
 Official Athletics Websites.....VirginiaSports.com
VirginiaSportsTV.com
 University Website.....virginia.edu

WOMEN'S BASKETBALL INFORMATION

First Season of Basketball.....1973-74
 All-Time Record.....867-418 (43rd year)*
 All-Time Home Record.....427-191*
 John Paul Jones Arena.....124-41 (10th season)*
 University Hall.....302-149
 All-Time ACC Record.....340-198 (36 years)*
 Home Facility.....John Paul Jones Arena (14,593)
 Press Row Phone Number.....434-962-0579
 NCAA Tournament Appearances/Last.....24/2010
 NCAA Tournament Record.....33-24
 WNIT Tournament Appearances/Last.....5/2012
 WNIT Tournament Record.....11-6
 2014-15 Record.....17-14
 ACC Record/Finish.....7-9/9th
 Letterwinners Returning/Lost.....7/3
 Starters Returning/Lost.....4/1
 Newcomers.....4

COACHING & SUPPORT STAFF

Head Coach.....Joanne Boyle
 Career Record.....290-156*
 Virginia Record.....86-63*
 Associate Head Coach.....Kim McNeill
 Assistant Coach.....La'Keshia Frett Meredith
 Assistant Coach.....Cory McNeill
 Asst AD WBB Operations.....Sarah Holsinger
 Assistant Director of Operations.....Hadley Zeavin
 Video Coordinator.....James Rogol
 Athletic Trainer.....Shannon Soares
 Strength & Conditioning.....Robb Hornett
 Equipment Manager.....Matt Althoff

*records through games of 1/22/16

INTERVIEW POLICY

All interview requests for Virginia women's basketball must be made through Melissa Dudek in the Virginia Athletics Media Relations Office. Players' individual phone numbers will not be given to the media at any time. Game day interviews will not be granted until the postgame press conference opportunity. Please give a minimum of 24 hours notice for all interview requests.

HOOS HOT

- Breyana Mason has scored in double-digits in six of the last seven games
- Mason led the team in scoring at Florida State (15 pts) and was tied for the team lead against Pitt (14)
- In the last four games, Mason is averaging 15.5 ppg, shooting 53.8 percent (28-of-52) and is 4-of-6 from 3pt range
- Mason has raised her season scoring average to 10.0 ppg; she is averaging 13.4 ppg in ACC games
- Mason has grabbed four or more rebounds in six of the last eight games
- Mikayla Venson had a streak 12-straight games of double digit scoring snapped at Florida State, but picked right back up with a 14-point game against Pitt
- Venson is shooting 43.2 percent from 3-pt range in ACC games, ranking fifth in the conference
- Lauren Moses matched her career high with seven offensive rebounds against Pitt
- Moses also had a career-high four steals against Pitt
- Moné Jones scored eight points with four rebounds at Florida State, her second-highest point tally of the season
- Jones had five points and five rebounds against Pitt

ACC TOP-10

- Mikayla Venson is seventh in scoring (15.1 ppg)
- Venson is second in free throw percentage (84.5 percent)
- Venson is eighth in made-threes per game (2.2)
- Venson is sixth in minutes-per-game (33.2)
- Lauren Moses is seventh in rebounding (7.5 rpg)
- Faith Randolph is fifth in free throw percentage (80.4)
- Randolph is eighth in assist-to-turnover ratio (1.8)

CAVALIERS VS WOLFPACK

- Virginia leads the all-time series 39-33
- UVA has won four of the last six meetings, including a 71-63 victory last season at JPJ, but has lost the last two meetings in Raleigh
- The Wolfpack are 8-2 on their "home" court at Broughton High School this season
- NC State has won five of its last six games, including a triple overtime thriller in Pittsburgh (Jan. 10) and a 72-61 victory over Virginia Tech last Thursday (Jan. 21). The Wolfpack's only loss in that span was a 92-90 game against No. 23 Louisville
- Dominique Wilson leads the team, averaging 16.0 points per game

VIRGINIA VS RANKED TEAMS

- The Cavaliers are 1-5 this season against ranked teams, including a 76-56 victory over No. 22 Miami
- Joanne Boyle has led the team to seven victories over ranked teams in her five seasons in Charlottesville
- Virginia's last win over a top-10 team was the final game of the 2014-15 regular-season, a 75-59 victory over No. 8 Louisville
- Virginia's last victory over a top-five team was a 69-64 win over No. 3 Tennessee in Boyle's first season with the Cavaliers (11/20/11)

FREE THROWS

- Virginia leads ACC in free throw shooting efficiency at 74.0 percent
- Mikayla Venson had a streak of 26-consecutive made free throws, including going 6-of-6 against Iowa and 8-of-8 against Green Bay, snapped in the third quarter at Ohio State
- Venson is second in the ACC with an 82.8 free throw shooting percentage
- Faith Randolph, who led the ACC in free throw percentage last season (90.7 percent) snapped a streak of 14-consecutive made free throw attempts in the Charleston Southern game, going 4-of-6 from the stripe. Randolph is shooting 80.4 percent this season (5th in the ACC)

RALLY TIME

- Virginia erased a 14-point deficit to comeback to win against Green Bay in the opener of the Paradise Jam
- In the final game of the Paradise Jam, Virginia twice erased double-digit deficits against Tulane, 11 points in the first quarter and 10 points in the third, but ultimately fell 67-62
- After trailing by 14 points at halftime at Ohio State, 43-29, UVA pulled to within three, 59-56, with 1:56 remaining in the third quarter but ultimately fell 93-73
- Virginia trailed by seven points, 49-42, at Wake Forest, tying the game with 44 seconds remaining and taking the lead with 16 second left
- UVA trailed by 14 points, 30-16, with 2:08 remaining in the first half, but trailed by one, 39-38, at the end of the third quarter. After Pitt built back up a 12-point lead, 52-40, with 3:46 remaining in the game, Virginia again got to within one point, 54-53, with 30 seconds remaining, but could not complete the comeback.

LOSS AT FSU

- UVA fell 70-48 at No. 14 Florida State
- The Seminoles scored 50 of their 70 point in the paint, while UVA managed just 18 points down low
- Virginia committed 22 turnovers to FSU's 12 (-10)
- The Seminoles outrebound the Cavaliers 42-26 (-16)
- Breyana Mason scored a team-high 15 points, her first time leading the team in scoring this season
- Shakayla Thomas came off the bench to score 20 points in 16 minutes for FSU on 10-of-13 shooting

41 POINTS VS. LOUISVILLE

- UVA's 59-41 loss to No. 23 Louisville was the Cavaliers' lowest-scoring game since a 62-41 loss at Duke in 2013 and only the third time since the start of the 1978-79 season that a Cavalier team scored 41 or fewer points in a game.
- In the three-game span including Notre Dame, Wake Forest and Louisville, Virginia averaged 46.3 points per game with 15 made field goals per game, shooting 30.8.
- A 21-3 second-quarter run helped Louisville, which led the entire game, take a 33-18 lead into the halftime break. The Cardinals scored 25 points off 19 Virginia turnovers while the Cavaliers scored seven points off 13 Louisville miscues.
- Virginia only had four assists in the game with Mikayla Venson accounting for all four
- Louisville outrebounded the Cavaliers 34-29

**BLUE RIBBON PANEL
PRESEASON
ALL-CONFERENCE HONORS****ACC Preseason Poll**

1. Notre Dame - 753 points (41)
2. Florida State - 695 (8)
3. Louisville - 649 (2)
4. Duke - 638
5. Syracuse - 544
6. Miami - 477
7. North Carolina - 435
8. Virginia - 364
9. NC State - 336
10. Pitt - 329
11. Georgia Tech - 328
12. Boston College - 204
13. Virginia Tech - 148
14. Wake Forest - 139
15. Clemson - 81

Preseason All-ACC Team

Rebecca Greenwell, R-So., G, Duke
Azura Stevens, So., F/G, Duke
Adut Bulgak, Sr., C, Florida State
Leticia Romero, Jr., G, Florida State
Mariya Moore, So., G, Louisville
Adrienne Motley, Jr., G, Miami
Lindsay Allen, Jr., G, Notre Dame
Brianna Turner, So., F, Notre Dame
Alexis Peterson, Jr., G, Syracuse
Faith Randolph, Sr., G, Virginia

Preseason ACC Player of the Year

Brianna Turner, So., F, Notre Dame

ACC Newcomer Watch List

Angela Salvadores, Fr, G, Duke
Asia Durr, Fr, G, Louisville
Destinee Walker, Fr., G, North Carolina
Marina Mabrey, Fr., G, Notre Dame
Arike Ogunbowale, Fr., G, Notre Dame

2015-16 Women's Basketball Game Promotions/ Theme Games**Sunday, February 7 vs. Virginia Tech - Commonwealth Clash**

The Commonwealth Clash encourages a friendly, statewide rivalry between the two schools across all school-sponsored sports with 21 individual event points on the line. The school that accumulates 11 points or more will be crowned the winner and take home the Virginia529 Commonwealth Clash trophy. The UVA-VT game is worth a half point in the Clash. UVA claimed the inaugural Commonwealth Clash 15-7 last season.

Thursday, February 11 vs. Syracuse - Throwback Thursday: '90s Night

Prizes will be randomly awarded to fans dressed in 90's costumes.

Sunday, February 21 vs. Clemson - Play4Kay

Annual Pink game. First 1,500 fans receive a pink rally towel

Thursday, February 25 vs. UNC - Throwback Thursday: '00s Night

Senior Night - Pregame senior recognition. Live DJ playing tunes from the early 2000's throughout the game

COLD SHOOTING AGAINST NOTRE DAME

- The Cavaliers made just eight baskets in each half, shooting 29.6 percent (16-of-54) against Notre Dame
- Faith Randolph and Lauren Moses combined to go 4-of-23 (17.3 percent)
- Notre Dame dominated on second-chance points (18-2)
- Mikayla Venson was 4-of-8 from three while the rest of the team went 1-of-7

ACC CO-PLAYER OF THE WEEK (DEC. 28)

- Faith Randolph was named Atlantic Coast Conference Women's Basketball Co-Player of the Week with Notre Dame's Lindsay Allen.
- Virginia's Randolph matched her career high with 26 points at No. 9/10 Ohio State. The senior from Derwood, Maryland, started a furious UVA third-quarter comeback, hitting three early 3-pointers as part of a 14-point quarter that turned a 14-point halftime deficit into a three-point game with 1:56 remaining in the third quarter. Randolph shot 50-percent from the field, which included a 66.7 clip from long range.
- This is the second ACC weekly honor of Randolph's career and first for a UVA player this season.

ACC OPENER AGAINST MIAMI

- Virginia upset No. 22 Miami, its first win over a ranked team this season and the 55th time in program history that the Cavaliers have defeated a higher-ranked team and the 24th time that an unranked UVA squad has defeated a ranked opponent
- Leading by one after the first quarter, Virginia shot 63.2 percent (12-of-19) in the second in outscoring Miami 28-9 and followed that up by outscoring the Hurricanes 23-12 in the third when the Cavaliers had their largest lead of 33 points. Miami scored 24 points in the fourth period to narrow the deficit, but the Cavaliers still managed to open the conference season with a 20-point victory over a ranked opponent.
- Miami committed 28 turnovers with UVA scoring 26 points off
- The Cavaliers were 6-of-9 (66.7 percent) from three-point range, with Aliyah Huland El going 3-of-3 from beyond the arc.
- Faith Randolph was one of five Cavaliers to finish the game in double figures, scoring 16 points while also contributing eight assists, four steals and four rebounds.

DECEMBER TO REMEMBER

- Mikayla Venson averaged 17.9 points per game in the seven games in the month moving into the top-10 in scoring in the conference for the first time in her career (currently 9th)
- Venson is 20-of-22 (90.9 percent) from the free throw line and 19-of-43 (45.3 percent) from three [43-95]
- Venson has 43 field goals and 24 assists
- Faith Randolph averaged 14.4 points per game and 4.0 rpg
- Randolph has 26 assists (3.7 per game) and a 2.1 assist-to-turnover ratio
- Lauren Moses averaged 11.7 points and 9.0 rpg (33 O-boards, 30 defensive)
- Moses moved into the top-10 in the ACC in rebounding (currently T-6th)
- Aliyah Huland El averaged 11.6 points in 21.0 minutes per game

CAVALIER CLASSIC

- Virginia went 2-0 in their home tournament, downing Coppin State 75-40 and Richmond 71-51
- Virginia was +15 rebounding in the tournament and +5 on the turnover margin
- Lauren Moses was named the tournament MVP. Moses scored a combined 30 points with 19 rebounds
- Against Coppin State, Moses started the game making her first seven field goal attempts, finishing the game 7-of-8 shooting with 17 points and five rebounds.
- Against Richmond, Moses logged her third double-double of the season, scoring 13 points with a career-high 14 rebounds. She grabbed eight of those rebounds in the first 8:03 of the year
- Mikayla Venson was named to the All-Tournament Team, averaging 13.5 points per game. Venson scored 16 points with four assists, three rebounds and a steal in the opener against Coppin State
- Faith Randolph scored a combined 20 points in the two games, but tallied 11 assists, nine rebounds and three steals

AT OHIO STATE

- After trailing by 14 points at halftime at Ohio State, 43-29, UVA pulled to within three, 59-56, with 1:56 remaining in the third quarter but ultimately fell 93-73
- Mikayla Venson scored 24 points, going 4-of-5 from three-point range. Venson scored 10 points in the fourth quarter.
- Faith Randolph matched her career high with 26 points, going 4-of-6 from three-point range. Randolph scored 14 points in the third quarter, hitting all four of her threes in the period
- Ohio State outscored Virginia 54-18 in the paint

DURING THE THREE-GAME WIN STREAK VS NJIT, BOWLING GREEN AND CHARLESTON SOUTHERN

- ... averaged a +25.3 scoring margin
- ... has made at least eight three-pointers in each game
- ... is averaging 18.0 assists per game
- ... has 22 fewer turnovers than the opponents (+7.3 per game)
- ... has 36 more rebounds than the opponents (+12.0 per game)
- ... is averaging 63 shots to opponents' 50.3
- ... four Cavaliers averaged 12.0 or more points per game

ASSISTS VS CHARLESTON SOUTHERN

- Faith Randolph dished eight assists against Charleston Southern, matching her career high as she also dished eight assists last season in the upset-win over No. 8 Louisville (3/1/15)
- Mikayla Venson also matched her career high with six assists against CSU
- Randolph and Venson combined for 14 of UVA's season-high 20 assists in the game
- It was the first time since the Delaware State game last season (12/6/15) that the Cavaliers had 20 or more assists in a game

**Associated Press Poll
Week 12 - Jan. 25**

1	Connecticut (32)	18-0	800
2	South Carolina	19-0	765
3	Notre Dame	19-1	739
4	Baylor	19-1	700
5	Maryland	17-2	659
6	Texas	18-1	651
7	Ohio State	15-4	592
8	Arizona State	17-3	582
9	Oregon State	16-3	539
10	Texas A&M	14-5	473
11	Florida State	16-4	467
12	Kentucky	14-3	434
13	Mississippi State	17-4	408
14	Louisville	14-5	352
15	UCLA	14-5	317
16	Stanford	15-5	290
17	Miami (FL)	17-3	240
18	Michigan State	14-4	219
19	Tennessee	12-6	209
20	South Florida	13-5	193
21	Oklahoma	13-5	143
22	Missouri	16-4	140
23	DePaul	16-6	123
24	West Virginia	16-4	108
25	Washington	15-4	80

Others receiving votes: Florida 46, Green Bay 34, George Washington 18, Purdue 17, Oklahoma State 15, Duke 10, UTEP 10, San Diego 9, Colorado State 8, BYU 7, Albany 2, Syracuse 1

**USA Today Coaches' Poll
Week 11 - Jan. 12**

1	Connecticut (32)	16-0	800
2	South Carolina	17-0	768
3	Notre Dame	17-1	735
4	Baylor	18-1	696
5	Maryland	16-2	656
6	Texas	16-1	653
7	Ohio State	13-4	565
8	Oregon State	14-3	558
9	Kentucky	14-2	523
10	Mississippi State	17-2	511
11	Arizona State	15-3	491
12	Texas A&M	13-5	440
13	Florida State	14-4	397
14	Stanford	14-4	379
15	South Florida	12-4	344
16	Miami (FL)	17-2	318
17	Louisville	14-5	246
18	Michigan State	13-4	186
19	Oklahoma	12-4	173
20	Northwestern	13-5	136
21	DePaul	14-6	130
22	Tennessee	11-6	127
23	Florida	15-3	98
24	Syracuse	14-4	87
25	UCLA	12-5	72

Others receiving votes: Duke 55, Green Bay 41, Missouri 39, George Washington 27, Duquesne 23, Seton Hall 21, St John's 15, North Carolina 14, Washington 13, Iowa 10, West Virginia 9, BYU 9, Oklahoma State 7, Villanova 7, Virginia Tech 7, **Virginia 4**, Princeton 4, Georgia 2, Western Kentucky 2, Florida Gulf Coast 1, Tulane 1
Dropped from rankings: Duke 19, Duquesne 25

CAREER HIGHS

- The Virginia sophomores had a span of four-straight games in which they posted career-high points
- Aliyah Huland El had her first career 20-point game at Auburn (11/19), matching that career-best in the next game against Longwood (11/22)
- Mikayla Venson scored a career-high 25 points against Green Bay in the Paradise Jam (11/26)
- Lauren Moses scored a career-high 18 points the next night against Rutgers (11/27)
- Venson topped her 25-point performance by scoring 28 points against Iowa (12/02), scoring 15 of those points in the fourth quarter

FIELD TRIP DAY

- The Cavaliers had their third highest home attendance in program history with 10,048 at the Bowling Green game
- There were over 6,300 students from kindergarten through eighth grade in attendance at the game from 40 different middle and elementary schools

UVA DEFENSE VS BOWLING GREEN

- Virginia's 68-39 victory over Bowling Green was the first time since Dec. 28, 2012 that the Cavaliers held an opponent to under 40 points
- It was the fourth time in the Joanne Boyle era that the opponent made a dozen or fewer field goals (the Falcons were 12-of-44)
- The Cavaliers forced a season-high 24 turnovers, including three 10-second violations and two charges
- 11 of the 12 Falcons committed at least one turnover and every player who was on the court for more than three minutes had at least one turnover
- Virginia was +15 in rebounding, their second-highest rebounding differential of the season and the second-straight game of having a double-digit edge in rebounds

BIG TEN/ACC CHALLENGE

- The Cavaliers have a 5-4 record all-time in the Challenge after falling 85-73 to Iowa this year
- The Hawkeyes broke open a tight game in the third quarter, outscoring the Cavaliers 23-10 in the period, taking a 20-point lead at the start of the fourth quarter. The Cavaliers mounted a 9-2 run midway through the fourth quarter, narrowing the gap to 11, 71-60, with 4:41 remaining, but Iowa scored five-straight points to take back control of the game and hand Virginia its third-straight loss
- Mikayla Venson had her second 20-point game of the season, finishing with a career-high 28 points, including scoring 15 points in the fourth quarter.
- Faith Randolph finished the game with 12 points, going 6-of-11 from the field.
- Both teams had hot-shooting performances with the Hawkeyes shooting 52.7 percent (29-of-55) and the Cavaliers 50 percent (29-of-58). Iowa made 10 three-pointers, going 10-of-24 from long range. Venson and Breyana Mason combined to make six threes for the Cavaliers.
- The ACC won five games on Day II of the Challenge to rally for the second-straight tie. The ACC has never lost the Challenge

Inside Virginia Women's Basketball Radio Show

The live show airs from 6-7 p.m. on WINA on select dates throughout the basketball season. Hosted by Channing Poole and held at Buffalo Wild Wings in the Barracks Rd. Shopping Center, the show features members of the coaching staff and players giving fans an inside look at Virginia Women's Basketball.

Radio Show Dates

Wednesday, Dec. 9
Monday, Dec. 14
Tuesday, Jan. 5
Monday, Jan. 11
Monday, Feb. 1
Monday, Feb. 8
Tuesday, Feb. 16

VIRGINIA CAREER POINTS

1.	Monica Wright	2007-10	2540
2.	Dawn Staley	1989-92	2135
3.	Heather Burge	1990-93	2058
4.	Wendy Palmer	1993-96	1918
5.	Lyndra Littles	2005-09	1876
6.	Tammi Reiss	1989-92	1842
7.	Tora Suber	1994-97	1767
8.	Cathy Grimes	1982-85	1745
9.	Donna Holt	1985-88	1634
10.	Tonya Cardoza	1987-91	1622
11.	DeMya Walker	1996-99	1583
12.	Daphne Hawkins	1984-88	1538
13.	Brandi Teamer	2002-05	1520
14.	Nancy Mayer	1984-87	1466
15.	Ataira Franklin	2011-14	1406
16.	Melissa Mahony	1979-82	1400
17.	Telisha Quarles	1999-02	1323
18.	Val Ackerman	1978-81	1316
19.	Monick Foote	1995-99	1315
20.	Ariana Moorer	2009-12	1297
21.	Faith Randolph	2013-present	1222
22.	Heidi Burge	1990-93	1191
23.	Sharnee Zoll	2005-08	1169

PARADISE JAM

- Virginia went 1-2 in the tournament in the Virgin Islands, tying for second place
- The Cavaliers won the opener against Green Bay, 68-59
- Virginia trailed by as many as 14 points in the game and was down 35-22 with 1:35 remaining in the first half, but a 25-point performance from Mikayla Venson and a huge third-quarter in which UVA outscored Green Bay 22-7 helped the Cavaliers open the tournament with a victory.
- Virginia fell 60-48 to Rutgers, the tournament champions
- The Cavaliers trailed by just two points, 29-27, at the half, and tied the game 33-33 on a three-pointer from Mikayla Venson with 6:34 remaining in the third quarter, but made just 5-of-26 shots in the remainder of the game (19.2 percent) to fall to the Scarlet Knights.
- Virginia dropped the final game to Tulane, 67-62
- For the second time in the tournament, the Cavaliers rallied to erase a double-digit deficit, trailing by as many as 11 points in the game and by 10, 40-30, with 4:35 remaining in the fourth quarter. Virginia closed out the third quarter on a 15-2 run, taking a 45-42 lead into the fourth. Tulane retook the lead, 50-47, on a three-pointer with 7:03 remaining in the game and never trailed again. The Green Wave outscored the Cavaliers 25-17 in the final period, making six of their final eight field goal attempts to close out their victory.
- Faith Randolph scored 19 points. Aliyah Huland El just missed her first career double-double with nine points and 10 rebounds

RUNS AGAINST LONGWOOD

- The Cavaliers used a 9-0 run in the first quarter, a 16-0 run in the second quarter and a 14-0 third-quarter run to down the Lancers and improve to 4-0 on the season.
- Longwood only scored four points in the third quarter

ROAD WIN VS THE SEC

- A big first-quarter by Mikayla Venson and a career-high 20 points from Aliyah Huland El helped the Cavaliers earn a 69-52 road victory at Auburn.
- Randolph finished the game with 15 points, with eight of those coming in the first quarter. Venson scored 14 points, including 10 in the second quarter. Huland El came off the bench to make 6-of-15 attempts from the field and 7-of-8 from the free throw line to tally her career-high 20 points
- The Tigers had a 43-39 edge in rebounding. Virginia shot 44.8 percent in the first half (13-of-29) but only made 9-of-34 (26.5 percent) in the final two quarters to shoot 34.9 percent for the game. Auburn shot 34.4 percent.

BALANCED SCORING IN THE FIRST TWO GAMES

- Virginia has had a very balanced approach to both scoring and rebounding in the first two games
- Six Cavaliers averaged 10 or more points a game through the first two contests
- In the 86-50 victory over Norfolk State, seven Cavaliers finished the game in double-digits, the first time in program history that seven players reached that benchmark in a single game
- In the opening 70-66 win at Middle Tennessee, five Cavaliers finished in double figures, a feat that the team accomplished just three times last season.
- The Virginia bench is averaged 32.5 points per game. Last year, the non-starters contributed 11.1 points per game

DEBUTS

- Three players made their Cavalier debuts in the season-opener at Middle Tennessee
- Freshman forward Moné Jones played 24 minutes, scoring six points with five rebounds
- Freshman center Debra Ferguson made her first career layup eight seconds after checking into the game for the first time
- Redshirt sophomore J'Kyra Brown scored 10 points, all in the third quarter
- Freshman Emily Battle made her collegiate debut against Norfolk State, scoring two points with a rebound

SIGNING DAY

- Head coach Joanne Boyle signed two five-star recruits and added a third with high-level international experience
- Jocelyn Willoughby is ranked the No. 8 wing in her class and No. 47 player overall by ESPN-W and No. 5 at her position and No. 28 overall by Prospects Nation. Willoughby is a standout at Newark Academy. She became the first player at her school to score 1,000 career points, doing so in her sophomore season. As a freshman and sophomore, she helped lead Newark to two-straight seasons with 21-or-more wins and back-to-back Prep B girls' basketball state titles.
- Dominique Toussaint, a 5-9 guard from Staten Island, N.Y., averaged 21.5 points, 6.4 rebounds and 3.2 assists per game as a junior. She was named the 2015 Queens Player of the Year, CHSAA Sportsmanship Player of the Year and earned First Team honors after helping lead Christ the King to the CHSAA Class AA State Semi-Final as a junior. Toussaint also earned Tri-State Second Team and NYS All-Tournament Team honors as she was a member of the team that won the NYC High School Championship and finished second in the New York State Federation Champion in 2014-15. She is ESPN-W's No. 48 overall recruit and No. 12 at her position and ranked at No. 25 by Prospect Nation in the 2016 class.
- Lisa Jablonowski, a 6-3 forward from Luxembourg, brings international experience as she has competed in 46 games in international tournaments. In 2015, Jablonowski averaged 14.6 points per game, 8.6 rebounds per game and 3.4 assists per game in the U18 European Championship. She received the Best Sportswoman, the most prestigious award in Luxembourg, for her performance in the 2014-15 season. A three-time MVP of the U16 and U18 divisions, she helped her team win the Luxembourg Cup in 2014 and guided them to second place finishes in the U14, U16 and U18 championships.

ACC STANDINGS

Through games of 1/25/16

1.	Notre Dame	7-0	19-1
	Louisville	7-0	15-5
3.	Florida State	6-1	16-4
4.	Miami (FL)	5-2	17-3
	NC State	5-2	14-6
6.	Syracuse	4-3	14-6
	Duke	4-3	15-6
8.	Virginia	3-4	13-8
9.	Virginia Tech	2-4	14-5
10.	Georgia Tech	2-5	12-8
	Wake Forest	2-5	11-9
	North Carolina	2-5	12-10
13.	Boston College	1-5	13-6
14.	Pittsburgh	1-6	9-11
15.	Clemson	0-6	4-15

NUMERICAL

NO.	NAME	POS.	HT.	CLASS	HOMETOWN / PREVIOUS SCHOOL
00	Debra Ferguson	Forward	6-4	FR	Madison Heights, Va./Amherst County
1	Mikayla Venson	Guard	5-7	SO	Arlington, Va./Yorktown
2	Jae'Lisa Allen	Forward	6-2	SO	Pine Bluff, Ark./White Hall
10	J'Kyra Brown	Guard	5-11	R-SO	Rocky Mount, N.C./Rocky Mount HS/East Carolina
12	Breyana Mason	Guard	5-8	JR	Woodbridge, Va./Forest Park
13	Emily Battle	Forward	6-1	Fr.	Charlottesville, Va./St. Anne's-Belfield
20	Faith Randolph	Guard	5-10	SR	Derwood, Md./Our Lady of Good Counsel
21	Lauren Moses	Forward	6-2	SO	Mount Holly, N.J./Rancocas
23	Aliyah Huland El	Guard	6-1	SO	Randolph, N.J./Randolph
32	Moné Jones	Forward	6-3	FR	Durham, N.C./Riverside
35	Shakyna Payne	Forward	6-3	FR	Acworth, Ga./Southwest Atlanta Christian Academy
44	Sydney Umeri	Forward	6-1	JR	Acworth, Ga./The Lovett School

ALPHABETICAL

NO.	NAME	POS.	HT.	CLASS	HOMETOWN / PREVIOUS SCHOOL
2	Jae'Lisa Allen	Forward	6-2	SO	Pine Bluff, Ark./White Hall
13	Emily Battle	Forward	6-1	Fr.	Charlottesville, Va./St. Anne's-Belfield
10	J'Kyra Brown	Guard	5-11	R-SO	Rocky Mount, N.C./Rocky Mount HS/ East Carolina
00	Debra Ferguson	Forward	6-4	FR	Madison Heights, Va./Amherst County
23	Aliyah Huland El	Guard	6-1	SO	Randolph, N.J./Randolph
32	Moné Jones	Forward	6-3	FR	Durham, N.C./Riverside
12	Breyana Mason	Guard	5-8	JR	Woodbridge, Va./Forest Park
21	Lauren Moses	Forward	6-2	SO	Mount Holly, N.J./Rancocas
35	Shakyna Payne	Forward	6-3	FR	Acworth, Ga./Southwest Atlanta Christian Academy
20	Faith Randolph	Guard	5-10	SR	Derwood, Md./Our Lady of Good Counsel
44	Sydney Umeri	Forward	6-1	JR	Acworth, Ga./The Lovett School
1	Mikayla Venson	Guard	5-7	SO	Arlington, Va./Yorktown

HEAD COACH: Joanne Boyle (Duke '85), 5th Year at Virginia

ASSOCIATE HEAD COACH: Kim McNeill (Richmond '00), 5th Year at Virginia

ASSISTANT COACH: La'Keshia Frett Meredith (Georgia '97), 3rd year at Virginia

ASSISTANT COACH: Cory McNeill (Morgan State '02), 5th Year at Virginia

PRONUNCIATION GUIDE

Jae'Lisa Allen	JAY-lisa
J'Kyra Brown	Juh-KYE-rah
Aliyah Huland El	ahh-LEE-uh HOO-lund-ELLE
Shakyna Payne	shuh-KYE-nuh
Sydney Umeri	OO-merry (like Hoo)
La'Keshia Frett Meredith	Lah-KEE-shah

JAE'LISA ALLEN #2

Sophomore • Forward • 6-2 • Pine Bluff, Ark. • White Hall



2015-16

- Went 2-of-2 against NJIT, scoring four points in three minutes
- Played seven minutes against Norfolk State
- Played three minutes against Longwood (11/22)
- Appeared in the second quarter at both Georgia Tech (1/17) and Florida State (1/21)

2014-15

- Appeared in four games
- Made her collegiate debut against Radford (11/16), playing the final four minutes of the game
- Scored her first collegiate points in the final 30 seconds of the Delaware Stae game, giving the Cavaliers the basket that pushed them to the centruy mark

HIGH SCHOOL

- 2011-14 All-Conference
- 2014 All-State
- 2014 Full Court Award
- 2012 and 2013 All-Tournament honoree at the Music City Madness tournament
- 2014 McDonald's All-America nominee

2015-16 GAME-BY-GAME:

Opponent	GS	FG-FGA	3FG-3FGA	FT-FTA	Off-Def	Total Reb	PF	Points	A	TO	Blk	Stl	Min
Mid Tenn		DNP											
NORFOLK ST		0-2	0-0	0-0	1-0	1	2	0	0	1	0	0	7
Auburn		DNP											
LONGWOOD		0-1	0-0	0-0	0-0	0	1	0	0	0	0	0	3
Green Bay		DNP											
Rutgers		DNP											
Tulane		DNP											
IOWA		DNP											
NJIT		2-2	0-0	0-0	0-0	0	0	4	0	0	0	0	3
BGSU		DNP											
CHAR SOUTH		DNP											
Ohio State		DNP											
COPPIN		0-0	0-0	0-0	0-1	1	0	0	0	0	0	0	2
RICHMOND		DNP											
MIAMI		DNP											
NOTRE DAME		DNP											
Wake		DNP											
LOUISVILLE		DNP											
at G Tech		0-3	0-0	0-0	3-0	3	0	0	0	1	0	0	4
at FSU		0-0	0-0	0-0	0-0	0	0	0	0	0	0	0	1
PITT		DNP											
at NC State													
Duke													
VT													
SYRACUSE													
at BC													
Louisville													
CLEMSON													
UNC													
VTech													

SINGLE GAME BESTS

POINTS

Season: 4 vs NJIT (12/5)
Career: 4 vs NJIT (12/5/15)

REBOUNDS

Season: 3 at Georgia Tech (1/17/16)
Career: 3 at Georgia Tech (1/17/16)

FG MADE

Season: 2
Career: 2

FG ATTEMPTS

Season: 3
Career: 3

3 PT FG MADE

Season:
Career:

3 PT FG ATTEMPTS

Season:
Career:

FT MADE

Season:
Career:

FT ATTEMPTS

Season:
Career:

ASSISTS

Season:
Career:

BLOCKS

Season:
Career:

STEALS

Season:
Career:

VIRGINIA CAREER STATISTICS

Year	G-GS	Min/Avg	FG-FGA	Pct.	3FG-A	Pct.	FT-FTA	Pct.	O-D	T	Avg.	Pf-DQ	Ast	TO	Blk	St	Pts	Avg
2014-15	4-0	13/3.3	1-3	.333	0-0	.000	0-0	.000	0-2	2	0.5	3-0	0	0	0	0	2	0.5
2015-16	6-0	20/3.3	2-8	.250	0-0	.000	0-0	.000	4-1	5	0.8	3-0	0	2	0	0	4	0.7
TOTAL	10-0	33/3.3	3-11	.273	0-0	.000	0-0	.000	4-3	7	0.7	6-0	0	2	0	0	6	0.6

EMILY BATTLE

#13



Freshman • Forward • 6-1 • Charlottesville, Va • St. Anne's-Belfield

2015-16

- Made her collegiate debut against Norfolk State, scoring two points with a rebound

HIGH SCHOOL

- Earned All-Academic Team honors at the Flint Hill Tournament and the St. Anne's-Belfield Tip-off Tournament
- ACAC/Women's Sports Academic Scholarship
- 2015 St. Anne's-Belfield Coach's Award
- Averaged 5.4 points, 6.1 rebounds, and 1.5 blocks per game her senior season

PERSONAL

- Daughter of Martha and Robert Battle

SINGLE GAME BESTS

POINTS

Season: 2

Career:

REBOUNDS

Season:

Career:

FG MADE

Season:

Career:

FG ATTEMPTS

Season:

Career:

3 PT FG MADE

Season:

Career:

3 PT FG ATTEMPTS

Season:

Career:

FT MADE

Season:

Career:

FT ATTEMPTS

Season:

Career:

ASSISTS

Season:

Career:

BLOCKS

Season:

Career:

STEALS

Season:

Career:

2015-16 GAME-BY-GAME:

Opponent	GS	FG-FGA	3FG-3FGA	FT-FTA	Off-Def	Total Reb	PF	Points	A	TO	Blk	Stl	Min
Mid Tenn		DNP											
NORFOLK ST		1-1	0-0	0-0	0-1	1	0	2	0	0	0	0	2
Auburn		DNP											
LONGWOOD		0-0	0-0	0-0	0-0	0	0	0	0	0	0	0	1
Green Bay		DNP											
Rutgers		DNP											
Tulane		DNP											
IOWA		DNP											
NJIT		0-0	0-0	1-2	0-1	1	0	1	0	0	0	0	2
BGSU		0-0	0-0	0-0	0-0	0	0	0	0	1	0	0	3
CHAR SOUTH		DNP											
Ohio State		DNP											
COPPIN		0-0	0-0	0-0	0-0	0	0	0	0	0	0	0	2
RICHMOND		DNP											
MIAMI		DNP											
NOTRE DAME		DNP											
Wake		DNP											
LOUISVILLE		DNP											
at G Tech		DNP											
at FSU		DNP											
PITT		DNP											
at NC State		DNP											
Duke		DNP											
VT		DNP											
SYRACUSE		DNP											
at BC		DNP											
Louisville		DNP											
CLEMSON		DNP											
UNC		DNP											
VTech		DNP											

VIRGINIA CAREER STATISTICS

Year	G-GS	Min/Avg	FG-FGA	Pct.	3FG-A	Pct.	FT-FTA	Pct.	O-D	T	Avg.	Pf-DQ	Ast	TO	Blk	St	Pts	Avg
2015-16	5-0	10/2.0	1-1	1.000	0-0	.00	1-2	.500	0-2	2	0.4	0-0	0	1	0	0	3	0.6

J'KYRA BROWN

#10

RS Sophomore • Guard • 5-11 • Rocky Mount, N.C. • Rocky Mount HS



2015-16

- Scored 10 points, all in the third quarter, in her Cavalier debut at MT (11/13)
- Started Cavalier career with back-to-back 10- point games, scoring 11 in 21 minutes against Norfolk State
- Scored seven points with seven rebounds, three steals and two assists in 16 minutes against Bowling Green (12/8)

2014-15

- Sat out the season under NCAA rules after transferring from East Carolina

2013-14 AT EAST CAROLINA

- Averaged 5.9 points per game while twice named C-USA Freshman of Week
- Scored a season-high 29 points against Louisiana Tech, going 11-of-14 from the field and 6-of-8 from three-point range against the Lady Techsters

HIGH SCHOOL

- Averaged 25.5 ppg, 6.1 rpg, 3.4 spg, 2.4 apg & 1.2 bpg
- 2013 NCBCA Female Basketball POY, NC AP POY, All-District POY, Rocky Mount Female Athlete POY
- Three-time Big East POY, Rocky Mount Telegram All-Area POY
- Rocky Mount's All-Time Female Leading Scorer
- Also lettered three years in track, earning MVP honors in 2013 and was the NCHSAA State Runner-up in discus

2015-16 GAME-BY-GAME:

Opponent	GS	FG-FGA	3FG-3FGA	FT-FTA	Off-Def	Total Reb	PF	Points	A	TO	Blk	Stl	Min
Mid Tenn St	3-7	2-3	2-4	0-4	4	3	10	1	4	1	0	0	17
NORFOLK ST	4-6	1-2	2-2	0-2	2	3	11	3	3	0	0	0	21
Auburn	0-2	0-1	4-4	1-2	3	0	4	2	0	0	0	0	13
LONGWOOD	2-10	0-5	0-0	1-4	5	0	4	2	1	0	0	0	17
Green Bay	0-2	0-1	2-2	0-0	0	2	2	0	1	0	0	0	12
Rutgers	1-7	1-4	3-4	0-1	1	3	6	1	2	0	0	0	16
Tulane	0-1	0-0	0-0	0-0	0	0	0	1	1	0	0	0	5
IOWA	0-1	0-0	0-0	0-1	1	2	0	0	2	0	0	0	10
NJIT	3-8	1-4	1-1	1-0	1	2	8	3	1	0	3	3	17
BGSU	2-6	1-2	2-4	3-4	7	0	7	2	2	0	3	16	16
CHAR SOUTH	4-8	2-4	0-0	3-3	6	2	10	1	2	0	1	23	23
Ohio State	0-5	0-1	0-0	0-1	1	1	0	0	1	0	0	0	5
COPPIN	2-6	1-2	2-2	2-4	6	1	7	2	1	0	0	22	22
RICHMOND	3-4	2-3	0-0	1-2	3	1	8	2	0	0	1	12	12
MIAMI	1-2	1-1	0-0	0-1	1	1	3	1	1	0	0	11	11
NOTRE DAME	0-1	0-1	4-4	0-1	1	2	4	1	3	1	0	21	21
Wake	1-4	1-4	0-0	0-1	1	3	3	0	4	0	2	19	19
LOUISVILLE	1-5	0-2	2-2	2-0	2	2	4	0	3	0	1	25	25
at Ga Tech	0-0	0-0	2-2	1-0	1	2	2	0	2	0	1	5	5
at FSU	0-5	0-2	1-4	1-0	1	4	1	2	3	0	1	13	13
PITT	0-3	0-2	3-6	2-1	3	0	3	0	0	0	0	15	15
at NC State													
Duke													
VT													
SYRACUSE													
at BC													
Louisville													
CLEMSON													
UNC													
VTech													

SINGLE GAME BESTS

POINTS

Season: 11 vs. Norfolk State (11/16/15)

Career:

REBOUNDS

Season: 7 vs. Bowling Green (12/8)

Career:

FG MADE

Season: 4 vs Norfolk State (11/16)

Career:

FG ATTEMPTS

Season: 10 vs. Longwood (11/22)

Career:

3 PT FG MADE

Season: 2

Career:

3 PT FG ATTEMPTS

Season: 3

Career:

FT MADE

Season: 4

Career:

FT ATTEMPTS

Season: 4

Career:

ASSISTS

Season: 3 (2x)

Career:

BLOCKS

Season:

Career:

STEALS

Season:

Career:

EAST CAROLINA CAREER STATISTICS

Year	G-GS	Min/Avg	FG-FGA	Pct.	3FG-A	Pct.	FT-FTA	Pct.	O-D	T	Avg.	Pf-DQ	Ast	TO	Blk	St	Pts	Avg
2013-14	31-1	341/11.0	63-155	.406	27-81	.333	31-42	.738	21-31	52	1.7	45-0	25	41	9	16	184	5.9

VIRGINIA CAREER STATISTICS

Year	G-GS	Min/Avg	FG-FGA	Pct.	3FG-A	Pct.	FT-FTA	Pct.	O-D	T	Avg.	Pf-DQ	Ast	TO	Blk	St	Pts	Avg
2015-16	21-0	315/15.0	27-93	.290	13-44	.295	30-41	.732	18-32	50	2.4	34-0	24	37	2	13	97	4.6

DEBRA FERGUSON

#00



Freshman • Forward • 6-4 • Madison Heights, Va • Amherst County

2015-16

- Made her collegiate debut in the 3rd Q at Middle Tenn (11/13), making a layup eight seconds after checking in

HIGH SCHOOL

- Two-time First-Team All-Conference 23 honoree at Amherst County
- 1st-Team-All-Seminole District honors after twice being named 2nd team
- As team captain her senior season, averaged 13.9 points, 8.6 reb and 2.0 blocks
- Her AAU team, the NC Spartans, won 2014 AAU National Championship in Orlando, FL.

PERSONAL

- Father is Charles Ferguson
- Mother and step-father are Rachel and James Richardson
- Older brother, Cordaro Ellis, played one year of basketball at Eastern Kentucky before transferring to Pikeville University where he was part of its 2011 NAIA I National Championship team
- Graduated with honors in the top-25 of her class at Amherst County HS
- Volunteered over 50 hours at The Daily Bread soup kitchen
- Undeclared major

2015-16 GAME-BY-GAME:

Opponent	GS	FG-FGA	3FG-3FGA	FT-FTA	Off-Def	Total Reb	PF	Points	A	TO	Blk	Stl	Min
Mid Tenn		1-1	0-0	0-0	0-0	0	0	2	0	0	0	0	4
NORFOLK ST		1-3	0-0	2-2	0-3	3	2	4	0	1	1	0	10
Auburn		DNP											
LONGWOOD		1-2	0-0	0-0	1-0	1	4	2	0	1	1	0	11
Green Bay		DNP											
Rutgers		DNP											
Tulane		DNP											
IOWA		DNP											
NJIT		0-1	0-0	0-0	0-1	1	1	0	0	1	0	0	4
BGSU		0-0	0-0	0-0	0-1	1	3	0	0	0	0	1	4
CHAR SOUTH		0-0	0-0	1-2	0-0	0	0	1	0	0	0	0	3
Ohio State		DNP											
COPPIN		0-1	0-0	0-0	0-1	1	0	0	0	1	0	0	4
RICHMOND		0-1	0-0	0-0	0-0	0	1	0	0	0	0	0	1
MIAMI		DNP											
NOTRE DAME		DNP											
Wake		DNP											
LOUISVILLE		DNP											
at Ga Tech		DNP											
at FSU		0-0	0-0	0-0	0-0	0	0	0	0	0	0	0	0+
PITT		DNP											
at NC State													
Duke													
VT													
SYRACUSE													
at BC													
Louisville													
CLEMSON													
UNC													
VTech													

SINGLE GAME BESTS

POINTS

Season: 4

Career:

REBOUNDS

Season: 3

Career:

FG MADE

Season: 1

Career:

FG ATTEMPTS

Season: 3

Career:

3 PT FG MADE

Season:

Career:

3 PT FG ATTEMPTS

Season:

Career:

FT MADE

Season: 2

Career:

FT ATTEMPTS

Season: 2

Career:

ASSISTS

Season:

Career:

BLOCKS

Season: 1

Career:

STEALS

Season:

Career:

VIRGINIA CAREER STATISTICS

Year	G-GS	Min/Avg	FG-FGA	Pct.	3FG-A	Pct.	FT-FTA	Pct.	O-D	T	Avg.	Pf-DQ	Ast	TO	Blk	St	Pts	Avg
2015-16	9-0	41/4.6	3-9	.333	0-0	.000	3-4	.750	1-6	7	0.8	11-0	0	4	2	1	9	1.0

ALIYAH HULAND EL #23

Sophomore • Guard • 6-1 • Randolph, N.J. • Randolph High



2015-16 SEASON

- Opened the season with a 10-pt performance at MT (11/13)
- Scored a career- high 20 points at Auburn (Nov. 19) followed by a 20-point performance vs. Longwood
- Nearly had her first career double-double with nine points and 10 rebounds against Tulane (11/28)
- Shot 70.0 percent (7-of-10) against NJIT, scoring 17 points with six rebounds and four assists
- Went 6-of-9, scoring 13 points against Richmond (12/29)
- Made second career start at Wake Forest (1/10)

2014-15 SEASON

- Played in all 31 games with one start
- Had back-to-back double-digit scoring games against DSU (10) Longwood (11)
- Had her first/only career start against FSU, scoring a season-high 14 points
- Scored 12 points on 5-of-7 shooting at North Carolina

HIGH SCHOOL

- Morris County's all-time leading scorer with 2,286 points and a 21.2 ppg
- Also holds Randolph High career records for rebounds (900), assists (450) and blocks (225)
- In her senior season, led the state in scoring with 810 points

2015-16 GAME-BY-GAME:

Opponent	GS	FG-FGA	3FG-3FGA	FT-FTA	Off-Def	Total Reb	PF	Points	A	TO	Blk	Stl	Min
Mid Tenn		3-8	0-2	4-6	3-0	3	3	10	2	1	1	2	20
NORFOLK ST		4-10	0-3	2-3	1-1	2	3	10	2	2	3	3	25
Auburn		6-15	1-8	7-8	2-3	5	4	20	2	4	1	3	31
LONGWOOD		9-14	2-5	0-0	3-4	7	0	20	2	1	1	2	28
Green Bay		1-6	0-3	3-4	0-1	1	1	5	0	1	0	0	16
Rutgers		0-2	0-2	0-0	0-0	0	0	0	0	2	0	1	15
Tulane		3-5	1-2	2-2	6-4	10	3	9	1	3	0	0	25
IOWA		2-5	0-1	0-0	1-2	3	5	4	0	3	1	0	16
NJIT		7-10	3-5	0-0	2-4	6	1	17	4	2	0	0	23
BGSU		6-10	2-5	0-0	0-1	1	2	14	4	2	0	2	22
CHAR SOUTH		4-10	1-5	3-3	2-3	5	3	12	1	5	0	1	23
Ohio State		4-9	3-6	1-2	0-2	2	4	12	3	1	0	0	24
COPPIN		2-6	1-2	4-4	3-2	5	4	9	1	4	1	2	20
RICHMOND		6-9	1-4	0-0	1-1	2	1	13	0	0	0	0	19
MIAMI		3-6	3-3	2-2	0-2	2	3	11	1	1	3	0	27
NOTRE DAME		0-4	0-2	0-0	1-0	1	2	0	1	4	0	1	18
Wake	*	2-5	1-2	0-0	0-2	2	4	5	2	5	0	3	29
LOUISVILLE	*	2-9	0-3	2-2	0-2	2	1	6	0	6	1	0	31
at Ga Tech	*	5-12	1-4	1-2	1-2	3	1	12	5	1	0	1	40
at FSU	*	3-7	1-3	0-0	0-4	4	5	7	0	6	0	0	24
PITT	*	3-7	2-3	0-0	1-5	6	5	8	0	4	0	1	32
at NC State													
Duke													
VT													
SYRACUSE													
at BC													
Louisville													
CLEMSON													
UNC													
VTech													

SINGLE GAME BESTS

POINTS

Season: 20 (2x) last vs Longwood (11/22)
Career: 20 (2x) last vs Longwood (11/22/15)

REBOUNDS

Season: 10 vs Tulane (11/28)
Career: 10 vs Tulane (11/28/15)

FG MADE

Season: 9 vs Longwood (11/22)
Career: 9 vs Longwood (11/22/15)

FG ATTEMPTS

Season: 15 at Auburn (11/19)
Career: 15 at Auburn (11/19/15)

FG SHOOTING

Season: 7-10 (.700) vs NJIT (12/5/15)
Career: 7-10 (.700) vs NJIT (12/5/15)

3 PT FG MADE

Season: 3
Career: 3

3 PT FG ATTEMPTS

Season: 8 at Auburn (11/19)
Career: 8 at Auburn (11/19/15)

3 PT FG PERCENTAGE

Season: 3-of-3 vs Miami (1/3)
Career: 3-of-3 vs Miami (1/3/16)

FT MADE

Season: 7 at Auburn (11/19)
Career: 7 at Auburn (11/19/15)

FT ATTEMPTS

Season: 8 at Auburn (11/19)
Career: 8 at Auburn (11/19/15)

ASSISTS

Season: 5 at Georgia Tech (1/17)
Career: 5 at Georgia Tech (1/17/16)

BLOCKS

Season: 3 (2x) last vs Miami (1/3)
Career: 3 (2x) last vs Miami (1/3/16)

STEALS

Season: 3
Career: 4 vs Longwood (12/16/14)

CAREER STATISTICS

Year	G-GS	Min/Avg	FG-FGA	Pct.	3FG-A	Pct.	FT-FTA	Pct.	O-D	T	Avg.	Pf-DQ	Ast	TO	Blk	St	Pts	Avg
2014-15	31-1	552/17.8	63-189	.333	23-93	.247	24-32	.750	19-34	53	1.7	59-0	29	43	10	24	173	5.6
2015-16	21-5	508/24.2	75-169	.444	23-73	.315	31-38	.816	27-45	72	3.4	55-3	31	58	12	22	204	9.7
TOTAL	52-6	1060/20.4	138-358	.385	46-166	.277	55-70	.786	46-79	125	2.4	114-3	60	101	22	46	377	7.3

MONÉ JONES

#32



Freshman • Forward • 6-3 • Durham, N.C. • Riverside High School

2015-16

- Made her collegiate debut at Middle Tennessee, scoring six points with five rebounds in 24 minutes
- Had her first double-digit scoring effort against Norfolk State with 10 points on 3-of-3 shooting
- Pulled in seven rebounds against NJIT (12/5)
- Scored eight points at Florida State (1/21)

HIGH SCHOOL

- Averaged 11.7 points, 6.5 rebounds, 1.3 assists, 1.1 steals, and 3.1 blocks per game in four years at Riverside High School
- PAC 6 All-Conference and All-State team honors
- Named to the North Carolina/South Carolina All-Star Game roster
- McDonald's High School All-America nominee
- Was also a middle hitter for three years for the RHS volleyball team, earning PAC 6 All-Conference honors

2015-16 GAME-BY-GAME:

Opponent	GS	FG-FGA	3FG-3FGA	FT-FTA	Off-Def	Total Reb	PF	Points	A	TO	Blk	Stl	Min
Mid Tenn		3-8	0-0	0-0	3-2	5	4	6	0	3	0	0	24
NORFOLK ST		3-3	0-0	4-6	2-4	6	1	10	1	3	2	2	24
Auburn		1-4	0-0	0-0	3-0	3	3	2	0	2	1	1	15
LONGWOOD		2-4	0-0	3-4	3-3	6	1	7	1	2	0	0	26
Green Bay		0-1	0-0	0-0	0-0	0	4	0	2	2	1	0	15
Rutgers		1-1	0-0	0-0	2-0	2	2	2	0	0	0	1	12
Tulane		2-7	0-1	3-4	1-1	2	3	7	1	2	0	3	24
IOWA		1-3	0-0	0-0	0-1	1	2	2	0	0	1	1	16
NJIT		1-5	0-0	2-2	1-6	7	1	4	2	0	0	1	24
BGSU		1-4	0-0	1-2	1-2	3	2	3	1	0	2	0	23
CHAR SOUTH		INJ											
Ohio State		0-0	0-0	0-0	0-2	2	1	0	0	2	0	0	9
COPPIN		2-4	0-0	0-0	0-1	1	2	4	0	2	0	1	15
RICHMOND		3-7	0-1	0-0	1-3	4	3	6	1	0	0	0	18
MIAMI		1-3	0-0	0-0	0-1	1	1	2	0	2	1	0	11
NOTRE DAME		1-2	0-0	1-2	0-1	1	5	3	0	1	0	0	21
Wake		1-1	0-0	0-0	2-4	6	2	2	2	1	1	1	14
LOUISVILLE		0-3	0-0	0-0	0-1	1	3	0	0	1	0	0	20
at Ga Tech		2-3	0-0	1-1	0-2	2	0	5	1	2	1	0	21
at FSU		3-8	0-0	2-2	0-4	4	2	8	1	3	1	1	22
PITT		0-1	0-0	5-6	3-2	5	2	5	1	3	2	0	28
at NC State													
Duke													
VT													
SYRACUSE													
at BC													
Louisville													
CLEMSON													
UNC													
VTech													

SINGLE GAME BESTS

POINTS

Season: 10 vs Norfolk State (11/16)

Career:

REBOUNDS

Season: 7 vs NJIT (12/5)

Career:

FG MADE

Season: 3 at MT (11/13)

Career:

FG ATTEMPTS

Season: 8 at MT (11/13)

Career:

3 PT FG MADE

Season:

Career:

3 PT FG ATTEMPTS

Season:

Career:

FT MADE

Season: 4 vs Norfolk State (11/16)

Career:

FT ATTEMPTS

Season: 4 (2x last vs Tulane (11/28))

Career:

ASSISTS

Season: 1

Career:

BLOCKS

Season: 2

Career:

STEALS

Season: 3

Career:

VIRGINIA CAREER STATISTICS

Year	G-GS	Min/Avg	FG-FGA	Pct.	3FG-A	Pct.	FT-FTA	Pct.	O-D	T	Avg.	Pf-DQ	Ast	TO	Blk	St	Pts	Avg
2015-16	20-0	382/19.1	28-72	.389	0-2	.000	22-29	.759	22-40	62	3.1	44-1	14	31	13	12	78	3.9

BREYANA MASON #12

Junior • Guard • 5-8 • Woodbridge, Va. • Forest Park



2015-16 SEASON

- Back-to-back double-digit scoring efforts in first two games of the season shooting 66.7 percent (10-of-15)
- Went 5-of-7 from the field and 6-of-6 from the line, scoring 16 points against Geen Bay (11/26) while also grabbing a career-high five steals
- Scored 10 points with 5 rebounds, 4 steals and 3 assists against Coppin
- Hit a buzzer-beating halfcourt shot to end the 3Q against Richmond (12/29), scoring seven points with a career-high eight rebounds and five assists
- Scored 14 points without attempting a three in the win over Miami (1/3)
- Followed at 5-of-8 shooting performance against Louisville with a 10-of-14 game at Georgia Tech, scoring 21 points in her first 20-pt game of the year

2014-15 SEASON

- ACC All-Academic Team
- Fourth in the ACC in assist-turnover ratio with 1.80 per game
- Seventh in the ACC in assists with 3.5 per game
- Scored a career-high 22 points against Ohio State, her first career 20-point game, going 8-of-11 from the field overall and 5-of-7 from 3pt range
- Had seven assists with 2 turnovers against Delaware State, also scoring 16 pts
- Had her second seven-assist game (with just one turnover) against BC

AT A GLANCE

- 2012-13 Gatorade Virginia Player of the Year & Parade Magazine All-American
- Attended the same high school as Virginia alum Monica Wright, breaking Wright's career scoring record, putting up 1,979 points
- Factoring in the two years of middle school (7th and 8th grade) in which she played varsity basketball, Mason scored 3,313 points in 6 prep seasons

2015-16 GAME-BY-GAME:

Opponent	GS	FG-FGA	3FG-3FGA	FT-FTA	Off-Def	Total Reb	PF	Points	A	TO	Blk	Stl	Min
Mid Tenn	*	5-8	1-1	0-0	1-1	2	1	11	2	2	1	3	37
NORFOLK ST	*	5-7	0-1	0-1	0-3	3	1	10	3	2	0	2	27
Auburn	*	3-7	0-2	0-0	0-1	1	1	6	2	1	0	3	33
LONGWOOD	*	7-11	0-0	0-0	2-4	6	0	14	1	2	0	0	26
Green Bay	*	5-7	0-1	6-6	1-1	2	1	16	1	2	0	5	40
Rutgers	*	0-6	0-1	1-2	3-2	5	3	1	2	1	0	1	34
Tulane	*	2-9	2-5	3-5	0-2	2	2	9	3	0	0	1	31
IOWA	*	3-6	2-2	2-2	1-3	4	1	10	2	4	0	3	34
NJIT	*	3-4	0-1	1-1	1-1	2	0	7	2	2	0	0	24
BGSU	*	2-5	1-4	1-2	0-2	2	2	6	2	0	0	1	23
CHAR SOUTH	*	1-7	0-3	1-2	1-1	2	2	3	3	1	0	1	29
Ohio State	*	3-10	0-2	0-0	2-0	2	2	6	6	4	0	0	31
COPPIN	*	3-8	2-3	2-2	0-5	5	3	10	3	4	0	4	27
RICHMOND	*	3-8	1-3	0-0	1-7	8	2	7	5	0	0	3	33
MIAMI	*	7-11	0-0	0-0	1-6	7	0	14	3	2	0	1	33
NOTRE DAME	*	4-10	1-1	1-2	1-3	4	2	10	3	1	0	1	28
Wake	*	2-13	0-2	4-4	1-1	2	1	8	2	3	0	2	37
LOUISVILLE	*	5-8	2-2	0-0	0-4	4	1	12	0	1	0	1	30
at Ga Tech	*	10-14	0-1	1-1	0-4	4	1	21	4	2	1	2	37
at FSU	*	7-13	1-3	0-0	1-1	2	1	15	3	1	0	1	39
PITT	*	6-17	0-0	2-2	3-1	4	3	14	3	1	0	3	38
at NC State													
Duke													
VT													
SYRACUSE													
at BC													
Louisville													
CLEMSON													
UNC													
VTech													

SINGLE GAME BESTS

POINTS

Season: 21 at Georgia Tech (1/17)
Career: 22 vs Ohio State (11/14/14)

REBOUNDS

Season: 8 vs Richmond (12/29)
Career: 8 vs Richmond (12/29/15)

FG MADE

Season: 10 at Georgia Tech (1/17)
Career: 10 at Georgia Tech (1/17/16)

FG ATTEMPTS

Season: 14 at Georgia Tech (1/17)
Career: 17 vs ODU (3/19/15)

3 PT FG MADE

Season: 2 vs Tulane (11/28)
Career: 5 vs Ohio State (11/14/14)

3 PT FG ATTEMPTS

Season: 5 vs Tulane (11/28)
Career: 7 vs Ohio State (11/14/14)

FT MADE

Season: 6 vs Green Bay (11/26)
Career: 6 (2x) last vs Green Bay (11/26/15)

FT ATTEMPTS

Season: 6 vs Green Bay (11/26)
Career: 6 (2x) last vs Green Bay (11/26/15)

FT PERCENTAGE

Season: 6-6 vs Green Bay (11/26)
Career: 6-6 (2x) last vs Green Bay (11/26/15)

ASSISTS

Season: 6 at Ohio State (12/22)
Career: 8 at UNC (02/26/15)

BLOCKS

Season: 1 vs MT (11/13)
Career: 2 vs Davidson (12/28/14)

STEALS

Season: 5 vs Green Bay (11/26)
Career: 5 vs Green Bay (11/26/15)

DOUBLE DOUBLES

Season:
 Career:

CAREER STATISTICS

Year	G-GS	Min/Avg	FG-FGA	Pct.	3FG-A	Pct.	FT-FTA	Pct.	O-D	T	Avg.	Pf-DQ	Ast	TO	Blk	St	Pts	Avg
2013-14	30-14	553/18.4	39-118	.331	9-19	.474	17-22	.773	10-32	42	1.4	32-0	37	43	0	20	104	3.5
2014-15	31-31	1016/32.8	109-265	.411	27-62	.435	51-62	.823	10-69	79	2.5	42-0	112	60	2	41	296	9.5
2015-16	21-21	671/32.0	86-189	.455	13-38	.342	25-32	.781	20-53	73	3.5	30-0	55	36	2	38	210	10.0
TOTAL	82-66	2240/27.3	234-572	.409	49-119	.412	93-116	.802	400-154	194	2.4	104-0	204	139	4	99	610	7.4

LAUREN MOSES

#21



Sophomore • Forward • 6-2 • Mount Holly, N.J. • Rancocas

2015-16 SEASON

- Team-high 13 pts at MT, first time leading the team in scoring by herself
- Scored a career-high 18 points at the Paradise Jam against Rutgers (11/27)
- Named to the Paradise Jam All-Tournament Team
- Double-double against NJIT (12/5) with 14 points (on 7-of-9 shooting) with 11 reb followed by a double-double of 12 points, 11 rebounds against BGSU (12/8)
- Was named the MVP of the Cavalier Classic Tournament after scoring 17 points on 7-of-8 shooting (starting the game 7-of-7) against Coppin, followed by a double-double with 13 points and a career-high 14 rebounds against Richmond

2014-15 SEASON

- 13th in the ACC in blocked shots with 1.10 per game
- Had her first double-digit scoring game against Toledo, scoring 14 points, 8 reb
- Led team w 13 rebounds at Ill., her first career double-digit rebounding effort
- Had her first career double-double at Clemson with 15 pts, 10 rebounds
- In the victory over Wake Forest, scored eight points, going 4-of-5 from the field, with seven rebounds, two steals, two assists and three blocked shots, including a crucial block in the final 20 seconds
- Nearly had second career double-double with 11 points and 9 rebounds at UNC
- Scored 11 points with eight rebounds in the ACC Tourney game vs Miami

HIGH SCHOOL

- Led Rancocas Valley Regional High School to four-straight State Championship games and two state titles (2013, 2011)
- Scored 1,823 points in her high school career to become Rancocas Valley's all-time leading scorer in school history, breaking the previous mark set by UVA alum Demya Walker
- Ranked in the espnW 100 rankings at No. 17 in her position and No. 98 overall

2015-16 GAME-BY-GAME:

Opponent	GS	FG-FGA	3FG-3FGA	FT-FTA	Off-Def	Total Reb	PF	Points	A	TO	Blk	Stl	Min
Mid Tenn	*	4-9	0-0	5-6	0-4	4	4	13	2	0	1	3	27
NORFOLK ST	*	5-10	0-0	2-2	4-3	7	2	12	1	1	0	2	18
Auburn	*	2-7	0-0	4-4	2-4	6	4	8	1	3	0	3	22
LONGWOOD	*	3-7	0-0	0-0	5-4	9	2	6	2	0	0	3	19
Green Bay	*	1-7	0-0	1-2	3-5	8	4	3	2	2	0	2	27
Rutgers	*	7-11	0-0	4-10	2-5	7	3	18	0	1	1	2	37
Tulane	*	5-11	0-0	0-0	4-0	4	5	10	2	4	1	1	26
IOWA	*	5-7	0-0	1-5	3-2	5	5	11	1	1	0	2	21
NJIT	*	7-9	0-0	0-4	5-6	11	1	14	2	2	1	0	28
BGSU	*	5-13	0-0	2-7	6-5	11	2	12	0	3	0	1	28
CHAR SOUTH	*	5-8	0-0	0-0	5-2	7	3	10	1	3	0	2	26
Ohio State	*	2-8	0-0	1-2	4-6	10	5	5	1	5	3	3	30
COPPIN	*	7-8	0-0	3-6	3-2	5	2	17	1	0	1	0	28
RICHMOND	*	5-12	0-0	3-4	7-7	14	4	13	1	4	1	1	27
MIAMI	*	7-11	0-0	2-4	2-4	6	4	16	0	3	2	3	32
NOTRE DAME	*	2-12	0-0	2-2	1-2	3	1	6	0	2	0	0	26
Wake	*	1-5	0-0	8-13	2-4	6	4	10	2	2	0	2	37
LOUISVILLE	*	2-6	0-0	2-4	1-10	11	2	6	0	3	2	2	30
at Ga Tech	*	3-9	0-0	1-2	3-7	10	5	7	0	1	0	0	32
at FSU	*	3-9	0-0	1-2	1-4	5	2	7	1	4	3	1	39
PITT	*	2-11	0-0	5-6	7-2	9	1	9	0	1	1	4	34
at NC State													
Duke													
VT													
SYRACUSE													
at BC													
Louisville													
CLEMSON													
UNC													
VTech													

CAREER STATISTICS

Year	G-GS	Min/Avg	FG-FGA	Pct.	3FG-A	Pct.	FT-FTA	Pct.	O-D	T	Avg.	Pf-DQ	Ast	TO	Blk	St	Pts	Avg
2014-15	31-30	731/23.6	77-183	.421	0-1	.000	35-66	.530	66-111	177	5.7	95-5	26	64	34	26	189	6.1
2015-16	21-21	594/28.3	83-190	.437	0-0	.000	47-85	.553	70-88	158	7.5	65-4	20	45	17	37	213	10.1
TOTAL	52-51	1325/25.5	160-373	.429	0-1	.000	82-151	.543	136-199	335	6.4	160-9	46	109	51	63	402	7.7

SINGLE GAME BESTS

POINTS

Season: 18 vs Rutgers (11/27)
Career: 18 vs Rutgers (11/27/15)

REBOUNDS

Season: 14 vs Richmond (12/29)
Career: 14 vs Richmond (12/29/15)

FG MADE

Season: 7 (2x)
Career: 7 (2x)

FG ATTEMPTS

Season: 13 vs Bowling Green (12/8)
Career: 13 vs Bowling Green (12/8/15)

FG SHOOTING

Season: 7-of-8 vs Coppin St (12/28)
Career: 7-of-8 vs Coppin St (12/28/15)

FT MADE

Season: 8 at Wake Forest (1/10)
Career: 8 at Wake Forest (1/10/16)

FT ATTEMPTS

Season: 13 at Wake Forest (1/10)
Career: 13 at Wake Forest (1/10/16)

ASSISTS

Season: 3 vs Ohio State (12/29)
Career: 3 (multiple)

BLOCKS

Season:
Career: 3 (3x)

STEALS

Season: 4 vs Pitt (1/24)
Career: 4 vs Pitt (1/24/15)

DOUBLE DOUBLES

Season: 3, last vs Richmond (12/29)
Career: 4, last vs Richmond (12/29/15)

SHAKYNA PAYNE #35

Freshman • Forward • 6-3 • Acworth, Ga. • Southwest Atlanta Christian Academy



2015-16 SEASON

- Missed the start of the season sidelined with an injury

HIGH SCHOOL

- Played four years of varsity basketball, playing three years at Etowah before finishing her senior year at Southwest Atlanta Christian Academy
- Was an honorable mention All-County player in 2011 before earning second-team honors in 2012 and then being named to the first-team in 2013
- 2014 Atlanta Journal Constitution All-State Class A Second Team
- Scored over 1,100 points in her prep career, averaging 12.6 points per game as a junior and 14.2 points with 7.3 rebounds per game her senior season
- Also played two years of varsity volleyball at Etowah as a middle blocker

PERSONAL

- Daughter of Damita Payne

SINGLE GAME BESTS

POINTS

Season: _____

Career: _____

REBOUNDS

Season: _____

Career: _____

FG MADE

Season: _____

Career: _____

FG ATTEMPTS

Season: _____

Career: _____

3 PT FG MADE

Season: _____

Career: _____

3 PT FG ATTEMPTS

Season: _____

Career: _____

FT MADE

Season: _____

Career: _____

FT ATTEMPTS

Season: _____

Career: _____

ASSISTS

Season: _____

Career: _____

BLOCKS

Season: _____

Career: _____

STEALS

Season: _____

Career: _____

2015-16 GAME-BY-GAME:

Opponent	GS	FG-FGA	3FG-3FGA	FT-FTA	Off-Def	Total Reb	PF	Points	A	TO	Blk	Stl	Min
Mid Tenn St		INJ											
NORFOLK ST		INJ											
Auburn		INJ											
LONGWOOD		INJ											
Green Bay		INJ											
Rutgers		INJ											
Tulane		INJ											
IOWA		INJ											
NJIT		INJ											
BGSU		INJ											
CHAR SOUTH		INJ											
Ohio State		INJ											
COPPIN		INJ											
RICHMOND		INJ											
MIAMI		INJ											
NOTRE DAME		INJ											
Wake		INJ											
LOUISVILLE		INJ											
at Ga Tech		INJ											
at FSU		INJ											
PITT		INJ											
at NC State													
Duke													
VT													
SYRACUSE													
at BC													
Louisville													
CLEMSON													
UNC													
VTech													

CAREER STATISTICS

Year	G-GS	Min/Avg	FG-FGA	Pct.	3FG-A	Pct.	FT-FTA	Pct.	O-D	T	Avg.	Pf-DQ	Ast	TO	Blk	St	Pts	Avg
------	------	---------	--------	------	-------	------	--------	------	-----	---	------	-------	-----	----	-----	----	-----	-----

FAITH RANDOLPH

#20

Senior • Guard • 5-10 • Derwood, Md • Our Lady of Good Counsel



2015-16 SEASON

- Preseason All-ACC
- Currently ranks 21st on the Virginia career points list
- Scored 17 points with 7 rebounds and 4 steals against Norfolk State in 17 minutes, going 6-9 from the field
- Scored 17 points with 8 assists (tying a career high), 6 rebounds and 3 steals against Charleston Southern
- Matched her career high with 26 points at Ohio State, scoring 14 of them in the third quarter, earning co-ACC Player of the Week honors, her second time in her career she garnered the honor
- Scored 16 points while also logging eight assists (with one turnover) in the win over No. 22 Miami
- Suffered a broken hand in the game against Notre Dame (1/7) and is projected to miss six weeks

2014-15 SEASON

- Second Team All-ACC; ACC All-Academic Team
- Sixth in the ACC in scoring (16.4) and 12th in field goal shooting % (39.9)
- Led the ACC and is ranked seventh in the nation in free throw percentage (90.7), the second-straight Cavalier to pace the conference in FT shooting.
- Just the fifth player in ACC history to win the free throw crown while shooting over 90 percent from the stripe
- Became the 31st member of UVA's 1000 Point Club with 4:06 remaining in the first half of the ACC Tournament game against Miami
- Tallied 11 20-point games including three 25-point performances
- Averaged 20.2 ppg in the first five games

2013-14 SEASON

- ACC Sixth Player of the Year

2015-16 GAME-BY-GAME:

Opponent	GS	FG-FGA	3FG-3FGA	FT-FTA	Off-Def	Total Reb	PF	Points	A	TO	Blk	Stl	Min
Mid Tenn	*	3-7	1-1	1-2	2-3	5	5	8	0	3	0	1	16
NORFOLK ST	*	6-9	2-4	3-4	2-5	7	0	17	4	3	1	1	17
Auburn	*	5-13	2-5	3-5	1-5	6	1	15	4	2	0	2	33
LONGWOOD	*	5-8	0-2	4-4	1-7	8	1	14	3	1	1	0	27
Green Bay	*	6-9	1-3	2-2	0-3	3	3	15	1	2	0	1	34
Rutgers	*	2-8	1-3	0-0	0-3	3	4	5	2	0	0	0	25
Tulane	*	6-20	1-5	5-5	0-1	1	0	18	2	0	0	0	34
IOWA	*	6-11	0-2	0-0	1-2	3	5	12	2	2	0	1	32
NJIT	*	5-12	2-5	0-0	0-2	2	2	12	0	2	0	2	28
BGSU	*	6-11	2-6	0-0	3-4	7	0	14	4	1	0	1	26
CHAR SOUTH	*	5-13	3-6	4-6	3-3	6	2	17	8	2	0	3	33
Ohio State	*	9-18	4-6	4-4	0-1	1	0	26	1	0	0	0	37
COPPIN	*	2-8	0-3	5-6	1-6	7	0	9	6	3	0	2	28
RICHMOND	*	5-10	0-3	1-2	1-1	2	2	11	5	2	0	1	35
MIAMI	*	5-11	1-3	5-6	1-3	4	2	16	8	1	0	4	32
NOTRE DAME	*	2-11	0-3	0-0	1-2	3	2	4	0	4	0	1	23
Wake		INJ											
LOUISVILLE		INJ											
at Ga Tech		INJ											
at FSU		INJ											
PITT		INJ											
at NC State													
Duke													
VT													
SYRACUSE													
at BC													
Louisville													
CLEMSON													
UNC													
VTech													

CAREER STATISTICS

Year	G-GS	Min/Avg	FG-FGA	Pct.	3FG-A	Pct.	FT-FTA	Pct.	O-D	T	Avg.	Pf-DQ	Ast	TO	Blk	St	Pts	Avg
2012-13	30-7	624/20.8	49-186	.263	13-66	.197	39-47	.830	13-36	49	1.6	22-0	26	47	2	18	150	5.0
2013-14	31-4	704/22.7	137-330	.415	25-88	.284	68-89	.764	45-52	97	3.1	67-1	44	56	1	43	367	11.8
2014-15	30-30	939/31.3	175-439	.399	54-147	.367	88-97	.907	21-95	116	3.9	73-1	66	63	6	42	492	16.4
2015-16	16-16	460/28.8	78-179	.436	20-60	.333	37-46	.804	17-51	68	4.3	29-2	50	28	2	20	213	13.3
TOTAL	107-57	2727/25.5	439-1134	.387	112-361	.310	232-279	.832	96-234	330	3.1	191-4	186	194	11	123	1222	11.4

SINGLE GAME BESTS

POINTS

Season: 26 at Ohio State (12/21)
Career: 26 (4x) last at Ohio State (12/21/15)

REBOUNDS

Season: 8 vs Longwood (11/22)
Career: 8 (3x) last vs Longwood (11/22/15)

FG MADE

Season: 6
Career: 11 at Louisville (01/18/15)

FG ATTEMPTS

Season: 20 vs Tulane (11/28)
Career: 22 (3x) last at Louisville (01/18/15)

3 PT FG MADE

Season: 4 at Ohio State (12/21)
Career: 5 vs Toledo (11/28/14)

3 PT FG ATTEMPTS

Season: 6
Career: 11 vs Davidson (12/28/14)

FT MADE

Season: 5 vs Tulane (11/28)
Career: 10 vs. High Point (11/11/13)

FT ATTEMPTS

Season: 5 vs Tulane (11/28)
Career: 11 vs. High Point (11/11/13)

FT PERCENTAGE

Season: 5-5 vs Tulane (11/28)
Career: 9-9 (2x) last vs Louisville (03/01/15)

ASSISTS

Season: 8 (2x) last vs Miami (1/3/16)
Career: 8 (3x) last vs Miami (1/3/16)

BLOCKS

Season: 1
Career: 1

STEALS

Season: 4 vs Miami (1/3)
Career: 4 vs Miami (1/3/16)

DOUBLE-DOUBLES

Season:
Career:

SYDNEY UMERI

#44



Junior • Forward • 6-1 • Acworth, Ga. • The Lovett School

2015-16 SEASON

- Made her first start since Jan. 5, 2014 (Pitt) in the season opener
- Made her first 4 field goal attempts at Georgia Tech, finishing with 8 pts, 7 reb

2014-15 SEASON

- Had eight rebounds at Xavier
- Had the second double-digit scoring game of her career at Illinois, also matching her career high with eight rebounds

2013-14 SEASON

- Appeared in all 31 games with 11 starts, averaging 18.0 minutes per game
- Averaged 2.8 points and 2.8 rebounds per game
- Made her collegiate debut at James Madison, starting the game
- Played 30 minutes, scoring four points in her debut
- Had her first double-digit scoring game at Liberty with 12 points
- Started the first 10 games of the season before coming off the bench at FGCU
- Scored six of her eight points at Wake Forest in a span of 1:42 during the second half

AT A GLANCE

- Ranked No. 29 overall and as the No. 9 forward by ESPN HoopGurlz
- Won a gold medal with the 2011 USA Basketball's U16 team at the FIBA Americas Championship in Mérida, Mexico
- Helped lead The Lovett School to a 2012 Georgia Region 6AA championship
- Interned during the summer of 2015 for ESPN's Around the Horn

2015-16 GAME-BY-GAME:

Opponent	GS	FG-FGA	3FG-3FGA	FT-FTA	Off-Def	Total Reb	PF	Points	A	TO	Blk	Stl	Min
Mid Tenn	*	0-3	0-0	0-0	2-4	6	4	0	2	0	0	3	22
NORFOLK ST	*	0-2	0-0	0-0	0-1	1	1	0	0	1	0	0	21
Auburn	*	0-1	0-0	0-0	2-4	6	5	0	1	1	0	0	22
LONGWOOD	*	1-4	0-0	0-0	1-2	3	1	2	1	1	1	2	21
Green Bay	*	1-2	0-0	0-0	2-3	5	4	2	0	1	1	0	18
Rutgers	*	2-6	0-0	2-2	1-3	4	2	6	1	1	0	0	25
Tulane	*	2-3	0-0	0-0	1-3	4	4	4	0	2	1	1	25
IOWA	*	3-7	0-0	0-0	0-0	0	2	6	1	0	1	0	33
NJIT	*	0-1	0-0	2-2	3-1	4	2	2	0	2	0	2	19
BGSU	*	1-3	0-0	0-0	2-4	6	3	2	0	1	1	0	23
CHAR SOUTH	*	3-5	0-0	2-2	4-1	5	1	8	0	0	1	0	31
Ohio State	*	0-2	0-0	0-0	4-3	7	2	0	0	1	0	0	28
COPPIN	*	0-1	0-0	3-4	1-2	3	0	3	0	1	1	1	21
RICHMOND	*	1-4	0-0	0-0	3-3	6	1	2	0	1	1	0	22
MIAMI	*	1-4	0-0	0-0	0-1	1	3	2	1	1	1	1	18
NOTRE DAME	*	1-1	0-0	0-0	1-3	4	2	2	0	1	2	1	26
Wake	*	2-4	0-0	0-0	1-0	1	5	4	2	3	1	1	25
LOUISVILLE	*	0-0	0-0	0-0	3-2	5	2	0	0	2	1	1	30
at Ga Tech	*	4-5	0-0	0-0	2-5	7	5	8	0	1	2	0	25
at FSU	*	1-1	0-0	0-0	1-2	3	2	2	2	1	0	1	29
PITT	*	1-2	0-0	0-0	0-1	1	3	2	0	2	1	0	18
at NC State													
Duke													
VT													
SYRACUSE													
at BC													
Louisville													
CLEMSON													
UNC													
VTech													

CAREER STATISTICS

Year	G-GS	Min/Avg	FG-FGA	Pct.	3FG-A	Pct.	FT-FTA	Pct.	O-D	T	Avg.	Pf-DQ	Ast	TO	Blk	St	Pts	Avg
2013-14	31-11	557/18.0	32-93	.344	0-0	.000	22-33	.667	46-42	88	2.8	64-2	15	43	4	17	86	2.8
2014-15	30-0	554/18.5	34-73	.466	0-0	.000	14-16	.875	25-66	91	3.0	51-1	18	29	14	11	82	2.7
2015-16	21-21	502/23.9	24-61	.393	0-0	.000	9-10	.900	34-48	82	3.9	54-3	11	24	16	14	57	2.7
TOTAL	83-32	1634/19.7	91-229	.397	0-0	.000	45-59	.763	107-161	268	3.2	173-6	45	97	34	42	227	2.7

SINGLE GAME BESTS

POINTS

Season: 8 (2x) last at Georgia Tech (1/17)
 Career: 12 at Liberty (11/19/13)

REBOUNDS

Season: 7 at Georgia Tech (1/17)
 Career: 8 (3x) last at Illinois (12/03/14)

FG MADE

Season: 4 at Georgia Tech (1/17)
 Career: 4 (several)

FG ATTEMPTS

Season: 7 vs Iowa (12/02)
 Career: 7 (2x) last vs Iowa (12/02)

3 PT FG MADE

Season:
 Career:

3 PT FG ATTEMPTS

Season: --
 Career: --

FT MADE

Season: 2
 Career: 5 vs. UMES (12/17/13)

FT ATTEMPTS

Season: 2
 Career: 6 vs. UMES (12/17/13)

ASSISTS

Season: 2
 Career: 2

BLOCKS

Season:
 Career: 2 (multiple)

STEALS

Season: 3 at Middle Tennessee (11/13)
 Career: 3 at Middle Tennessee (11/13/15)

DOUBLE DOUBLES

Season:
 Career:

MIKAYLA VENSON

#1



Sophomore • Guard • 5-7 • Arlington, Va. • Yorktown High

2015-16 SEASON

- Scored a then-career-high 25 points in the Paradise Jam opener against Green Bay, going 8-8 from the free throw line, including making six free throws in the final 1:32
- Had a streak of 12-straight games of double-digit scoring snapped against Tulane (11/28)
- Set a new career high in the Big 10/ACC Challenge game against Iowa, scoring 28 points, with 15 of those coming in the fourth quarter
- Scored her 500th career point during her 10-point second-half against Bowling Green (12/8)
- Went 9-of-12 (75.0 percent), including 4-of-6 from three, scoring 24 points with six assists against Charleston Southern (12/18)
- Had her second-straight 24-point game at Ohio State (12/21), going 4-of-5 from three-point range
- Snapped a streak of 26-consecutive made free throws against Ohio State (12/21)
- Cavalier Classic All-Tournament team
- Snapped a streak of 12-straight double-digit scoring games at FSU (1/21)
- Scored 12 points in the final 5 minutes of the Pitt game (1/24)

2014-15 SEASON

- ACC All-Freshman Team (Blue Ribbon Panel)
- Set the Virginia freshman record for made-3's in a season (58)
- Had four 20-point games
- Had the best single-game three-point shooting efficiency in school history with a 6-for-6 performance in the win over NC State

HIGH SCHOOL

- Played freshman season at Yorktown High School, averaging 14.3 points per game and 5.5 assists per game before retiring from high school basketball three games into her sophomore season

2015-16 GAME-BY-GAME:

Opponent	GS	FG-FGA	3FG-3FGA	FT-FTA	Off-Def	Total Reb	PF	Points	A	TO	Blk	Stl	Min
Mid Tenn	*	3-9	1-4	3-4	1-4	5	3	10	3	6	0	3	33
NORFOLK ST	*	4-11	2-7	0-0	0-2	2	1	10	2	1	0	4	28
Auburn	*	5-14	2-7	2-3	0-1	1	1	14	1	0	0	2	31
LONGWOOD	*	3-10	0-3	6-8	1-1	2	2	12	3	0	0	3	21
Green Bay	*	7-13	3-8	8-8	0-4	4	1	25	2	4	0	0	38
Rutgers	*	4-18	2-9	0-0	0-2	2	1	10	2	2	1	0	36
Tulane	*	2-7	1-4	0-0	0-4	4	4	5	1	1	0	1	30
IOWA	*	9-18	4-10	6-6	0-1	1	2	28	3	4	0	0	38
NJIT	*	5-13	2-5	0-0	0-1	1	0	12	5	1	0	0	28
BGSU	*	2-9	2-8	4-4	0-3	3	4	10	3	4	0	1	32
CHAR SOUTH	*	9-12	4-6	2-2	1-2	3	3	24	6	2	0	0	32
Ohio State	*	7-18	4-5	6-8	0-4	4	2	24	3	2	0	1	36
COPPIN	*	6-11	2-3	2-2	0-3	3	1	16	4	4	1	1	31
RICHMOND	*	5-14	1-6	0-0	0-1	1	0	11	0	1	0	0	33
MIAMI	*	4-12	1-2	3-4	0-0	0	2	12	5	5	0	1	36
NOTRE DAME	*	6-13	4-8	1-2	0-5	5	1	17	2	2	0	3	37
Wake	*	5-15	3-8	7-7	1-1	2	3	20	0	3	0	4	39
LOUISVILLE	*	5-14	1-4	2-4	0-0	0	2	13	4	3	0	1	34
at Ga Tech	*	9-15	4-7	1-2	0-2	2	0	23	6	2	0	1	36
at FSU	*	3-8	1-4	1-1	1-2	3	4	8	1	4	0	0	33
PITT	*	3-14	2-4	6-6	1-1	2	1	14	2	2	0	3	35
at NC State													
Duke													
VT													
SYRACUSE													
at BC													
Louisville													
CLEMSON													
UNC													
VTech													

CAREER STATISTICS

Year	G-GS	Min/Avg	FG-FGA	Pct.	3FG-A	Pct.	FT-FTA	Pct.	O-D	T	Avg.	Pf-DQ	Ast	TO	Blk	St	Pts	Avg
2014-15	31-31	1028/33.2	130-293	.444	61-148	.412	47-56	.839	4-64	68	2.2	62-0	74	89	4	34	368	11.9
2015-16	21-21	697/33.2	106-268	.396	46-122	.377	60-71	.845	6-44	50	2.4	38-0	58	53	2	29	318	15.1
TOTAL	52-52	1725/33.2	236-561	.421	107-270	.396	107-127	.843	10-108	118	2.3	100-0	132	142	6	63	686	13.2

SINGLE GAME BESTS

POINTS

Season: 28 vs Iowa (12/02)
Career: 28 vs Iowa (12/02/15)

REBOUNDS

Season: 5 (2x) last vs Notre Dame (01/07)
Career: 7 vs Drexel (12/29/14)

FG MADE

Season: 9 (2x) last vs Charleston So (12/18)
Career: 9 (2x) last vs Charleston So (12/18/15)

FG ATTEMPTS

Season: 18 (3x) last at Ohio State (12/21)
Career: 18 (3x) last at Ohio State (12/21/15)

3 PT FG MADE

Season: 4 (3x) last at Ohio State (12/21)
Career: 6 vs NC State (01/29/15)

3 PT FG ATTEMPTS

Season: 10 vs Iowa (12/02)
Career: 10 (3x) last vs Iowa (12/02/15)

3 PT FG PERCENTAGE

Season: 4-5 at Ohio State (12/21)
Career: 6-6 vs NC State (01/29/15)*

FT MADE

Season: 8 vs Green Bay (11/26)
Career: 8 (2x) last vs Green Bay (11/26/15)

FT ATTEMPTS

Season: 8 (2x)
Career: 8

FT PERCENTAGE

Season: 8-8 vs Green Bay (11/26)
Career: 8-8 last vs Green Bay (11/26/15)

ASSISTS

Season: 6 vs Charleston So (12/18)
Career: 6 (2x) last vs vs Charleston So (12/18/15)

BLOCKS

Season: 1
Career: 1 (multiple)

STEALS

Season: 4 (2x) last at Wake (1/10/16)
Career: 5 at FIU (11/30/14)

DOUBLE DOUBLES

Season:
Career:

*Denotes school record



2015-16 Virginia Women's Basketball Virginia Combined Team Statistics (as of Jan 24, 2016) All games

RECORD:	OVERALL	HOME	AWAY	NEUTRAL
ALL GAMES	13-8	8-4	4-2	1-2
CONFERENCE	3-4	1-3	2-1	0-0
NON-CONFERENCE	10-4	7-1	2-1	1-2

#	Player	gp-gs	min	Total		3-Point		F-Throw		Rebounds				pf	dq	a	to	blk	stl	pts	avg	
				fg-fga	fg%	3fg-fga	3fg%	ft-fa	ft%	off	def	tot	avg									
01	Mikayla Venson	21-21	697	33.2	106-268	.396	46-122	.377	60-71	.845	6	44	50	2.4	38	0	58	53	2	29	318	15.1
20	Faith Randolph	16-16	460	28.8	78-179	.436	20-60	.333	37-46	.804	17	51	68	4.3	29	2	50	28	2	20	213	13.3
21	Lauren Moses	21-21	594	28.3	83-190	.437	0-0	.000	47-85	.553	70	88	158	7.5	65	4	20	45	17	37	213	10.1
12	Breyana Mason	21-21	671	32.0	86-189	.455	13-38	.342	25-32	.781	20	53	73	3.5	30	0	55	36	2	38	210	10.0
23	Aliyah Huland El	21-5	508	24.2	75-169	.444	23-73	.315	31-38	.816	27	45	72	3.4	55	3	31	58	12	22	204	9.7
10	J'Kyra Brown	21-0	315	15.0	27-93	.290	13-44	.295	30-41	.732	18	32	50	2.4	34	0	24	37	2	13	97	4.6
32	Mone Jones	20-0	382	19.1	28-72	.389	0-2	.000	22-29	.759	22	40	62	3.1	44	1	14	31	13	12	78	3.9
44	Sydney Umeri	21-21	502	23.9	24-61	.393	0-0	.000	9-10	.900	34	48	82	3.9	54	3	11	24	16	14	57	2.7
00	Debra Ferguson	9-0	41	4.6	3-9	.333	0-0	.000	3-4	.750	1	6	7	0.8	11	0	0	4	2	1	9	1.0
02	Jae'Lisa Allen	6-0	20	3.3	2-8	.250	0-0	.000	0-0	.000	4	1	5	0.8	3	0	0	2	0	0	4	0.7
13	Emily Battle	5-0	10	2.0	1-1	1.000	0-0	.000	1-2	.500	0	2	2	0.4	0	0	0	1	0	0	3	0.6
Team											59	56	115				8					
Total.....		21	4200		513-1239	.414	115-339	.339	265-358	.740	278	466	744	35.4	363	13	263	327	68	186	1406	67.0
Opponents.....		21	4200		464-1154	.402	106-349	.304	227-340	.668	268	479	747	35.6	374	-	257	414	76	151	1261	60.0

TEAM STATISTICS	VA	OPP	Date	Opponent	Score	Att.
SCORING	1406	1261	11/13/15	at Middle Tennessee	w 70-66	5613
Points per game	67.0	60.0	11/16/15	NORFOLK STATE	w 86-50	0
Scoring margin	+6.9	-	11/19/15	at Auburn	w 69-52	1675
FIELD GOALS-ATT	513-1239	464-1154	11/22/15	LONGWOOD	w 81-46	3616
Field goal pct	.414	.402	11/26/15	vs Green Bay	w 68-59	0
3 POINT FG-ATT	115-339	106-349	11/27/15	vs Rutgers	L 48-60	0
3-point FG pct	.339	.304	11/28/15	vs Tulane	L 62-67	0
3-pt FG made per game	5.5	5.0	12/02/15	IOWA	L 73-85	3360
FREE THROWS-ATT	265-358	227-340	12/05/15	NJIT	w 81-54	3268
Free throw pct	.740	.668	12/08/15	BOWLING GREEN	w 68-39	10048
F-Throws made per game	12.6	10.8	12/18/15	CHARLESTON SOUTHERN	w 85-65	2975
REBOUNDS	744	747	12/21/15	at Ohio State	L 73-93	4778
Rebounds per game	35.4	35.6	12/28/15	COPPIN STATE	w 75-40	3062
Rebounding margin	-0.1	-	12/29/15	RICHMOND	w 71-51	3190
ASSISTS	263	257	* 01/03/16	MIAMI	w 76-56	3656
Assists per game	12.5	12.2	* 01/07/16	NOTRE DAME	L 46-74	3394
TURNOVERS	327	414	* 01/10/16	at Wake Forest	w 52-50	875
Turnovers per game	15.6	19.7	* 01/14/16	LOUISVILLE	L 41-59	2880
Turnover margin	+4.1	-	* 1/17/16	at Georgia Tech	w 78-67	1041
Assist/turnover ratio	0.8	0.6	* 01/21/16	at Florida State	L 48-70	2495
STEALS	186	151	* 01/24/16	PITTSBURGH	L 55-58	2895
Steals per game	8.9	7.2				
BLOCKS	68	76				
Blocks per game	3.2	3.6				
ATTENDANCE	42344	16477				
Home games-Avg/Game	12-3529	6-2746				
Neutral site-Avg/Game	-	3-0				

* - Conference game

Score by Periods	1st	2nd	3rd	4th	Totals
Virginia	340	349	375	342	1406
Opponents	322	272	312	355	1261

**2015-16 Virginia Women's Basketball
Virginia Combined Team Statistics (as of Jan 24, 2016)
Conference games**

RECORD:	OVERALL	HOME	AWAY	NEUTRAL
ALL GAMES	3-4	1-3	2-1	0-0
CONFERENCE	3-4	1-3	2-1	0-0
NON-CONFERENCE	0-0	0-0	0-0	0-0

#	Player	gp-gs	min	avg	Total		3-Point		F-Throw		Rebounds				pf	dq	a	to	blk	stl	pts	avg		
					fg-fga	fg%	3fg-fga	3fg%	ft-fa	ft%	off	def	tot	avg										
01	Mikayla Venson	7-7	250	35.7	35-91	.385	16-37	.432	21-26	.808	3	11	14	2.0	13	0	20	21	0	13	107	15.3		
12	Breyana Mason	7-7	242	34.6	41-86	.477	4-9	.444	8-9	.889	7	20	27	3.9	9	0	18	11	1	11	94	13.4		
20	Faith Randolph	2-2	55	27.5	7-22	.318	1-6	.167	5-6	.833	2	5	7	3.5	4	0	8	5	0	5	20	10.0		
21	Lauren Moses	7-7	230	32.9	20-63	.317	0-0	.000	21-33	.636	17	33	50	7.1	19	1	3	16	8	12	61	8.7		
23	Aliyah Huland El	7-5	201	28.7	18-50	.360	8-20	.400	5-6	.833	3	17	20	2.9	21	2	9	27	4	6	49	7.0		
32	Mone Jones	7-0	137	19.6	8-21	.381	0-0	.000	9-11	.818	5	15	20	2.9	15	1	5	13	6	2	25	3.6		
10	J'Kyra Brown	7-0	109	15.6	3-20	.150	2-12	.167	12-18	.667	6	4	10	1.4	14	0	4	16	1	5	20	2.9		
44	Sydney Umeri	7-7	171	24.4	10-17	.588	0-0	.000	0-0	.000	8	14	22	3.1	22	2	5	11	8	5	20	2.9		
02	Jae'Lisa Allen	2-0	5	2.5	0-3	.000	0-0	.000	0-0	.000	3	0	3	1.5	0	0	0	1	0	0	0	0.0		
00	Debra Ferguson	1-0	0	0.0	0-0	.000	0-0	.000	0-0	.000	0	0	0	0.0	0	0	0	0	0	0	0	0.0		
Team											17	20	37											
Total.....		7	1400		142-373	.381	31-84	.369	81-109	.743	71	139	210	30.0	117	6	72	124	28	59	396	56.6		
Opponents.....		7	1400		161-391	.412	35-120	.292	77-114	.675	102	166	268	38.3	134	-	103	139	16	63	434	62.0		

TEAM STATISTICS	VA	OPP	Date	Opponent	Score	Att.
SCORING	396	434	* 01/03/16	MIAMI	w 76-56	3656
Points per game	56.6	62.0	* 01/07/16	NOTRE DAME	L 46-74	3394
Scoring margin	-5.4	-	* 01/10/16	at Wake Forest	w 52-50	875
FIELD GOALS-ATT	142-373	161-391	* 01/14/16	LOUISVILLE	L 41-59	2880
Field goal pct	.381	.412	* 1/17/16	at Georgia Tech	w 78-67	1041
3 POINT FG-ATT	31-84	35-120	* 01/21/16	at Florida State	L 48-70	2495
3-point FG pct	.369	.292	* 01/24/16	PITTSBURGH	L 55-58	2895
3-pt FG made per game	4.4	5.0	* - Conference game			
FREE THROWS-ATT	81-109	77-114				
Free throw pct	.743	.675				
F-Throws made per game	11.6	11.0				
REBOUNDS	210	268				
Rebounds per game	30.0	38.3				
Rebounding margin	-8.3	-				
ASSISTS	72	103				
Assists per game	10.3	14.7				
TURNOVERS	124	139				
Turnovers per game	17.7	19.9				
Turnover margin	+2.1	-				
Assist/turnover ratio	0.6	0.7				
STEALS	59	63				
Steals per game	8.4	9.0				
BLOCKS	28	16				
Blocks per game	4.0	2.3				
ATTENDANCE	12825	4411				
Home games-Avg/Game	4-3206	3-1470				
Neutral site-Avg/Game	-	0-0				

Score by Periods 1st 2nd 3rd 4th Totals



Official Basketball Box Score -- Game Totals -- Final Statistics
NJIT vs Virginia
12/05/15 7 p.m. at JPJ Arena, Charlottesville, Va.

Table with columns: # Player, FG-FGA, 3-Ptr, Rebounds, PF, TP, A TO Bk Stl, Min. Includes team totals and statistics for NJIT and Virginia.

Table with columns: # Player, FG-FGA, 3-Ptr, Rebounds, PF, TP, A TO Bk Stl, Min. Includes team totals and statistics for Virginia 81 vs 6-3.

Officials: Jennifer Rezac, Tom Danaher, Mark Behrens
Technical fouls: NJIT-None, Virginia-None.
Attendance: 3268
NJIT: Leah Horton fouled out at 1:42 (IV)

Score by periods table showing 1st, 2nd, 3rd, 4th quarters and Total score for NJIT and Virginia.

Last FG - NJIT 4th-00:14, VA 4th-00:24.
Largest lead - NJIT by 11st-08:49, VA by 28 4th-01:11.

Official Basketball Box Score -- Game Totals -- Final Statistics
Bowling Green vs Virginia
12/08/15 11 a.m. at JPJ Arena, Charlottesville, Va.

Table with columns: # Player, FG-FGA, 3-Ptr, Rebounds, PF, TP, A TO Bk Stl, Min. Includes team totals and statistics for Bowling Green and Virginia.

Table with columns: # Player, FG-FGA, 3-Ptr, Rebounds, PF, TP, A TO Bk Stl, Min. Includes team totals and statistics for Virginia 68 vs 7-3.

Officials: Edward Sidlasky, Rachele Jones, Norma Jones
Technical fouls: Bowling Green-None, Virginia-None.
Attendance: 10468

Score by periods table showing 1st, 2nd, 3rd, 4th quarters and Total score for Bowling Green and Virginia.

Last FG - BGSU 4th-00:19, VA 4th-02:11.
Largest lead - BGSU by 2 1st-08:59, VA by 38 4th-01:49.

Official Basketball Box Score -- Game Totals -- Final Statistics
Charleston Southern vs Virginia
12/18/15 7 p.m. at JPJ Arena, Charlottesville, Va.

Table with columns: # Player, FG-FGA, 3-Ptr, Rebounds, PF, TP, A TO Bk Stl, Min. Includes team totals and statistics for Charleston Southern and Virginia.

Table with columns: # Player, FG-FGA, 3-Ptr, Rebounds, PF, TP, A TO Bk Stl, Min. Includes team totals and statistics for Virginia 85 vs 8-3.

Officials: Carla Fountain, Geraldine Smith, Kristi Vera
Technical fouls: Charleston Southern-None, Virginia-None.
Attendance: 2975

Score by periods table showing 1st, 2nd, 3rd, 4th quarters and Total score for Charleston Southern and Virginia.

Last FG - CSU 4th-00:08, VA 4th-04:07.
Largest lead - CSU None, VA by 25 4th-09:25.

Official Basketball Box Score -- Game Totals -- Final Statistics
Virginia vs Ohio State
12/21/15 7:00 p.m. at Value City Arena -- Columbus, Ohio

Table with columns: # Player, FG-FGA, 3-Ptr, Rebounds, PF, TP, A TO Bk Stl, Min. Includes team totals and statistics for Virginia and Ohio State.

Table with columns: # Player, FG-FGA, 3-Ptr, Rebounds, PF, TP, A TO Bk Stl, Min. Includes team totals and statistics for Ohio State 93 vs 8-3.

Officials: Dee Kantner, Mark Zentz, Frank Steratore
Technical fouls: Virginia-None, Ohio State-None.
Attendance: 4778

Score by periods table showing 1st, 2nd, 3rd, 4th quarters and Total score for Virginia and Ohio State.

Last FG - VA 4th-01:14, OSU 4th-00:33.
Largest lead - VA None, OSU by 20 4th-00:33.

Official Basketball Box Score -- Game Totals -- Final Statistics
Pittsburgh vs Virginia
01/24/16 1 p.m. at JPJ Arena, Charlottesville, Va.

Pittsburgh 58 • 9-11, 1-6 ACC

#	Player	Total			3-Ptr			Rebounds			PF	TP	A	TO	Blk	Stl	Min
		FG-FGA	FG-FGA	FT-FTA	FG-FGA	FG-FGA	FT-FTA	Off	Def	Tot							
12	Yacine Diop	f	4-7	0-0	0-0	2	2	4	4	8	1	3	0	3	23		
35	Stasha Carey	f	5-8	2-4	0-0	2	5	7	5	12	2	5	0	0	31		
02	Aysia Bugg	g	0-6	0-1	0-0	2	4	6	5	0	5	4	0	2	37		
14	Fred Potvin	g	6-12	5-11	2-2	0	1	1	1	19	2	3	0	2	39		
50	Brenna Wise	g	1-6	0-1	10-12	2	5	7	2	12	1	3	0	0	32		
04	Tania Lamb	g	0-2	0-1	0-0	1	0	1	1	0	1	1	0	0	5		
05	Kauai Bradley	g	0-0	0-0	0-0	1	1	2	1	0	1	0	0	0	5		
10	Cassidy Walsh	g	1-2	1-2	0-0	0	0	0	3	3	0	3	0	0	11		
32	Kalista Walters	g	1-1	0-0	2-4	0	2	2	1	4	0	1	1	0	17		
Team						2	3	5			2						
Totals			18-44	8-20	14-18	12	23	35	23	58	13	25	1	7	200		

FG % 1st Half: 9-24 37.5% 2nd half: 9-20 45.0% Game: 18-44 40.9% Deadball
 3FG % 1st Half: 8-16 50.0% 2nd half: 0-4 0.0% Game: 8-20 40.0% Rebounds
 FT % 1st Half: 4-4 100.0 2nd half: 10-14 71.4% Game: 14-18 77.8% 1

Virginia 55 • 13-8, 3-4 ACC

#	Player	Total			3-Ptr			Rebounds			PF	TP	A	TO	Blk	Stl	Min
		FG-FGA	FG-FGA	FT-FTA	FG-FGA	FG-FGA	FT-FTA	Off	Def	Tot							
21	Lauren Moses	f	2-11	0-0	5-6	7	2	9	1	9	0	1	1	4	34		
44	Sydney Umeri	f	1-2	0-0	0-0	0	1	1	3	2	0	2	1	0	18		
01	Mikayla Venson	g	3-14	2-4	6-6	1	1	2	1	14	2	2	0	3	35		
12	Breyana Mason	g	6-17	0-0	2-2	3	1	4	3	14	3	1	0	3	38		
23	Aliyah Huland El	g	3-7	2-3	0-0	1	5	6	5	8	0	4	0	1	32		
10	J'Kyra Brown	g	0-3	0-2	3-6	2	1	3	0	3	0	0	0	0	15		
32	Mone Jones	g	0-1	0-0	5-6	3	2	5	2	5	1	3	2	0	28		
Team						1	4	5									
Totals			15-55	4-9	21-26	18	17	35	15	55	6	13	4	11	200		

FG % 1st Half: 6-28 21.4% 2nd half: 9-27 33.3% Game: 15-55 27.3% Deadball
 3FG % 1st Half: 0-4 0.0% 2nd half: 4-5 80.0% Game: 4-9 44.4% Rebounds
 FT % 1st Half: 6-8 75.0% 2nd half: 15-18 83.3% Game: 21-26 80.8% 4

Officials: Joe Cunningham, Daryl Humphrey, Kristi Vera
 Technical fouls: Pittsburgh-None. Virginia-None.
 Attendance: 2895
 Pitt: Carey fouled out at 00:49.9 (IV)
 Pitt: Bugg fouled out at 00:44.2 (IV)
 UVA: Huland El fouled out at 00:06.6 (IV)

Score by periods	1st	2nd	3rd	4th	Total
Pittsburgh	25	5	9	19	58
Virginia	12	6	20	17	55

Points	In	Off	2nd	Fast	Bench
	Paint	T/O	Chance	Break	
UP	16	10	8	5	7
VA	14	25	13	4	8

Last FG - UP 4th-03:24, VA 4th-00:10.
 Largest lead - UP by 14 1st-00:56, VA None.
 UP led for 38:30, VA led for 00:00. Game was tied for 01:13.

Score tied - 1 time.
 Lead changed - 0 times.

2015-16 VIRGINIA SEASON RESULTS & LEADERS

RECORD:	OVERALL	HOME	AWAY	NEUTRAL
ALL GAMES	13-7	8-3	4-2	1-2
CONFERENCE	3-3	1-2	2-1	0-0
NON-CONFERENCE	10-4	7-1	2-1	1-2

UVA.										
Date	Rank	Opponent	Score	W/L	Rec.	ACC	Attend.	High Scorer	High Reb.	Opp. High Scr
11/13	--/RV	@Mid Tenn	70-66	W	1-0	0-0	5613	Moses 13	Umeri 6	Edwards 30
11/16	--/RV	NORFOLK ST	86-50	W	2-0	0-0	3495	Randolph 17	LM/FR 7	Beslow 15
11/19	--/RV	@Auburn	69-52	W	3-0	0-0	1675	Huland EI 20	LM/SU/FR 6	McKay 16
11/22	--/RV	LONGWOOD	81-46	W	4-0	0-0	3616	Huland EI 20	Moses 9	Skersick 12
11/26	--/RV	vs Green Bay	68-59	W	5-0	0-0	488	Venson 25	Moses 8	Buck 24
11/27	--/RV	vs Rutgers	60-48	L	5-1	0-0		Moses 18	Moses 7	Copper 21
11/28	--/RV	vs Tulane	67-62	L	5-2	0-0		Randolph 18	Huland EI 10	Morgan 21
12/02		No. 24 Iowa	85-73	L	5-3	0-0	3360	Venson 28	Moses 5	Kastanek 22
12/05		NJIT	81-54	W	6-3	0-0	3268	Huland EI 17	Moses 11	Guarino 24
12/08		BOWLING GREEN	68-39	W	7-3	0-0	10048	FR, AHE 14	Moses 11	Tibbs 8
12/18		CHARLESTON SO	85-65	W	8-3	0-0	2975	Venson 24	Moses 7	Mann 20
12/21		@No. 9 Ohio State	93-73	L	8-4	0-0	4778	Randolph 26	Moses 10	Alston 24
12/28		COPPIN STATE	75-40	W	9-4	0-0	3062	Moses 17	Randolph 7	Lane 10
12/29		RICHMOND	71-51	W	10-4	0-0	3190	AHE, LM 13	Moses 14	Murphy 14
01/03		No. 22 MIAMI	76-56	W	11-4	1-0	3656	FR, LM 16	Mason 7	Thomas 12
01/07		No. 3 NOTRE DAME	74-46	L	11-5	1-1	3394	Venson 17	Venson 5	Turner 19
01/10		@Wake Forest	52-50	W	12-5	2-1	875	Venson 20	LM, MJ 6	Campbell 13
01/14	--/RV	No. 23 LOUISVILLE	59-41	L	12-6	2-2	2880	Venson 13	Moses 11	Hines-Allen 16
01/17	--/RV	@Georgia Tech	78-67	W	13-6	3-2	1041	Venson 23	Moses 10	Whiteside 27
01/21	--/RV	@No. 14 Florida St	70-48	L	13-7	3-3	2495	Mason 15	Moses 5	Thomas 20
01/24	--/RV	PITT	58-55	L	13-8	3-4	2895	BM/MV 14	Moses 9	Potvin 19



2015-16 POINTS-REBS-ASSISTS

OPPONENT	ALLEN	BATTLE	BROWN	FERGUSON	HULAND EL	JONES
at Middle Tennessee	DNP	DNP	10-4-1	2-0-0	10-3-2	6-5-0
NORFOLK ST	0-1-0	2-1-0	11-2-3	4-3-0	10-2-2	10-6-1
at Auburn	DNP	DNP	4-3-2	DNP	20-5-2	2-3-0
LONGWOOD	0-0-0	0-0-0	4-5-2	2-1-0	20-7-2	7-6-1
vs Green Bay	DNP	DNP	2-0-0	DNP	5-1-0	0-0-2
vs Rutgers	DNP	DNP	6-1-1	DNP	0-0-0	2-2-0
vs Tulane	DNP	DNP	0-0-1	DNP	9-10-1	7-2-1
IOWA	DNP	DNP	0-1-0	DNP	4-3-0	2-1-0
NJIT	4-0-0	1-1-0	8-1-3	0-1-0	17-6-4	4-7-2
BOWLING GR	DNP	0-0-0	7-7-2	0-1-0	14-1-4	3-3-1
CHAR SOUTH	DNP	DNP	10-6-1	1-0-0	12-5-1	INJ
at Ohio State	DNP	DNP	0-1-0	DNP	12-3-2	0-2-0
COPPIN	0-1-0	0-0-0	7-6-2	0-1-0	9-5-1	4-1-0
RICHMOND	DNP	DNP	8-3-2	0-0-0	13-2-0	6-4-1
MIAMI	DNP	DNP	3-1-1	DNP	11-2-1	2-1-0
NOTRE DAME	DNP	DNP	4-1-1	DNP	0-1-0	3-1-0
at Wake Forest	DNP	DNP	3-1-0	DNP	5-2-2	2-6-2
LOUISVILLE	DNP	DNP	4-2-0	DNP	6-2-0	0-1-0
at Georgia Tech	0-3-0	DNP	2-1-0	DNP	12-3-5	5-2-1
at FSU	0-0-0	DNP	1-1-2	0-0-0	7-4-0	8-4-1
PITT	DNP	DNP	3-3-0	DNP	8-6-0	5-5-1
at NC State						
at Duke						
VIRGINIA TECH						
SYRACUSE						
at BC						
at Louisville						
CLEMSON						
NORTH CAROLINA						
at VTech						

OPPONENT	MASON	MOSES	PAYNE	RANDOLPH	UMERI	VENSON
at Middle Tennessee	11-2-2	13-4-2	INJ	8-5-0	0-6-2	10-5-3
NORFOLK ST	10-3-3	12-7-1	INJ	17-7-4	0-1-0	10-2-2
at Auburn	6-1-2	8-6-1	INJ	15-6-4	0-6-1	14-1-1
LONGWOOD	14-6-1	6-9-2	INJ	14-8-3	2-3-1	12-2-3
vs Green Bay	16-2-1	3-8-2	INJ	15-3-1	2-5-0	25-4-2
vs Rutgers	1-5-2	18-7-0	INJ	5-3-2	6-4-1	10-2-2
vs Tulane	9-2-3	10-4-2	INJ	18-1-2	4-4-0	5-4-1
IOWA	10-4-2	11-5-1	INJ	12-3-2	6-0-1	28-1-3
NJIT	7-2-2	14-11-2	INJ	12-2-0	2-4-0	12-5-1
BOWLING GR	6-2-2	12-11-0	INJ	14-7-4	2-6-0	10-3-3
CHAR SOUTH	3-2-3	10-7-1	INJ	17-6-8	8-5-0	24-3-6
at Ohio State	6-2-6	5-10-1	INJ	26-1-1	0-7-0	24-4-3
COPPIN	10-5-3	17-5-1	INJ	9-7-6	3-3-0	16-3-4
RICHMOND	7-8-5	13-14-1	INJ	11-2-5	2-6-0	11-1-0
MIAMI	14-7-3	16-6-0	INJ	16-4-8	2-1-1	12-0-5
NOTRE DAME	10-4-3	6-3-0	INJ	4-3-0	2-4-0	17-5-2
at Wake Forest	8-2-2	10-6-2	INJ	INJ	4-1-2	20-2-0
LOUISVILLE	12-4-0	6-11-0	INJ	INJ	0-5-0	13-0-4
at Georgia Tech	21-4-4	7-10-0	INJ	INJ	8-7-0	23-2-6
at FSU	15-2-3	8-4-1	INJ	INJ	2-3-2	8-3-1
PITT	14-4-3	9-9-0	INJ	INJ	2-1-0	14-2-2
at NC State						
at Duke						
VIRGINIA TECH						
SYRACUSE						
at BC						
at Louisville						
CLEMSON						
NORTH CAROLINA						
VirginiaTech						



GAME-BY-GAME STAT COMPARISONS

Table with columns: Field Goal %, Opponent, 3-Point FG %, Opponent, Free Throw Pct., Opponent, Rebounds UVA-Opp, Turnovers UVA-Opp. Rows list various opponents like Mid Tenn, NORFOLK ST, Auburn, etc.



MISCELLANEOUS STATS

VIRGINIA

OPPONENT

Table with 2 columns: VIRGINIA and OPPONENT. Rows include Bench Points, FG Percentage (Home, Road, Neutral), Most Points - Quarter, Fewest Points - Quarter, Fewest Combined Points - Quarter, Most Points - Half, Fewest Points - Half, Largest Halftime Lead, and Largest Halftime Deficit.

VIRGINIA'S RECORD WHEN

Table with 2 columns: VIRGINIA'S RECORD WHEN and counts. Rows include Game decided by 10 pts or less, Leading at halftime, Trailing at halftime, Tied at halftime, Went into overtime, Leading by 10 or more points, Shot FG 50% or better, Shot FG less than 50%, Shot FG less than 40%, Shot FG 40% or better, Holding opponent under 60 pts, Scoring 30-39 points, Scoring 40-49 points, Scoring 50-59 points, Scoring 60-69 points, Scoring 70-79 points, Scoring 80-89 points, Scoring 90-100 points, Outrebounding opponent, Being outrebounded, Tied in rebounding, Have fewer TOs than opponent, and Committing 15 or less TOs.

SCORING BENCHMARKS

GAMES WITH 20 OR MORE POINTS IN 15-16

Table with 2 columns: Player Name and Games. Rows include Mikayla Venson (6), Aliyah Huland El (2), Breyana Mason (1), and Faith Randolph (1).

GAMES WITH 10 OR MORE POINTS IN 15-16

Table with 2 columns: Player Name and Games. Rows include Mikayla Venson (18), Breyana Mason (11), Lauren Moses (11), Faith Randolph (11), Aliyah Huland El (10), J'Kyra Brown (3), and Moné Jones (1).

GAMES WITH 10 OR MORE REBOUNDS IN 15-16

Table with 2 columns: Player Name and Games. Rows include Lauren Moses (6) and Aliyah Huland El (1).

DOUBLE DOUBLES IN 15-16

Table with 2 columns: Player Name and Games. Row includes Lauren Moses (3).



2015-16 HIGHS/LOWS

VIRGINIA HIGHS

Points 86 vs Norfolk State 11/16/15	93 at Ohio State 12/21/15
FG Made 33 (3x) last vs NJIT 12/05/15	37 at Ohio State 12/21/15
FG Attempts 71 vs Longwood 11/22/15	77 vs Norfolk State 11/14/15
FG %516 (33-64) vs Norfolk State 11/14/15	.573 (22-41) vs Rutgers 11/27/15
3FG Made11 at Ohio State 12/21/15	10 vs Iowa 12/02/15
3FG Attempts 24 vs Charleston Southern 12/18/15	28 at Georgia Tech 01/17/16
3FG %667 (6-9) vs Miami 01/03/16	.750 (3-4) vs Rutgers 11/27/15
Free Throws Made 22 vs Green Bay 11/26/15	22 at Middle Tennessee 11/13/15
Free Throw Attempts 26 vs Pitt 01/24/16	35 at Middle Tennessee 11/13/15
Free Throw %917 (22-24) vs Green Bay 11/26/15	5-5 vs NJIT 12/05/15
	.14-15 (.933) vs Louisville 01/14/16
Rebounds 51 vs Longwood 11/22/15	46 vs Norfolk State 11/16/15
Assists 20 vs Charleston Southern 12/18/15	17 vs Iowa 12/02/15
Steals 15(2x) last at Wake Forest 01/10/16	12 at Middle Tennessee 11/13/15
Blocked Shots 7 (2x) last vs Miami 01/03/15	8 at Ohio State 12/21/15
Turnovers 22 (2x) last at FSU 01/21/16	31 at Wake Forest 01/10/16
Fouls 27 at Middle Tennessee 11/13/15	24 at Wake Forest 01/10/16

OPPONENT HIGHS

VIRGINIA LOWS

Points 41 vs Louisville 01/14/16	39 vs Bowling Green 12/08/15
FG Made 14 at Wake Forest 01/10/16	12 vs Bowling Green 12/08/15
FG Attempts 45 vs Louisville 01/14/16	41 vs Rutgers 11/27/15
FG %273 (15-55) vs Pitt 01/24/16	.273 (2x) (12-44) last vs Bowling Green 12/08/15
3FG Made 2 vs Longwood 11/22/15	1 vs Coppin State 12/28/15
3FG Attempts 9 (2x) last vs Pitt 01/24/16	4 vs Rutgers 11/27/15
3FG %133 (2-15) vs Longwood 11/22/15	.118 (2-17) vs Norfolk State 11/16/15
Free Throws Made 4 vs Richmond 12/29/15	5 (2x) last vs Coppin State 12/28/15
Free Throw Attempts 6 vs Richmond 12/29/15	5 vs NJIT 12/05/15
Free Throw %556 (2x) last (5-9) at FSU 01/21/16	.385 (5-13) vs Coppin State 12/28/15
Rebounds 25 vs Iowa 12/02/15	27 (2x) last vs. Coppin State 12/28/15
Assists 4 vs Louisville 01/14/16	5 at Auburn 11/19/15
Steals 5 (2x) last at FSU 01/21/16	3 (2x) last vs Green Bay 11/26/15
Blocked Shots 1 vs NJIT 12/05/15	0 vs NJIT 12/05/15
Turnovers 8 vs Richmond 12/29/15	11 at Georgia Tech 01/17/16
Fouls 10 vs NJIT 12/05/15	7 vs Richmond 12/29/15

OPPONENT LOWS

VIRGINIA INDIVIDUAL HIGHS

Points 28 Venson vs Iowa 12/02/15	30 Edwards at Middle Tennessee 11/13/15
FG Made 10 Mason at Georgia Tech 01/17/16	10 Alston at Ohio State 12/21/15
FG Attempts 20 Randolph vs Tulane 11/28/15	23 Whiteside at Georgia Tech 01/17/16
FG % 7-8 (.875) Moses vs Coppin State 12/28/15	5-5 Butts vs Rutgers 11/27/15
3FG Made 4(2x) last Venson vs CSU 12/18/15	7 Guarino vs NJIT 12/05/15
3FG Attempts 10 Venson vs Iowa 12/02/15	16 Guarino vs NJIT 12/05/15
3FG Percentage 4-5 Venson at Ohio State 12/21/15	2-2 Parker vs Rutgers 11/27/15
	.3-3 Huland El vs Miami 01/03/16
FT Made 8(2x) Moses last at Wake Forest 01/10/16	10 Wise vs Pitt 01/24/16
FT Attempts 13 Moses at Wake Forest 01/10/16	12 (2x) last Wise vs Pitt 01/24/16
FT Percentage 8-8 Venson vs Green Bay 11/26/15	6-6 (2x)
Rebounds 14 Moses vs Richmond 12/29/15	15 Beslow vs Norfolk State 11/16/15
Assists 8 Randolph (2x) last vs Miami 01/03/16	6 (4X) last Parson vs Richmond 12/29/15
Steals 5 Mason vs Green Bay 11/26/15	6 Jones at Middle Tennessee 11/13/15
Blocked Shots 3 Huland El (2x) last vs Miami 01/03/16	6 Hart at Ohio State 12/21/15
Turnovers 6 (3x) last Huland El at FSU 01/21/16	8 (3x) last Taylor at Wake Forest 01/10/16

OPPONENT INDIVIDUAL HIGHS



THE LAST TIME

VIRGINIA INDIVIDUALS

- **Two UVA players with double-doubles in the same game:** at Clemson 2/01/15 (Moses 15-10, Imovbioh 15-13)
- **Four players in double figures:** vs Miami 01/03/15 (Moses 16, Randolph 16, Mason 14, Venson 12, Huland El 11)
- **Five players in double figures:** vs Miami 01/03/15 (Moses 16, Randolph 16, Mason 14, Venson 12, Huland El 11)
- **Six players in double figures:** vs Norfolk State 11/16/15 (Randolph 17, Moses 12, Brown 11, Venson 10, Mason 10, Huland El 10, Jones 10)
- **Seven players in double figures:** vs Norfolk State 11/16/15 (Randolph 17, Moses 12, Brown 11, Venson 10, Mason 10, Huland El 10, Jones 10)
- **Scored 20 points:** 23 Venson, 21 Mason at Georgia Tech, 1/17/16
- **Scored 25 points:** 26, Faith Randolph at Ohio State, 12/21/15
- **Scored 30 points:** 34, Monica Wright vs. Green Bay, 03/21/10
- **Scored 40 points:** **48, Mimi Kennedy at North Carolina, 01/15/98
- **A non-starter scored 20 or more points:** 20 Aliyah Huland El vs Longwood 11/22/15
- **Two or more Hoos scored 20 or more points in the same game:** at Georgia Tech 01/17/16 (Venson 23, Mason 21)
- **Perfect from the field (5 attempts):** 7-7, Imovbioh vs Louisville 03/01/15
- **Perfect at FT line (10 attempts):** 11-11, Monica Wright vs North Carolina, 02/15/10
- **Perfect at FT line (9 attempts):** 9-9, Faith Randolph vs Louisville 03/01/15
- **Perfect at FT line (8 attempts):** 9-9, Faith Randolph vs Louisville 03/01/15
- **Had 20 Free throw attempts:** **20, Brandi Teamer at Wake Forest, 01/6/05
- **Had 15 rebounds:** 17, Sarah Imovbioh vs Louisville 03/01/15
- **Had 20 rebounds:** 24, Sarah Imovbioh vs Ohio State 11/14/14
- **Had 10 assists:** 11, Sharneé Zoll vs. Georgia Tech, 03/2/08
- **Had 6 steals:** 6, Kelsey Wolfe at Miami, 01/06/13
- **Blocked 5 shots:** 5, Jocelyn Logan-Friend at North Carolina, 02/24/05

VIRGINIA TEAM

- **UVA ranked in AP Top 25:** #22, 11/21/12
- **UVA ranked USA Today Top 25:** #22, 3/8/10
- **Played AP No. 1 team:** #1 Duke, L 79-58, 3/2/07
- **Defeated AP No. 1 team:** #1 Maryland, 75-74, 2/11/92
- **Defeated AP Top 10 team:** #8 Louisville, 75-59, 03/01/15
- **Defeated AP Top 25 team:** #22 Miami, 76-56, 01/03/16

FIELD GOAL SHOOTING

- **Shot 50 percent:** .541 (33-61) at Georgia Tech, 1/17/16
- **Shot 60 percent:** .623 (33-53) vs Georgia Tech, 3/02/08
- **Shot 70 percent:** **.700 (42-60) at Wake Forest, 1/07/87
- **Made 40-49 field goals:** 42 vs Wake Forest, 1/7/87
- **Made 50 field goals:** **54 vs Cleveland State, 11/29/95
- **Attempted 60-69 FG:** 63 vs Tulane 11/28/15
- **Attempted 70-79 FG:** 71 vs Delaware St, 12/6/14
- **Attempted 80 FG:** 85 at NC State, 2/10/11

THREE-POINT SHOOTING

- **Shot 50 percent:** .667 (6-9) vs Miami 01/03/16
- **Shot 60 percent:** .667 (6-9) vs Miami 01/03/16
- **Shot 70 percent:** .750 (6-8) vs Louisville 03/01/15
- **Shot 80 percent:** .857 (6-7) vs St. John's, 03/19/88
- **Made 10 three-pt. field goals:** 10 at Clemson 2/01/15
- **Attempted 20 three-pt. FG:** 26 (made 13) vs BC 1/15/15

FREE THROW SHOOTING

- **Shot 80 percent:** .808 (21-26) vs Pitt 01/24/16
- **Shot 90 percent:** .917 (22-24) vs Green Bay, 11/26/15
- **Shot 100 percent:** 6-6 vs. Duke, 02/8/13
- **Made 20 free throws:** 21 vs Pitt 01/24/16
- **Made 30 free throws:** 30 vs. North Carolina, 02/20/14
- **Attempted 30 FT:** 33 vs Louisville 03/01/15
- **Attempted 40 FT:** 44 vs. Indiana, 11/26/09
- **Attempted 50 FT:** **54 at Wake Forest, 01/6/05

SCORING

- **Scored 80 points:** 85 vs Charleston Southern 12/18/15
- **Scored 90 points:** 91 vs Longwood 12/16/14
- **Scored 100 points:** 100 vs Delaware St, 12/6/14

REBOUNDING

- **Had 50 rebounds:** 51 vs Ohio State 11/14/14
- **Had 60 rebounds:** 63 at Alabama, 12/21/12
- **Had 70 rebounds:** **77 vs. Rider, 12/19/96

ASSISTS

- **Had 20 assists:** 20 vs Charleston Southern, 12/18/15
- **Had 30 assists:** **37 vs. Cleveland State, 11/29/95

STEALS

- **Had 15 steals:** 15 at Wake, 01/10/16
- **Had 20 steals:** 22 vs UMES, 12/17/13
- **Had 25 steals:** 26 vs. Clemson, 02/12/12
- **UVA forced 30 turnovers:** 31 at Wake, 01/10/16
- **UVA committed 30 turnovers:** 32 at Alabama, 12/21/12

MISCELLANEOUS

- **UVA in OT:** L, 68-63 at Pitt 2/19/15
- **UVA in 2OT:** L, 73-70 at Alabama, 12/21/12
- **UVA in 3OT:** W, 105-100 at North Carolina, 01/15/98
- **UVA shot 60% from the floor in first half:** .621 (18-29) at Clemson 2/01/15
- **UVA shot 60% from the floor in second half:** .655 (19-29) at Georgia Tech 1/17/16
- **UVA shot less than 20% from floor first half:** .192 (5-26) at Maryland, 12/06/12
- **UVA shot less than 30% from floor first half:** .267 (8-30) vs Notre Dame 01/07/15
- **UVA shot less than 30% from floor 2nd half:** .294 (10-34) at Clemson 2/01/15
- **UVA scored less than 15 points in first half:** 13 at Florida State, 01/8/06
- **UVA held opp to less than 15 points first half:** 14 vs. Virginia Tech, 01/03/13
- **UVA held opp to less than 10 points first half:** 6 vs. Norfolk State, 12/28/12
- **UVA held opponent to less than 30 points:** 23 vs. Norfolk State, 12/28/12
- **UVA failed to make at least one three-pointer:** 0-10 vs. Kansas State, 11/29/13
- **Opponent failed to make at least one three-pointer:** 0-9 at Louisville, 01/18/15

**school record



00

DEBRA FERGUSON

Center • Freshman
6-4
Amherst County High
Madison Heights, Va.



1

MIKAYLA VENSON

Guard • Sophomore
5-7
Yorktown High
Arlington, Va.



2

JAE'LISA ALLEN

Forward • Sophomore
6-2
White Hall High
Pine Bluff, Ark.



10

J'KYRA BROWN

Guard • Redshirt Sophomore
5-11
Rocky Mount High
East Carolina Univ.
Rocky Mount, N.C.



12

BREYANA MASON

Guard • Junior
5-8
Forest Park High
Woodbridge, Va.



13

EMILY BATTLE

Forward • Freshman
6-1
St. Anne's-Belfield
Charlottesville, Va.



20

FAITH RANDOLPH

Guard • Senior
5-10
Our Lady of Good Counsel
Derwood, Md.



21

LAUREN MOSES

Forward • Sophomore
6-2
Rancocas High
Mount Holly, N.J.



23

ALIYAH HULAND EL

Guard • Sophomore
6-1
Randolph High
Randolph, N.J.



32

MONÉ JONES

Forward • Freshman
6-2
Riverside High
Durham, N.C.



35

SHAKYNA PAYNE

Forward • Freshman
6-1
SW Atlanta Christian Academy
Acworth, Ga.



44

SYDNEY UMERI

Forward • Junior
6-1
The Lovett School
Acworth, Ga.



JOANNE BOYLE

Head Coach
Fifth Season



KIM MCNEILL

Associate Head Coach
Fifth Season



LA'KESHIA FRETT MEREDITH

Assistant Coach
Third Season



CORY MCNEILL


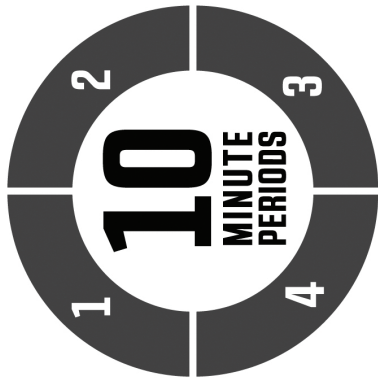
Assistant Coach
Fifth Season



SARAH HOLSINGER

Asst. AD/Operations
Fifth Season

2015-16 WOMEN'S BASKETBALL RULES CHANGES



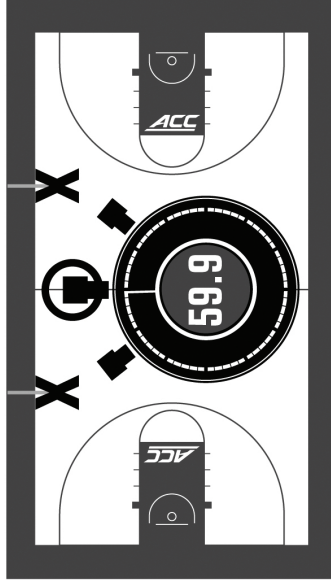
7 MEDIA TIMEOUTS LASTING FOR **2:45** (FIRST HORN 2:30)

P1 | ≤ 5:00 OR 1ST TEAM CALLED
— INTERMISSION MEDIA TIMEOUT —

P2 | ≤ 5:00 OR 1ST TEAM CALLED
— INTERMISSION MEDIA TIMEOUT —

P3 | ≤ 5:00 OR 1ST TEAM CALLED
— INTERMISSION MEDIA TIMEOUT —

P4 | ≤ 5:00 OR 1ST TEAM CALLED
+FIRST TEAM-CALLED IN 2ND HALF IS MEDIA TIMEOUT



OPTION TO ADVANCE THE BALL TO THE **28-FOOT MARK** THE FRONTCOURT WHEN CALLING A **TIMEOUT WITH POSSESSION DURING THE LAST 59.9 SECONDS** OF THE 4TH PERIOD — AND ALSO OF EACH OVERTIME —



PERMITTED TO PLAY DURING ANY DEAD BALL 🎵

