



2018 VIRGINIA SOFTBALL

TABLE OF CONTENTS

Page	Content
2	2018 Roster & Pronunciation Guide
3-4	Coach Bios
5-11	Player Bios
12	2017 Game-by-Game Results
13-15	2017 Overall/ACC/Postseason Statistics
16	2017 ACC Summary
17	Single Game Records
18	Team Single Season Records
19-20	Individual Single Season Records
21-22	Individual Career Records
23-25	Annual Leaders
26-27	Year-by-Year Team Stats
28-29	Honors and Awards
30	Coaching Records
31	All-Time Series Records
32-39	Series Details

UNIVERSITY OF VIRGINIA QUICK FACTS

Location	Charlottesville, Va. 22904
Founded	1819 by Thomas Jefferson
Enrollment	23,464 (16,087 undergraduate)
President	Teresa A. Sullivan
Athletics Director	Carla Williams
Faculty Athletics Rep.	Carolyn M. Callahan
Nicknames	Cavaliers, Wahoos, 'Hoos
Colors	Orange and Blue
Song	"Good Old Song"
Home Field (Cap.)	The Park (475)
Affiliations	NCAA Division I / Atlantic Coast Conference
Official Athletics Web Site	VirginiaSports.com
University Web Site	Virginia.edu

SOFTBALL INFORMATION

First Year	1980
All-Time Record	1,035-937-1
All-Time ACC Record	119-253
NCAA Appearances/Last	1/2010
2017 Record	22-32
ACC Record/Finish	9-15 (8th)
Postseason	ACC 1st Round
Letterwinners Returning/Lost	9/7

STAFF INFORMATION

Head Coach	Joanna Hardin
Alma Mater	Biola, '05
Record at UVA	22-32, 2nd season
Career Record	91-66, 4th season
Assistant Coach	Kaleigh Rafter
Assistant Coach	Katie Repole

MEDIA RELATIONS INFORMATION

Asst. Director/Softball Contact	Jacob Bell
Office Phone	434-982-5131
Mobile Phone	434-270-9425
Press Box Phone	434-270-9425
E-Mail Address	jacob.bell@virginia.edu
Mailing Address	295 Massie Road Room 154, John Paul Jones Arena Charlottesville VA 22903

ABOUT THE FACT BOOK

The 2018 Virginia Softball Fact Book was written and edited by Scott Fitzgerald.

2018 SCHEDULE

COWGIRL CLASSIC HOSTED BY MCNEESE ST.

Thu., Feb. 8	at McNeese St.	6:30 p.m.
Thu., Feb. 8	at McNeese St.	8:30 p.m.
Fri., Feb. 9	vs. Houston Baptist	2 p.m.
Fri., Feb. 9	vs. Tulsa	4:30 p.m.
Sat., Feb. 10	vs. Southern	11 a.m.

EASTERN MICHIGAN UNIVERSITY MADEIRA BEACH CLASSIC

Fri., Feb. 16	vs. Ohio	11 a.m.
Fri., Feb. 16	vs. Lipscomb	1:30 p.m.
Sat., Feb. 17	vs. George Mason	11 a.m.
Sat., Feb. 17	vs. UNCG	4 p.m.
Sun., Feb. 18	vs. Eastern Michigan	9 a.m.

UNCG INVITATIONAL

Fri., Feb. 23	vs. Appalachian St.	5 p.m.
Sat., Feb. 24	vs. Seton Hall	Noon
Sat., Feb. 24	at UNCG	2:30 p.m.
Sun., Feb. 25	vs. Seton Hall	9 a.m.
Sun., Feb. 25	at UNCG	11:30 a.m.

Wed., Feb. 28	Campbell	5 p.m.
---------------	----------	--------

CAPITAL CLASSIC HOSTED BY GEORGETOWN

Sat., March 3	vs. Columbia	10 a.m.
Sat., March 3	vs. UMBC	12:30 p.m.
Sun., March 4	vs. Howard	10 a.m.
Sun., March 4	vs. Iona	12:30 p.m.
Tue., March 6	vs. Hampton (DH)	1 p.m.
Fri., March 9	Georgia Tech*	6 p.m.
Sat., March 10	Georgia Tech*	1 p.m.
Sun., March 11	Georgia Tech*	Noon
Wed., March 14	Liberty	6 p.m.
Fri., March 16	Syracuse*	6 p.m.
Sat., March 17	Syracuse*	1 p.m.
Sun., March 18	Syracuse*	Noon
Wed., March 21	at Towson	4 p.m.
Fri., March 23	at Boston College*	6 p.m.
Sat., March 24	at Boston College*	1 p.m.
Sun., March 25	at Boston College*	11 a.m.
Wed., March 28	George Mason	6 p.m.
Fri., March 30	North Carolina*	6 p.m.
Sat., March 31	North Carolina*	1 p.m.
Sat., March 31	North Carolina*	3 p.m.
Tue., April 3	Radford	6 p.m.
Fri., April 6	at Louisville*	4 p.m.
Sat., April 7	at Louisville*	Noon
Sun., April 8	at Louisville*	1 p.m.
Wed., April 11	Longwood	6 p.m.
Fri., April 13	Virginia Tech*	6 p.m.
Sat., April 14	Virginia Tech*	1 p.m.
Sun., April 15	Virginia Tech*	Noon
Wed., April 18	at Georgetown	6 p.m.
Fri., April 20	at Pitt*	5 p.m.
Sat., April 21	at Pitt*	1 p.m.
Sun., April 22	at Pitt*	Noon
Wed., April 25	James Madison	6 p.m.
Fri., April 27	at Duke*	5 p.m.
Sat., April 28	at Duke*	1 p.m.
Sun., April 29	at Duke*	1 p.m.
Tue., May 1	at Liberty	6 p.m.
Wed.-Sat., May 9-12	ACC Tournament	TBD

* denotes ACC contests



ROSTER

NUMERICAL

No.	Name	Pos.	B/T	Ht.	Yr.	Hometown (High School/Prev. College)
2	Savana Avilla	IF/OF	L/R	5-5	Fr.	Phoenix, Ariz. (Sandra Day O'Connor)
3	Sam Thomas	IF	R/R	5-4	Fr.	Buford, Ga. (Buford)
5	Allison Davis	OF/P	R/R	5-7	Sr.	Oak Hill, Va. (Oakton)
7	Rachel Keshin	OF	R/R	5-2	Fr.	New Canaan, Conn. (New Canaan)
8	Tabby Dabney	P	R/R	5-5	Jr.	Mechanicsville, Va. (Hanover/Richard Bland)
9	Ashley Jennings	C/UT	R/R	5-6	Fr.	Forest, Va. (Jefferson Forest)
10	Kate Covington	OF	R/R	5-7	Fr.	McLean, Va. (McLean)
11	Madi Traver	C	R/R	5-7	Fr.	Coppell, Texas (Coppell)
15	Ashlee Davis	IF	R/R	5-7	So.	Gilbert, Ariz. (Highland)
17	Hayley Busby	IF	R/R	5-8	Fr.	Phoenix, Ariz. (Sandra Day O'Connor)
19	Erika Osherow	P/UT	R/R	5-8	Jr.	Darien, Conn. (Darien)
20	Molly Keshin	C/UT	R/R	5-3	Fr.	New Canaan, Conn. (New Canaan)
24	Lacy Smith	P/UT	R/R	5-9	Jr.	Lancaster, Pa. (Manheim Township)
27	Lexi Mettler	P/UT	R/R	5-9	Jr.	Turlock, Calif. (Pitman)
55	Janelle Zellars	P/IF	L/L	5-8	R-Fr.	Forest, Va. (Jefferson Forest)
63	Danni Ingraham	1B	R/R	6-2	Sr.	Laguna Niguel, Calif. (Dana Hills)
88	Olivia Gott	C/UT	R/R	5-10	Jr.	Weston, Fla. (Cypress Bay)

ALPHABETICAL

#	Name	Yr.
2	Savana Avilla	Fr.
17	Hayley Busby	Fr.
10	Kate Covington	Fr.
8	Tabby Dabney	Jr.
5	Allison Davis	Sr.
15	Ashlee Davis	So.
88	Olivia Gott	Jr.
63	Danni Ingraham	Sr.
9	Ashley Jennings	Fr.
20	Molly Keshin	Fr.
7	Rachel Keshin	Fr.
27	Lexi Mettler	Jr.
19	Erika Osherow	Jr.
24	Lacy Smith	Jr.
3	Sam Thomas	Fr.
11	Madi Traver	Fr.
55	Janelle Zellars	R-Fr.

Coaching Staff

Head Coach: Joanna Hardin (Biola University, 2005/second season)

Assistant Coach: Kaleigh Rafter (Northern Iowa, 2009/second season)

Assistant Coach: Katie Repole (Louisiana-Lafayette, 2016/second season)

PRONUNCIATION GUIDE

2	Savana Avilla	
19	Erika Osherow	(Ah-shur-oh)
63	Danni Ingraham	(ing-grum)
AC	Katie Repole	(Rep-Lee)



2 AVILLA, Savana



3 THOMAS, Sam



5 DAVIS, Allison



7 KESHIN, Rachel



8 DABNEY, Tabby



9 JENNINGS, ASHLEY



10 COVINGTON, Kate



11 TRAVER, Madi



15 DAVIS, Ashlee



17 BUSBY, Haley



19 OSHEROW, Erika



20 KESHIN, Molly



24 SMITH, Lacy



27 METTLER, Lexi




55 ZELLARS, Janelle



63 INGRAHAM, Danni



88 GOTT, Olivia



HARDIN, Joanna
Head Coach



RAFTER, Kaleigh
Assistant Coach



REPOLE, Katie
Assistant Coach



JOANNA HARDIN

**HEAD COACH
SECOND SEASON**

Joanna Hardin enters her second season as the head coach of the Virginia Cavaliers.

In her first year at the helm, Hardin led the Cavaliers back to the ACC Tournament for the first time in three seasons and improved the Virginia win total by eight games. The Cavaliers won nine ACC games, the second most in school history.

Hardin had Virginia playing its best softball down the stretch, winning eight of its final 10 regular season games, including a seven-game win streak and series wins over Georgia Tech and eventual NCAA Tournament qualifier Notre Dame. Her first season was also highlighted by the Cavaliers first win over a ranked opponent since 2014, defeating No. 14 James Madison, 5-4 on the road.

Under Hardin's tutelage, the 2017 Cavalier offense was among the most potent in the ACC, ranking in the top five in slugging percentage (3rd), doubles (2nd), triples (2nd), home runs (5th) and total bases (3rd). A pair of Cavaliers went on to earn All-ACC honors while catcher Katie Park became the program's first National Fastpitch Coaches Association (NFCA) First Team All-Region selection since 2013.

Prior to Virginia, Hardin spent the last four seasons at McNeese State, the first two as an assistant coach with the Cowgirls. She also has served as an assistant coach at Liberty University from 2007-09, with a stint as the head coach at Jefferson Forest High School in Forest, Va.

In her two seasons as head coach at McNeese State, Hardin led the Cowgirls to a 79-34 record including the Southland Conference championship and an NCAA Regional in 2016. Under Hardin's guidance, sophomore Erika Piancastelli received All-America honors from the NFCA in 2015 and 2016. She is the first All-America selection in McNeese State program history.

In 2016, Hardin led the Cowgirls to a 43-14 record as McNeese State claimed the Southland Conference regular-season championship and the Southland Conference Tournament championship. The Cowgirls posted a 23-4 record in conference play and competed in the NCAA Baton Rouge Regional. In regional play, McNeese State opened the tournament with a win over perennial national power Arizona State. The Cowgirls were eliminated from the Regional after falling to host LSU, who would advance to the semifinals of the Women's College World Series as a national seed, and the Sun Devils in a 14-inning game in the second meeting between the teams.

Several players excelled under Hardin's tutelage at McNeese State with Piancastelli leading the way as a two-time Southland Player of the Year and Hitter of the Year selection. Eight players also earned All-Southland Conference honors in 2016.

In 2015, her first season as head coach, Hardin coached Piancastelli to Southland Hitter, Player and Freshman of the Year honors. It was the first time a player had ever won all three honors in the league's history. Hardin also coached Alanna DiVittorio to Southland Player of the Year and Hitter of the Year honors in 2014, while Jamie Allred claimed Southland Pitcher of the Year honors that same season.



During the 2014 campaign, McNeese State broke or tied 23 school or conference records. The Cowgirls ranked in the Top 50 in the nation in ERA, stolen bases and triples per game. Four players ranked in the Top 50 in the nation in 11 different statistical categories. McNeese State's pitching staff included two of the top four pitchers in the SLC to lead the conference in ERA, while ranking 44th nationally.

In 2013, Hardin guided the pitching staff to a Top 10 national ranking and the top spot in the Southland in team ERA with a 1.79 mark. That squad also led the conference in opponent batting average (.220), saves (6), hits allowed (294), runs allowed (122), earned runs allowed (91), walks allowed (53) and extra-base hits allowed (63). Individually, Hardin helped develop the SLC's top pitcher, Megan Bond, who led the conference in ERA (1.27), opponent batting average (.200), and saves (3).

Hardin began her coaching career as the head coach at Whit-tier Christian High School in La Habra, Calif., from 2005-07 and helped guide the Heralds to an Olympic League championship in 2006.

From 2007-09, Hardin served as assistant coach at Liberty University where she oversaw the pitching staff, conducted camps and clinics, and organized daily practices. In each of her two years at Liberty, the team finished the season as the Big South conference tournament runner-up. Under her guidance, Tiffani Smith was selected to the All-Big South Conference first team as a sophomore, the first Flame to receive such an honor since 2001.

After earning her Master's Degree from Liberty University, Hardin started and coached a successful 12U/14U travel team, the Virginia Titans, in 2009. In 2010, while coaching the Titans, she served as head coach at Jefferson Forest High School where she led the Lady Cavaliers to the 2012 Seminole District Tournament Championship, a Virginia High School League (VHSL) Region III runner-up finish and the quarterfinals of the VHSL playoffs.

Hardin played softball for Biola University (La Mirada, Calif.) where she was a four-year letter winner from 2002-05. She was a four-time All-Conference and All-Region selection and earned NFCA All-America honors as a freshman in 2002.

She is married to Travis Hardin.



KALEIGH RAFTER

**ASSISTANT COACH
SECOND SEASON**

Kaleigh Rafter, a current member of the Canadian National Team, enters her second season with the Virginia softball program. Rafter serves as the offensive coordinator and oversees the catchers and infielders.

In her first season working with the Virginia hitters, the Cavaliers emerged statistically as one of the top offenses in the ACC. Virginia's team batting average jumped 16 points from the 2016 season and the Cavaliers were ranked in the top three in the ACC in four different categories. Virginia set single season school records in slugging percentage (.457) and extra-base hits (143) while hitting 53 home runs, two shy of matching the school mark.

Rafter joined the Cavaliers after spending the 2016 season as an assistant coach at Buffalo. While at Buffalo, Rafter helped the Bulls establish new single-season team records in hits (383), triples (15), home runs (36) and walks (160). Buffalo scored 223 runs and drove in 203 at the plate, the second most in program history. In the field, Rafter helped the defense increase its fielding percentage by 28 points from the previous year.

A decorated player with the Canadian National Team, Rafter began her collegiate playing career at Detroit Mercy in 2006. Through her three-year career with the Titans, she was twice named Horizon League Player of the Year and an All-Region selection by the National Fastpitch Coaches Association (NFCA). Following her junior season at Detroit, Rafter took a redshirt year to compete with the Canadian National Team in the 2008 Olympics in Beijing, China.

In the 2008 Olympic Games, Rafter helped lead Canada to a fourth-place finish and kicked off her career with the Canadian Women's National Team.

Following the 2008 Olympics, Rafter returned to finish her collegiate playing career at Florida State, helping lead the Seminoles to a 44-16 record and an NCAA Regional appearance. Rafter was named an All-ACC first-team selection and an NFCA All-Region selection for the third time as Florida State finished as ACC runner-up in 2009.

Rafter continued her career with Canadian team and has built an extensive international resume culminating with a 2015 gold medal at the 2015 Pan American Games in Toronto. Her team claimed silver medals in the previous two PanAm Games in Rio de Janeiro, Brazil (2009) and Guadalajara, Mexico (2012). She has helped Canada to a pair of bronze medals at the International Softball Federation Championships in 2010 (Caracas, Venezuela) and 2016 (Surrey, Canada).

She also played two seasons professionally for Honda in the Japanese Professional Softball League.

Rafter holds a bachelor's degree in criminology and master's degrees in criminology and sports management from Florida State.



KATIE REPOLE

**ASSISTANT COACH
SECOND SEASON**

Katie Repole is in her second season as an assistant coach with the Virginia softball program.

Repole, who comes to the Cavaliers after completing a playing career at nationally-ranked Louisiana-Lafayette in 2016, brings with her playing and coaching experience at a variety of levels. Repole will work with the outfielders, assist with the offense and also serve as recruiting coordinator for the program.

Repole began her playing career at Illinois, playing two seasons with the Illini at third base. Repole made 66 starts across her two seasons before transferring to Louisiana-Lafayette. After sitting out a season following her transfer, Repole helped the Ragin' Cajuns to a 46-9 record and a top-10 national rankings last season. Louisiana-Lafayette advanced to an NCAA Super Regional against the eventual NCAA Champion Oklahoma Sooners.

In a coaching capacity, Repole has worked at several instructional clinics across the country with multiple NCAA Division I programs. She has also served as an assistant coach with the Texas Bombers 18U softball team and the Texas Bombers 16U Gold team, a program that has consistently finished among the top teams in the nation with an ASA 16U Gold national championship.

She also worked as a Director of Development with the Texas Bombers organization, working with athletes from all 52 teams and assisting members of the program in the recruiting process.



SAVANA AVILLA

2

Freshman
IF/OF
5-5
L/R
Phoenix, Ariz.
Sandra Day O'Connor



BACKGROUND

- Played club softball for Firecrackers Arizona
- Four-year letterwinner at Sandra Day O'Connor High School
- Earned Second Team All-State honors as a senior
- A two-time First Team All-Division and three-time All-State Honorable Mention selection
- High school and club softball teammate of current Cavalier Hayley Busby

PERSONAL

- Daughter of Mike and Noelle Avilla
- Has a younger sister, Vanessa

SAM THOMAS

3

Freshman
IF/OF
5-4
R/R
Buford, Ga.
Buford



BACKGROUND

- Played club softball for the Atlanta Vipers
- Member of four, AAAA state championship teams at Buford High School
- An All-State selection three of her four years including first team honors her junior season
- Named the 2015 Gwinnett County and Buford Illustrated Player of the Year
- Buford High School's career home run leader with 34, also matched the single season total with 18 as a junior

PERSONAL

- Daughter of Kevin and Denise Thomas
- Has an older brother, Michael

ALLISON DAVIS

5

Senior
OF
5-7
R/R
Oak Hill, Va.
Oakton



2017 (JUNIOR SEASON)

- An All-ACC Academic team member
- A second team VaSID All-State selection as an outfielder
- Started all 54 games, 49 in LF, three in RF and two in the circle
- Second on the team in batting average (.328), hits (58) and total bases (89)
- Matched a career high with four triples, tied for the 5th most in the ACC
- Put together 16 multi-hit games including four-hit performances against Elon (Feb. 19) and N.C. State (March 18)
- Had a career-high eight game hit streak from March 8-21
- Began 2017 by hitting safely in the first seven games and batted .423 (11-for-26) in that span
- Made 12 appearances in the circle including starts against Boston College and George Mason
- Struck out 10 batters in 25.1 innings pitched and finished with a 1-2 record
- Was credited with the team's first win of the season after two innings of relief against Western Michigan on Feb. 10

2016 (SOPHOMORE SEASON)

- An All-ACC Academic team member
- Named an All-ACC second-team selection
- Named a VaSID second-team selection
- Played in all 51 games, starting 45
- Started 42 games in CF, two in the circle and one in RF
- Hit .293 with 24 runs scored and 20 RBI
- Turned in nine multiple-hit games and four multiple-RBI games
- Hit .357 in ACC games only
- Drove in a season-high three RBI vs. Utah State on Feb. 11 in season opener and matched it against Liberty in game two of doubleheader on April 20
- Also picked up the win in a relief pitching appearance against the Flames
- Pitched a season-long 11.2 inning in a start at UNCW on March 6 with four strikeouts
- Named to the All-ACC Academic Team

2015 (FRESHMAN SEASON)

- Started all 56 games, including 38 at shortstop, 12 at second base and six at pitcher
- Led the Cavaliers in home runs (9), runs (47), extra-base hits (29), slugging percentage (.627), on-base percentage (.458) and walks (34)
- Had the fourth-most extra base hits (29) in a UVA single-season, fifth-most runs (47), seventh-most walks (34) and the 10th-best slugging percentage (.627) and on-base percentage (.458)
- Recorded 15 multi-hit games and eight multi-RBI contests
- Posted a season-high three hits in three different games
- Hit a season-best two HR and four RBI against Pitt on Feb. 28
- Also pitched in 40.0 innings with 19 strikeouts
- Recognized on the ACC Academic Honor Roll

BACKGROUND

- Three-time All-Concorde District First Team
- Two-time Concorde District Pitcher of the Year
- Led Oakton to 2013 Concorde District Championship
- 2012 Washington Post All-Met First Team
- Two-time Washington Post All-Met Honorable Mention
- Played travel ball for Gold Coast Hurricanes

PERSONAL

- Daughter of Jane and Randy Davis
- Has a younger brother, Ryan

Davis' Career Statistics

YEAR	AVG	GP-GS	AB	R	H	2B	3B	HR	RBI	TB	SLG%	BB	HBP	SO	GDP	OB%	SF	SH	SB-ATT	PO	A	E	FLD%
2015	.325	56-56	169	47	55	16	4	9	32	106	.627	34	8	44	0	.458	1	1	6-12	94	68	22	.880
2016	.293	51-45	133	24	39	9	1	4	20	62	.466	9	6	29	0	.360	2	0	9-13	46	11	2	.966
2017	.328	54-54	177	32	58	8	4	5	19	89	.503	12	5	24	0	.387	0	1	5-5	56	5	2	.924
TOTAL	.317	161-155	479	103	152	33	9	18	71	257	.537	55	19	97	0	.406	3	2	20-30	196	84	29	.906

YEAR	ERA	W-L	APP	GS	CG	SHO	SV	IP	H	R	ER	BB	SO	2B	3B	HR	BF	BAVG	WP	HBP	SFA	SHA
2015	7.00	0-3	15	6	0	0/0	0	40.0	63	53	40	15	19	12	3	12	214	.339	2	7	2	4
2016	6.28	2-3	11	2	1	0/0	0	39.0	55	46	35	13	11	9	1	16	187	.340	9	2	4	6
2017	6.08	1-2	12	2	0	0/0	0	25.1	41	31	22	13	10	10	1	4	134	.353	3	2	1	2
TOTAL	6.51	3-8	38	10	1	0/0	0	104.1	159	130	97	41	40	31	5	32	535	.343	14	11	7	12



RACHEL KESHIN

7

Freshman
OF
5-2
R/R
New Canaan, Conn.
New Canaan



BACKGROUND

- Played club softball for the CT Legends
- A four-year letterwinner in softball at New Canaan High School
- A two-time First Team All-Fairfield County Interscholastic Athletic Conference selection
- Finalist for the 2017 Connecticut Gatorade Player of the Year Award
- Established NCHS program records for single season batting average (.513) and single season triples (9)
- Recipient of the CIAC Achievement Award
- Earned the NCHS Sportsmanship Award as a senior
- Also a two-year member of the NCHS varsity volleyball team

PERSONAL

- Daughter of Eric and Patricia Keshin
- Her father Eric (1980) and her brother Mike (2016) are both UVA graduates
- Twin sister Molly also is a member of the UVA softball team

ASHLEY JENNINGS

9

Freshman
C
5-6
R/R
Forest, Va.
Jefferson Forest



BACKGROUND

- Played club softball for Lady Lightning
- Named the 2017 4A West Region and Conference 23 Player of the Year
- A VHSL 4A First Team All-State selection at catcher her senior season
- Batted .423 with eight home runs, 22 RBIs and 26 runs scored her final year at JFHS
- Served as the team captain for the 2017 Conference 23 Champion JFHS squad

PERSONAL

- Daughter of Scott and Tracey Jennings
- Has an older sister, Haley

TABBY DABNEY

8

Junior
RHP
5-5
R/R
Mechanicsville, Va.
Hanover/Richard Bland



PRIOR TO VIRGINIA (RICHARD BLAND COLLEGE)

- Played two seasons at Richard Bland College in South Prince George, Va.
- As a utility player, was a 2017 Second Team All-Region 10 selection
- Recognized as the 2017 Richard Bland College Female Athlete of the Year
- Led the team in almost every offensive category; hit .443 (70-for-158) with 10 home runs, 55 RBIs and 49 runs scored
- Also tossed 73 innings in the circle with 44 strikeouts and a 4.41 ERA in 2017
- Her freshman season she appeared in 22 games, batting .328 (19-for-58) with 12 RBIs. Also was 4-2 in the circle with 17 strikeouts and a 4.30 ERA


PERSONAL

- Daughter of Melvin and Cheryl Dabney
- Born in Charlotte, N.C.
- Her father played football at East Carolina and her uncle Tony Beasley is the current 3rd base coach for the Texas Rangers
- Has an older sister, Tiffany

KATE COVINGTON

10

Freshman
OF
5-7
R/R
McLean, Va.
McLean



BACKGROUND

- Played club softball for Krunch Gold out of Harrisburg, Pa.
- Three-time First Team All-Conference selection
- Earned Second Team All-6A North Region Team honors her junior and senior seasons
- Served as the MHS Softball team captain in 2017
- Also ran indoor track her final year at McLean

PERSONAL

- Daughter of Lee and Heather Covington
- Born in Columbus, Ohio
- Has two sisters, Kendall and Abby



MADI TRAVER

11

Freshman
C
5-7
R/R
Coppell, Texas
Coppell



BACKGROUND

- Played club softball for Impact Gold
- A four-year All-District and All-Academic team selection at Coppell High School
- Named the District 9-6A MVP and All State honors at third base in 2017
- As a senior, was recognized by the Texas High School Girls Coaches as a First Team Academic All-State honoree
- A 2nd Team All-Area and All-DFW selection her final year at CHS
- Holds school records for career home runs (34), single season home runs (13), batting average (.573), slugging pct. (1.160) and RBIs (59). All single season marks were established as a senior

PERSONAL

- Daughter of Jon and Jennifer Traver
- Has an older brother, Austin
- In high school served as the DECA Vice President. Her school's club went on to become international finalists, placing 11th in the world.

ASHLEE DAVIS

15

Sophomore
IF
5-7
R/R
Gilbert, Ariz.
Highland



2017 (FRESHMAN SEASON)

- Appeared in 39 games including 32 starts
- Recorded first collegiate hit, a double on Feb. 18 in game two of a double-header against ETSU
- Batted .218 (19-for-87) with four doubles, 10 runs scored and six RBIs
- Put together three multi-hit games
- Scored what proved to be the game-winning run in game two of a double-header against No. 14 James Madison on April 4
- Started 20 of the final 23 games at second base

BACKGROUND

- Played for the Firecrackers 18U Gold 2014-16
- Lettered four years at Highland High School under head coach Glen La-boissiere
- Inducted into Highland High School Athletic Hall of Fame
- Led team with a .416 average, 42 RBI, seven doubles and nine home runs in 2015
- All-State Honorable Mention selection in 2014
- Golden Scholar Award recipient

PERSONAL

- Daughter of Michelle and Richard Davis
- Has an older brother
- Volunteered with special need students at Carol Rae Ranch Elementary School, the Sunshine Acres Children's Home and Dignity Health Mercy Gilbert Medical Center

Davis' Career Statistics

YEAR	AVG	GP-GS	AB	R	H	2B	3B	HR	RBI	TB	SLG%	BB	HBP	SO	GDP	OB%	SF	SH	SB-ATT	PO	A	E	FLD%
2017	.218	39-32	87	10	19	4	0	0	6	23	.264	6	1	25	0	.277	0	0	0-0	64	74	13	.914

HAYLEY BUSBY

17

Freshman
IF
5-8
R/R
Phoenix, Ariz.
Sandra Day O'Connor



BACKGROUND

- Played club softball for Firecrackers Arizona
- Named the 2016 Arizona Gatorade Player of the Year
- A 2016-17 First Team All-Arizona, First Team All-State & First Team All-Region selection
- As a junior, hit .540 with 14 home runs and 68 RBI to help lead Eagles to the semifinal of the Division I State Tournament
- High school and club softball teammate of current Cavalier Savana Avilla

PERSONAL

- Daughter of Michael Busby and Courtney Lewis
- Has five brothers and one sister
- Her father Michael played three seasons with the St. Louis Cardinals (1996-1999)



ERIKA OSHEROW

19

Junior
P/UTL
5-8
R/R
Darien, Conn.
Darien



2017 (SOPHOMORE SEASON)

- An All-ACC Academic team member
- Her 31 starts and 41 appearances in the circle ranked 4th and 5th in the ACC respectively
- Tossed 197.1 innings, the fifth most in the league, and threw 14 complete games
- Finished the year with a 15-19 record, a 4.78 ERA and 86 strikeouts
- Matched a career-high with eight strikeouts in 5.1 innings pitched in first game of doubleheader against Elon on Feb. 19
- Credited with six of the team's nine conference wins
- Pitched a four-hit, five inning shutout against Georgetown on April 18 in which she struck out five batters
- Recorded her first career save by tossing 1.2 shutout innings in series clinching win against Georgia Tech on April 16
- Named the ACC Pitcher of the Week on April 25 after going 3-0 with a 1.83 ERA in 24 innings pitched
- Pitched in nine-straight games from April 12-April 28 in which the Cavaliers went 6-3
- Went 1-for-2 with an RBI single against UTEP in which she recorded the complete game victory
- Was 1-for-2 with a home run against North Carolina on April 1

2016 (FRESHMAN SEASON)

- Started 30 games in the circle with 42 appearances
- Turned in 214.2 innings pitched with a 13-21 record and 3.07 ERA
- Struck out 122 batters with only 53 walks
- Pitched two complete-game shutouts: vs. Utah State on February 11 and at Georgia Tech on April 23
- Struck out a season-high eight batters vs. Radford on March 29
- Hit .289 with three home runs and a .533 slugging percentage
- Named to the All-ACC Academic Team

BACKGROUND

- Two-time all-state selection
- Three-time All-Fairfield County Interscholastic Athletic Conference (FCIAC) selection
- Two-time Darien MVP
- Also lettered in field hockey and was a second-team all-county cross country runner at Darien
- Member of the National Honor Society
- Played travel ball for Connecticut Seahawks

PERSONAL

- Daughter of Cora and David Osherow
- Has an older brother, Luke

Osherow's Career Statistics

YEAR	AVG	GP-GS	AB	R	H	2B	3B	HR	RBI	TB	SLG%	BB	HBP	SO	GDP	OB%	SF	SH	SB-ATT	PO	A	E	FLD%
2016	.289	44-34	45	8	13	2	0	3	10	24	.533	6	1	11	0	.385	0	1	1-1	10	54	7	.901
2017	.233	44-42	86	9	20	6	0	1	9	29	.337	6	2	12	1	.298	0	3	0-0	30	59	1	.989
TOTAL	.252	88-76	131	17	33	8	0	4	19	53	.405	12	3	23	1	.329	0	4	1-1	40	113	8	.950

YEAR	ERA	W-L	APP	GS	CG	SHO	SV	IP	H	R	ER	BB	SO	2B	3B	HR	BF	BAVG	WP	HBP	SFA	SHA
2016	3.07	13-21	42	30	22	2/0	1	214.2	249	144	94	53	122	36	1	17	978	.283	24	18	4	22
2017	4.68	15-19	44	31	14	1/0	1	197.1	277	159	132	87	86	32	6	14	969	.324	17	4	4	18
TOTAL	3.84	28-40	86	61	36	3/0	2	412.0	526	303	226	140	208	68	7	31	1947	.303	41	22	8	40

MOLLY KESHIN

20

Freshman
C/UTL
5-3
R/R
New Canaan, Conn.
New Canaan



BACKGROUND

- Played club softball for the CT Legends
- A four-year letter winner in softball at New Canaan High School
- A two-time First Team All-Fairfield Interscholastic Athletic Conference selection
- Established NCHS records for career triples, home runs and stolen bases
- Named the NCHS Team MVP as a sophomore and junior
- Achieved High Honors in all 16 quarters of high school
- Recognized on the 2017 CIAC All-Academic Softball Team and earned the 2017 CIAC Scholar Athlete Award

PERSONAL

- Daughter of Eric and Patricia Keshin
- Her father Eric (1980) and her brother Mike (2016) are both UVA graduates
- Twin sister Rachel is a member of the UVA softball team



LACY SMITH

24

Junior
P/UTL
5-8
R/R
Darien, Conn.
Darien



2017 (SOPHOMORE SEASON)

- Appeared in 40 games and made 33 starts
- A two-way player for the Cavaliers, made 28 appearances in the circle and 19 as an outfielder
- Had 22 hits in 93 at bats (.237)
- Was tied for third on the team with eight home runs
- Homered in three consecutive games from April 18-22
- Pitched a complete game, two-hit shutout on Feb. 18 against ETSU on Feb. 18... Also sealed the 9-0, run-rule victory in the fifth inning with a two-run homer
- Recorded three-hit games against Towson on March 21 and UNC on March 31
- Her 18 relief appearances in the circle were tied for the fifth most in the ACC
- Struck out 34 batters in 49.2 innings pitched

2016 (FRESHMAN SEASON)

- Started 19 games in the circle with 25 appearances
- Posted a 3-9 record with a 5.96 ERA and two saves in 81.0 innings pitched
- Struck out 45 and walked 45 in her time in the circle
- Struck out a season-high five batters three times: vs. North Dakota on February 20, vs. Radford on March 5 and No. 7 James Madison on March 30
- Hit .213 and drove in a season-high two RBI vs. Ohio on February 26

BACKGROUND

- Two-time Pennsylvania all-state honorable mention
- Three-time Lancaster-Lebanon League All Star
- Helped lead Manheim Township to first appearance in state championship since the 1980's in 2014
- Helped lead PA Shooting Stars Gold to 2014 ASA Gold Championship
- Member of the National Honor Society
- Played travel ball for PA Shooting Stars Gold

PERSONAL

- Daughter of Jill and Jeff Smith
- Has two younger sisters, Lexi and Delaney

Smith's Career Statistics

YEAR	AVG	GP-GS	AB	R	H	2B	3B	HR	RBI	TB	SLG%	BB	HBP	SO	GDP	OB%	SF	SH	SB-ATT	PO	A	E	FLD%
2016	.213	34-27	47	4	10	2	0	2	12	.255	3	0	13	0	.260	0	0	0-0	4	18	11	667	
2017	.237	40-33	93	14	22	3	0	8	17	.49	.527	8	1	17	0	.301	1	0	0-0	22	9	3	.912
TOTAL	.229	74-60	140	18	32	5	0	8	19	61	.436	11	1	30	0	.288	1	0	0-0	26	27	14	.791

YEAR	ERA	W-L	APP	GS	CG	SHO	SV	IP	H	R	ER	BB	SO	2B	3B	HR	BF	BAVG	WP	HBP	SFA	SHA
2016	5.96	3-9	25	19	4	0/0	2	81.0	109	99	69	45	45	19	1	11	428	.309	10	14	7	9
2017	7.61	3-5	28	10	1	1/0	0	49.2	76	59	54	48	34	22	1	10	278	.352	22	7	3	4
TOTAL	6.59	6-14	53	29	5	1/0	2	130.2	185	158	123	93	79	41	2	21	706	.325	32	21	10	13

LEXI METTLER

27

Junior
P/UTL
5-9
R/R
Turlock, Calif.
Pitman



2017 (SOPHOMORE SEASON)

- Made 29 appearances in the circle with 11 starts
- Also saw action in the outfield, making 14 starts (12 RF & 2 LF)
- Pitched to a 5.00 ERA in 68.2 innings
- Recorded three wins, including a complete game victory over East Carolina on Feb. 25
- Against ECU pitched seven innings and allowed three runs and struck out one batter in a 7-3 win
- Did not allow an earned run in two innings of relief against Virginia Tech on March 4 to earn her third win
- Was 2-0 with a 4.67 ERA in 18 relief appearances
- Went 1-for-4 at the plate on the year, recording a hit against Coppin State on Feb. 26

2016 (FRESHMAN SEASON)

- Played in 20 games, making four starts
- Made three starts in RF and one at DH
- Hit .250 with three runs scored and an RBI; four of her six hits were doubles
- Also made one relief appearance in the circle
- Went 2-for-5 with two doubles at UNCW on March 6

BACKGROUND

- 2015 Central California Conference Offensive Player of the Year
- Three-time first-team all-league selection
- Four time CCC Academic All-League
- Honored with US Marine Corps Scholar-Athlete Award

PERSONAL

- Daughter of April and Greg Mettler
- Has one sister, Addie (11)

Mettler's Career Statistics

YEAR	AVG	GP-GS	AB	R	H	2B	3B	HR	RBI	TB	SLG%	BB	HBP	SO	GDP	OB%	SF	SH	SB-ATT	PO	A	E	FLD%
2016	.250	20-4	24	3	6	4	0	0	1	10	.417	2	0	7	0	.308	0	0	1-1	4	0	0	1000
2017	.250	31-22	4	1	1	0	0	0	0	1	.250	0	0	1	0	.250	0	0	0-0	25	14	2	.951
TOTAL	.250	51-26	28	4	7	4	0	0	1	11	.393	2	0	8	0	.300	0	0	1-1	29	14	2	.956

YEAR	ERA	W-L	APP	GS	CG	SHO	SV	IP	H	R	ER	BB	SO	2B	3B	HR	BF	BAVG	WP	HBP	SFA	SHA
2016	21.00	0-0	1	0	0	0/0	0	0.2	2	2	2	3	0	1	0	0	6	.667	2	0	0	0
2017	5.00	3-6	29	11	1	0/0	0	68.2	98	63	49	35	21	14	2	17	352	.331	9	7	7	7
TOTAL	5.15	3-6	30	11	1	0/0	0	69.1	100	65	51	38	21	15	2	17	358	.334	11	7	7	7



JANELLE ZELLARS

55

R-Freshman
P/1B
5-8
L/L
Forest, Va.
Jefferson Forest



BACKGROUND

- Lettered four years at Jefferson Forest High School
- Led Jefferson Forest to a class 4A Conference 23 championship in 2016
- Named first-team All-conference, second-team All-District in 2016
- Helped lead Jefferson Forest to a class 4A Conference 24 runner-up finish in 2015
- Helped lead Jefferson Forest to 204 Seminole District Championship and regional finals
- Named an All-Area second team selection and first-team All-Region in 2013
- Played travel ball with the NC Lightning Gold and NC Firecrackers from 2013-15
- Graduated with High Honors
- Member of the Latin Club, Key Club and Fellowship of Christian Athletes

PERSONAL

- Daughter of Anthony and Tina Zellars
- Has one brother
- Volunteered working with youth at Forest Elementary and Forest Middle schools
- Volunteered at Prayer of Faith Temple Church daycare and summer camps
- Also volunteered with Habitat for Humanity
- Active in Virginia Speak Out working against drunk driving

DANNI INGRAHAM

63

Senior
1B
6-2
R/R
Laguna Niguel, Calif.
Dana Hills



2017 (JUNIOR SEASON)

- A Second Team VaSID All-State selection at first base
- Led the team with 10 home runs, the first Cavalier to hit double-digit homers since 2010
- Started all but one game at first base
- Drove in a team-best 34 runs and compiled 45 hits (third most on the team)
- Defensively, recorded 377 putouts, the third highest single-season total in school history and third most in the ACC
- Batted .313 (26-for-83) with five home runs and 20 RBIs in conference play
- Strung together a career-high, eight-game hit streak from April 18-30
- Hit a pair of home runs in a 7-6 win over Georgetown on April 18
- In her final nine regular season games, batted .486 (14-for-35) with five home runs and 17 RBIs
- Hit a go-ahead, three-run home run in the regular season finale against Louisville to help UVA clinch a postseason berth for the first time since 2013

2016 (SOPHOMORE SEASON)

- A Second Team VaSID All-State selection at first base
- Started all 48 games played, making 31 at 1B, 16 at DH and one at 2B
- Hit .278 with seven home runs, 20 RBI and 18 runs scored
- Posted 12 multiple-hit games and five multiple-RBI games
- Went 2-for-3 with two home runs, three RBI and two runs vs. Ohio on February 26
- Scored a season-high three runs at Georgia Tech with a home run and two RBI on April 23

2015 (FRESHMAN SEASON)

- Started 52 games, 49 as the designated player
- Second on the team with seven home runs
- Hit .289 with 10 doubles and 26 RBI
- Recorded 11 multi-hit games and seven multi-RBI contests
- Had a season-high three hits against Delaware State on March 21
- Drove in three RBI twice
- Scored three runs against UTEP on Feb. 6

BACKGROUND

- Led Dana Hills to Southern Section CIF finals 2011-14
- Helped guide Dana Hills to Sea View League Championship in 2011
- 2012 Orange County Register Top-25 Player of the Year honoree
- Two-time All-Sea View League First Team
- 2014 All-South Coast League First Team
- 2014 Second-Team OC Sidelines All-State Team
- Cal Hi Sports All-State Third Team in 2014
- 2014 OC Varsity All-Orange County Third Team
- 2011 and 2014 Sea View League Offensive Player of the Year
- Played travel ball for Marty Tyson's Corona Angels 18 Gold
- 2014 Triple Crown USA National Champions
- Boulder Independence Day National Champions in 2014
- Won the ASA Champion's Cup in 2012, 2013 and 2014
- Finished as the runner up in 2012 and 2013 at the Triple Crown USA Nationals
- Four-time scholar-athlete
- Dana Hills Valedictorian for 2014
- 2012 Dana Hills Student of the Year

PERSONAL

- Daughter of Keelie and Scott Ingraham
- Has a younger brother, Jeremy
- Uncle, Eric Karros, played in MLB from 1991-2004 and was the 1992 NL Rookie of the Year for the Dodgers
- Was a four-year volunteer at the Health & Medical Occupations Academy

Ingraham's Career Statistics

YEAR	AVG	GP-GS	AB	R	H	2B	3B	HR	RBI	TB	SLG%	BB	HBP	SO	GDP	OB%	SF	SH	SB-ATT	PO	A	E	FLD%
2015	.289	52-52	159	14	46	10	0	7	26	77	.484	17	1	35	3	.362	0	0	1-1	23	3	0	1.000
2016	.278	48-48	151	18	42	6	0	7	20	69	.457	7	1	17	2	.315	1	1	1-2	256	10	2	.993
2017	.257	54-53	175	24	45	9	2	10	34	88	.503	5	1	26	3	.282	0	3	0-0	377	16	3	.992
TOTAL	.274	154-153	485	56	133	25	2	24	80	234	.482	29	3	78	8	.319	1	4	2-3	656	29	5	.993



OLIVIA GOTT

88

Junior
C
6-10
R/R
Weston, Fla.
Cypress Bay



2017 (SOPHOMORE SEASON)

- Appeared in 40 games and made 37 starts (19 at DP & 18 at C)
- Hit .247 (24-for-97) with three doubles, seven home runs and 21 RBIs
- Her seven home runs were the fifth most on the team
- Was third on the team with seven, multi-RBI games
- Went 3-for-4 and hit two home runs in second game of a twin bill at Elon on Feb. 19. Her second home run in the top of the seventh proved to be the game-winner
- Drew 13 walks, third most on the team
- Sported a .951 fielding percentage and threw out three runners attempting to steal

2016 (FRESHMAN SEASON)

- Played in 22 games with 19 starts
- Made 18 starts at catcher, most of them at the start of the season
- Went 1-for-3 with two RBIs and a double vs. North Dakota on February 20
- Tallied three runs scored and four RBIs

BACKGROUND

- 2013 Miami Herald First-Team All-County
- Helped lead Cypress Bay to the state championship and 2013 and semi-finals in 2014
- Led Cypress Bay to two district championships
- Played travel ball for Gold Coast Hurricanes

PERSONAL

- Daughter of Janet and Michael Gott
- Has two sisters, Madison and Sophia
- Sister, Madison, plays softball for Columbia

Gott's Career Statistics

YEAR	AVG	GP-GS	AB	R	H	2B	3B	HR	RBI	TB	SLG%	BB	HBP	SO	GDP	OB%	SF	SH	SB-ATT	PO	A	E	FLD%
2016	.097	22-19	31	3	3	2	0	0	4	5	.161	4	1	9	1	.222	0	0	0-0	66	6	4	.947
2017	.247	40-37	97	18	24	3	0	7	21	48	.495	13	2	30	0	.345	1	2	0-2	69	8	4	.951
TOTAL	.211	62-56	128	21	27	5	0	7	25	53	.414	17	3	39	1	.315	1	2	0-2	135	14	8	.949



2017 GAME-BY-GAME RESULTS

Date	Opponent	Score	R-H-E	/	R-H-E	Inns	Overall	ACC	Pitcher	Attend	Time
Feb 09, 2017	vs #9 Oregon &	L, 6-11	6-11-2	/	11-15-4	7	0-1-0	0-0-0	L. Smith (L 0-1)	212	2:40
Feb 09, 2017	at Arizona State &	L, 1-4	1-5-1	/	4-8-0	7	0-2-0	0-0-0	E. Osherow (L 0-1)	948	1:40
Feb 10, 2017	vs Western Michigan &	W, 9-8	9-8-3	/	8-14-2	(8)	1-2-0	0-0-0	A. Davis (W 1-0)	117	2:31
Feb 10, 2017	vs UTEP &	W, 5-4	5-5-3	/	4-8-0	7	2-2-0	0-0-0	E. Osherow (W 1-1)	231	2:11
Feb 11, 2017	vs San Jose St. &	L, 0-1	0-8-2	/	1-3-1	7	2-3-0	0-0-0	L. Mettler (L 0-1)	194	1:50
Feb 17, 2017	vs East Tennessee State #	W, 11-3	11-8-2	/	3-5-3	5	3-3-0	0-0-0	E. Osherow (W 2-1)	88	1:20
Feb 17, 2017	at Charleston So. #	L, 3-4	3-6-0	/	4-9-0	7	3-4-0	0-0-0	L. Mettler (L 0-2)	65	1:40
Feb 18, 2017	vs East Tennessee State #	W, 9-0	9-6-1	/	0-2-3	5	4-4-0	0-0-0	L. Smith (W 1-1)	60	1:35
Feb 18, 2017	vs UNC Wilmington #	L, 1-2	1-2-2	/	2-9-2	7	4-5-0	0-0-0	E. Osherow (L 2-2)	70	1:40
Feb 19, 2017	at Elon-1	L, 4-6	4-11-1	/	6-8-0	7	4-6-0	0-0-0	E. Osherow (L 2-3)	201	1:53
Feb 19, 2017	at Elon-2	W, 7-5	7-13-3	/	5-8-2	7	5-6-0	0-0-0	E. Osherow (W 3-3)	177	2:25
Feb 24, 2017	vs Seton Hall %	W, 8-1	8-11-0	/	1-6-3	7	6-6-0	0-0-0	L. Mettler (W 1-2)	0	2:03
Feb 24, 2017	at East Carolina %	L, 1-10	1-4-3	/	10-9-0	5	6-7-0	0-0-0	E. Osherow (L 3-4)	389	1:35
Feb 25, 2017	vs Seton Hall %	L, 2-4	2-5-1	/	4-9-1	7	6-8-0	0-0-0	E. Osherow (L 3-5)	0	2:15
Feb 25, 2017	at East Carolina %	W, 7-3	7-8-1	/	3-4-1	7	7-8-0	0-0-0	L. Mettler (W 2-2)	0	1:47
Feb 26, 2017	vs Coppin St. %	W, 8-1	8-10-1	/	1-2-0	7	8-8-0	0-0-0	E. Osherow (W 4-4)	0	1:40
* Mar 03, 2017	VIRGINIA TECH	L, 5-13	5-8-1	/	13-16-1	6	8-9-0	0-1-0	E. Osherow (L 4-6)	127	6:50
* Mar 04, 2017	VIRGINIA TECH	W, 9-8	9-13-1	/	8-18-1	7	9-9-0	1-1-0	L. Mettler (W 3-2)	253	2:25
* Mar 05, 2017	VIRGINIA TECH	L, 1-5	1-6-0	/	5-7-0	7	9-10-0	1-2-0	L. Smith (L 1-2)	308	1:56
Mar 08, 2017	at Radford	L, 2-5	2-8-0	/	5-7-4	7	9-11-0	1-2-0	E. Osherow (L 5-6)	186	2:05
* Mar 10, 2017	BOSTON COLLEGE-1	L, 0-4	0-3-0	/	4-10-0	7	9-12-0	1-3-0	E. Osherow (L 4-8)	-	1:45
* Mar 10, 2017	BOSTON COLLEGE-2	W, 5-4	5-9-4	/	4-7-1	7	10-12-0	2-3-0	E. Osherow (W 5-8)	86	1:57
* Mar 11, 2017	BOSTON COLLEGE	L, 3-10	3-6-2	/	10-15-3	7	10-13-0	2-4-0	A. Davis (L 1-1)	93	2:06
* Mar 17, 2017	at North Carolina St.	L, 3-10	3-8-0	/	10-11-1	7	10-14-0	2-5-0	E. Osherow (L 5-9)	221	1:33
* Mar 18, 2017	at North Carolina St.	L, 6-8	6-17-1	/	8-9-0	7	10-15-0	2-6-0	L. Smith (L 1-3)	345	2:15
* Mar 19, 2017	at North Carolina St.	L, 1-9	1-6-0	/	9-17-2	5	10-16-0	2-7-0	E. Osherow (L 5-10)	374	1:22
Mar 21, 2017	TOWSON-1	W, 5-4	5-4-1	/	4-9-5	(8)	11-16-0	2-7-0	E. Osherow (W 6-10)	-	2:16
Mar 21, 2017	TOWSON-2	L, 4-7	4-7-3	/	7-16-0	7	11-17-0	2-7-0	E. Osherow (L 6-11)	71	2:18
* Mar 24, 2017	#1 FLORIDA ST.	L, 1-13	1-7-2	/	13-15-0	5	11-18-0	2-8-0	L. Mettler (L 3-3)	206	1:30
* Mar 25, 2017	#1 FLORIDA ST.	L, 0-8	0-5-2	/	8-7-1	6	11-19-0	2-9-0	E. Osherow (L 6-12)	318	1:44
* Mar 26, 2017	#1 FLORIDA ST.	L, 0-10	0-0-3	/	10-11-0	6	11-20-0	2-10-0	E. Osherow (L 6-13)	182	1:32
Mar 28, 2017	at Longwood-1	L, 0-1	0-2-1	/	1-3-1	7	11-21-0	2-10-0	E. Osherow (L 6-14)	262	1:26
Mar 28, 2017	at Longwood-2	L, 1-2	1-4-1	/	2-3-0	7	11-22-0	2-10-0	L. Mettler (L 3-4)	-	1:25
* Mar 31, 2017	at North Carolina	W, 10-4	10-12-1	/	4-9-0	7	12-22-0	3-10-0	E. Osherow (W 7-14)	367	2:12
* Apr 01, 2017	at North Carolina	L, 1-12	1-5-3	/	12-10-0	6	12-23-0	3-11-0	L. Smith (L 1-4)	411	1:33
* Apr 02, 2017	at North Carolina	L, 7-8	7-8-1	/	8-14-1	7	12-24-0	3-12-0	E. Osherow (L 7-15)	345	2:14
Apr 04, 2017	at #14 James Madison-1	L, 1-9	1-2-2	/	9-13-0	6	12-25-0	3-12-0	L. Mettler (L 3-5)	-	1:35
Apr 04, 2017	at #14 James Madison-2	W, 5-4	5-8-1	/	4-10-1	7	13-25-0	3-12-0	E. Osherow (W 8-15)	869	1:43
Apr 05, 2017	at George Mason-1	L, 2-6	2-4-0	/	6-12-1	7	13-26-0	3-12-0	A. Davis (L 1-2)	-	2:00
Apr 05, 2017	at George Mason-2	W, 7-2	7-11-3	/	2-6-2	7	14-26-0	3-12-0	E. Osherow (W 9-15)	248	1:38
Apr 11, 2017	at Liberty	L, 0-4	0-8-0	/	4-6-1	7	14-27-0	3-12-0	L. Smith (L 1-5)	954	1:56
Apr 12, 2017	LIBERTY	L, 0-3	0-2-1	/	3-9-0	7	14-28-0	3-12-0	E. Osherow (L 9-16)	186	1:44
* Apr 14, 2017	GEORGIA TECH	L, 5-10	5-9-1	/	10-12-0	7	14-29-0	3-13-0	E. Osherow (L 9-17)	271	2:12
* Apr 15, 2017	GEORGIA TECH	W, 3-2	3-7-1	/	2-5-1	7	15-29-0	4-13-0	E. Osherow (W 10-17)	308	1:42
* Apr 16, 2017	GEORGIA TECH	W, 4-2	4-8-0	/	2-4-0	7	16-29-0	5-13-0	L. Smith (W 2-5)	161	1:49
Apr 18, 2017	GEORGETOWN	W, 7-6	7-10-3	/	6-5-0	7	17-29-0	5-13-0	E. Osherow (W 11-17)	66	2:21
* Apr 22, 2017	at Notre Dame-1	W, 6-3	6-12-2	/	3-7-1	7	18-29-0	6-13-0	E. Osherow (W 12-17)	-	2:10
* Apr 22, 2017	at Notre Dame-2	W, 12-6	12-14-2	/	6-10-5	7	19-29-0	7-13-0	L. Smith (W 3-5)	556	2:14
* Apr 23, 2017	at Notre Dame	W, 10-6	10-14-2	/	6-9-3	7	20-29-0	8-13-0	E. Osherow (W 13-17)	433	2:15
Apr 26, 2017	GEORGE WASHINGTON	W, 8-0	8-11-0	/	0-4-1	5	21-29-0	8-13-0	E. Osherow (W 14-17)	187	1:24
* Apr 28, 2017	at Louisville	L, 5-7	5-9-3	/	7-13-1	7	21-30-0	8-14-0	E. Osherow (L 14-18)	208	1:49
* Apr 29, 2017	at Louisville	L, 3-11	3-7-2	/	11-11-1	5	21-31-0	8-15-0	L. Mettler (L 3-6)	232	1:30
* Apr 30, 2017	at Louisville	W, 7-3	7-8-3	/	3-10-4	7	22-31-0	9-15-0	E. Osherow (W 15-18)	419	1:51
+ May 11, 2017	vs #4 Florida St.	L, 0-16	0-3-0	/	16-13-1	5	22-32-0	9-15-0	E. Osherow (L 15-19)	1773	1:28

* = Conference game

() extra inning game

& Kajikawa Classic Hosted by Arizona State (Tempe, Ariz.)

+ Charleston Southern Buccaneer Invitational (Charleston, S.C.)

% East Carolina Pirate Invitational (Greenville, N.C.)

+ ACC Tournament (Chapel Hill, N.C.)

General Summary:

Longest winning streak	7
Longest losing streak	6

Attendance:

Home attendance	2823	(15 dates avg = 188)
Away attendance	10,995	(33 dates avg = 331)
Total attendance	13,778	(48 dates avg = 287)



2017 STATISTICS

Virginia's Record: 22-32 Home: 7-10 Away: 9-17 Neutral: 6-5 ACC: 9-15

OVERALL STATISTICS

PLAYER	AVG	GP-GS	AB	R	H	2B	3B	HR	RBI	TB	SLG%	BB	HBP	SO	GDP	OB%	SF	SH	SB-ATT	PO	A	E	FLD%
Katie Park	.382	53-53	178	34	68	12	2	9	29	111	.624	14	3	16	2	.434	1	0	0-1	129	26	7	.957
Allison Davis	.328	54-54	177	32	58	8	4	5	19	89	.503	12	5	24	0	.387	0	1	5-5	56	5	5	.924
Kaitlin Fitzgerald	.274	50-46	146	19	40	10	0	1	21	53	.363	5	0	7	0	.298	0	3	0-0	35	67	10	.911
Iyana Hughes	.271	54-54	155	23	42	9	3	3	17	66	.426	19	1	13	1	.350	2	1	8-8	84	11	2	.979
Danni Ingraham	.257	54-53	175	24	45	9	2	10	34	88	.503	5	1	26	3	.282	0	3	0-0	377	16	3	.992
Madison Labshere	.203	53-52	133	20	27	9	0	1	10	39	.293	12	0	22	0	.267	1	2	1-2	86	98	23	.889

Tia Mitchell	.333	22-3	9	7	3	1	0	0	0	4	.444	2	0	3	0	.455	0	0	1-1	2	0	0	1.000
McKall Miller	.327	40-39	113	19	37	8	0	8	24	69	.611	12	0	15	1	.386	2	0	1-1	28	66	5	.949
Lexi Mettler	.250	31-22	4	1	1	0	0	0	0	1	.250	0	0	1	0	.250	0	0	0-0	25	14	2	.951
Olivia Gott	.247	40-37	97	18	24	3	0	7	21	48	.495	13	2	30	0	.345	1	2	0-2	69	8	4	.951
Lacy Smith	.237	40-33	93	14	22	3	0	8	17	49	.527	8	1	17	0	.301	1	0	0-0	22	9	3	.912
Erika Osherow	.233	44-42	86	9	20	6	0	1	9	29	.337	6	2	12	1	.298	0	3	0-0	30	59	1	.989
Ashlee Davis	.218	39-32	87	10	19	4	0	0	6	23	.264	6	1	25	0	.277	0	0	0-0	64	74	13	.914
Bailey Vaughn	.000	18-8	8	0	0	0	0	0	0	0	.000	0	0	2	0	.000	0	0	1-1	15	4	1	.950
Kinza Baad	.000	7-0	2	1	0	0	0	0	0	0	.000	0	0	1	0	.000	0	0	0-0	1	0	0	1.000
Totals	.278	54-54	1463	231	406	82	11	53	207	669	.457	114	16	214	8	.335	8	15	17-21	1023	457	79	.949
Opponents	.332	54-54	1483	312	492	78	10	45	280	725	.489	183	20	151	9	.409	15	31	66-72	1056	372	66	.956

LOB - Team (330), Opp (399). DPs turned - Team (19), Opp (18). CI - Team (1), O. Gott 1. IBB - Team (0), Opp (3). Picked off - K. Park 2, K. Baad 1, Fitzgerald 1, A. Davis 1.

PITCHING STATISTICS

Player	ERA	W	L	APP	GS	CG	SHO	CBO	SV	IP	H	R	ER	BB	SO	2B	3B	HR	AB	B/Avg	WP	HBP	BK	SFASHA	
Erika Osherow	4.68	15	9	44	31	14	1	0	1	197.1	277	159	132	87	86	32	6	14	855	.324	17	4	0	4	18
Lexi Mettler	5.00	3	6	29	11	1	0	0	0	68.2	98	63	49	35	21	14	2	17	296	.331	9	7	0	7	7

Allison Davis	6.08	1	2	12	2	0	0	0	0	25.1	41	31	22	13	10	10	1	4	116	.353	3	2	0	1	2
Lacy Smith	7.61	3	5	28	10	1	1	0	0	49.2	76	59	54	48	34	22	1	10	216	.352	22	7	0	3	4
Totals	5.28	22	32	54	54	16	2	0	1	341.0	492	312	257	183	151	78	10	45	1483	.332	51	20	0	15	31
Opponents	3.50	32	22	54	54	18	8	3	5	352.0	406	231	176	114	214	82	11	53	1463	.278	16	16	1	8	15

PB - Team (12), K. Park 8, O. Gott 4, Opp (7). Pickoffs - Team (0), Opp (5). SBA/ATT - K. Park (40-43), E. Osherow (37-40), O. Gott (26-29), L. Smith (15-16), L. Mettler (12-14), A. Davis (2-2).

MISCELLANEOUS STATISTICS

MULTIPLE HIT GAMES

	2	3	4	5+	Tot
Katie Park	16	5	1	-	22
Allison Davis	11	3	2	-	16
Iyana Hughes	8	2	-	-	10
Danni Ingraham	7	3	-	-	10
McKall Miller	8	1	-	-	9
Madison Labshere	6	-	-	-	6
Kaitlin Fitzgerald	3	2	1	-	6
Olivia Gott	4	1	-	-	5
Lacy Smith	1	2	-	-	3
Ashlee Davis	3	-	-	-	3
Erika Osherow	3	-	-	-	3
TEAM	70	19	4	-	93

Multiple RBI Games:

	2	3	4	5+	Tot
Danni Ingraham	5	4	-	-	9
McKall Miller	5	1	1	-	7
Olivia Gott	5	2	-	-	7
Kaitlin Fitzgerald	5	1	-	-	6
Katie Park	3	3	-	-	6
Allison Davis	5	1	-	-	6
Iyana Hughes	5	-	-	-	5
Lacy Smith	3	2	-	-	5
Madison Labshere	3	1	-	-	4
Ashlee Davis	1	-	-	-	1
TEAM	40	15	1	-	56

HITTING STREAKS

Longest Current

Katie Park	13	13
Danni Ingraham	9	-
McKall Miller	8	-
Kaitlin Fitzgerald	8	-
Allison Davis	8	-
Olivia Gott	6	-
Iyana Hughes	6	1
Lacy Smith	6	-
Erika Osherow	5	1
Ashlee Davis	4	-
Madison Labshere	3	-
Tia Mitchell	2	-
Lexi Mettler	1	-

REACHED BASE STREAKS

Longest Current

Katie Park	15	15
Madison Labshere	11	-
McKall Miller	11	-
Kaitlin Fitzgerald	10	-
Iyana Hughes	10	1
Allison Davis	9	-
Danni Ingraham	9	-
Lacy Smith	7	-
Olivia Gott	6	-
Erika Osherow	5	3
Ashlee Davis	4	-
Tia Mitchell	3	3
Lexi Mettler	1	-

Inning-By-Inning Summary

	1	2	3	4	5	6	7	8	Total
Virginia	30	27	28	37	49	32	25	3	231
Opponents	53	53	67	44	31	45	18	1	312



2017 ACC STATISTICS

Virginia's Record: 9-15 Home: 4-8 Away: 5-7

OVERALL STATISTICS

PLAYER	AVG	GP-GS	AB	R	H	2B	3B	HR	RBI	TB	SLG%	BB	HBP	SO	GDP	OB%	SF	SH	SB-ATT	PO	A	E	FLD%	
Katie Park	.412	24-24	85	19	35	6	0	5	15	56	.659	4	2	8	0	.451	0	0	0-0	54	11	2	.970	
Kaitlin Fitzgerald	.391	21-19	64	10	25	6	0	1	15	34	.531	3	0	3	0	.418	0	1	0-0	16	31	6	.887	
Danni Ingraham	.313	24-24	83	13	26	4	0	5	20	45	.542	2	0	15	1	.329	0	1	0-0	167	6	3	.983	
Allison Davis	.300	24-24	80	14	24	4	1	0	4	30	.375	4	4	11	0	.364	0	1	1-1	24	2	3	.897	
Iyana Hughes	.282	24-24	71	9	20	6	0	1	7	29	.408	11	0	7	0	.378	0	1	3-3	45	5	1	.980	
Madison Labshere	.246	24-24	65	10	16	6	0	1	7	25	.385	3	0	10	0	.279	0	0	0-0	35	47	11	.882	

McKall Miller	.333	14-14	39	7	13	2	0	3	11	24	.615	5	0	5	0	.391	2	0	0-0	8	13	0	1.000	
Erika Osherow	.293	19-19	41	4	12	3	0	1	5	18	.439	1	1	8	0	.326	0	1	0-0	20	35	1	.982	
Olivia Gott	.244	17-15	41	6	10	2	0	2	7	18	.439	5	1	14	0	.340	0	1	0-1	17	2	2	.905	
Lacy Smith	.233	18-14	43	7	10	2	0	4	8	24	.558	6	0	6	0	.320	1	0	0-0	16	2	0	1.000	
Ashlee Davis	.204	20-18	49	4	10	2	0	0	3	12	.245	5	1	16	0	.291	0	0	0-0	27	34	7	.897	
Bailey Vaughn	.000	5-3	3	0	0	0	0	0	0	0	.000	0	0	0	0	.000	0	0	1-1	5	3	0	1.000	
Kinza Baad	.000	3-0	1	1	0	0	0	0	0	0	.000	0	0	0	0	.000	0	0	0-0	0	0	0	.000	
Tia Mitchell	.000	7-0	1	2	0	0	0	0	0	0	.000	1	0	1	0	.500	0	0	0-0	1	0	0	1.000	
Lexi Mettler	.000	20-15	1	1	0	0	0	0	0	0	.000	0	0	1	0	.000	0	0	0-0	21	7	1	.966	
Totals	.301	24-24	667	107	201	43	1	23	102	315	.472	50	9	105	1	.357	3	6	5-6	456	198	37	.946	
Opponents	.370	24-24	695	176	257	34	4	30	161	389	.560	79	12	53	7	.437	10	11	41-43	466	163	27	.959	

LOB - Team (162), Opp (176). DPs turned - Team (13), Opp (7). CI - Team (1), O. Gott 1. IBB - Team (0), Opp (2). Picked off - K. Baad 1.

PITCHING STATISTICS

Player	ERA	W	L	APP	GS	CG	SHO	CBO	SV	IP	H	R	ER	BB	SO	2B	3B	HR	AB	B/Avg	WP	HBP	BK	SF	ASHA	
Erika Osherow	5.90	6	9	20	14	5	0	0	1	89.0	144	88	75	33	26	14	2	9	401	.359	7	3	0	3	6	
Lexi Mettler	7.09	1	2	14	6	0	0	0	0	25.2	48	39	26	19	5	6	0	10	124	.387	4	2	0	3	4	

Allison Davis	7.16	0	1	6	1	0	0	0	0	14.2	26	21	15	8	4	5	1	3	68	.382	1	2	0	1	1	
Lacy Smith	8.03	2	3	14	3	0	0	0	0	22.2	39	28	26	19	18	9	1	8	102	.382	6	5	0	3	0	
Totals	6.54	9	15	24	24	5	0	0	1	152.0	257	176	142	79	53	34	4	30	695	.370	18	12	0	10	11	
Opponents	3.88	15	9	24	24	8	3	1	2	155.1	201	107	86	50	105	43	1	23	667	.301	5	9	0	3	6	

PB - Team (6), K. Park 6, Opp (3). Pickoffs - Team (0), Opp (1). SBA/ATT - K. Park (28-29), E. Osherow (22-23), O. Gott (13-14), L. Mettler (10-10), L. Smith (7-8), A. Davis (2-2).



2017 POSTSEASON STATISTICS

Virginia's Record: 0-1 Neutral: 0-1

OVERALL STATISTICS

PLAYER	AVG	GP-GS	AB	R	H	2B	3B	HR	RBI	TB	SLG%	BB	HBP	SO	GDP	OB%	SF	SH	SB-ATT	PO	A	E	FLD%	
Katie Park	.333	1-1	3	0	1	0	0	0	0	1	.333	0	0	0	0	.333	0	0	0-0	1	0	0	1.000	

Erika Osherow	1.000	1-1	1	0	1	0	0	0	0	1	1.000	0	0	0	0	1.000	0	0	0-0	0	1	0	1.000	
Iyana Hughes	.500	1-1	2	0	1	1	0	0	0	2	1.000	0	0	0	0	.500	0	0	0-0	1	0	0	1.000	
McKall Miller	.000	1-1	2	0	0	0	0	0	0	0	.000	0	0	1	0	.000	0	0	0-0	0	0	0	.000	
Lacy Smith	.000	1-1	2	0	0	0	0	0	0	0	.000	0	0	1	0	.000	0	0	0-0	0	0	0	.000	
Kaitlin Fitzgerald	.000	1-1	2	0	0	0	0	0	0	0	.000	0	0	1	0	.000	0	0	0-0	0	0	0	.000	
Danni Ingraham	.000	1-1	2	0	0	0	0	0	0	0	.000	0	0	1	0	.000	0	0	0-0	3	0	0	1.000	
Allison Davis	.000	1-1	2	0	0	0	0	0	0	0	.000	0	0	2	0	.000	0	0	0-0	1	0	0	1.000	
Madison Labshere	.000	1-1	2	0	0	0	0	0	0	0	.000	0	0	0	0	.000	0	0	0-0	1	2	0	1.000	
Ashlee Davis	.000	1-1	1	0	0	0	0	0	0	0	.000	0	0	1	0	.000	0	0	0-0	4	2	0	1.000	
Kinza Baad	.000	1-0	0	0	0	0	0	0	0	0	.000	0	0	0	0	.000	0	0	0-0	1	0	0	1.000	
Totals	.158	1	19	0	3	1	0	0	0	4	.211	0	0	7	0	.158	0	0	0-0	12	5	0	1.000	
Opponents	.520	1	25	16	13	1	0	4	16	26	1.040	5	1	1	0	.613	0	1	0-0	15	3	1	.947	

LOB - Team (4), Opp (4). IBB - Team (0), Opp (1).

PITCHING STATISTICS

Player	ERA	W	L	APP	GS	CG	SHO	CBO	SV	IP	H	R	ER	BB	SO	2B	3B	HR	AB	B/Avg	WP	HBP	BK	SF	ASHA	
Lexi Mettler	10.50	0	0	1	0	0	0	0	0	1.1	2	2	2	1	0	0	0	2	6	.333	0	1	0	0	0	
Erika Osherow	26.25	0	1	1	1	0	0	0	0	2.2	8	10	10	3	1	0	0	2	16	.500	0	0	0	0	1	

24 Lacy Smith	99.00	0	0	1	0	0	0	0	0	0.0	3	4	4	1	0	1	0	0	3	1.000	1	0	0	0	0	
Totals	28.00	0	1	1	1	0	0	0	0	4.0	13	16	16	5	1	1	0	4	25	.520	1	1	0	0	1	
Opponents	0.00	1	0	1	1	0	1	1	0	5.0	3	0	0	0	7	1	0	0	19	.158	0	0	0	0	0	



2017 ACC SUMMARY

Final Standings

Team	ACC				Overall			
	W	L	T	Pct	W	L	T	Pct
\$#! Florida State	24	0	0	1.000	55	8	1	.867
Louisville	14	8	0	.636	31	19	0	.625
!North Carolina	14	9	0	.609	40	21	0	.656
Boston College	14	9	0	.609	31	22	0	.585
!Notre Dame	13	11	0	.542	34	23	0	.596
Syracuse	10	10	0	.500	31	19	0	.620
NC State	10	14	0	.417	18	38	0	.321
Virginia	9	15	0	.375	22	32	0	.407
Georgia Tech	8	16	0	.304	18	34	0	.346
Pittsburgh	7	16	0	.304	24	22	0	.522
Virginia Tech	5	19	0	.208	19	34	0	.358

\$ ACC Regular Season Champion | # ACC Tournament Champion | ! NCAA Tournament

ACC Preseason Coaches Poll

Rank	Team	Votes (1st)
1.	Florida State	100 (10)
2.	Louisville	86
3.	Notre Dame	84
4.	North Carolina	67
5.	Virginia Tech	58
6.	Boston College	57
7.	Syracuse	48
8.	Pittsburgh	44
9.	NC State	30
10.	Georgia Tech	17
11.	Virginia	14

ACC AWARDS

First Team All-ACC

Chloe Sharabba	Jr.	SS	Boston College
Jessica Dreswick	Jr.	P	Boston College
Jessie Warren	Jr.	3B	Florida State
Jessica Burroughs	R-Sr.	P	Florida State
Morgan Klaevemann Jr.	OF		Florida State
Alex Powers	R-Sr.	1B	Florida State
Meghan King	R-So.	P	Florida State
Sydney Broderick	Sr.	C	Florida State
Brittany Pickett	Fr.	P	North Carolina
Tyler Ross	Sr.	LF	NC State
Karley Wester	Sr.	CF	Notre Dame
Ali Wester	So.	LF	Notre Dame
Sydney O'Hara	Sr.	DP	Syracuse
Alicia Hansen	So.	2B	Syracuse

Katie Park Sr. C Virginia

Second Team All-ACC

Annie Murphy	Jr.	OF	Boston College
Tatiana Cortez	Sr.	3B	Boston College
Cali Harrod	So.	SS	Florida State
Nicole Pufahl	R-Jr.	CF	Louisville
Maryssa Becker	Sr.	P	Louisville
Morgan Meyer	Sr.	RF	Louisville
Jordan McNary	Fr.	LF	Louisville
Jade Caraway	Fr.	CF	NC State
Kendra Lynch	Sr.	DP	North Carolina
Taylor Wike	Jr.	SS	North Carolina
Leah Murray	So.	OF	North Carolina
Morgan Reed	Jr.	SS	Notre Dame
Melissa Rochford	So.	3B	Notre Dame

Kaitlin Fitzgerald Sr. 3B Virginia
Breanna Davenport Jr. DP Virginia Tech

All Freshman Team

Dani Morgan	OF	Florida State
Caitlin Ferguson	SS	Louisville
Jade Caraway	CF	NC State
Peyton Silverman	P	NC State
Brittany Pickett	P	North Carolina
Valerie Ortega	C	Pitt
Alexa Romero	P	Syracuse
Carrie Eberle	P	Virginia Tech

Player of the Year

Jessica Warren, Florida State

Pitcher of the Year

Jessica Burroughs, Florida State

Defensive Player of the Year

Jessica Warren, Florida State

Freshman of the Year

Brittany Pickett, North Carolina

Coach of the Year

Lonni Alameda, Florida State

ACC Tournament (Chapel Hill, N.C.)

Quarterfinals (Thursday, May 11)

#1 Florida State def. #8 Virginia	16-0 (5)
#5 Notre Dame def. #4 Boston College	9-5
#7 NC State def. #2 Louisville	5-2
#3 North Carolina def. #6 Syracuse	8-4

Semifinals (Friday, May 12)

#1 Florida State def. #5 Notre Dame	6-0
#3 North Carolina def. #7 NC State.	8-7

Championship (Saturday, May 13)

#1 Florida State def. #3 North Carolina	4-3
---	-----

ACC All-Tournament Team

MVP - Dani Morgan	FSU
Brittany Pickett	UNC
Anna Shelnett	FSU
Kendra Lynch	UNC
Carsyn Gordon	FSU
Leah Murray	UNC
Jessica Burroughs	FSU
Caitlyn Brooks	ND
Meghan King	FSU
Jessica Moore,	NCST
Peyton Silverman	NCST

TEAM LEADERS - ALL GAMES (TOP 5)

Team Batting

Team	G	Avg	AB	H
Florida State	64	.329	1,646	541
Syracuse	50	.307	1,409	433
Notre Dame	57	.299	1,543	462
Louisville	50	.298	1,381	411
North Carolina	61	.289	1,608	464

Team Pitching

Team	G	ERA	IP
Florida State	64	1.47	418.1
Boston College	53	2.57	356.1
Louisville	50	2.74	335.0
Syracuse	50	3.07	337.2
North Carolina	61	3.51	412.2

Team Fielding

Team	PO	A	E	Pct.
Pittsburgh	940	495	37	.975
Florida State	1255	452	56	.968
North Carolina	1238	460	60	.966
Boston College	1069	439	55	.965
Syracuse	1019	312	50	.964

INDIVIDUAL LEADERS

Batting Average

1. Sydney O'Hara, SU	.476
2. Jessica Warren, FSU	.413
3. Morgan Klaevemann, FSU	.410
4. Ali Wester, ND	.398
5. Jade Caraway, NCST	.389

Hits

1. Leah Murray, UNC	74
Ali Wester, ND	74
Jessica Warren, FSU	74
4. Sammy Fernandez, SU	72
Jade Caraway, ST	72

Runs Scored

1. Jessica Warren, FSU	61
2. Alex Powers, FSU	54
3. Morgan Klaevemann, FSU	52
4. Taylor Wike, UNC	49
5. Alicia Hansen, SU	48

Runs Batted In

1. Kendra Lynch, UNC	68
Jessica Warren, FSU	68
3. Morgan Reed, ND	59
4. Alex Powers, FSU	51
5. Tatiana Cortez, BC	49
Katie Bailiff, UNC	49

Doubles

1. Alex Powers, FSU	19
2. Jessica Warren, FSU	14
3. Five tied (5)	13

Doubles

1. Alex Powers, FSU	19
2. Jessica Warren, FSU	14
3. Five tied (5)	13

Triples

1. Jade Caraway, NCST	5
Cali Harrod, FSU	5
Carsyn Gordon, FSU	5
Morgan Reed, ND	5
5. Five tied (5)	4

Home Runs

1. Jessica Warren, FSU	23
2. Kendra Lynch, UNC	21
3. Tatiana Cortez, BC	13
4. Brittany Pickett, UNC	12
5. Kelsey Chisholm, GT	11

Total Bases

1. Jessica Warren, FSU	165
2. Kendra Lynch, UNC	144
3. Alex Powers, FSU	117
4. Morgan Reed, ND	114
5. Katie Park, UVA	111

ERA

1. Jessica Burroughs, FSU	1.22
2. Meghan King, FSU	1.50
3. Sydney O'Hara, SU	1.86
4. Jordan Weed, BC	2.16
5. Maryssa Becker, UL	2.53



SINGLE GAME RECORDS

TEAM

Offense		
At-Bats	46	vs. Pitt (2/28/15)
Runs	27	vs. Coppin State (3/30/96) vs. Lynchburg (1980)
Hits	21	vs. UMBC (3/6/93)
Doubles	7	vs. Delaware State (3/21/15)
Triples	5	vs. UMBC (3/6/93)
Home Runs	5	at Boston College (4/24/10) at Elon (2/19/17) vs. Georgetown (4/18/17)
Total Bases	36	vs. UMBC (3/6/93)
Runs Batted In	19	vs. UMBC (3/6/93)
Walks	13	vs. Coppin State (3/30/96)
Hit By Pitches	6	vs. Colgate (2/25/12)
Stolen Bases	9	vs. LaSalle (2/27/16)
Sacrifice Hits	7	vs. Portland St. (3/16/00)
Sacrifice Flies	3	vs. GW (2/21/15)
Strikeouts	18	vs. UNC (4/11/09) vs. Virginia Tech (3/18/06) vs. GW (3/20/13)

Defense		
Putouts:	42	vs. UNC (4/1/87)
Assists:	21	vs. NC State (3/28/04) at UNCW (3/6/16)
Errors:	8	vs. Delaware State (3/20/15)

Pitching		
Innings Pitched:	14	vs. UNC (4/1/87)
Strikeouts:	19	vs. George Mason (4/5/94) vs. Davis & Elkins (4/12/89)
Walks	13	Syracuse (3/13/11) vs. Boston University (2/15/03) George Mason (3/27/14)
Hits Allowed	22	vs. UNC (3/28/15)
HR Allowed	7	vs. UNC (3/28/15)
ER Allowed	24	vs. UNC (3/28/15)
Most Runs Allowed	24	vs. UNC (3/28/15)

Misc. Team		
Longest Game	14 innings	vs. UNC (4/1/87)
Largest Margin of Victory	27 (27-0)	vs. Lynchburg (1980)
Largest Losing Margin	21 (3-24)	vs. UNC (3/28/15)
Longest Win Streak	25 games	3/19-4/17/1988
Longest Losing Streak	11 games	3/27-4/6/2014

VIRGINIA NO-HITTERS

Alex Formby (3 inn.)/Andie Formby (4 inn.) vs. Virginia Tech (4/8/15)	Michelle Collins vs. Radford (4/20/93)
Karla Wilburn vs. Saint Louis (2/13/09)	Michelle Collins vs. Eastern Michigan (3/12/93)
Erin Horn vs. Maine (2/26/06)	Michelle Collins vs. UMBC (3/6/93)
Erin Horn vs. George Washington (4/20/05)	Kristyn Abel vs. Adelphi (3/13/92)
Kristen Dennis vs. Louisville (2/23/02)	Kristyn Abel vs. East Carolina (4/27/91)
Kristen Dennis vs. Tenn. Tech (2/22/02)	Michelle Collins vs. Longwood (3/17/91)
Valerie Sevilla vs. East Carolina (2/17/02)	Kristen Abel vs. George Mason (3/1/90)
Stacey Zagol vs. East Carolina (3/28/98)	Lisa Palmer vs. Georgia Tech (2/25/89)
Stacey Zagol vs. Wichita State (3/20/98)	Lisa Palmer vs. Temple (4/1/89)
Chrissy Quinn vs. La. Tech (3/13/98)	Lisa Palmer vs. Davis & Elkins (4/12/89)*
Chrissy Quinn vs. Maryland (4/8/97)	Laura Heyer vs. Virginia Union (3/5/88)
Stacey Zagol vs. Florida (3/7/97)	Lisa Palmer vs. Penn State (4/10/88)
Cory Bolkan vs. Coppin State (3/30/96)	Katie Colmeneras vs. Norfolk St. (4/16/88)
Michelle Collins vs. Ball State (3/10/95)	Laura Heyer vs. North Carolina (4/4/86)
Michelle Collins vs. UNC Charlotte (3/4/95)	Lisa Palmer vs. George Mason (4/5/86)
Michelle Collins vs. Coast. Carolina (4/8/94)*	Lisa Palmer vs. Temple (4/5/86)
Michelle Collins vs. Florida A&M (3/18/94)*	Marybeth Daucher vs. JMU (4/9/82)
Michelle Collins vs. George Mason (4/22/93)	Paula Shorten vs. Liberty Baptist (4/2/80)

* perfect game

INDIVIDUAL

Offense		
At-Bats:	6	(Many times) Last: Ingraham/Fitzgerald/Park at Georgia Tech (4/24/16)
Runs:	5	Weezy Calderone vs. Coppin St. (3/30/96)
Hits:	4	(many times - last 5 times listed) Kaitlin Fitzgerald at Notre Dame (4/23/17) Allison Davis at N.C. State (3/18/2017) Allison Davis at Elon (2/19/17) Katie Park vs. Seton Hall (2/24/17) Erika Osherow at Georgia Tech (4/23/16)
Doubles:	3	(4 times) McKall Miller vs. Oregon (2/9/17) Brooke Sorber vs. BC (3/31/07) Ruby Rojas vs. Bowling Green (3/16/03) Kelly Ritch vs. UNC Greensboro (2/25/94)
Triples:	2	(7 times - last 5 times listed) Megan Harris vs. George Mason (3/11/15) Gianna Cipolloni vs. UC Davis (3/15/12) Cynthia Javaras vs. Virginia Tech (4/16/11) Elea Crockett vs. NC State (4/24/04) Jamie Hahn vs. Coppin State (3/30/95)
Home Runs:	3	Sarah Tacke vs. Boston College (4/24/10)
Total Bases:	12	Sarah Tacke vs. Boston College (4/24/10)
Runs Batted In:	7	Jamie Hahn vs. Coppin State (3/30/95)
Walks:	4	(3 times) Allison Davis vs. George Mason (3/11/15) Elysa Calderone vs. Coppin St. (3/30/96) Julie Amaon vs. Coppin State (3/30/96)
Hit By Pitches:	3	Kristen Hawkins vs. Colgate (2/25/12)
Stolen Bases:	3	(11 times - last 6 times listed) Iyana Hughes vs. LaSalle (2/27/16) Heidi Velk vs. George Mason (4/3/13) Erica Cipolloni vs. Drexel (2/10/2) Alison Pittman vs. GW (2/28/09) Elea Crockett vs. Towson (4/6/04) Jessica Taylor vs. Towson (4/6/04)
Sacrifice Hits:	3	Jody Smith vs. UNC (4/18/92) Iyana Hughes at UNCW (3/6/16)
Sacrifice Flies:	2	Iyana Hughes vs. W. Michigan (2/10/17) Kaitlin Fitzgerald vs. GW (2/21/15) Sara Larquier vs. St. Joseph's (3/3/06)

Defense		
Putouts:	21	Cristy Chiappe vs. Penn State (3/14/97)
Assists:	9	(4 times) Lauren Heintzelman vs. Radford (3/6/16) Marcy Bowdren vs. George Mason (3/27/14) Joanna Barstad vs. St. Mary's (3/13/02) Michelle Collins vs. Western Illinois (3/10/91)
Errors:	4	(3 times) Allison Davis vs. Delaware State (3/20/15) Carly Winter vs. North Florida (2/29/08) Karen Sock vs. Florida State (3/14/92)

Pitching		
Innings Pitched:	12	Michelle Collins vs. UNC (4/22/94) Michelle Collins vs. Yale (3/14/94)
Strikeouts:	19	Michelle Collins vs. George Mason (4/5/94) Lisa Palmer vs. Davis & Elkins (4/12/89)
Walks Allowed:	11	Jessica Edwards vs. Bowling Green (3/24/01)
Runs Allowed:	16	Alex Formby vs. GW (2/21/15)
Hits Allowed:	18	Aimee Chapdelaine vs. Syracuse (3/16/14) Allee Rife vs. Radford (3/24/08)
ER Allowed:	14	Alex Formby vs. Syracuse (4/25/15) Aimee Chapdelaine vs. Syracuse (3/16/14)
HR Allowed:	6	Alex Formby vs. Syracuse (4/25/15)

Note: Laurie Dodd & Lisa Palmer threw no-hitters in 1981 and 1988, respectively, but the opponents and dates are unknown.



TEAM SINGLE SEASON RECORDS

BATTING AVERAGE

1.	1980	.322
2.	2004	.295
3.	2001	.292
4.	1989	.287
5.	1992	.286
6.	1996	.283
7.	1985	.281
8.	2003	.280
	2002	.280
	1993	.280

HOME RUNS

1.	2015	55
2.	2017	53
3.	2016	48
4.	2009	40
5.	2010	34
	2004	34
7.	2002	33
8.	2012	29
	2001	29
10.	2006	28
	2003	28

HIT BY PITCH

1.	2012	54
2.	2010	41
	2007	41
4.	2006	37
5.	2003	30
6.	2008	29
7.	2009	28
8.	2011	26
9.	2005	25
10.	2004	24

EARNED RUN AVERAGE

1.	1989	0.64
2.	1991	0.94
3.	1987	1.10
4.	1993	1.16
5.	1990	1.23
6.	1988	1.23
7.	1992	1.29
8.	1984	1.38
9.	1986	1.48
10.	1998	1.51

FIELDING PERCENTAGE

1.	2005	.964
2.	2013	.961
	2011	.961
	2002	.961
5.	2006	.960
	2004	.960
7.	1997	.959
8.	2012	.958
9.	1999	.957
10.	2003	.956
	2001	.956

RUNS

1.	2001	326
2.	2004	284
	1981	284
4.	2003	282
5.	2002	278
6.	1985	247
7.	2015	245
8.	2005	231
	2017	231
10.	2010	230

RUNS BATTED IN

1.	2001	272
2.	2004	254
3.	2002	239
4.	2003	236
5.	2015	226
6.	2017	207
7.	2009	202
8.	2010	201
9.	1985	198
10.	2016	197

ON BASE PERCENTAGE

1.	2001	.374
2.	2004	.372
3.	2003	.360
4.	2002	.358
5.	2012	.357
6.	2015	.350
7.	2009	.345
8.	1996	.340
9.	1993	.338
10.	2005	.337

WINS

1.	2001	52
2.	2002	45
3.	1989	42
4.	1998	38
	2004	38
6.	2003	37
	1988	37
8.	1999	34
9.	1994	33
	1985	33

PUTOUTS

1.	2001	1,406
2.	2002	1,376
3.	1998	1,349
4.	2000	1,330
5.	2004	1,276
6.	2005	1,274
7.	1999	1,189
8.	2003	1,234
9.	1988	1,198
10.	1986	1,156

HITS

1.	2001	513
2.	2002	491
3.	2004	480
4.	2000	474
5.	2003	440
6.	2005	438
7.	1998	435
8.	1985	417
9.	2017	406
10.	1989	405

TOTAL BASES

1.	2004	720
2.	2001	719
3.	2002	708
4.	2017	669
5.	2015	643
6.	2005	632
	2000	632
8.	2003	628
9.	2016	579
10.	1998	552

STOLEN BASES

1.	1980	133
2.	2011	104
3.	2012	98
4.	2001	96
5.	1999	91
6.	2009	85
7.	2010	84
8.	2006	83
	2004	83
	1981	83

STRIKEOUTS

1.	2001	441
2.	2002	407
3.	2000	400
4.	1994	391
5.	1998	390
6.	2010	354
7.	2012	350
8.	2005	346
9.	1993	330
10.	2011	320

ASSISTS

1.	1986	732
2.	1998	636
3.	2004	635
4.	1988	617
5.	2001	615
6.	2005	601
7.	1990	586
8.	1989	572
9.	1999	564
10.	2003	555

DOUBLES

1.	2003	88
	2002	88
3.	2000	87
4.	2017	82
5.	2004	80
6.	2005	70
7.	2015	68
8.	1998	65
9.	1996	58
10.	1999	57

SLUGGING PERCENTAGE

1.	2017	.457
2.	2015	.443
3.	2004	.442
4.	2016	.425
5.	2009	.418
6.	2001	.409
7.	2002	.403
8.	2003	.399
9.	2005	.386
10.	2010	.382

EXTRA BASE HITS

1.	2017	146
2.	2004	143
3.	2002	136
	2015	136
5.	2001	130
6.	2003	124
7.	2005	119
8.	2000	115
9.	2010	96
10.	1998	89

COMPLETE GAMES

1.	1998	49
2.	1989	47
3.	2001	46
	1988	46
5.	2002	43
	1994	43
	1999	43
8.	2010	41
9.	1993	40
	1986	40

CHANCES

1.	2001	2,115
2.	1998	2,088
3.	1986	2,015
4.	2004	1,991
5.	2000	1,987
	2002	1,987
7.	2005	1,946
8.	1999	1,889
9.	1988	1,882
10.	2003	1,871

TRIPLES

1.	1985	33
2.	2004	29
3.	1995	25
4.	2005	23
5.	1988	22
6.	1994	21
	1993	21
8.	1998	20
9.	2001	18
	1984	18

WALKS

1.	2001	219
2.	1981	212
3.	2002	203
4.	2004	182
	2015	182
6.	2003	171
7.	2012	159
8.	2005	151
9.	2011	150
10.	1999	148

SHUTOUTS

1.	1989	26
2.	1993	17
	1988	17
4.	2001	16
	2004	16
	1990	16
7.	2002	15
	1998	15
	1991	15
10.	1992	14

SAVES

1.	2006	10
2.	2004	5
3.	2001	4
	2003	4
	2008	4



INDIVIDUAL SINGLE SEASON RECORDS

GAMES PLAYED

1. Meg Young (2001)	69
2. Jill Bumler (2001)	68
Heather Field (2001)	68
Ruby Rojas (2001)	68
5. Kristen Dennis (2002)	67
Heather Field (2002)	67
7. Stacy Holmes (1998)	66
Lori Reese (1998)	66
Meaghan Young (1998)	66
Corinne Good (1998)	66

GAMES STARTED (SINCE 1993)

1. Meg Young (2001)	69
2. Jill Bumler (2001)	68
Heather Field (2001)	68
Ruby Rojas (2001)	68
5. Kristen Dennis (2002)	67
Heather Field (2002)	67
7. Stacy Holmes (1998)	66
Lori Reese (1998)	66
Meaghan Young (1998)	66
10. Meaghan Young (2000)	65
Corinne Good (1998)	65

AT BATS

1. Meg Young (2001)	231
2. Meg Young (2000)	227
3. Kelly McCabe (2002)	218
4. Meg Young (1998)	214
5. Stacy Holmes (1998)	211
6. Sara Larquier (2005)	210
7. Meg Young (1999)	209
8. Jessica Taylor (2005)	204
9. Sara Larquier (2004)	197
Ruby Rojas (2001)	197

BATTING AVERAGE

1. Jamie Hahn (1996)	.424
2. Kristen Dennis (2002)	.417
3. Mary Henry (1981)	.412
4. Kelly Haller (2007)	.409
5. Ruby Rojas (2001)	.401
6. Karen Turner (1985)	.395
7. Eileen Schmidt (1993)	.384
8. Katie Park (2017)	.382
9. Meg Young (2001)	.381
10. Kristen Dennis (2001)	.380

RUNS

1. Heather Field (2004)	60
2. Meg Young (2001)	57
3. Elea Crockett (2005)	54
4. Ruby Rojas (2001)	50
5. Allison Davis (2015)	47
6. Ruby Rojas (2003)	45
Kelly McCabe (2002)	45
8. Heather Field (2003)	44
9. Kristen Dennis (2001)	43
Hannah Owings (2004)	41
Sara Larquier (2003)	41

HITS

1. Meg Young (2001)	88
2. Ruby Rojas (2001)	79
3. Sara Larquier (2005)	73
Kristen Dennis (2002)	73
5. Sara Larquier (2004)	72
6. Heather Field (2002)	71
7. Elea Crockett (2005)	70
8. Katie Park (2017)	68
9. Meg Young (1999)	67
10. Meg Young (1998)	66

DOUBLES

1. Sara Larquier (2005)	19
Jenn Wynn (2004)	19
Jamie Hahn (1996)	19
4. Sara Larquier (2004)	18
Kristen Dennis (2002)	18
6. Meg Young (2001)	17
7. Heather Field (2003)	16
Ruby Rojas (2003)	16
Meg Young (2000)	16
Kristen Dennis (1999)	16
Allison Davis (2015)	16

TRIPLES

1. Meg Young (1998)	9
2. Jamie Hahn (1995)	8
3. Sara Larquier (2005)	7
Jessica Taylor (2004)	7
Meg Young (2000)	7
Eileen Schmidt (1993)	7
Missy Mikolajczak (1990)	7
Marybeth Daucher (1985)	7
Marybeth Daucher (1983)	7
Marybeth Daucher (1982)	7

HOME RUNS

1. Kristen Dennis (2002)	13
2. Nicole Koren (2010)	12
Nicole Koren (2009)	12
Sara Larquier (2003)	12
5. Sarah Tacke (2009)	11
Kelly Haller (2007)	11
Ruby Rojas (2002)	11
Kristen Dennis (2001)	11
9. Sarah Tacke (2010)	10
Heather Field (2004)	10
Danni Ingraham (2017)	10

RUNS BATTED IN

1. Kristen Dennis (2002)	58
2. Sara Larquier (2005)	54
3. Sara Larquier (2003)	51
4. Sara Larquier (2004)	49
Kristen Dennis (2001)	49
6. Kelly Haller (2007)	47
Kathy Stevenson (1985)	47
8. Sarah Tacke (2010)	43
9. Jenn Wynn (2005)	42
Ruby Rojas (2002)	42
Ruby Rojas (2001)	42
Kaitlin Fitzgerald ('15)	42

TOTAL BASES

1. Kristen Dennis (2002)	134
2. Sara Larquier (2005)	130
3. Meg Young (2001)	129
4. Sara Larquier (2004)	123
5. Ruby Rojas (2001)	119
6. Sara Larquier (2003)	118
7. Kristen Dennis (2001)	113
8. Katie Park (2017)	111
9. Heather Field (2004)	108
10. Allison Davis (2015)	106

SLUGGING PERCENTAGE

1. Kristen Dennis (2002)	.766
2. Sarah Tacke (2009)	.758
3. Nicole Koren (2009)	.704
4. Kelly Haller (2007)	.685
5. Kristen Dennis (2001)	.681
6. Sarah Tacke (2010)	.667
7. Eileen Schmidt (1993)	.659
8. Jamie Hahn (1996)	.648
9. Sara Larquier (2003)	.645
10. Allison Davis (2015)	.627

WALKS

1. Heather Field (2004)	64
2. Kristen Dennis (2002)	54
3. Kristen Dennis (2001)	47
4. Martha Greer (1981)	39
5. Jenn Wynn (2005)	36
6. Heather Field (2003)	35
7. Allison Davis (2015)	34
8. Heather Field (2002)	33
9. Missy Mikolajczak (1988)	32
Kelly Haller (2008)	32

SACRIFICE HITS (SINCE 1992)

1. Amy Peay (2000)	30
2. Paloma Vanderzanden (1996)	23
3. Jim Bumler (2001)	19
4. Jessica Taylor (2004)	18
Karen Breshears (2000)	18
6. Lauren McCaskey (2010)	17
7. Heather Field (2001)	15
Tanya Spishak (1994)	15
Cheryl Willson (1992)	15
10. Corrine Good (1999)	14
Paloma Vanderzanden (1995)	14
*Since 1992	

SACRIFICE FLIES (SINCE 1992)

1. Tish Tablan (1998)	7
2. Kelly Ritch (1994)	5
Kaitlin Fitzgerald (2015)	5
4. Giannina Cipolloni (2010)	4
Jenn Wynn (2004)	4
Kristen Dennis (2002)	4
Hannah Owings (2002)	4
Megan Harris (2015)	4
9. 13 Players Tied	3
*Since 1992	

HIT BY PITCH

1. Kristen Hawkins (2012)	13
2. Sarah Tacke (2010)	12
3. Sarah Tacke (2008)	11
Eileen Schmidt (1994)	11
5. Ruby Rojas (2003)	9
Kim Furphy (1989)	9
7. Brooke Sorber (2007)	8
Sarah Tacke (2007)	8
Sara Larquier (2006)	8
Taylor Sarcone (2014)	8
Allison Davis (2015)	8
Alexa Martinez (2011)	8
Kristen Hawkins (2013)	8

ON BASE PERCENTAGE

1. Kristen Dennis (2002)	.547
2. Kristen Dennis (2001)	.516
3. Heather Field (2004)	.510
4. Kelly Haller (2007)	.497
5. Martha Greer (1981)	.487
6. Sarah Tacke (2009)	.480
7. Ruby Rojas (2001)	.478
8. Eileen Schmidt (1994)	.468
9. Sarah Tacke (2010)	.464
10. Allison Davis (2015)	.458

STOLEN BASES

1. Giannina Cipolloni (2011)	32
2. Giannina Cipolloni (2012)	31
3. Elea Crockett (2005)	24
Kelly McCabe (2000)	24
5. Meaghan Young (2001)	23
Lori Reese (1999)	23
7. Natalie Annis (1994)	21
Mayrose Sullivan (1980)	21
9. Heather Field (2004)	19
Alison Pittman (2011)	19

HITTING STREAKS (SINCE 2000)

1. Kristen Dennis (2001)	14
2. Katie Park (2017)	13
Elea Crockett (2004)	13
Heather Field (2002)	13
5. Sara Larquier (2004)	12
Jenn Wynn (2004)	12
Ruby Rojas (2001)	12
Lori Reese (1999)	12
Marcy Bowdren (2013)	12
10. Elea Crockett (2005)	11
Ruby Rojas (2002)	11
Johanna Kaiser (2003)	11

EXTRA BASE HITS

1. Sara Larquier (2005)	34
2. Kristen Dennis (2002)	33
3. Sara Larquier (2004)	31
4. Allison Davis (2015)	29
5. Sara Larquier (2003)	28
6. Meg Young (2001)	27
7. Meg Young (2000)	26
8. Heather Field (2004)	25
Heather Field (2003)	25
Kristen Dennis (2001)	25

MULTIPLE HIT GAMES (SINCE 1999)

1. Meg Young (2001)	27
2. Ruby Rojas (2001)	24
3. Katie Park (2017)	22
4. Sara Larquier (2005)	21
Sara Larquier (2004)	21
Lori Reese (1999)	21
7. Elea Crockett (2005)	20
Kristen Dennis (2002)	20
9. Heather Field (2002)	19
10. Four Players Tied	18

MULTIPLE RBI GAMES (SINCE 1999)

1. Sara Larquier (2003)	17
2. Sara Larquier (2005)	14
Ruby Rojas (2002)	14
4. Heather Field (2001)	13
5. Sarah Tacke (2010)	12
Kelly Haller (2007)	12
Sara Larquier (2004)	12
Kristen Dennis (2002)	12
9. Sarah Tacke (2009)	11
Ruby Rojas (2003)	11
Kristen Dennis (2001)	11
Ruby Rojas (2001)	11
Ruby Rojas (2001)	197

Bold indicates active player

INDIVIDUAL SINGLE SEASON RECORDS

EARNED RUN AVERAGE

1. Kristyn Abel (1989)	0.54
2. Lisa Palmer (1989)	0.70
3. Michelle Collins (1991)	0.82
4. Kristyn Abel (1991)	0.89
5. Michelle Collins (1993)	0.95
6. Kristen Dennis (2002)	0.97
7. Kristyn Abel (1990)	0.97
8. Lisa Palmer (1987)	0.98
9. Lisa Palmer (1988)	1.06
10. Lisa Palmer (1986)	1.07

WINS

1. Melanie Mitchell (2010)	27
Lisa Palmer (1988)	27
3. Michelle Collins (1994)	25
Lisa Palmer (1989)	25
5. Kristen Dennis (2002)	24
6. Michelle Collins (1993)	23
7. Kristyn Abel (1992)	22
8. Stacey Zagol (1998)	19
Melanie Mitchell (2012)	19
10. Kristen Dennis (2001)	18

STRIKEOUTS

1. Michelle Collins (1994)	335
2. Melanie Mitchell (2010)	295
3. Kristen Dennis (2002)	293
4. Michelle Collins (1993)	284
5. Melanie Mitchell (2012)	278
6. Melanie Mitchell (2013)	270
7. Melanie Mitchell (2011)	258
8. Stacey Zagol (1998)	201
9. Kristen Dennis (2001)	200
Michelle Collins (1995)	200

PITCHING APPEARANCES

1. Aimee Chapdelaine (2014)	49
2. Melanie Mitchell (2010)	47
3. Erika Osherow (2017)	44
4. Erika Osherow (2016)	42
Karla Wilburn (2007)	42
6. Melanie Mitchell (2011)	41
Kristen Dennis (2002)	41
Stacy Zagol (1998)	41
Michelle Collins (1994)	41
Coty Tolar (2007)	41
Eileen Schmidt (1994)	41

PITCHING GAMES STARTED

1. Aimee Chapdelaine (2014)	46
2. Melanie Mitchell (2010)	44
3. Melanie Mitchell (2011)	37
4. Lisa Palmer (1989)	36
5. Michelle Collins (1994)	35
6. Lisa Palmer (1988)	34
7. Melanie Mitchell (2013)	32
8. Stacey Zagol (1998)	31
Erika Osherow (2017)	31
Melanie Mitchell (2012)	31

INNINGS PITCHED

1. Melanie Mitchell (2010)	286.2
2. Michelle Collins (1994)	271.1
3. Lisa Palmer (1988)	270.0
4. Lisa Palmer (1989)	250.0
5. Stacey Zagol (1998)	239.1
6. Melanie Mitchell (2011)	225.2
7. Kristen Dennis (2002)	217.0
Melanie Mitchell (2013)	217.0
9. Erika Osherow (2016)	214.2
10. Michelle Collins (1993)	212.2
Melanie Mitchell (2012)	212.2

COMPLETE GAMES

1. Melanie Mitchell (2010)	34
2. Lisa Palmer (1988)	33
Michelle Collins (1994)	33
4. Lisa Palmer (1989)	31
5. Stacey Zagol (1998)	29
Michelle Collins (1993)	29
7. Melanie Mitchell (2012)	28
Melanie Mitchell (2011)	28
9. Melanie Mitchell (2013)	27
10. Kristyn Abel (1992)	24

SHUTOUTS

1. Lisa Palmer (1989)	14
2. Michelle Collins (1993)	13
3. Kristyn Abel (1989)	12
Kristyn Abel (1992)	12
Lisa Palmer (1988)	12
6. Michelle Collins (1994)	11
7. Kristen Dennis (2002)	9
8. Melanie Mitchell (2011)	8
Melanie Mitchell (2010)	8
Stacey Zagol (1998)	8

SAVES

1. Coty Tolar (2006)	5
2. Erin Horn (2006)	4
3. Joanna Barstad (2004)	3
Christina Grimm (2003)	3
Whitney Holstun (2008)	3
5. Eight Players Tied	2

PUTOUTS

1. Amy Peay (1998)	492
2. Hannah Owings (2004)	432
3. Danni Ingraham (2017)	377
4. Kim Brower (1986)	375
5. Brit Gore (2001)	363
6. Lauren McCaskey (2010)	355
7. Margaret Lluy (1985)	354
8. Hannah Owings (2002)	353
9. Kelly Ritch (1995)	344
Lauren McCaskey (2008)	344

ASSISTS

1. Lisa Palmer (1989)	221
2. Lisa Palmer (1986)	204
3. Sara Larquier (2005)	163
4. Heather Field (2004)	153
5. Jill Bumler (2001)	150
6. Lori Reese (1998)	146
7. Sara Larquier (2004)	145
8. Karen Breshears (1998)	143
9. Stacy Holmes (1998)	141
10. Heather Field (2001)	137

TOTAL FIELDING CHANCES

1. Amy Peay (1998)	517
2. Hannah Owings (2004)	477
3. Kim Brower (1986)	412
4. Britton Gore (2001)	399
5. Danni Ingraham (2017)	396
6. Hannah Owings (2002)	388
7. Eileen Schmidt (1994)	387
8. Lisa Palmer (1989)	384
9. Kelly Ritch (1995)	382
Margaret Lluy (1985)	382

FIELDING PERCENTAGE (Min 150 Chances)

1. Allison Pittman (2011)	1.000
2. Michelle Salmiery (2006)	.996
3. Lauren McCaskey (2010)	.995
4. Megan Harris (2014)	.994
5. Margaret Lluy (1983)	.993
6. Danni Ingraham (2016)	.993
7. Danni Ingraham (2017)	.992
8. Hannah Owings (2004)	.992
9. Beth Crimi (1998)	.991
10. Kristen Hawkins (2011)	.990

DOUBLE PLAYS (Since 2000)

1. Megan Harris (2014)	24
2. Hannah Owings (2004)	21
3. Danni Ingraham (2017)	17
4. Hannah Owings (2003)	14
5. Sara Larquier (2004)	13
Heather Field (2004)	13
7. Lauren McCaskey (2008)	12
8. Sara Larquier (2003)	11
Allie Arneson (2016)	11
Kaitlin Fitzgerald (2015)	11
Marcy Bowdren (2014)	11
Ruby Rojas (2003)	11

OUTFIELD ASSISTS (Since 2000)

1. Iyana Hughes (2017)	10
2. Jessica Taylor (2005)	7
3. Jackie Greer (2004)	6
4. Valerie Sevilla (2002)	5
Giannina Cipolloni (2011)	5
6. Allison Davis (2016)	4
Iyana Hughes (2015)	4
Lindsey Preuss (2008)	4
Jessica Taylor (2006)	4
Lauren Dennis (2005)	4
Johanna Kaiser (2003)	4
Katie Weinberg (2003)	4

Statistical Notes

- Games played data for the 1988 season is unavailable
- Individual fielding statistics are unavailable for 1980-81, 87-88 seasons
- Stolen base attempt data unavailable from 1980-85, 1989 & 1991
- Pitching statistics including complete games, shutouts and runs unavailable 1980-81, 1984-85
- ERA unavailable for 1980-81 seasons



INDIVIDUAL CAREER RECORDS

GAMES PLAYED

1. Heather Field (2001-04)	262
2. Meg Young (1998-01)	261
3. Ruby Rojas (2000-03)	256
4. Kristen Dennis (1999-02)	251
5. Sara Larquier (2003-06)	244
6. Hannah Owings (2001-04)	240
7. Jessica Taylor (2003-06)	234
8. Katie Weinberg (2000-03)	223
Corinne Good (1997-00)	223
10. Elea Crockett (2004-07)	222

GAMES STARTED (SINCE 1993)

1. Heather Field (2001-04)	262
2. Meg Young (1998-01)	261
3. Ruby Rojas (2000-03)	250
Kristen Dennis (1999-02)	250
5. Sara Larquier (2003-06)	243
6. Hannah Owings (2001-04)	238
7. Jessica Taylor (2003-06)	232
8. Corinne Good (1997-00)	219
9. Elea Crockett (2004-07)	216
10. Alex Skinkis (2010-13)	210
Giannina Cipolloni (2009-12)	210

AT-BATS

1. Meg Young (1998-01)	881
2. Sara Larquier (2003-06)	751
3. Heather Field (2001-04)	742
4. Ruby Rojas (2000-03)	726
5. Kristen Dennis (1999-02)	703
6. Jessica Taylor (2003-06)	684
7. Elea Crockett (2004-07)	667
8. Hannah Owings (2001-04)	658
9. Giannina Cipolloni (2009-12)	642
10. Lori Reese (1996-99)	617

BATTING AVERAGE (MIN 200 AB)

1. Kristen Dennis (1999-02)	255-703	.363
2. Kelly Haller (2007-08)	101-281	.359
3. Heather Field (2001-04)	254-742	.342
4. Ruby Rojas (2000-03)	241-726	.332
5. Karen Sock (1991-92)	70-211	.327
6. Sara Larquier (2003-06)	249-751	.332
7. Meg Young (1998-01)	285-881	.323
8. Paloma Vanderzanden (1994-96)	117-363	.322
9. Marybeth Daucher (1982-85)	137-427	.321
10. Eileen Schmidt (1991-94)	161-506	.318

RUNS

1. Heather Field (2001-04)	178
2. Meg Young (1998-01)	149
3. Ruby Rojas (2000-03)	147
4. Elea Crockett (2004-07)	136
5. Elysa Calderone (1993-96)	135
6. Sara Larquier (2003-06)	126
7. Jessica Taylor (2003-06)	119
8. Kristen Dennis (1999-02)	114
9. Kelly McCabe (1998-02)	112
10. Eileen Schmidt (1991-94)	106
Giannina Cipolloni (2009-12)	106

HITS

1. Meg Young (1998-01)	285
2. Kristen Dennis (1999-02)	255
3. Heather Field (2001-04)	254
4. Sara Larquier (2003-06)	249
5. Ruby Rojas (2000-03)	241
6. Elea Crockett (2004-07)	204
7. Jessica Taylor (2003-06)	199
8. Hannah Owings (2001-04)	192
9. Elysa Calderone (1993-96)	186
10. Lori Reese (1996-99)	181

DOUBLES

1. Kristen Dennis (1999-02)	58
2. Sara Larquier (2003-06)	55
3. Meg Young (1998-01)	51
4. Ruby Rojas (2000-03)	50
5. Heather Field (2001-04)	48
6. Jenn Wynn (2002-05)	45
7. Lori Reese (1996-99)	40
8. Beth Crimi (1995-98)	39
9. Jamie Hahn (1993-96)	38
10. Katie Park (2014-17)	35

TRIPLES

1. Meg Young (1998-01)	24
2. Marybeth Daucher (1982-85)	23
3. Elea Crockett (2004-07)	16
Missy Mikolajczak (1988-91)	16
Carol O'Neal (1984-87)	16
Jessica Taylor (2003-06)	16
Giannina Cipolloni (2009-12)	16
8. Sara Larquier (2003-06)	15
Heather Field (2001-04)	15
Eileen Schmidt (1991-94)	15

HOME RUNS

1. Sara Larquier (2003-06)	35
2. Sarah Tacke (2007-10)	30
3. Kristen Dennis (1999-02)	29
4. Ruby Rojas (2000-03)	25
5. Danni Ingraham (2015-)	24
Nicole Koren (2007-10)	24
Heather Field (2001-04)	24
8. Katie Park (2014-17)	23
9. Marcy Bowdren (2011-14)	22
10. Madison Labshere (2014-17)	18
Allison Davis (2015-)	18

RUNS BATTED IN

1. Sara Larquier (2003-06)	181
2. Kristen Dennis (1999-02)	158
3. Ruby Rojas (2000-03)	141
4. Heather Field (2001-04)	140
5. Sarah Tacke (2007-10)	125
6. Hannah Owings (2001-04)	106
7. Eileen Schmidt (1991-94)	102
8. Katie Park (2014-17)	99
9. Jenn Wynn (2002-05)	97
10. Kim Furphy (1986-89)	97
Marcy Bowdren (2011-14)	97

TOTAL BASES

1. Sara Larquier (2003-06)	439
2. Kristen Dennis (1999-02)	414
3. Meg Young (1998-01)	408
4. Heather Field (2001-04)	404
5. Ruby Rojas (2000-03)	378
6. Sarah Tacke (2006-10)	301
7. Katie Park (2014-17)	277
Marcy Bowdren (2011-14)	277
9. Jessica Taylor (2003-06)	264
Hannah Owings (2001-04)	264

SLUGGING PERCENTAGE (MIN 200 AB)

1. Kristen Dennis (1999-02)	.589
2. Sarah Tacke (2006-10)	.586
3. Sara Larquier (2003-06)	.585
4. Marybeth Daucher (1982-85)	.553
5. Kelly Haller (2007-08)	.552
6. Heather Field (2001-04)	.544
7. Allison Davis (2015-)	.537
8. Ruby Rojas (2000-03)	.521
9. Nicole Koren (2007-10)	.500
10. Katie Park (2014-17)	.490

WALKS

1. Heather Field (2001-04)	153
2. Kristen Dennis (1999-02)	144
3. Hannah Owings (2001-04)	85
4. Ruby Rojas (2000-03)	79
5. Sarah Tacke (2007-10)	78
6. Giannina Cipolloni (2009-12)	77
7. Iyana Hughes (2014-17)	70
8. Missy Mikolajczak (1988-91)	69
9. Elysa Calderone (1993-96)	68
10. Eileen Schmidt (1991-94)	66

EXTRA BASE HITS

1. Sara Larquier (2003-06)	105
2. Kristen Dennis (1999-02)	94
3. Heather Field (2001-04)	87
4. Meg Young (1998-01)	83
5. Ruby Rojas (2000-03)	81
6. Sarah Tacke (2007-10)	73
7. Giannina Cipolloni (2009-12)	67
8. Katie Park (2014-17)	60
Allison Davis (2015-)	60
10. Jenn Wynn (2002-05)	59

MULTIPLE HIT GAMES (SINCE 1999)

1. Meg Young (1998-01)	86
2. Kristen Dennis (1999-02)	70
3. Sara Larquier (2003-06)	68
4. Heather Field (2001-04)	63
5. Ruby Rojas (2000-03)	59
6. Elea Crockett (2004-07)	51
7. Jessica Taylor (2003-06)	48
8. Lori Reese (1996-99)	47
9. Katie Park (2014-17)	45
10. Hannah Owings (2001-04)	41

MULTIPLE RBI GAMES (SINCE 1999)

1. Sara Larquier (2003-06)	40
2. Ruby Rojas (2000-03)	39
3. Heather Field (2001-04)	37
4. Hannah Owings (2001-04)	29
5. Katie Park (2014-17)	23
6. Jenn Wynn (2002-05)	21
7. Danni Ingraham (2015-)	21
8. Meg Young (1998-01)	19
Marcy Bowdren (2011-14)	19
Kaitlin Fitzgerald (2015-17)	19
Iyana Hughes (2014-17)	19

SACRIFICE HITS (SINCE 1992)

1. Amy Peay (1997-00)	54
2. Jessica Taylor (2003-06)	43
3. Paloma Vanderzanden (1994-96)	42
4. Heather Field (2001-04)	39
Corrine Good (1997-00)	39
6. Karen Breshears (1998-00)	34
Lauren McCaskey (2008-11)	34
8. Joanna Kaiser (2000-03)	33
9. Elea Crockett (2004-07)	31
10. Natalie Annis (1991-94)	30

SACRIFICE FLIES (SINCE 1992)

1. Giannina Cipolloni (2009-12)	11
2. Sara Larquier (2003-06)	8
Megan Harris (2012-15)	8
Kaitlin Fitzgerald (2015-17)	8
5. Hannah Owings (2001-04)	7
Kristen Dennis (1999-02)	7
7. Elysa Calderone (1993-96)	6
Eileen Schmidt (1991-94)	6
Katie Park (2014-17)	6
10. Five (5) tied	5

HIT BY PITCH

1. Sarah Tacke (2007-10)	37
2. Kristen Hawkins (2010-12)	25
3. Ruby Rojas (2000-03)	24
4. Eileen Schmidt (1991-94)	23
5. Brooke Sorber (2004-07)	21
6. Allison Davis (2015-)	19
7. Jessica Taylor (2003-06)	16
Alexa Martinez (2010-12)	16
9. Sara Larquier (2003-06)	15
10. Erica Cipolloni (2011-13)	14
Abby Snyder (2007-10)	14

ON-BASE PERCENTAGE (MIN 200 AB)

1. Kelly Haller (2007-08)	.473
2. Kristen Dennis (1999-02)	.470
3. Heather Field (2001-04)	.460
4. Sarah Tacke (2006-10)	.432
5. Eileen Schmidt (1991-94)	.416
6. Ruby Rojas (2000-03)	.412
7. Allison Davis (2015-)	.406
8. Gigi Grover (1980-83)	.406
9. Karen Sock (1991-92)	.399
10. Erica Cipolloni (2011-13)	.395

STOLEN BASES

1. Giannina Cipolloni (2009-12)	89
2. Heather Field (2001-04)	65
3. Alison Pittman (2008-11)	60
4. Taylor Williams (2010-13)	54
5. Elea Crockett (2004-07)	52
Jessica Taylor (2003-06)	52
Kelly McCabe (1998-02)	52
8. Meg Young (1998-01)	48
9. Maryrose Sullivan (1980-83)	43
10. Gigi Grover (1980-83)	39
Iyana Hughes (2014-17)	39

STOLEN BASE PCT. (MIN 30 ATT)

1. Iyana Hughes (2014-17)	39-43	.907
2. Giannina Cipolloni (2009-12)	89-100	.890
3. Elysa Calderone (1993-96)	35-41	.854
4. Meghan O'Leary (2005-08)	27-32	.844
5. Allison Pittman (2008-11)	60-72	.833
6. Lori Reese (1996-99)	34-41	.829
7. Kelly McCabe (1998-02)	52-66	.788
8. Sara Larquier (2003-06)	35-45	.778
9. Elea Crockett (2004-07)	52-67	.776
10. Taylor Williams (2010-13)	54-70	.771
Lauren Dennis (2002-05)	27-35	.771

*Since 1992

Bold indicates active player



INDIVIDUAL CAREER RECORDS

EARNED RUN AVERAGE (MIN 200 IP)

1. Kristyn Abel (1989-92)	650.1 IP	0.93
2. Lisa Palmer (1986-89)	861.2 IP	0.94
3. Michelle Collins (1991, 93-95)	761.2 IP	1.04
4. Kristen Dennis (1999-02)	612.0 IP	1.36
5. Kerry Lewis (1990-93)	376.0 IP	1.47
6. Marybeth Daucher (1982-85)	504.2 IP	1.79
7. Stacey Zagol (1997-00)	621.2 IP	1.91
8. Christina Quinn (1997-00)	488.2 IP	1.95
9. Terri Troiano (1982-85)	428.1 IP	2.17
10. Erin Horn (2003-06)	645.2 IP	2.35

WINS

1. Melanie Mitchell (2010-13)	79
2. Lisa Palmer (1986-89)	74
3. Michelle Collins (1991, 93-95)	72
4. Kristyn Abel (1989-92)	70
5. Erin Horn (2003-06)	61
6. Kristen Dennis (1999-02)	57
7. Stacey Zagol (1997-00)	48
8. Chrissy Quinn (1997-00)	41
9. Karla Wilburn (2006-09)	39
10. Marybeth Daucher (1982-85)	38

STRIKEOUTS

1. Melanie Mitchell (2010-13)	1,101
2. Michelle Collins (1991, 93-95)	932
3. Kristen Dennis (1999-02)	702
4. Erin Horn (2003-06)	676
5. Lisa Palmer (1986-89)	628
6. Chrissy Quinn (1997-00)	484
7. Stacey Zagol (1997-00)	449
8. Kristyn Abel (1989-92)	328
9. Coty Tolar (2004-07)	293
10. Karla Wilburn (2006-09)	268

PITCHING APPEARANCES

1. Melanie Mitchell (2010-13)	161
2. Erin Horn (2003-06)	145
3. Karla Wilburn (2006-09)	137
4. Lisa Palmer (1986-89)	135
5. Coty Tolar (2004-07)	128
6. Stacy Zagol (1997-00)	121
7. Michelle Collins (1991, 93-95)	118
8. Kristen Dennis (1999-02)	111
9. Kristyn Abel (1989-92)	97
10. Joanna Barstad (2001-04)	95
Chrissy Quinn (1997-00)	95

PITCHING GAMES STARTED

1. Melanie Mitchell (2010-13)	144
2. Lisa Palmer (1986-89)	112
3. Michelle Collins (1991, 93-95)	103
4. Erin Horn (2003-06)	89
Karla Wilburn (2005-09)	89
6. Stacey Zagol (1997-00)	83
7. Kristyn Abel (1989-92)	82
8. Coty Tolar (2004-07)	79
Kristen Dennis (1999-02)	79
10. Christina Quinn (1997-00)	73

INNINGS PITCHED

1. Melanie Mitchell (2010-13)	942.0
2. Lisa Palmer (1986-89)	861.2
3. Michelle Collins (1991, 93-95)	761.2
4. Kristyn Abel (1989-92)	650.1
5. Erin Horn (2003-06)	645.2
6. Stacey Zagol (1997-00)	621.2
7. Kristen Dennis (1999-02)	612.0
8. Karla Wilburn (2005-09)	526.2
9. Coty Tolar (2004-07)	519.2
10. Marybeth Daucher (1982-85)	504.2

COMPLETE GAMES

1. Melanie Mitchell (2010-13)	117
2. Lisa Palmer (1986-89)	102
3. Michelle Collins (1991, 93-95)	93
4. Kristyn Abel (1989-92)	68
5. Stacey Zagol (1997-00)	65
6. Kristen Dennis (1999-02)	56
7. Erin Horn (2003-06)	54
8. Chrissy Quinn (1997-00)	50
9. Kerry Lewis (1990-93)	39
10. Karla Wilburn (2006-09)	38

SHUTOUTS

1. Michelle Collins (1991, 93-95)	35
2. Lisa Palmer (1986-89)	33
3. Kristyn Abel (1989-92)	30
4. Melanie Mitchell (2010-13)	23
5. Kristen Dennis (1999-02)	18
Stacey Zagol (1997-00)	18
7. Erin Horn (2003-06)	11
Chrissy Quinn (1997-00)	11
9. Joanna Barstad (2001-04)	9
10. Kerry Lewis (1990-93)	8

SAVES

1. Erin Horn ('03-'06)	9
2. Coty Tolar ('04-'07)	6
3. Joanna Barstad ('01-'04)	5
Melanie Mitchell ('10-13)	5
5. Stacey Zagol ('97-'00)	4
6. Lisa Palmer (1986-89)	3
Karla Wilburn (2005-09)	3
Christina Grimm ('03)	3
Kristen Dennis ('99-'02)	3
Kerry Lewis ('90-'93)	3
Lisa Palmer ('86-'89)	3
Whitney Holstun ('06-'08)	3

PUTOUTS

1. Hannah Owings ('01-'04)	1,419
2. Margaret Lluy ('82-'85)	1,179
3. Brit Gore ('00-'03)	920
4. Amy Peay ('97-'00)	877
5. Kristen Hawkins (2010-13)	866
6. Lauren McCaskey (2008-11)	798
7. Kristen Dennis ('99-'02)	796
8. Eileen Schmidt ('91-'94)	771
9. Danni Ingraham (2015-)	656
10. Jenn Wynn ('02-'05)	649

ASSISTS

1. Heather Field (2001-04)	526
2. Sara Larquier (2003-06)	485
3. Lori Reese (1996-99)	450
4. Lisa Palmer (1986-89)	425
5. Karen Breshears (1998-00)	400
6. Abby Snyder (2007-10)	388
7. Elea Crockett (2004-07)	381
8. Marybeth Daucher (1982-85)	371
9. Ruby Rojas (2000-03)	368
10. Jody Smith (1992-95)	323
Kathy Stevenson (1983-86)	323

TOTAL FIELDING CHANCES

1. Hannah Owings (2001-04)	1,560
2. Margaret Lluy (1982-85)	1,275
3. Amy Peay (1997-00)	1,177
4. Heather Field (2001-04)	1,075
5. Brit Gore (2000-03)	1,010
6. Sara Larquier (2003-06)	1,002
7. Kristen Hawkins (2010-13)	993
8. Eileen Schmidt (1991-94)	984
9. Lauren McCaskey (2008-11)	942
10. Kristen Dennis (1999-02)	938

FIELDING PERCENTAGE (Min 200 Chances)

1. Danni Ingraham (2015-)	.993
2. Michelle Salmieri (2004-07)	.988
3. Margaret Lluy (1982-85)	.987
4. Allison Pittman (2008-11)	.985
5. Kristen Hawkins (2010-13)	.983
6. Jenn Wynn (2002-05)	.983
7. Hannah Owings (2001-04)	.983
8. Britton Gore (2000-03)	.982
9. Kelley Haller (2007-09)	.982
10. Michelle Daly (1992-93)	.981

DOUBLE PLAYS (Since 2000)

1. Hannah Owings (2001-04)	45
2. Sara Larquier (2003-06)	37
3. Heather Field (2001-04)	33
4. Megan Harris (2012-15)	29
5. Lauren McCaskey (2008-11)	28
6. Madison Labshere (2014-17)	26
Danni Ingraham (2015-)	26
8. Marcy Bowdren (2011-14)	24
9. Elea Crockett (2004-07)	23
10. Brooke Sorber (2004-07)	18

OUTFIELD ASSISTS (Since 2000)

1. Iyana Hughes (2014-17)	16
2. Jessica Taylor (2003-06)	15
3. Taylor Williams (2010-13)	10
4. Giannina Cipolloni (2009-12)	8
Jackie Greer (2003-06)	8
Hedi Velk (2012-15)	8
7. Lauren Dennis (2002-05)	7
Sarah Tacke (2006-10)	7
Lindsey Preuss (2005-08)	7
Johanna Kaiser (2000-03)	7
Katie Weinberg (2000-03)	7

Statistical Notes

- Games played data for the 1988 season is unavailable
- Individual fielding statistics are unavailable for 1980-81, 87-88 seasons
- Stolen base attempt data unavailable from 1980-85, 1989 & 1991
- Pitching statistics including complete games, shutouts and runs unavailable 1980-81, 1984-85
- ERA unavailable for 1980-81 seasons

ANNUAL STATISTICAL LEADERS

BATTING LEADERS

Batting Average (Min 2 AB per Game)

1980	Maryrose Sullivan	.344
1981	Mary Henry	.412
1982	Cheryl Gleason	.342
1983	Marybeth Daucher	.375
1984	Marybeth Daucher	.320
1985	Karen Turner	.395
1986	Carol O'Neal	.247
1987	Lisa Palmer	.325
1988	Lisa Palmer	.341
1989	Kim Furphy	.360
1990	Nancy Graf	.331
1991	Cheryl Willson	.325
1992	Karen Sock	.333
1993	Eileen Schmidt	.384
1994	Elysa Calderone	.341
1995	Paloma Vanderzanden	.314
1996	Jamie Hahn	.424
1997	Stacy Holmes	.238
1998	Lori Reese	.311
1999	Kristen Dennis	.347
2000	Kristen Dennis	.312
2001	Ruby Rojas	.401
2002	Kristen Dennis	.417
2003	Sara Larquier	.350
2004	Sara Larquier	.365
2005	Elea Crockett	.374
2006	Amy McKean	.310
2007	Kelly Haller	.409
2008	Kelly Haller	.303
2009	Sarah Tacke	.358
2010	Sarah Tacke	.354
2011	Stephanie Harris	.329
2012	Erica Cipolloni	.300
2013	Marcy Bowdren	.309
2014	Kaitlin Fitzgerald	.355
2015	Kaitlin Fitzgerald	.360
2016	Katie Park	.314
2017	Katie Park	.382

Runs

1980	Martha Greer	24
1981	Gigi Grover	39
1982	Cheryl Gleason	32
1983	Maryrose Sullivan	22
1984	Karen Turner	24
1985	K. Brower/C. O'Neal	37
1986	Kim Nicholas	23
1987	Dianne Beard	19
1988	L. Palmer/M. Mikolajczak	30
1989	N. Graf/L. Palmer	32
1990	Missy Mikolajczak	30
1991	Natalie Annis	27
1992	Eileen Schmidt	30
1993	Eileen Schmidt	36
1994	Elysa Calderone	37
1995	Elysa Calderone	37
1996	Elysa Calderone	29
1997	S. Holmes/A. Peay	12
1998	Meg Young	27
1999	Lori Reese	40
2000	Meg Young	37
2001	Meg Young	57
2002	Kelly McCabe	45
2003	Ruby Rojas	45
2004	Heather Field	60
2005	Elea Crockett	54
2006	Jessica Taylor	28
2007	Elea Crockett	31
2008	Carly Winger	25
2009	Carly Winger	37
2010	Nicole Koren	34
2011	Giannina Cipolloni	33
2012	E. Cipolloni/A. Skinkis	27
2013	Marcy Bowdren	26
2014	Iyana Hughes	21
2015	Allison Davis	47
2016	Iyana Hughes	30
2017	Katie Park	34

Doubles

1980	Maryrose Sullivan	4
1981	Greer/Grover/Dodd	3
1982	Cheryl Gleason	6
1983	Laurie Dodd	4
1984	Marybeth Daucher	7
1985	Kathy Stevenson	6
1986	Kim Brower	6
1987	Kim Furphy	6
1988	Kim Furphy	8
1989	M. Mikolajczak/K. Furphy	5
1990	Cheryl Willson	4
1991	Eileen Schmidt	4
1992	Jody Smith	4
1993	Ivette Velez	11
1994	Jamie Hahn	8
1995	Jamie Hahn	10
1996	Jamie Hahn	19
1997	Beth Crimi	10
1998	L. Reese/B. Crimi	15
1999	Kristen Dennis	16
2000	Meg Young	17
2001	Meg Young	16
2002	Kristen Dennis	18
2003	H. Field/R. Rojas	16
2004	Jenn Wynn	19
2005	Sara Larquier	19
2006	Lindsey Preuss	10
2007	Brooke Sorber	9
2008	Sarah Tacke	10
2009	Carly Winger	8
2010	Sarah Tacke	10
2011	Marcy Bowdren	13
2012	Giannina Cipolloni	8
2013	Kristen Hawkins	9
2014	Lindsay Mayer	10
2015	Allison Davis	16
2016	Katie Park	13
2017	Katie Park	12

Home Runs

1980	Martha Greer	2
1981	Henry/Greer/Grover	2
1982	Marybeth Daucher	5
1983	Marybeth Daucher	1
1984	Marybeth Daucher	4
1985	Carol O'Neal	8
1986	Carol O'Neal	2
1987	Carol O'Neal	3
1988	Kim Furphy	3
1989	Missy Mikolajczak	2
1990	Missy Mikolajczak	4
1991	D. Thompson/K. Sock	1
1992	Donna Thompson	8
1993	Eileen Schmidt	6
1994	Natalie Annis	3
1995	---	---
1996	B. Crimi/L. Reese/J. Hahn	1
1997	Stacy Holmes	3
1998	Four (4) tied	1
1999	Kristen Dennis	2
2000	Karen Breshears	4
2001	Kristen Dennis	11
2002	Kristen Dennis	13
2003	Sara Larquier	12
2004	Heather Field	10
2005	Jenn Wynn	9
2006	Sara Larquier	8
2007	Kelly Haller	11
2008	Winger/Preuss/Tacke	6
2009	Nicole Koren	12
2010	Nicole Koren	12
2011	Marcy Bowdren	5
2012	Erica Cipolloni	7
2013	Karli Johnson	5
2014	Marcy Bowdren	7
2015	Allison Davis	9
2016	Labshere/Ingraham/Park	7
2017	Danni Ingraham	10

Total Bases

1980	Maryrose Sullivan	36
1981	M. Henry/G. Grover	56
1982	Marybeth Daucher	58
1983	Marybeth Daucher	55
1984	Marybeth Daucher	55
1985	Carol O'Neal	89
1986	Carol O'Neal	59
1987	Carol O'Neal	45
1988	Kim Furphy	83
1989	Kim Furphy	81
1990	Missy Mikolajczak	75
1991	Natalie Annis	48
1992	Donna Thompson	65
1993	Eileen Schmidt	91
1994	Natalie Annis	67
1995	Jamie Hahn	72
1996	Jamie Hahn	81
1997	Beth Crimi	46
1998	Meg Young	94
1999	Kristen Dennis	85
2000	Meg Young	103
2001	Meg Young	129
2002	Kristen Dennis	134
2003	Sara Larquier	118
2004	Sara Larquier	123
2005	Sara Larquier	130
2006	Sara Larquier	68
2007	Kelly Haller	102
2008	L. Preuss/C. Winger	71
2009	Sarah Tacke	91
2010	Sarah Tacke	98
2011	Marcy Bowdren	83
2012	Marcy Bowdren	65
2013	Marcy Bowdren	67
2014	Marcy Bowdren	62
2015	Allison Davis	106
2016	Katie Park	84
2017	Katie Park	111

At Bats

1980	Maryrose Sullivan	93
1981	Gigi Grover	134
1982	Cheryl Gleason	114
1983	Maryrose Sullivan	99
1984	Kathy Stevenson	137
1985	Kathy Stevenson	178
1986	Dianne Beard	167
1987	Carol O'Neal	109
1988	Kim Furphy	175
1989	Cheryl Willson	187
1990	C. Willson/T. Gray	152
1991	Natalie Annis	139
1992	Jody Smith	134
1993	Michelle Daly	146
1994	Elysa Calderone	167
1995	Elysa Calderone	158
1996	Lori Reese	127
1997	Lori Reese	102
1998	Meg Young	214
1999	Meg Young	209
2000	Meg Young	227
2001	Meg Young	231
2002	Kelly McCabe	218
2003	Heather Field	189
2004	Sara Larquier	197
2005	Sara Larquier	210
2006	Jessica Taylor	169
2007	Elea Crockett	183
2008	Meghan O'Leary	178
2009	Alison Pittman	138
2010	Giannina Cipolloni	172
2011	Giannina Cipolloni	178
2012	Giannina Cipolloni	161
2013	Marcy Bowdren	152
2014	Heidi Velk	146
2015	Kaitlin Fitzgerald	172
2016	Katie Park	159
2017	Katie Park	178

Hits

1980	Maryrose Sullivan	32
1981	Mary Henry	47
1982	Cheryl Gleason	39
1983	Marybeth Daucher	36
1984	M. Daucher/C. O'Neal	32
1985	Kathy Stevenson	58
1986	Carol O'Neal	38
1987	D. Beard/C. O'Neal	31
1988	L. Palmer/ K. Furphy	56
1989	Kim Furphy	64
1990	Missy Mikolajczak	46
1991	Natalie Annis	43
1992	Karen Sock	41
1993	Eileen Schmidt	53
1994	Elysa Calderone	57
1995	Elysa Calderone	47
1996	Jamie Hahn	53
1997	Beth Crimi	30
1998	Meg Young	66
1999	Meg Young	67
2000	Meg Young	64
2001	Meg Young	88
2002	Kristen Dennis	73
2003	H. Field/S. Larquier	64
2004	Sara Larquier	72
2005	Sara Larquier	73
2006	Jessica Taylor	46
2007	Kelly Haller	61
2008	Meghan O'Leary	51
2009	Sarah Tacke	43
2010	Sarah Tacke	52
2011	Giannina Cipolloni	54
2012	Giannina Cipolloni	46
2013	Marcy Bowdren	47
2014	Lindsay Mayer	54
2015	Kaitlin Fitzgerald	62
2016	Katie Park	50
2017	Katie Park	68

Triples

1980	M. Henry/B. Schindler	2
1981	Gigi Grover	4
1982	Marybeth Daucher	7
1983	Marybeth Daucher	7
1984	Carol O'Neal	4
1985	Marybeth Daucher	7
1986	Carol O'Neal	5
1987	L. Palmer/C. O'Neal	2
1988	Kim Furphy	5
1989	M. Mikolajczak/K. Furphy	6
1990	Missy Mikolajczak	7
1991	Donna Thompson	3
1992	Donna Thompson	3
1993	Eileen Schmidt	7
1994	N. Annis/E. Schmidt	4
1995	Jamie Hahn	8
1996	Stacy Holmes	4
1997	Stacy Holmes	3
1998	Meg Young	9
1999	L. Reese/K. Breshears	3
2000	Meg Young	7
2001	Meg Young	6
2002	Kelly McCabe	6
2003	Heather Field	3
2004	Jessica Taylor	7
2005	Sara Larquier	7
2006	Jessica Taylor	3
2007	Lindsey Preuss	3
2008	Carly Winger	4
2009	Giannina Cipolloni	6
2010	Giannina Cipolloni	5
2011	Stephanie Harris	3
2012	G. Cipolloni/E. Cipolloni/Skinkis	3
2013	Taylor Williams	3
2014	H. Velk/I. Hughes	2
2015	Megan Harris	5
2016	Allie Arneson	3
2017	Allison Davis	4

Runs Batted In

1980	Judi Chapa	16
1981	Mary Henry	21
1982	Marybeth Daucher	23
1983	Marybeth Daucher	26
1984	Kathy Stevenson	11
1985	Kathy Stevenson	47
1986	Kathy Stevenson	24
1987	Carol O'Neal	22
1988	Kim Furphy	39
1989	Kim Furphy	37
1990	Missy Mikolajczak	32
1991	Four (4) Tied	15
1992	Donna Thompson	30
1993	Eileen Schmidt	34
1994	Eileen Schmidt	25
1995	Kelly Ritch	25
1996	Jamie Hahn	29
1997	Stacy Holmes	14
1998	Stacy Holmes	34
1999	K. Dennis/K. Breshears	27
2000	Calhoun/Breshears/Dennis	24
2001	Kristen Dennis	49
2002	Kristen Dennis	58
2003	Sara Larquier	51
2004	Sara Larquier	49
2005	Sara Larquier	54
2006	Sara Larquier	27
2007	Kelly Haller	47
2008	S. Tacke/C. Winger	25
2009	Sarah Tacke	40
2010	Sarah Tacke	43
2011	Stephanie Harris	30
2012	M. Bowdren/G. Cipolloni	25
2013	Karli Johnson	24
2014	Madison Labshere	23
2015	Kaitlin Fitzgerald	42
2016	Katie Park	38
2017	Danni Ingraham	34

Slugging Pct.

1980	Michelle Benecke	.375
1981	Mary Henry	.491
1982	Cheryl Gleason	.474
1983	Crystal Anderson	.340
1984	Marybeth Daucher	.550
1985	Carol O'Neal	.509
1986	Carol O'Neal	.383
1987	Carol O'Neal	.413
1988	Kim Furphy	.474
1989	Missy Mikolajczak	.489
1990	Missy Mikolajczak	.528
1991	Cheryl Willson	.350
1992	Donna Thompson	.537
1993	Eileen Schmidt	.659
1994	Natalie Annis	.469
1995	Jamie Hahn	.465
1996	Jamie Hahn	.648
1997	Stacy Holmes	.416
1998	Meg Young	.439
1999	Kristen Dennis	.483
2000	Meg Young	.454
2001	Kristen Dennis	.681
2002	Kristen Dennis	.766
2003	Sara Larquier	.645
2004	Sara Larquier	.624
2005	Sara Larquier	.619
2006	Amy McKean	.590
2007	Kelly Haller	.685
2008	Sarah Tacke	.500
2009	Sarah Tacke	.758
2010	Sarah Tacke	.667
2011	Marcy Bowdren	.485
2012	Erica Cipolloni	.582
2013	Marcy Bowdren	.441
2014	Marcy Bowdren	.554
2015	Allison Davis	.627
2016	Katie Park	.528
2017	Katie Park	.624



ANNUAL STATISTICAL LEADERS

Walks		Stolen Bases		Wins		Games Started		Innings Pitched		
1980	Gigi Grover	16	1980 Maryrose Sullivan	21	1980 Laurie Dodd	11	1980 ---	--	1980 Laurie Dodd	104.0
1981	Martha Greer	39	1981 Mary Henry	17	1981 Marisa Marinelli	12	1981 ---	--	1981 Laurie Dodd	125.0
1982	Gigi Grover	17	1982 Cheryl Gleason	18	1982 Laurie Dodd	7	1982 Laurie Dodd	12	1982 Marybeth Daucher	105.0
1983	Maryrose Sullivan	15	1983 Maryrose Sullivan	7	1983 M. Daucher/L. Dodd	7	1983 Marybeth Daucher	13	1983 Marybeth Daucher	82.0
1984	Karen Turner	18	1984 Dianne Beard	10	1984 Marybeth Daucher	17	1984 ---	--	1984 Marybeth Daucher	149.0
1985	Kim Brower	17	1985 Carol O'Neal	9	1985 Terri Troiano	12	1985 ---	--	1985 Terri Troiano	206.1
1986	Kathy Stevenson	22	1986 K. Stevenson/K. Brower	6	1986 Lisa Palmer	8	1986 Lisa Palmer	21	1986 Lisa Palmer	163.2
1987	Lisa Palmer	10	1987 Lisa Palmer	5	1987 Lisa Palmer	14	1987 Lisa Palmer	21	1987 Lisa Palmer	178.0
1988	Missy Mikolajczak	32	1988 Lauren Hightower	6	1988 Lisa Palmer	27	1988 Lisa Palmer	34	1988 Lisa Palmer	270.0
1989	Krissy Smith	26	1989 Cheryl Willson	4	1989 Lisa Palmer	25	1989 Lisa Palmer	36	1989 Lisa Palmer	250.0
1990	Missy Mikolajczak	12	1990 Cheryl Willson	5	1990 Kristyn Abel	17	1990 Kristyn Abel	21	1990 Kristyn Abel	201.1
1991	Eileen Schmidt	13	1991 Cheryl Willson	12	1991 Kristyn Abel	15	1991 Michelle Collins	18	1991 Michelle Collins	144.2
1992	Eileen Schmidt	15	1992 K. Sock/C. Willson	9	1992 Kristyn Abel	22	1992 Kristyn Abel	28	1992 Kristyn Abel	194.1
1993	Jamie Hahn	16	1993 Jamie Hahn	9	1993 Michelle Collins	23	1993 Michelle Collins	29	1993 Michelle Collins	212.2
1994	Eileen Schmidt	24	1994 Natalie Annis	21	1994 Michelle Collins	25	1994 Michelle Collins	35	1994 Michelle Collins	271.1
1995	Elysa Calderone	18	1995 Elysa Calderone	9	1995 Michelle Collins	14	1995 Michelle Collins	21	1995 Beth Hutter	142.0
1996	Elysa Calderone	21	1996 Elysa Calderone	11	1996 Chrissy Hensel	6	1996 Chrissy Hensel	20	1996 Chrissy Hensel	131.0
1997	Corinne Good	11	1997 Tish Tablan	6	1997 Stacey Zagol	9	1997 Zagol/Quinn/Fox	11	1997 Stacey Zagol	101.2
1998	Beth Crimi	26	1998 Corinne Good	11	1998 Stacey Zagol	19	1998 Stacey Zagol	31	1998 Stacey Zagol	239.1
1999	Kristen Dennis	22	1999 Lori Reese	23	1999 Stacey Zagol	11	1999 Stacey Zagol	20	1999 Stacey Zagol	134.1
2000	Kristen Dennis	21	2000 Kelly McCabe	24	2000 Christina Quinn	12	2000 Christina Quinn	23	2000 Christina Quinn	158.2
2001	Kristen Dennis	47	2001 Meg Young	23	2001 Kristen Dennis	18	2001 Kristen Dennis	20	2001 Kristen Dennis	154.2
2002	Kristen Dennis	54	2002 Heather Field	18	2002 Kristen Dennis	24	2002 Kristen Dennis	25	2002 Kristen Dennis	217.0
2003	Heather Field	35	2003 Heather Field	18	2003 Erin Horn	17	2003 E. Horn/C. Grimm	23	2003 Erin Horn	169.2
2004	Heather Field	64	2004 Heather Field	19	2004 Erin Horn	17	2004 Joanna Barstad	26	2004 Joanna Barstad	159.0
2005	Jenn Wynn	36	2005 Elea Crockett	24	2005 Erin Horn	14	2005 Coty Tolar	30	2005 Erin Horn	179.2
2006	Amy McKean	17	2006 Sara Larquier	17	2006 Erin Horn	13	2006 Erin Horn	23	2006 Erin Horn	141.1
2007	Kelly Haller	24	2007 Meghan O'Leary	13	2007 W. Holstun/K. Wilburn	6	2007 Coty Tolar	19	2007 Coty Tolar	138.2
2008	Kelly Haller	32	2008 Meghan O'Leary	12	2008 Karla Wilburn	9	2008 Karla Wilburn	27	2008 Karla Wilburn	149.1
2009	Sarah Tacke	23	2009 G. Cipolloni/A. Pittman	17	2009 Karla Wilburn	17	2009 Karla Wilburn	30	2009 Karla Wilburn	176.2
2010	Nicole Koren	29	2010 Clara Kendall	18	2010 Melanie Mitchell	27	2010 Melanie Mitchell	44	2010 Melanie Mitchell	286.2
2011	Stephanie Harris	24	2011 Giannina Cipolloni	32	2011 Melanie Mitchell	19	2011 Melanie Mitchell	37	2011 Melanie Mitchell	225.2
2012	Alex Skinkis	27	2012 Giannina Cipolloni	31	2012 Melanie Mitchell	19	2012 Melanie Mitchell	31	2012 Melanie Mitchell	212.2
2013	Kristen Hawkins	17	2013 Heidi Velk	12	2013 Melanie Mitchell	16	2013 Melanie Mitchell	32	2013 Melanie Mitchell	217.0
2014	Iyana Hughes	16	2014 Heidi Velk	14	2014 Aimee Chapdelaine	8	2014 Aimee Chapdelaine	46	2014 Aimee Chapdelaine	211.0
2015	Allison Davis	34	2015 Aimee Chapdelaine	9	2015 Andie Formby	8	2015 Andie Formby	24	2015 Andie Formby	148.2
2016	Allie Arneson	26	2016 Iyana Hughes	15	2016 Erika Osherow	13	2016 Erika Osherow	30	2016 Erika Osherow	214.2
2017	Iyana Hughes	19	2017 Iyana Hughes	8	2017 Erika Osherow	15	2017 Erika Osherow	31	2017 Erika Osherow	197.1
On-Base Pct.		PITCHING LEADERS		Appearances		Saves		Strikeouts		
1980	Michelle Benecke	.443	Earned Run Avg.	1980	Laurie Dodd	17	1980 ---	--	1980 Paula Shorten	67
1981	Martha Greer	.503	1980 ---	--	1981 ---	--	1981 ---	--	1981 Marisa Marinelli	56
1982	Cheryl Gleason	.390	1981 ---	--	1982 Laurie Dodd	15	1982 Marybeth Daucher	2	1982 Marybeth Daucher	45
1983	Crystal Anderson	.357	1982 Gigi Grover	1.86	1983 Marybeth Daucher	14	1983 ---	--	1983 Marybeth Daucher	49
1984	Karen Turner	.338	1983 Marybeth Daucher	1.28	1984 ---	--	1984 ---	--	1984 Marybeth Daucher	60
1985	Karen Turner	.440	1984 Marybeth Daucher	1.08	1985 ---	--	1985 ---	--	1985 Terri Troiano	72
1986	Carol O'Neal	.297	1985 Marybeth Daucher	1.74	1986 Lisa Palmer	28	1986 L. Palmer/S. Reeves	1	1986 Lisa Palmer	161
1987	Carol O'Neal	.333	1986 Lisa Palmer	1.07	1987 Lisa Palmer	31	1987 L. Heyer/L. Palmer	1	1987 Lisa Palmer	110
1988	Lisa Palmer	.393	1987 Sondra Reeves	0.83	1988 Lisa Palmer	40	1988 L. Palmer/L. Heyer	1	1988 Lisa Palmer	169
1989	Missy Mikolajczak	.423	1988 Lisa Palmer	1.06	1989 Lisa Palmer	36	1989 ---	--	1989 Lisa Palmer	188
1990	Nancy Graf	.380	1989 Kristyn Abel	0.54	1990 Kristyn Abel	25	1990 Kristyn Abel	1	1990 Kristyn Abel	86
1991	Cheryl Willson	.371	1990 Kristyn Abel	0.97	1991 Kristyn Abel	23	1991 Kerry Lewis	2	1991 Michelle Collins	113
1992	Eileen Schmidt	.428	1991 Michelle Collins	0.82	1992 Kristyn Abel	30	1992 Kerry Lewis	1	1992 Kristyn Abel	99
1993	Eileen Schmidt	.453	1992 Kristyn Abel	1.15	1993 Michelle Collins	33	1993 Michelle Collins	1	1993 Michelle Collins	284
1994	Eileen Schmidt	.468	1993 Michelle Collins	0.95	1994 M. Collins/E. Schmidt	41	1994 ---	--	1994 Michelle Collins	335
1995	Elysa Calderone	.385	1994 Michelle Collins	1.21	1995 B. Hutter/M. Collins	23	1995 ---	--	1995 Michelle Collins	200
1996	Jamie Hahn	.456	1995 Michelle Collins	1.05	1996 Chrissy Hensel	22	1996 ---	--	1996 Chrissy Hensel	26
1997	Stacy Holmes	.274	1996 Chrissy Hensel	4.17	1997 Stacey Zagol	19	1997 ---	--	1997 Stacey Zagol	68
1998	Beth Crimi	.402	1997 Stacey Zagol	1.58	1998 Stacey Zagol	41	1998 Stacey Zagol	2	1998 Stacey Zagol	201
1999	Kristen Dennis	.420	1998 Stacey Zagol	1.55	1999 Stacey Zagol	27	1999 Stacey Zagol	2	1999 Christina Quinn	113
2000	Kristen Dennis	.383	1999 Kristen Dennis	1.64	2000 Stacey Zagol	34	2000 ---	--	2000 Christina Quinn	160
2001	Kristen Dennis	.516	2000 Kristen Dennis	1.84	2001 Kristen Dennis	30	2001 Erin Allinder	2	2001 Kristen Dennis	200
2002	Kristen Dennis	.547	2001 Kristen Dennis	1.31	2002 Kristen Dennis	41	2002 K. Dennis/J. Barstad	1	2002 Kristen Dennis	293
2003	Heather Field	.450	2002 Kristen Dennis	0.97	2003 Christina Grimm	35	2003 Christina Grimm	3	2003 Erin Horn	158
2004	Heather Field	.510	2003 Erin Horn	2.43	2004 Joanna Barstad	39	2004 Joanna Barstad	3	2004 Erin Horn	135
2005	Jenn Wynn	.457	2004 Joanna Barstad	1.98	2005 Erin Horn	38	2005 Erin Horn	2	2005 Erin Horn	193
2006	Amy McKean	.417	2005 Erin Horn	2.26	2006 Erin Horn	37	2006 Coty Tolar	5	2006 Erin Horn	190
2007	Kelly Haller	.497	2006 Erin Horn	2.03	2007 Karla Wilburn	42	2007 Karla Wilburn	2	2007 Coty Tolar	75
2008	Kelly Haller	.446	2007 Karla Wilburn	6.05	2008 Whitney Holstun	37	2008 Whitney Holstun	3	2008 Karla Wilburn	53
2009	Sarah Tacke	.480	2008 Karla Wilburn	3.94	2009 Karla Wilburn	34	2009 ---	--	2009 Karla Wilburn	111
2010	Sarah Tacke	.464	2009 Karla Wilburn	3.13	2010 Melanie Mitchell	49	2010 Melanie Mitchell	1	2010 Melanie Mitchell	295
2011	Stephanie Harris	.418	2010 Melanie Mitchell	2.86	2011 Melanie Mitchell	41	2011 Melanie Mitchell	2	2011 Melanie Mitchell	258
2012	Erica Cipolloni	.454	2011 Melanie Mitchell	3.29	2012 Melanie Mitchell	35	2012 Melanie Mitchell	1	2012 Melanie Mitchell	278
2013	Kristen Hawkins	.391	2012 Melanie Mitchell	1.55	2013 Melanie Mitchell	36	2013 Melanie Mitchell	1	2013 Melanie Mitchell	270
2014	Marcy Bowdren	.347	2013 Melanie Mitchell	2.74	2014 Aimee Chapdelaine	49	2014 ---	--	2014 Aimee Chapdelaine	91
2015	Allison Davis	.458	2014 Aimee Chapdelaine	6.90	2015 Andie Formby	33	2015 ---	--	2015 Andie Formby	102
2016	Allie Arneson	.396	2015 Andie Formby	5.56	2016 Erika Osherow	42	2016 Lacy Smith	2	2016 Erika Osherow	122
2017	Katie Park	.434	2016 Erika Osherow	3.07	2017 Erika Osherow	44	2017 Erika Osherow	1	2017 Erika Osherow	86
			2017 Erika Osherow	4.68						

Bold indicates school record

FIELDING LEADERS

Fielding Pct. (Min 200 Chances)

1980	---	--
1981	---	--
1982	Margaret Lluy	.989
1983	Margaret Lluy	.993
1984	Margaret Lluy	.983
1985	Margaret Lluy	.987
1986	Lisa Palmer	.977
1987	---	--
1988	---	--
1989	Kim Furphy	.986
1990	Krissy Smith	.985
1991	Robin Bergen	.965
1992	Michelle Daly	.984
1993	Michelle Daly	.979
1994	Kelly Ritch	.985
1995	Tanya Spishak	.980
1996	Cristy Chiappe	.938
1997	Cristy Chiappe	.985
1998	Beth Crimi	.991
1999	Kristen Dennis	.986
2000	Britton Gore	.979
2001	Britton Gore	.987
2002	Hannah Owings	.974
2003	Hannah Owings	.985
2004	Hannah Owings	.992
2005	Jenn Wynn	.990
2006	Michelle Salmieri	.996
2007	Kelly Haller	.983
2008	Lauren McCaskey	.987
2009	Sarah Tacke	.979
2010	Alison Pittman	.986
2011	Alison Pittman	1.000
2012	Kristen Hawkins	.980
2013	Kristen Hawkins	.975
2014	Megan Harris	.994
2015	Brittany McNulla	.969
2016	Danni Ingraham	.993
2017	Danni Ingraham	.992

Putouts

1980	---	--
1981	---	--
1982	Margaret Lluy	254
1983	Margaret Lluy	251
1984	Margaret Lluy	320
1985	Margaret Lluy	354
1986	Kim Brower	402
1987	---	--
1988	---	--
1989	Kim Furphy	272
1990	Krissy Smith	238
1991	Robin Bergen	270
1992	Michelle Daly	234
1993	Michelle Daly	264
1994	Eileen Schmidt	333
1995	Kelly Ritch	344
1996	Cristy Chiappe	148
1997	Cristy Chiappe	313
1998	Amy Peay	492
1999	Kristen Dennis	247
2000	Kristen Dennis	266
2001	Britton Gore	363
2002	Hannah Owings	353
2003	Hannah Owings	301
2004	Hannah Owings	432
2005	Jenn Wynn	255
2006	Michelle Salmieri	256
2007	Kelly Haller	339
2008	Lauren McCaskey	344
2009	Sarah Tacke	305
2010	Lauren McCaskey	355
2011	Stephanie Harris	243
2012	Kristen Hawkins	311
2013	Kristen Hawkins	283
2014	Megan Harris	318
2015	Brittany McNulla	244
2016	Danni Ingraham	256
2017	Danni Ingraham	377

Chances

1980	---	--
1981	---	--
1982	Margaret Lluy	365
1983	Margaret Lluy	271
1984	Margaret Lluy	357
1985	Margaret Lluy	382
1986	Kim Brower	402
1987	---	--
1988	---	--
1989	Lisa Palmer	384
1990	Krissy Smith	262
1991	Robin Bergen	318
1992	Michelle Daly	256
1993	Eileen Schmidt	290
1994	Eileen Schmidt	387
1995	Kelly Ritch	382
1996	Cristy Chiappe	210
1997	Cristy Chiappe	333
1998	Amy Peay	517
1999	Kristen Dennis	282
2000	Amy Peay	344
2001	Britton Gore	399
2002	Hannah Owings	388
2003	Hannah Owings	337
2004	Hannah Owings	477
2005	Jenn Wynn	288
2006	Michelle Salmieri	281
2007	Kelly Haller	361
2008	Lauren McCaskey	380
2009	Sarah Tacke	328
2010	Lauren McCaskey	374
2011	Stephanie Harris	304
2012	Kristen Hawkins	357
2013	Kristen Hawkins	324
2014	Megan Harris	324
2015	Brittany McNulla	287
2016	Danni Ingraham	268
2017	Danni Ingraham	396

Assists

1980	---	--
1981	---	--
1982	Marybeth Daucher	85
1983	Marybeth Daucher	67
1984	Kathy Stevenson	120
1985	Marybeth Daucher	133
1986	Lisa Palmer	204
1987	---	--
1988	---	--
1989	Lisa Palmer	221
1990	Kristyn Abel	132
1991	Nancy Gra	80
1992	Donna Thompson	106
1993	Eileen Schmidt	53
1994	Jody Smith	67
1995	Jody Smith	114
1996	Lori Reese	90
1997	Lori Reese	79
1998	Lori Reese	146
1999	Lori Reese	136
2000	Karen Breshears	132
2001	Jill Bumler	150
2002	Heather Field	114
2003	Heather Field	122
2004	Heather Field	153
2005	Sara Larquier	163
2006	Sara Larquier	101
2007	Elea Crockett	102
2008	Abby Snyder	121
2009	Lauren McCaskey	84
2010	Abby Snyder	100
2011	Alex Skinkis	93
2012	A.Skinkis/M. Bowdren	72
2013	Marcy Bowdren	99
2014	Kaitlin Fitzgerald	103
2015	McKall Miller	87
2016	Allie Arneson	128
2017	Madison Labshere	98

Bold indicates school record



YEAR-BY-YEAR TEAM STATS

BATTING

YEAR	AVG	GP-GS	AB	R	H	2B	3B	HR	RBI	TB	SLG%	BB	HBP	SO	GDP	OB%	SF	SH	SB-ATT	PO	A	E	FLD%
1980	.322	31-0	736	220	237	21	6	5	123	285	.387	140	9	67	0	.436	0	39	133-133	0	0	0	.000
1981	.251	47-47	1137	295	285	15	11	9	114	349	.307	212	12	74	0	.374	0	62	83-83	0	0	0	.000
1982	.256	35-35	986	176	252	28	17	8	139	338	.343	123	9	46	0	.343	0	33	43-43	715	350	123	.896
1983	.271	36-0	935	161	253	11	16	1	129	299	.320	78	12	65	0	.335	0	40	36-36	734	297	53	.951
1984	.228	47-0	1198	167	273	30	18	9	0	366	.306	91	0	109	0	.282	0	49	40-40	875	517	97	.935
1985	.281	56-0	1485	247	417	25	33	24	198	580	.391	115	0	94	0	.333	0	50	45-45	1124	500	111	.936
1986	.193	59-59	1424	146	275	24	14	3	121	336	.236	126	0	169	0	.259	0	54	44-65	1156	732	127	.937
1987	.238	39-39	999	95	238	21	8	7	79	296	.296	65	0	91	0	.285	0	0	30-35	695	451	61	.949
1988	.283	56-56	1447	206	409	39	22	7	165	513	.355	147	0	76	0	.349	0	0	29-36	1189	617	76	.960
1989	.287	54-54	1411	196	405	27	16	5	140	479	.339	132	12	85	0	.353	0	126	22-31	1024	572	67	.960
1990	.250	46-46	1238	161	309	18	16	6	143	377	.305	66	7	93	0	.291	0	72	28-36	975	586	76	.954
1991	.252	47-47	1181	163	298	26	9	2	126	348	.295	78	11	103	0	.305	0	51	38-38	710	411	89	.926
1992	.286	43-43	1112	170	318	16	13	17	138	411	.370	75	9	93	0	.334	6	74	39-43	882	449	97	.932
1993	.280	44-44	1201	206	336	21	21	17	175	450	.375	92	14	151	0	.338	0	1	45-54	908	300	62	.951
1994	.274	51-51	1366	212	374	46	21	5	147	477	.349	95	21	127	14	.326	20	77	70-75	1080	315	80	.946
1995	.264	51-51	1320	183	349	49	25	0	134	448	.339	104	13	171	0	.323	7	46	33-39	979	417	75	.949
1996	.283	41-41	1036	154	293	58	10	3	122	380	.367	85	8	127	8	.340	7	40	28-31	764	406	76	.939
1997	.241	33-33	847	78	204	31	5	5	62	260	.307	59	7	95	5	.294	5	22	14-23	674	331	43	.959
1998	.253	66-66	1721	197	435	65	20	4	173	552	.321	113	15	156	12	.304	1	70	64-90	1349	636	103	.951
1999	.254	61-61	1571	208	399	57	12	5	170	495	.315	148	20	190	15	.325	5	82	91-119	1244	564	81	.957
2000	.273	65-65	1735	219	474	87	13	15	186	632	.364	117	25	201	9	.326	11	85	61-81	1330	548	109	.945
2001	.292	69-69	1757	326	513	83	18	29	272	719	.409	219	19	249	6	.374	14	98	96-132	1406	615	94	.956
2002	.280	67-67	1756	278	491	88	15	33	239	708	.403	203	18	318	8	.358	13	65	65-100	1376	533	78	.961
2003	.280	63-63	1572	282	440	88	8	28	236	628	.399	171	30	240	7	.360	8	84	69-96	1234	555	82	.956
2004	.295	64-64	1628	284	480	80	29	34	254	720	.442	182	24	325	4	.372	11	90	83-105	1276	635	80	.960
2005	.267	63-63	1638	231	438	70	23	26	194	632	.386	151	25	341	5	.337	10	64	75-103	1274	601	71	.964
2006	.237	55-55	1400	180	332	48	7	28	152	478	.341	103	37	347	7	.305	8	31	83-110	1118	440	65	.960
2007	.248	56-56	1393	186	346	53	6	25	152	486	.349	134	41	287	11	.331	6	27	54-73	1066	498	85	.948
2008	.238	54-54	1344	172	320	44	8	25	146	455	.339	136	29	301	3	.321	4	58	44-62	1034	493	89	.945
2009	.256	47-47	1137	227	291	32	16	40	202	475	.418	131	28	278	2	.345	8	30	85-95	889	347	63	.952
2010	.255	57-57	1430	230	365	45	17	34	201	546	.382	133	41	280	5	.334	10	38	84-113	1141	423	54	.967
2011	.254	55-55	1398	194	355	48	14	12	155	467	.334	150	26	300	4	.336	8	33	104-128	1077	389	59	.961
2012	.249	51-51	1255	210	313	42	14	29	177	470	.375	159	54	278	5	.357	6	37	98-123	1001	315	57	.958
2013	.236	49-49	1211	176	286	49	5	22	150	411	.339	117	23	250	4	.313	9	27	50-66	961	333	52	.961
2014	.232	51-51	1202	149	279	53	6	24	137	416	.346	82	14	241	10	.288	5	10	40-59	895	398	69	.949
2015	.264	56-56	1453	245	384	68	13	55	226	643	.443	182	19	310	6	.350	17	14	36-55	1078	416	101	.937
2016	.262	51-51	1361	218	356	69	5	48	197	579	.425	136	14	245	15	.333	7	16	56-71	1006	467	104	.934
2017	.278	54-54	1463	231	406	82	11	53	207	669	.457	114	16	214	8	.335	8	15	17-21	1023	457	79	.949

Bold indicates school record



YEAR-BY-YEAR TEAM STATS

PITCHING


YEAR	ERA	W-L	APP	GS	CG	SHO	SV	IP	H	R	ER	BB	SO	2B	3B	HR	BF	BAVG	WP	HBP	BK	SFA	SHA
1980	5.34	19-12	31	0	0	0/0	0	202.0	185	154	154	115	105	0	0	0	0	.190	0	0	0	0	0
1981	4.06	28-19	47	47	0	0/0	0	305.0	218	177	177	0	122	0	0	0	0	.159	0	0	0	0	0
1982	2.94	20-15	35	35	25	4/0	3	295.0	153	150	124	157	110	0	0	0	0	---	0	32	0	0	0
1983	1.80	21-15	36	36	34	8/0	0	241.0	192	98	62	72	111	0	0	0	0	---	7	10	0	0	0
1984	1.38	24-23	47	0	0	0/0	0	324.0	260	0	64	184	106	0	0	0	0	---	5	9	0	0	0
1985	2.74	33-23	56	0	0	0/0	0	337.0	355	0	132	161	123	0	0	0	0	---	12	6	0	0	0
1986	1.48	24-34	59	59	40	16/0	2	397.2	267	140	84	91	271	0	0	0	1639	---	16	18	0	0	0
1987	1.10	19-20	39	39	30	8/0	2	281.0	258	99	44	75	161	0	0	0	0	---	0	0	0	0	0
1988	1.23	37-19	56	56	46	17/0	2	421.0	237	125	74	85	224	0	0	0	0	---	0	0	0	0	17
1989	0.64	42-12	54	54	47	26/0	1	385.0	211	72	35	74	255	21	15	5	1519	---	9	9	0	0	0
1990	1.23	28-18	46	46	29	16/0	1	335.2	226	98	59	81	128	14	19	5	0	.193	3	17	3	0	0
1991	0.94	28-19	47	47	30	15/0	2	349.2	179	85	47	107	217	17	8	3	1242	---	13	8	0	0	0
1992	1.29	29-14	43	43	36	14/0	1	294.0	224	116	54	62	122	14	9	9	0	.199	4	10	0	0	0
1993	1.16	32-12	44	44	40	17/0	0	302.2	169	73	50	115	330	16	7	5	1243	.156	20	11	0	3	31
1994	1.57	33-18	51	51	43	5/0	0	360.1	209	111	81	90	391	23	12	5	382	.155	22	15	0	4	34
1995	2.72	28-23	51	51	37	4/0	0	327.1	298	172	127	124	227	44	16	13	1443	.241	27	17	0	8	55
1996	4.31	13-28	41	41	29	3/0	0	258.1	344	207	159	103	69	51	13	8	1265	.319	19	6	0	9	52
1997	1.62	17-16	33	33	22	6/0	0	224.2	193	82	52	59	150	24	12	2	950	.227	8	6	0	4	31
1998	1.51	38-28	66	66	49	15/0	3	449.2	278	150	97	139	390	40	19	8	1838	.170	12	19	0	2	45
1999	2.08	35-26	61	61	43	12/0	3	414.2	355	172	123	164	306	66	8	16	1803	.226	12	14	0	1	55
2000	2.12	27-38	65	65	37	10/1	0	443.1	394	214	134	155	400	46	19	11	1949	.234	13	15	0	7	81
2001	1.69	52-17	69	69	46	16/1	4	468.2	372	167	113	152	441	59	11	10	2008	.211	24	27	0	3	67
2002	1.68	45-22	67	67	43	15/1	2	458.2	377	158	110	95	407	51	14	13	1878	.219	7	10	0	6	42
2003	3.20	37-26	63	63	34	6/0	4	411.1	427	260	188	207	288	74	10	36	1891	.266	32	17	1	8	54
2004	2.32	38-26	64	64	33	7/1	5	425.1	429	199	141	177	252	79	9	20	1899	.261	27	15	1	10	55
2005	2.55	31-32	63	63	35	8/1	3	424.2	394	203	155	158	346	71	15	18	1862	.241	20	13	0	5	50
2006	2.89	29-26	55	55	18	7/4	10	372.2	324	194	154	150	315	54	8	35	1634	.229	13	19	1	7	44
2007	5.95	17-39	56	56	7	1/1	3	355.1	536	371	302	169	189	102	13	54	0	.344	37	24	1	10	51
2008	5.02	15-39	54	54	18	2/0	4	344.2	474	303	247	110	122	70	10	50	1667	.319	27	20	4	11	42
2009	3.50	25-22	47	47	25	6/2	0	296.1	329	201	148	111	176	43	5	29	1378	.274	31	23	5	7	36
2010	3.28	34-23	57	57	41	10/0	1	380.1	382	202	178	130	354	61	8	43	1685	.259	18	27	7	4	48
2011	4.35	24-31	55	55	35	8/0	2	359.0	416	265	223	139	320	69	7	57	1681	.285	37	34	4	10	37
2012	2.90	26-25	51	51	37	4/1	1	333.2	333	180	138	63	350	46	6	41	1436	.255	25	26	0	11	32
2013	3.58	21-28	49	49	35	4/0	1	320.1	353	209	164	101	312	51	7	41	1450	.278	26	28	0	10	42
2014	7.56	8- 43	51	51	25	2/0	0	298.1	457	390	322	232	125	76	13	55	1605	.348	51	23	0	12	25
2015	6.02	16-40	56	56	24	0/0	0	359.1	531	398	309	216	219	74	15	68	1883	.337	27	34	1	17	40
2016	4.17	18-33	51	51	27	2/0	3	335.1	415	291	200	114	178	65	3	44	1599	.297	45	34	0	15	37
2017	5.28	22-32	54	54	16	2/0	1	341.0	492	312	257	183	151	78	10	45	1733	.332	51	20	0	15	31

Bold indicates school record



HONORS & AWARDS

RETIRED NUMBERS



LISA PALMER

1986-89
Number Retired 1990

22

Established school records in wins (74), innings pitched (861.2) complete games (102), and games started (112) upon her graduation in 1989. Still holds single-season school records for wins (27) shutouts (14) and assists (221). Palmer was the first Virginia player to earn All-Region honors with her second-team selection in 1987. She also earned second-team All-Region accolades in 1988.



KRISTEN DENNIS

1999-02
Number Retired April 9, 2005

21

Graduated as the school record holder with 27 home runs, 58 doubles, 158 RBI, 414 total bases and a .589 slugging percentage. She still holds the school records for doubles and slugging percentage. Dennis, who was also an outstanding pitcher, is the first Virginia player to earn All-America honors twice, as she was a second-team selection in both 2001 and 2002. She was a member of the most successful four-year run in school history including a 52 win season in 2001.

National Rankings

19th 1993
25th 1994

Top ACC Tournament Finishes

1992 Runner-up
1993 Runner-up
1994 Champions
1998 Runner-up
1999 Runner-up
2000 Runner-up
2003 Runner-up

All-America

1994 Eileen Schmidt (3rd)
2001 Kristen Dennis (2nd)
2002 Kristen Dennis (2nd)
2004 Sara Larquier (3rd)

All-Region

1987 Lisa Palmer (2nd)
1988 Lisa Palmer (2nd)
1993 Michelle Collins (2nd)
Eileen Schmidt (HM)
1994 Eileen Schmidt (1st)
1996 Jamie Hahn (2nd)
1999 Kristen Dennis (2nd)
2001 Kristen Dennis (1st)
Ruby Rojas (1st)
Meg Young (2nd)
2002 Kristen Dennis (1st)
Heather Field (2nd)
2004 Sara Larquier (1st)
2005 Jenn Wynn (1st)
Elea Crockett (2nd)
Sara Larquier (2nd)
2007 Kelly Haller (2nd)
2010 Nicole Koren (1st)
Melanie Mitchell (1st)
Sarah Tacke (1st)
2011 Giannina Cipolloni (2nd)
2012 Erica Cipolloni (2nd)
Giannina Cipolloni (2nd)
Melanie Mitchell (2nd)
2013 Melanie Mitchell (1st)
2017 Katie Park (1st)

ACC Rookie of the Year

1999 Kristen Dennis
2000 Ruby Rojas

ACC Player of the Year

1993 Eileen Schmidt
2002 Kristen Dennis
2005 Sara Larquier

ACC Coach of the Year

1994 Peggy Kellers

ACC Tournament MVP

1994 Michelle Collins

ACC 50th Anniversary Team

announced in 2002

Elysa Calderone 1993-96
Michelle Collins 1991, 93-95
Kristen Dennis 1999-02
Jamie Hahn 1993-96
Lisa Palmer 1986-89
Lori Reese 1996-99
Ruby Rojas 2000-03
Eileen Schmidt 1991-94
Meg Young 1998-01
Stacey Zagol 1997-00

All-ACC

1992 Eileen Schmidt
1993 Michelle Collins
Michelle Daly
Eileen Schmidt
1994 Michelle Collins
Eileen Schmidt
Tanya Spishak
Paloma Vanderzanden
1995 Elysa Calderone
Paloma Vanderzanden
1996 Elysa Calderone
Jamie Hahn
1997 Stacey Holmes
1998 Beth Crimi
Lori Reese
Tish Tablan
Stacey Zagol
1999 Karen Breshears
Kristen Dennis
Lori Reese
2000 Kristen Dennis
2001 Kristen Dennis
Ruby Rojas
Meg Young
2002 Kristen Dennis
Ruby Rojas
2003 Sara Larquier
Ruby Rojas
2004 Heather Field
Sara Larquier
Hannah Owings
2005 Sara Larquier (1st)
Jenn Wynn (1st)
Elea Crockett (2nd)
Jessica Taylor (2nd)
2006 Jessica Taylor (2nd)
2007 Kelly Haller (2nd)
2008 Carly Winger (2nd)
2010 Melanie Mitchell (1st)
Nicole Koren (2nd)
Sarah Tacke (2nd)
2011 Stephanie Harris (2nd)
2012 Melanie Mitchell (2nd)
2016 Allison Davis (2nd)
2017 Katie Park (1st)
Kaitlin Fitzgerald (2nd)

ACC All-Tournament Team

1992 Kerry Lewis
Karen Sock
1993 Michelle Collins
Michelle Daly
Kerry Lewis
Eileen Schmidt
1994 Michelle Collins
Eileen Schmidt
Tanya Spishak
1995 Kelly Ritch
1996 Elysa Calderone
Jamie Hahn
1997 Stacy Holmes
1998 Lori Reese
Meg Young
Stacey Zagol
1999 Karen Breshears
Kristen Dennis
Meg Young
2000 Meg Young
Ruby Rojas
Amy Peay
Chrissy Quinn
2001 Meg Young
2002 Kristen Dennis
2003 Heather Field
Erin Horn
Johanna Kaiser
Sara Larquier
Jessica Taylor
2005 Elea Crockett
Jenn Wynn
2011 Marcy Bowdren
Melanie Mitchell



ACC Player of the Week

March 10, 1998 - Meaghan Young
 April 21, 1998 - Beth Crimi
 May 5, 1999 - Meaghan Young
 April 21, 1999 - Lori Reese
 Feb. 23, 1999 - Kristen Dennis
 April 21, 1999 - Lori Reese
 May 5, 1999 - Meaghan Young
 March 14, 2000 - Karen Breshears
 March 14, 2001 - Kristen Dennis
 April 9, 2001 - Ruby Rojas
 April 23, 2001 - Meaghan Young
 Feb. 18, 2002 - Valerie Sevilla
 Feb. 25, 2002 - Kristen Dennis
 March 4, 2002 - Kristen Dennis
 March 19, 2001 - Kristen Dennis
 March 26, 2001 - Meaghan Young
 April 8, 2002 - Kristen Dennis
 April 22, 2002 - Kristen Dennis
 March 26, 2002 - Ruby Rojas
 April 26, 2004 - Heather Field
 April 6, 2005 - Sara Larquier
 May 2, 2005 - Elea Crockett
 Feb. 27, 2006 - Erin Horn
 April 2, 2007 - Kelly Haller
 Feb. 23, 2009 - Nicole Koren
 March 16, 2010 - Sarah Tacke
 March 16, 2010 - Melanie Mitchell
 March 9, 2009 - Sarah Tacke
 March 2, 2009 - Sarah Tacke
 March 30, 2010 - Alex Skinkis
 April 24, 2017 - McKall Miller

ACC Pitcher of the Week

March 31, 1998 - Stacy Zagol
 April 5, 1999 - Chrissy Quinn
 April 6, 1999 - Chrissy Quinn
 March 7, 2000 - Stacey Zagol
 March 19, 2001 - Kristen Dennis
 March 26, 2001 - Kristen Dennis
 March 2, 2009 - Karla Wilburn
 April 20, 2010 - Melanie Mitchell
 April 2, 2013 - Melanie Mitchell
 May 1, 2012 - Melanie Mitchell
 March 13, 2012 - Melanie Mitchell
 April 24, 2017 - Erika Osherow

Academic AWARDS

Academic All-Americans

1985 Jill Browne (2nd Team)
 1985 Margaret Lluy (HM)
 1989 Lisa Palmer (2nd Team)
 1989 Robin Bergen (2nd Team)
 1996 Jamie Hahn (2nd Team)

Academic All-District III

(since 1995)

1995 Jamie Hahn
 1995 Jody Smith
 1996 Jamie Hahn
 1997 Beth Crimi
 1998 Beth Crimi
 2000 Corinne Good
 2000 Amy Peay
 2001 Katie Weinberg
 2002 Kristen Dennis
 2005 Jenn Wynn (2nd Team)
 2006 Jackie Greer (2nd Team)
 2014 Stephanie Harris

All-ACC Academic Team

2006 Elea Crockett
 Jackie Greer
 Erin Horn
 Lindsey Pruess
 Brooke Sorber
 Jessica Taylor
 2007 Brooke Sorber
 2008 Kelly Haller
 Whitney Holstun
 Meghan O' Leary
 Lindsey Preuss
 Karla Wilburn
 2009 Alison Pittman
 Casey Steffan
 Sarah Tacke
 Karla Wilburn
 Carly Winger
 2010 Alison Pittman
 Alex Skinkis
 Abby Snyder
 Taylor Williams
 2011 Stephanie Harris
 Allison Pittman
 Alex Skinkis
 Taylor Williams
 2012 Marcey Bowdren
 Taylor Williams
 2013 Marcy Bowdren
 Megan Harris
 Alex Sinkis
 Heidi Velk
 Taylor Williams
 2014 Marcy Bowdren
 Stephanie Harris
 2015 Megan Harris
 2016 Allison Davis
 Erika Osherow
 2017 Allison Davis
 Erika Osherow



COACHING RECORDS

Year	W-L-T	Pct.	ACC	Pct.	Finish	Home	Away	Neutral	Head Coach
1980	19-14	.576	-	-	-	16-9	3-5	0-0	Mika Long
1981	28-19	.596	-	-	-	13-7	8-6	7-6	Mika Long
2 Years	47-33	.588	-	-	-	29-16	11-11	7-6	Mika Long
1982	20-15	.571	-	-	-	6-8	4-3	10-4	C.L. Ermini
1983	21-15	.583	-	-	-	11-6	6-2	4-7	C.L. Ermini
2 Years	41-30	.577	-	-	-	17-14	10-5	14-11	C.L. Ermini
1984	24-23	.511	-	-	-	9-4	4-6	11-13	Sue Ross
1985	33-23	.623	-	-	-	20-4	6-5	7-14	Sue Ross
1986	24-34	.414	-	-	-	18-13	4-5	2-16	Sue Ross
3 Years	81-80	.503	-	-	-	47-21	14-16	20-43	Sue Ross
1987	18-20-1	.467	-	-	-	6-3-1	7-10	5-7	Terry DeTuro
1988	37-19	.661	-	-	-	19-1	9-7	9-11	Terry DeTuro
1989	42-12	.778	-	-	-	13-0	11-6	18-6	Terry DeTuro
1990	28-18	.608	-	-	-	9-3	9-6	10-9	Terry DeTuro
1991	30-19	.612	-	-	-	15-2	9-7	6-10	Terry DeTuro
1992	29-14	.674	3-2	.660	2nd	14-6	6-3	9-5	Terry DeTuro
6 Years	184-102-1	.642	3-2	.660		76-15	51-39	57-48	Terry DeTuro
1993	32-12	.727	2-4	.333	3rd	9-1	9-8	14-3	Peggy Kellers
1994	33-18	.647	4-6	.400	2nd	6-3	12-5	15-10	Peggy Kellers
1995	28-23	.549	2-4	.333	3rd	12-5	5-8	11-10	Peggy Kellers
1996	14-27	.341	2-6	.286	T-4th	4-10	6-5	4-12	Peggy Kellers
1997	17-16	.515	6-2	.750	2nd	8-2	3-7	6-7	Peggy Kellers
5 Years	124-96	.564	16-22	.432		39-21	35-33	50-42	Peggy Kellers
1998	38-28	.576	3-5	.375	4th	9-8	11-15	18-5	Cheryl Sprangel
1999	35-26	.574	4-4	.500	T-3rd	18-6	4-11	13-9	Cheryl Sprangel
2000	27-38	.415	3-5	.375	T-3rd	12-8	7-13	8-17	Cheryl Sprangel
2001	52-17	.754	4-4	.500	3rd	18-0	13-9	21-8	Cheryl Sprangel
2002	45-22	.672	1-6	.143	5th	14-6	12-4	19-12	Cheryl Sprangel
2003	37-26	.587	3-5	.375	4th	18-6	5-13	14-7	Cheryl Sprangel
2004	38-26	.594	6-4	.600	T-2nd	18-8	11-7	9-11	Cheryl Sprangel
2005	31-32	.492	9-8	.529	3rd	15-9	11-11	5-12	Cheryl Sprangel
8 Years	303-215	.585	33-41	.446		122-51	74-85	107-81	Cheryl Sprangel
2006	29-26	.527	7-13	.350	T-6th	5-7	12-13	12-6	Karen Johns
2007	17-39	.303	1-20	.048	8th	6-12	4-14	7-13	Karen Johns
2 Years	46-65	.414	8-33	.195		11-19	16-27	19-19	Karen Johns
2008	15-39	.277	6-15	.286	8th	5-14	7-16	3-9	Eileen Schmidt
2009	25-22	.532	2-15	.118	8th	13-9	4-8	8-5	Eileen Schmidt
2010	34-23	.596	13-7	.650	2nd	16-5	11-10	7-8	Eileen Schmidt
2011	24-31	.436	5-14	.263	8th	7-14	5-11	12-6	Eileen Schmidt
2012	26-25	.510	8-13	.381	6th	12-8	8-7	6-10	Eileen Schmidt
2013	21-28	.429	4-17	.190	7th	9-10	5-13	7-5	Eileen Schmidt
6 Years	145-168	.463	38-81	.319		62-60	40-65	43-43	Eileen Schmidt
2014	8-43	.157	1-25	.038	11th	6-16	0-19	2-8	Blake Miller
2015	16-40	.286	4-20	.167	11th	10-10	2-16	4-14	Blake Miller
2016	18-33	.353	7-14	.333	T-9th	5-12	7-14	6-7	Blake Miller
3 Years	42-116	.266	12-59	.169		21-38	9-49	12-29	Blake Miller
2017	22-32	.407	9-15	.375	8th	7-10	9-15	6-7	Joanna Hardin
1 Year	22-32	.407	9-15	.375		7-10	9-15	6-7	Joanna Hardin
38 Years	1,035-937-1	.522	119-253	.319		431-265-1	268-343	336-331	



Cheryl Sprangel
Head Coach (1998-2005)
UVA's All-Time Leader in Wins

MOST WINS			
Cheryl Sprangel	1998-05	303-215	.585
Terry DeTuro	1987-92	184-102-1	.642
Eileen Schmidt	2008-13	145-168	.463
Peggy Kellers	1993-97	124-96	.564
Sue Ross	1984-86	81-80	.503
Mika Long	1980-81	47-33	.588
Karen Johns	2006-07	46-65	.414
Blake Miller	2014-16	42-116	.266
C.L. Ermini	1982-83	41-30	.577
Joanna Hardin	2017-	22-32	.407

HIGHEST WIN PERCENTAGE			
Terry DeTuro	1987-92	184-102-1	.642
Mika Long	1980-81	47-33	.588
Cheryl Sprangel	1998-05	303-215	.585
C.L. Ermini	1982-83	41-30	.577
Peggy Kellers	1993-97	124-96	.564
Sue Ross	1984-86	81-80	.503
Eileen Schmidt	2008-13	145-168	.463
Karen Johns	2006-07	46-65	.414
Joanna Hardin	2017-	22-32	.407
Blake Miller	2014-16	42-116	.266

MOST ACC WINS			
Eileen Schmidt	2008-13	38-81	.319
Cheryl Sprangel	1998-05	33-41	.446
Peggy Kellers	1993-97	16-21	.432
Blake Miller	2014-16	12-59	.169
Joanna Hardin	2017-	9-15	.375
Karen Johns	2006-07	8-33	.195

HIGHEST ACC WIN PERCENTAGE			
Cheryl Sprangel	1998-05	33-41	.446
Peggy Kellers	1993-97	16-21	.432
Joanna Hardin	2017-	9-15	.375
Eileen Schmidt	2008-13	38-81	.319
Karen Johns	2006-07	8-33	.195
Blake Miller	2014-16	12-59	.169



ALL-TIME SERIES RECORDS



A&M-Corpus Christi	1-0	Florida Atlantic	0-1	Minnesota	1-2	St. Bonaventure	2-0
Adelphi	2-6	Florida St.	18-79	Mississippi State	0-1	St. John's (NY)	2-0
Akron	4-3	Fordham	3-4	Missouri	2-1	St. Mary's (CA)	1-1
Alabama	0-1	Francis Marion	0-1	Missouri St.	0-3	Stanford	0-3
Appalachian State	2-0	Fresno State	2-6	Morehead State	3-0	Stephen F. Austin	1-1
Arizona	1-3	Frostburg St.	1-1	Mt. St. Mary's	3-0	Stetson	3-0
Arizona State	2-6	Furman	4-4	N.C. Central	1-1	Stony Brook	2-1
Arkansas	2-3	Gardner-Webb	1-0	NYIT	4-0	Syracuse	2-10
Auburn	1-0	George Mason	57-28	Navy	2-0	Temple	8-6
Austin Peay	1-0	George Washington	7-3	Nevada	0-1	Tennessee	2-7
Averett	12-5	Georgetown	2-1	New Mexico	2-4	Tennessee Tech	1-2
BYU	3-3	Georgia State	6-6	Niagara	4-0	Texas A&M	1-3
Ball State	3-0	Georgia Tech	42-38	Nicholls State	3-1	Texas Tech	0-3
Baylor	0-1	Georgian Court	1-0	Norfolk State	4-0	Toledo	2-1
Binghamton	1-0	Gettysburg	0-1	North Carolina	33-84-1	Towson	14-10
Bloomsburg	1-4	Grace (IN)	2-0	North Carolina St.	14-25	Troy	1-1
Boise State	1-0	Hampton	2-0	North Dakota	0-1	Tulsa	0-2
Boston College	13-17	Harvard	2-0	North Dakota State	0-1	UAB	1-0
Boston University	1-0	Hawaii	3-1	North Florida	0-1	UC Davis	0-1
Bowling Green	10-3	Hofstra	7-3	Northern Illinois	1-2	UC Santa Barbara	0-6
Bradley	2-1	Houston	0-1	Northwestern	0-1	UCLA	0-2
Brown	2-0	Houston Baptist	0-0	Northwestern St.	0-1	UCONN	2-3
Campbell	13-6	Howard	0-0	Notre Dame	3-14	UMBC	11-1
Cal Poly	1-1	IUPUI	1-0	Ohio	14-3	UNCG	19-4
Cal St.-Northridge	0-1	Illinois	3-1	Ohio State	1-2	UNCW	15-4
Cal State Fullerton	0-4	Illinois State	1-2	Oklahoma	1-3	UNLV	1-2
California	0-5	Illinois-Chicago	1-4	Oklahoma State	1-5	USC Upstate	1-3
Canisius	10-0	Indiana State	1-3	Ole Miss	1-0	UTEP	2-0
Catholic	1-0	Indiana	1-1	Omaha	1-1	UTSA	0-2
Centenary (LA)	3-0	Iona	0-0	Onondaga CC	2-2	Utah	1-2
Central Michigan	2-3	Iowa	0-5	Oregon	1-4	Utah State	1-0
Charleston (WV)	2-6	Iowa St.	4-5	Oregon State	0-4	Utah Valley	0-1
Charleston So.	3-2	Jacksonville	2-2	Pacific	4-2	VCU	18-2
Charlotte	20-3	Jacksonville State	0-1	Penn State	17-12	Virginia Wesleyan	1-0
Chattanooga	3-1	James Madison	24-20	Pittsburgh	7-6	Vermont	2-0
Cleveland St.	2-0	Kansas	1-0	Portland State	0-2	Villanova	2-3
Coastal Carolina	6-4	Kent State	3-2	Princeton	2-2	Virginia Tech	21-35
Colgate	1-0	Kentucky	0-1	Providence	1-0	Virginia Union	2-0
Colorado State	1-1	LIU	3-0	Purdue	0-2	Washington	0-1
Columbia	2-0	LSU	0-7	Radford	22-17	Wagner	2-0
Concord	1-0	La Salle	2-0	Rhode Island	5-4	West Liberty	1-0
Coppin St.	3-0	La.-Lafayette	1-5	Rider	2-3	Western Carolina	2-0
Creighton	0-1	La.-Monroe	3-0	Roanoke	2-0	Western Illinois	2-1
Davis & Elkins	4-0	Liberty	44-22	Robert Morris	8-1	Western Kentucky	1-2
Dayton	1-0	Lipscomb	0-0	Roger Williams	2-0	Western Michigan	3-5
Delaware	3-1	Lock Haven	1-0	Rutgers	6-7	Wichita St.	1-0
Delaware State	9-2	Long Beach State	1-1	SIUE	1-0	Winthrop	7-5
Detroit	1-0	Longwood	15-18	Sacramento State	3-6	Wisconsin	0-3
Drake	0-1	Louisiana Tech	2-2	Sacred Heart	2-2	Wright State	5-0
Drexel	8-0	Louisville	3-10	Saint Francis (PA)	1-0	Yale	7-0
Duke	0-0	Loyola Chicago	1-0	Saint Joseph's	3-0	Youngstown State	1-1
East Carolina	35-25	Loyola Marymount	0-3	Salisbury	5-1		
East Tennessee State	3-1	Lynchburg	2-0	Sam Houston St.	1-0		
Eastern Conn. St.	1-1	Maine	4-2	Samford	3-0		
Eastern Ky.	1-0	Marist	1-2	San Diego State	5-1		
Eastern Mennonite	6-2	Marshall	5-0	San Jose St.	1-5		
Eastern Michigan	5-5	Mary Washington	9-1	Santa Clara	2-3		
Elon	10-3	Maryland	32-21	Seton Hall	2-3		
Erie CC	5-3	Massachusetts	2-2	Shippensburg	4-0		
Essex CC	1-0	McNeese St.	0-0	South Carolina	5-29		
Evansville	1-0	Memphis	1-0	South Dakota State	1-0		
FIU	0-1	Mercer	2-0	South Florida	6-16		
Fairleigh Dickinson	2-0	Miami (OH)	7-4	Southern	0-0		
Ferrum	5-1	Michigan	2-5	Southern Illinois	4-2		
Florida	0-1	Michigan State	0-4	Southern Mississippi	1-0		
Florida A&M	15-2	Middle Tennessee St.	2-3	Southern Utah	2-2		

Bold indicates 2018 Opponent



SERIES DETAILS



A&M-CORPUS CHRISTI

UVA Lead Series 2-0
H: 0-0 | A: 0-0 | N: 2-0

3/17/00	W, 3-2	N ¹
2/19/16	W, 8-1	N ²

¹Capital Classic (Sacramento, Calif.)
²UTSA Classic (San Antonio, Texas)

ADELPHI

Adelphi Leads Series 6-2
H: 0-0 | A: 0-0 | N: 2-6

4/11/86	L, 1-7	N ¹
4/10/87	L, 1-2	N ¹
4/29/88	L, 0-4	N ¹
4/30/88	L, 4-6	N ¹
3/22/91	L, 1-2	N ²
3/23/91	L, 3-6	N ²
3/13/92	W, 7-0	N ³
3/20/93	W, 3-2	N ⁴

¹Lady Lion Invitational (State College, Pa.)
²San Jose Invitational (San Jose, Calif.)
³South Florida Invitational (Tampa, Fla.)
⁴Lady Seminole Classic (Tallahassee, Fla.)

AKRON

UVA Leads Series 4-3
H: 1-0 | A: 0-0 | N: 3-3

3/19/83	L, 1-5	N ¹
4/10/87	L, 3-4	N ²
2/19/99	W, 12-2	N ³
3/26/99	W, 4-3	H
3/9/03	L, 0-7	N ⁴
3/9/03	W, 2-0	N ⁴
2/17/06	W, 4-2	N ⁵

¹Played in Orlando, Fla.
²Lady Lion Invitational (State College, Pa.)
³Triangle Classic (Raleigh, N.C.)
⁴49er Invitational (Charlotte, N.C.)
⁵Triangle Classic (Chapel Hill, N.C.)

ALABAMA

Alabama Leads Series 1-0
H: 0-0 | A: 0-0 | N: 0-1

3/6/11	L, 0-4	N ¹
--------	--------	----------------

¹ESPN Rise Tournament (Lake Buena Vista, Fla.)

APPALACHIAN STATE

UVA Leads Series 2-0
H: 1-0 | A: 0-0 | N: 1-0

3/10/01	W, 8-2	N ¹
3/1/02	W, 11-2	H

¹UNC-Charlotte 49er Invit. (Charlotte, N.C.)

ARIZONA

Arizona Leads Series 3-1
H: 0-0 | A: 0-2 | N: 1-1

2/22/03	L, 1-13	A
2/17/07	L, 3-12	A
2/21/10	W, 2-1	N ¹
3/26/11	L, 3-9	N ²

¹Judi Garman Invitational (Fullerton, Calif.)
²Cathedral City Classic (Palm Springs, Calif.)

ARIZONA STATE

ASU Leads Series 6-2
H: 0-0 | A: 2-5 | N: 0-1

3/14/87	L, 0-1	N ¹
3/26/94	L, 2-6	A
3/27/94	W, 4-1	A
3/25/95	W, 5-3	A
3/25/95	L, 2-4	A
3/23/96	L, 2-7	A
2/16/08	L, 4-14	A
2/9/17	L, 1-4	A

¹South Florida Tournament (Tampa, Fla.)

ARKANSAS

Arkansas Leads Series 3-2
H: 0-0 | A: 0-2 | N: 2-1

2/25/00	L, 1-7	A
2/25/00	L, 0-2	A
2/9/07	W, 2-1	N ¹
2/11/07	W, 4-1	N ¹
2/21/15	L, 5-6	N ²

¹Tampa, Fla.
²Orlando, Fla.

AUBURN

UVA Leads Series, 1-0
H: 0-0 | A: 0-0 | N: 1-0

3/27/98	W, 2-1	N ¹
---------	--------	----------------

¹Sports Club Classic (Richmond, Va.)

AUSTIN PEAY

UVA Leads Series 1-0
H: 0-0 | A: 0-0 | N: 0-0

4/21/89	W, 3-0	N ¹
---------	--------	----------------

Frost Cutlery Invitational (Chattanooga, Tenn.)

AVERETT

UVA Leads Series 12-5
H: 4-1 | A: 5-3 | N: 3-1

4/1/80	L, 3-8	A
4/1/80	W, 12-9	A
4/12/80	W, 10-3	H ¹
3/26/81	W, 16-3	H
3/26/81	W, 13-1	H
4/22/81	W, 14-0	A
4/22/81	W, 8-3	A
4/24/81	W, 12-2	N ²
3/24/82	L, 3-4	A
3/24/82	L, 1-3	A
4/8-10/82	W, 4-2	N ³
4/14/82	L, 5-6	H
4/14/82	W, 3-0	H
3/24/83	W, 6-0	A
3/24/83	W, 17-7	A
1983	L, 0-1	N ⁴
1983	W, 4-3	N ⁴

¹UVA Invitational (Charlottesville, Va.)
²D.C. Invitational (Washington, D.C.)
³Lady Flame Invitational (Lynchburg, Va.)
⁴Radford Invitational (Radford, Va.)

BALL STATE

UVA Leads Series 3-0
H: 0-0 | A: 0-0 | N: 3-0

3/8/91	W, 8-3	N ¹
3/11/94	W, 2-1	N ²
3/10/95	W, 3-0	N ²

¹South Florida Invitational (Tampa, Fla.)
²South Florida Classic (Tampa, Fla.)

BAYLOR

Baylor Leads Series 1-0
H: 0-0 | A: 0-0 | N: 0-1

3/10/00	vs Baylor	L, 3-5 ¹
---------	-----------	---------------------

¹National Invitational Softball Tournament (Sunnyvale, Calif.)

BINGHAMTON

UVA Leads Series 1-0
H: 1-0 | A: 0-0 | N: 0-0

3/27/04	W, 8-2	H
---------	--------	---

BLOOMSBURG

Bloomsburg Leads Series 4-1
H: 1-3 | A: 0-0 | N: 0-1

3/28/86	L, 0-3	H
3/28/86	L, 3-10	H
3/29/87	L, 0-1	H
3/29/87	W, 3-1	H
4/11/87	L, 2-3	N ¹

¹Lady Lion Invitational (State College, Pa.)

BOISE STATE

UVA Leads Series 1-0
H: 0-0 | A: 0-0 | N: 1-0

2/11/16	W, 12-4	N ¹
---------	---------	----------------

¹Kajikawa Classic (Tempe, Ariz.)

BOSTON COLLEGE

BC Leads Series 17-13
H: 6-9 | A: 7-8 | N: 0-0
ACC: 13-17 | ACCT: 0-0

*4/29/06	L, 0-2	A
*4/29/06	L, 2-5	A
*4/30/06	W, 1-0	A
*3/31/07	L, 6-8	H
*3/31/07	L, 7-8	H

*4/1/07	W, 6-2	H
*4/26/08	L, 2-6	A
*4/26/08	L, 4-6	A
*4/27/08	W, 2-1	A
*4/24/10	W, 13-1	A
*4/24/10	W, 6-4	A
*4/25/10	W, 4-2	A
*3/19/11	L, 3-9	H
*3/19/11	L, 3-11	H
*3/20/11	L, 6-7	H
*3/31/12	W, 7-4	A
*3/31/12	L, 4-10	A
*4/1/12	W, 5-1	A
*3/29/13	W, 3-2	H
*3/29/13	L, 2-3	H
*3/30/13	W, 4-1	H
*4/26/14	L, 1-5	A
*4/26/14	L, 1-9	A
*4/27/14	L, 1-4	A
*4/3/15	L, 7-9	H
*4/3/15	W, 3-1	H
*4/4/15	W, 7-4	H
*3/10/17	L, 0-4	H
*3/10/17	W, 5-4	H
*3/11/17	L, 3-10	H

*ACC Contest

BOSTON UNIVERSITY

UVA Leads Series 1-0
H: 0-0 | A: 0-0 | N: 1-0

12/15/03	W, 10-9	N ¹
----------	---------	----------------

¹Triangle Classic (Raleigh, N.C.)

BOWLING GREEN

UVA Leads Series 10-3
H: 6-1 | A: 0-0 | N: 4-2

3/11/85	L, 0-3	N ¹
3/11/85	W, 2-0	N ¹
3/24/00	L, 0-3	H
3/13/01	W, 5-1	N ²
3/24/01	W, 12-2	H
3/24/01	W, 5-1	H
2/24/02	W, 3-2	N ³
3/13/03	W, 1-0	H
3/16/03	W, 9-2	H
3/16/03	W, 5-3	H
2/25/05	W, 4-0	N ⁴
3/18/05	W, 5-1	H
2/24/06	L, 0-3	N ⁴

¹Played in Columbia, S.C.
²Coastal Carolina Classic (Conway, S.C.)
³Worth/Icebreaker Tournament (Cookeville, Tenn.)
⁴Panera Bread Challenge (Chattanooga, Tenn.)

BRADLEY

UVA Leads Series 2-1
H: 0-0 | A: 0-0 | N: 2-1

2/24/02	W, 2-1	N ¹
2/20/04	W, 6-5	N ²
2/27/05	L, 3-6	N ²

¹Worth/Icebreaker Tournament (Cookeville, Tenn.)
²Panera Bread Challenge (Chattanooga, Tenn.)

BROWN

UVA Leads Series 2-0
H: 2-0 | A: 0-0 | N: 0-0

3/31/04	W, 7-5	H
3/31/04	W, 9-0	H

BYU

BYU Leads Series 3-4
H: 0-0 | A: 0-0 | N: 3-4

2/27/04	W, 3-1	N ¹
2/22/07	W, 7-5	N ²
2/23/08	L, 1-5	N ³
2/12/09	L, 0-8	N ⁴
2/24/11	W, 9-3	N ⁵
2/20/14	L, 0-9	N ⁵
2/5/15	L, 4-5	N ⁶

¹Hyatt Regency Cougar Classic (Houston, Texas)
²Palm Springs Classic (Cathedral City, Calif.)
³Tennessee Classic (Knoxville, Tenn.)
⁴Louisville Slugger Desert Classic (Las Vegas, Nev.)
⁵Mary Nutter Classic (Palm Springs, Calif.)
⁶Kajikawa Classic (Tempe, Ariz.)

CAMPBELL

UVA Leads Series 13-6
H: 6-1 | A: 4-2 | N: 3-3

4/11/91	W, 8-1	H
4/11/91	W, 3-0	H
3/5/92	W, 9-5	A
3/5/92	W, 2-1	A
3/30/95	W, 3-2	H
3/30/95	W, 5-4	H
2/14/98	W, 4-1	N ¹
2/14/98	L, 2-7	N ¹
2/20/99	W, 4-3	N ²
4/12/00	L, 2-3	H
4/12/00	W, 5-0	H
3/27/01	W, 9-0	A
3/27/01	W, 5-4	A
2/14/03	W, 13-4	N ²
3/20/04	W, 11-2	H
3/9/05	L, 2-4	N ³
2/11/11	L, 2-7	A
2/8/13	L, 0-8	A
2/22/15	L, 2-5	N ⁴

¹Played in Greensboro, N.C.
²Triangle Classic (Raleigh, N.C.)
³Hawaiian Airlines Spring Flight Tournament (Honolulu, Hawaii)
⁴Citrus Classic (Orlando, Fla.)

CAL POLY

Series Tied 1-1
H: 0-0 | A: 0-0 | N: 1-1

2/27/99	L, 3-4	N ¹
2/28/99	W, 3-2	N ¹

¹UCSB/Easton Invitational (Santa Barbara, Calif.)

CAL ST.-NORTHRIDGE

CSN Leads Series 1-0
H: 0-0 | A: 0-0 | N: 0-1

3/9/06	L, 4-5	N ¹
--------	--------	----------------

¹LMU Tournament (Los Angeles, Calif.)

CAL STATE FULLERTON

CSF Leads Series 4-0
H: 0-0 | A: 0-3 | N: 0-1

2/26/98	L, 0-1	A
3/1/98	L, 0-2	A
3/7/06	L, 0-5	A
2/23/07	L, 0-10	N ¹

¹Palm Springs Classic (Cathedral City, Calif.)

CALIFORNIA

Cal Leads Series 5-0
H: 0-0 | A: 0-0 | N: 0-5

3/21/91	L, 0-8	N ¹
2/19/00	L, 1-6	N ²
3/16/00	L, 5-6	N ³
3/8/02	L, 1-7	N ⁴
3/12/04	L, 0-8	N ⁵

¹San Jose Invitational (San Jose, Calif.)
²UNLV Classic (Las Vegas, Nev.)
³Capital Classic (Sacramento, Calif.)
⁴National Invitational Softball Tournament (Pleasanton, Calif.)
⁵National Invitational Softball Tournament (Sunnyvale, Calif.)

CANISIUS

UVA Leads Series 10-0
H: 8-0 | A: 0-0 | N: 2-0

4/7/83	W, 18-0	N ¹
4/9/85	W, 1-0	H
4/9/85	W, 4-2	H
4/2/86	W, 6-1	H
4/2/86	W, 12-0	H
3/30/88	W, 4-3	H
3/28/89	W, 2-0	H
3/28/89	W, 2-0	H
3/30/91	W, 8-0	H
2/11/12	W, 7-2	N ²

¹Liberty Invitational (Lynchburg, Va.)
²East Carolina Pirate Invitational (Greenville, N.C.)

CATHOLIC

UVA Leads Series 1-0
H: 0-0 | A: 1-0 | N: 0-0

4/24/81	W, 10-9	A
---------	---------	---

CENTENARY (LA)

UVA Leads Series 3-0
H: 0-0 | A: 0-0 | N: 3-0

4/14/95	W, 9-1	N ¹
4/6/01	W, 12-4	N ²
4/7/01	W, 8-2	N ²

¹Frost Cutlery Classic (Chattanooga, Tenn.)
²Lady Vol Spring Invit. (Knoxville, Tenn.)

CENTRAL MICHIGAN

CMU leads series 3-2
H: 0-0 | A: 0-0 | N: 2-3

3/11/89	W, 5-2	N ¹
3/11/90	L, 5-6	N ¹
3/22/96	L, 0-2	N ²
3/7/97	W, 3-1	N ³
3/10/00	L, 3-5	N ⁴

¹South Florida Tournament (Tampa, Fla.)
²Played in Tempe, Ariz.
³Speedline Tournament (Tampa, Fla.)
⁴National Invitational Softball Tournament (Sunnyvale, Calif.)

CHARLESTON (WV)

Charleston leads Series 6-2
H: 1-3 | A: 0-2 | N: 1-1

4/8/80	L, 1-4	H
4/8/80	W, 3-1	H
3/28/81	L, 0-5	H
4/7/82	L, 0-5	H
4/8-10/82	W, 7-3	N ¹
1984	L, 6-13	N ¹
1984	L, 3-5	A
1984	L, 2-6	A

¹Lady Flame Invitational (Lynchburg, Va.)

CHARLESTON SOUTHERN

UVA Leads Series 3-2
H: 1-1 | A: 2-1 | N: 0-0

3/15/90	W, 3-0	A
3/15/90	W, 10-0	A
3/27/91	W, 3-0	H
3/27/91	L, 0-2	H
2/17/17	L, 3-4	A

CHARLOTTE

UVA Leads Series 20-3
H: 9-0 | A: 9-2 | N: 2-1

3/25/88	W, 3-1	N ¹
3/19/89	W, 4-3	N ²
4/2/89	W, 4-0	H
3/17/90	L, 8-9	N ²
3/27/92	W, 2-0	H
3/28/92	W, 10-0	H
2/26/94	W, 4-1	A
2/26/94	W, 4-0	A
3/4/95	W, 9-0	H
3/5/95	W, 14-5	H
2/23/96	W, 6-0	A
2/23/9		



SERIES DETAILS

CHATTANOOGA		
UVA Leads Series 3-1		
H: 0-0 A: 3-1 N: 0-0		
4/14/95	W, 5-4	A
2/22/04	W, 9-1	A
2/26/05	L, 0-11	A
2/25/06	W, 2-0	A

CLEVELAND STATE		
UVA Leads Series 2-0		
H: 2-0 A: 0-0 N: 0-0		
3/26/98	W, 2-0	H
3/26/98	W, 5-3	H

COASTAL CAROLINA		
UVA Leads Series 6-4		
H: 0-0 A: 2-4 N: 4-0		
3/19/89	W, 2-0	N ¹
4/9/93	W, 6-0	N ²
4/8/94	W, 5-0	N ³
4/8/95	W, 6-1	A
4/9/95	L, 1-4	A
3/12/01	W, 12-1	A
3/3/03	L, 0-2	A
3/3/03	L, 0-8	A
3/1/08	W, 9-5	N ⁴
2/15/14	L, 1-9	A

¹Lady Pirate Invitational (Greenville, N.C.)
²Tar Heel Invitational (Chapel Hill, N.C.)
³Played in Chapel Hill, N.C.
⁴JU Invitational (Jacksonville, Fla.)

COLGATE		
UVA Leads Series 1-0		
H: 1-0 A: 0-0 N: 0-0		
2/25/12	W, 13-2	H

COLORADO STATE		
Series Tied 1-1		
H: 0-0 A: 0-0 N: 1-1		
3/23/90	L, 1-2	N ¹
2/23/13	W, 7-1	N ²

¹National Invitational Softball Tournament (San Jose, Calif.)
²Mary Nutter Collegiate Classic (Palm Springs, Calif.)

COLUMBIA		
UVA Leads Series 2-0		
H: 2-0 A: 0-0 N: 0-0		
3/6/10	W, 9-3	H
3/7/10	W, 8-0	H

CONCORD		
UVA Leads Series 1-0		
H: 0-0 A: 0-0 N: 1-0		
1984	W, 9-0	N ¹

¹Spring Training Tournament (Columbia, S.C.)

COPPIN STATE		
UVA Leads Series 3-0		
H: 2-0 A: 9-2 N: 1-0		
3/30/96	W, 27-1	H
3/31/96	W, 11-0	H
2/26/17	W, 8-1	N ¹

¹East Carolina Pirate Classic (Greenville, N.C.)

CREIGHTON		
Creighton Leads Series 1-0		
H: 0-0 A: 0-0 N: 0-1		
3/22/91	L, 0-4	N ¹

¹San Jose Invitational (San Jose, Calif.)

DAVIS & ELKINS		
UVA Leads Series 4-0		
H: 4-0 A: 0-0 N: 0-0		
4/12/89	W, 6-0	H
4/12/89	W, 5-0	H
4/25/90	W, 12-0	H
4/25/90	W, 7-1	H

DAYTON		
UVA Leads Series 1-0		
H: 0-0 A: 0-0 N: 1-0		
3/21/98	vs Dayton W, 6-1	¹ Winthrop Invitational (Rock Hill, S.C.)

DELAWARE		
UVA Leads Series 1-0		
H: 3-0 A: 0-0 N: 0-1		
5/2/81	L, 0-7	N ¹
4/1/89	W, 6-2	H
3/30/91	W, 6-0	H
3/3/00	W, 4-1	H

¹Navy Tournament (Annapolis, Md.)

DELAWARE STATE		
UVA Leads Series 9-2		
H: 8-2 A: 0-0 N: 1-0		

3/6/10	W, 7-0	H
3/7/10	W, 9-0	H
4/13/11	W, 2-0	H
4/13/11	L, 3-5	H
4/10/13	W, 9-1	H
4/10/13	W, 10-1	H
4/9/14	W, 8-0	H
4/9/14	W, 2-0	H
2/13/15	W, 14-1	N ¹
3/20/15	L, 3-15	H
3/21/15	W, 8-7	H

¹Eagle Challenge (Apex, N.C.)

DETROIT		
UVA Leads Series 1-0		
H: 0-0 A: 0-0 N: 1-0		
4/28/89	W, 4-1	N ¹

¹Lady Lion Invitational (State College, Pa.)

DRAKE		
Drake Leads Series 1-0		
H: 0-0 A: 0-0 N: 0-1		
2/21/03	L, 4-9	N ¹

¹Worth Invitational (Tucson, Ariz.)

DREXEL		
UVA Leads Series 8-0		
H: 4-0 A: 0-0 N: 4-0		
3/2/01	W, 8-4	H
3/2/01	W, 1-0	H
3/22/02	W, 11-2	H
3/22/02	W, 2-0	H
2/12/11	W, 4-3	N ¹
2/12/11	W, 6-0	N ¹
2/10/12	W, 5-2	N ²
2/11/12	W, 14-0	N ²

¹Campbell Hampton Inn Tournament (Bues Creek, N.C.)
²East Carolina Pirate Invitational (Greenville, N.C.)

EAST CAROLINA		
UVA Leads Series 35-25		
H: 20-4 A: 8-13 N: 7-8		

4/14/84	L, 2-4	N ¹
4/17/84	W, 2-0	H
4/17/84	W, 3-2	H
4/21/84	L, 1-2	A
4/5/85	W, 10-8	A
4/5/85	L, 1-2	A
4/20/85	L, 2-7	A
4/20/85	W, 12-9	A
4/24/85	W, 5-3	H
4/24/85	W, 3-2	H
4/15/86	L, 0-1	A
4/15/86	W, 2-0	A
4/22/86	L, 1-3	H
4/22/86	W, 2-1	H
4/23/87	L, 3-4	A
4/23/87	L, 5-6	A
3/11/88	L, 0-2	N ²
4/8/88	W, 3-0	H
4/26/88	L, 3-5	H
4/26/88	W, 2-0	H
3/19/89	L, 0-2	A
4/2/89	W, 3-2	H
4/26/89	W, 5-4	H

4/21/90	L, 1-4	N ³
4/27/91	W, 3-0	A
4/27/91	W, 1-0	A
3/7/92	L, 3-6	A
3/7/93	W, 7-3	H
3/7/93	W, 4-2	H
4/11/93	L, 2-4	N ⁴
3/12/94	L, 3-5	N ⁵
4/9/94	W, 8-1	N ⁶
4/30/94	W, 6-4	H
4/26/97	L, 2-3	H
4/26/97	W, 8-5	H
3/6/98	W, 6-1	H
3/7/98	L, 4-5	H
3/7/98	W, 7-3	H
3/27/98	W, 9-2	N ⁷
3/28/98	W, 9-0	N ⁷
4/26/00	W, 6-5	H
4/26/00	W, 3-2	H
3/12/01	W, 14-6	N ⁸
3/14/01	L, 0-4	N ⁸
3/18/01	W, 10-5	N ⁹
4/1/01	W, 2-1	A
4/12/01	L, 5-6	A
2/17/02	W, 1-0	N ¹⁰
3/29/03	W, 5-1	N ¹¹
4/2/03	W, 6-1	H
4/2/03	W, 6-5	H
2/13/04	L, 2-6	N ¹⁰
3/18/05	W, 3-2	H
3/6/07	L, 3-4	A
3/6/07	L, 1-7	A
2/18/11	L, 0-3	A
2/10/12	W, 3-1	A
2/12/16	L, 1-9	N ¹²
2/24/17	L, 1-10	A
2/25/17	W, 7-3	A

¹Lady Flames Invitational (Lynchburg, Va.)
²South Florida Invitational (Tampa, Fla.)
³Frost Cutlery Invitational (Chattanooga, Tenn.)
⁴Tar Heel Invitational (Chapel Hill, N.C.)
⁵South Florida Classic (Tampa, Fla.)
⁶Played in Chapel Hill, N.C.
⁷Sports Club Classic (Richmond, Va.)
⁸Coastal Carolina Classic (Conway, S.C.)
⁹Winthrop Invitational (Rock Hill, S.C.)
¹⁰Triangle Classic (Raleigh, N.C.)
¹¹Tar Heel Invitational (Chapel Hill, N.C.)
¹²Kajikawa Classic (Tempe, Ariz.)

EAST TENNESSEE STATE		
UVA Leads Series 3-1		
H: 0-0 A: 0-0 N: 3-1		

2/11/05	L, 1-3	N ¹
2/26/06	W, 3-2	N ²
2/17/17	W, 11-3	N ³
2/18/17	W, 9-0	N ³

¹Triangle Classic (Chapel Hill, N.C.)
²Panera Bread Challenge (Chattanooga, Tenn.)
³Buccaneer Invitational (Charleston, S.C.)

EASTERN CONN. ST.		
Series Tied 1-1		
H: 1-1 A: 0-0 N: 0-0		

3/23/82	L, 3-8	H
3/9/84	W, 7-0	H

EASTERN KENTUCKY		
UVA Leads Series 1-0		
H: 1-0 A: 0-0 N: 0-0		

3/5/00	W, 7-1	H
--------	--------	---

EASTERN MENNONITE		
UVA Leads Series 6-2		
H: 4-1 A: 2-0 N: 0-1		

4/16/80	W, 7-2	A
4/16/80	W, 25-3	A
4/23/80	W, 6-5	H
4/23/81	W, 13-0	H
4/23/81	W, 12-3	H
4/21/83	L, 2-4	H
4/21/83	W, 5-1	H
1983	L, 2-5	N ¹

¹Radford Invitational (Radford, Va.)

EASTERN MICHIGAN		
Series Tied 5-5		
H: 2-1 A: 0-0 N: 3-4		

3/15/86	L, 2-3	N ¹
3/5/89	W, 6-4	N ²
3/5/89	L, 1-3	N ²
3/9/90	L, 3-4	N ³
3/12/93	W, 4-0	N ³
2/26/98	W, 4-1	N ³
3/3/99	W, 5-2	H
3/4/99	W, 3-1	H
3/5/99	L, 3-6	H
2/7/14	L, 1-3	N ⁴

¹South Florida Invitational (Tampa, Fla.)
²Played in Tallahassee, Fla.
³Easton Showcase Tournament (Fullerton, Calif.)
⁴USC Upstate Tournament (Spartanburg, S.C.)

ELON		
UVA Leads Series 10-3		
H: 4-0 A: 5-2 N: 1-1		

4/8/99	W, 4-1	H
4/8/99	W, 9-1	H
4/7/00	W, 13-1	A
4/7/00	W, 11-0	A
2/17/01	W, 4-1	N ¹
4/18/01	W, 4-0	H
4/18/01	W, 11-4	H
4/18/02	W, 8-2	A
4/18/02	W, 7-1	A
2/14/10	L, 8-10	A
2/22/15	L, 6-8	N ²
2/19/17	L, 4-6	A
2/19/17	W, 7-5	A

¹UNC Triangle Classic (Raleigh, N.C.)
²Citrus Classic (Orlando, Fla.)

ERIE CC		
UVA Leads Series 5-3		
H: 5-3 A: 0-0 N: 0-0		

4/3/80	L, 0-8	H
4/3/80	W, 3-2	H
4/4/80	L, 2-13	H
4/4/80	W, 12-8	H
4/6/82	L, 0-3	H
4/6/82	W, 9-8	H
4/6/83	W, 6-2	H
4/6/83	W, 8-2	H

ESSEX CC		
UVA Leads Series 1-0		
H: 0-0 A: 0-0 N: 1-0		

4/25/81	W, 6-5	N ¹
---------	--------	----------------

¹D.C. Metro Tournament (Washington, D.C.)

EVANSVILLE		
UVA Leads Series 1-0		
H: 0-0 A: 0-0 N: 1-0		

3/4/06	W, 5-3	N ¹
--------	--------	----------------

¹Buzz Classic (Marietta, Ga.)

FAIRLEIGH DICKINSON		
UVA Leads Series 2-0		
H: 0-0 A: 0-0 N: 2-0		

1984	W, 9-5	N ¹
1984	W, 10-4	N ¹

¹Spring Training Tournament (Columbia, S.C.)

FERRUM		
UVA Leads Series 5-1		
H: 2-1 A: 2-0 N: 1-0		

4/17/80	W, 10-8	H
4/17/80	L, 2-7	H
3/28/81	W, 12-1	H
4/1/81	W, 11-3	A
4/1/81	W, 22-4	A
3/27/82	W, 7-3	N ¹

¹Liberty Baptist Round Robin (Lynchburg, Va.)

FLORIDA		
Florida Leads Series 1-0		
H: 0-0 A: 13-2 N: 0-1		

3/7/97	L, 0-1	N ¹
--------	--------	----------------

¹Speedline Tournament (Tampa, Fla.)



SERIES DETAILS

5/16/99	L, 0-3	A ³
4/30/00	W, 4-2	A
5/1/00	L, 1-3	A ³
5/1/00	L, 0-2	A ³
*5/3/00	L, 2-3	H
*5/3/00	L, 2-6	H
*4/28/01	L, 0-8	A
*4/28/01	L, 2-10	A
*4/30/02	L, 0-4	H
*4/30/02	L, 3-6	H
*4/26/03	L, 0-5	A
*4/26/03	L, 1-12	A
5/9/03	L, 1-10	A ³
5/11/03	L, 2-10	A ³
*4/17/04	L, 0-1	H
*4/17/04	W, 5-4	H
*4/23/05	L, 3-5	A
*4/23/05	L, 0-4	A
*4/24/05	L, 2-3	A
*4/9/06	W, 1-0	H
*4/9/06	L, 5-8	H
*4/21/07	L, 2-8	A
*4/21/07	L, 2-4	A
*4/22/07	L, 0-8 (5)	A
*3/14/08	L, 1-9	H
*3/14/08	L, 3-8	H
*3/15/08	L, 1-5	H
*5/1/10	W, 2-1	H
*5/1/10	L, 6-9	H
*5/2/10	L, 1-2	H
*4/9/11	L, 0-8	A
*4/9/11	W, 2-1	A
*4/10/11	L, 1-6	A
5/14/11	L, 5-12	N ⁶
*3/24/12	L, 0-5	H
*3/24/12	L, 0-2	H
*3/25/12	L, 1-3	H
*4/14/13	L, 2-3	A
*4/14/13	L, 2-10	A
*4/15/13	L, 0-2	A
*3/8/14	W, 11-9	H
*3/8/14	L, 0-8	H
*3/9/14	L, 0-15	H
*4/18/15	L, 1-9	A
*4/18/15	L, 0-8	A
*4/19/15	L, 0-8	A
*3/24/17	L, 1-13	H
*3/25/17	L, 0-8	H
*3/26/17	L, 0-10	H
5/11/17	L, 0-16	N ⁷

¹ South Florida Invitational (Tampa, Fla.)
² Frost Cutlery Invitational (Chattanooga, Tenn.)
³ ACC Tournament (Tallahassee, Fla.)
⁴ Tar Heel Invitational (Chapel Hill, N.C.)
⁵ Played in Chapel Hill, N.C.
⁶ ACC Tournament (Atlanta, Ga.)
⁷ ACC Tournament (Chapel Hill, N.C.)

FIU		
FIU Leads Series 0-1		
H: 0-0 A: 0-0 N: 0-1		
4/9/00	L, 0-4	N ¹
¹ Tar Heel Invitational (Chapel Hill, N.C.)		

FORDHAM		
Fordham Leads Series 4-3		
H: 1-3 A: 0-0 N: 2-1		
2/18/00	W, 5-4	N ¹
3/13/11	L, 4-8	H
3/14/11	L, 1-9	H
2/17/12	L, 1-2	N ²
2/18/12	W, 6-4	N ²
3/20/14	W, 9-2	H
3/20/14	L, 2-8	H
¹ UNLV Classic (Las Vegas, Nev.)		
² East Carolina Pirate Clash (Greenville, N.C.)		

FRANCIS MARION		
FM Leads Series 1-0		
H: 0-0 A: 0-0 N: 0-1		
4/8-10/82	L, 1-7	N ¹
¹ Lady Flame Invitational (Lynchburg, Va.)		

FRESNO STATE		
Fresno St. Leads Series 6-2		
H: 0-0 A: 1-1 N: 1-5		
3/13/99	L, 1-4	N ¹
3/9/04	L, 1-3	A
3/9/04	W, 9-3	A
2/24/07	W, 10-9	N ²
3/19/10	L, 0-1	N ³
2/25/11	L, 1-4	N ⁴
3/15/12	L, 0-1	N ⁵
2/22/14	L, 10-11	N ⁶
¹ Florida State Invitational (Tallahassee, Fla.)		
² Palm Springs Classic (Cathedral City, Calif.)		
³ Judi Garman Invitational (Fullerton, Calif.)		
⁴ Cathedral City Classic (Palm Springs, Calif.)		
⁵ Judi Garman Classic (Fullerton, Calif.)		
⁶ Mary Nutter Classic (Palm Springs, Calif.)		

FROSTBURG STATE		
Series Tied 1-1		
H: 0-0 A: 0-0 N: 1-1		
4/26/81	L, 0-5	N ¹
4/26/81	W, 6-3	N ¹
¹ D.C. Invitational (Washington, D.C.)		

FURMAN		
Series Tied 4-4		
H: 1-0 A: 2-4 N: 1-0		
4/4/86	W, 8-6	H
4/24/87	L, 0-2	A
4/23/88	L, 0-1	A
4/23/88	L, 1-2	A
4/9/89	L, 0-1	A
4/9/89	W, 2-1	A
4/22/89	W, 6-4	N ¹
2/28/16	W, 9-1	A
¹ Frost Cutlery Invitational (Chattanooga, Tenn.)		

GARDNER-WEBB		
UVA Leads Series 1-0		
H: 1-0 A: 2-4 N: 1-0		
2/17/06	W, 2-0	N ¹
¹ Triangle Classic (Chapel Hill, N.C.)		

GEORGE MASON		
UVA Leads Series 57-28		
H: 26-14 A: 23-10 N: 8-4		
4/13/80	W, 8-2	H
4/21/80	L, 0-12	A
4/21/80	L, 3-12	A
3/29/81	L, 1-12	A
3/29/81	W, 10-6	A
4/4/81	W, 1-0	H
4/4/81	L, 1-4	H
4/16-18/82	W, 7-4 (13)	N ¹
4/18/82	W, 1-0	N ¹
4/29/82	L, 2-7	N ²
4/1-2/83	L, 0-7	H
4/1-2/83	L, 1-3	H
4/19/83	L, 7-9	A
4/19/83	L, 0-4	A
4/11/84	L, 1-4	A
4/11/84	W, 12-11	A
4/25/84	L, 2-8	H
1984	W, 12-11	H
3/27/85	L, 0-2	A
3/27/85	W, 2-0	A
4/23/85	L, 3-8	H
4/23/85	L, 2-4	H
4/5/86	L, 0-7	H
4/6/86	W, 1-0	H
4/6/86	L, 0-6	H
4/9/86	L, 3-5	H
4/9/86	W, 1-0	H
4/23/86	L, 5-6	H
4/23/86	L, 0-2	H
3/21/87	W, 1-0	A
3/21/87	W, 5-1	A
4/17/87	W, 4-0	N ³
3/25/88	W, 4-3	A
3/26/88	W, 10-0	A
3/26/88	W, 5-1	A

GEORGE WASHINGTON		
UVA Leads Series 7-3		
H: 2-1 A: 3-1 N: 2-1		
4/20/05	W, 9-7	A
4/20/05	W, 7-0	A
2/26/10	W, 9-1	N ¹
2/27/10	W, 6-0	N ¹
3/20/13	W, 2-1	H
2/21/15	L, 9-16	N ²
3/25/15	L, 2-5	H
3/9/16	W, 4-3	A
3/9/16	L, 2-5	A
4/26/17	W, 8-0	H
¹ Cavalier Invitational (Newport News, Va.)		
² Citrus Classic (Orlando, Fla.)		

GEORGETOWN		
UVA Leads Series 2-1		
H: 2-1 A: 0-0 N: 0-0		
3/20/08	L, 0-4	H
3/24/11	W, 8-4	H
4/18/17	W, 7-6	H

3/29/88	W, 4-3	H
3/29/88	W, 4-1	H
4/8/88	W, 2-0	H
4/9/88	W, 4-2	H
4/29/88	W, 2-1	N ⁴
4/30/88	L, 0-1	N ⁴
4/15/89	W, 3-2	N ⁵
4/15/89	W, 4-1	N ⁵
4/29/89	L, 0-1	N ⁶
3/1/90	L, 0-3	H
3/1/90	W, 2-0	H
3/18/90	L, 0-1	N ⁷
4/12/90	W, 6-2	A
4/12/90	W, 2-0	A
4/3/91	L, 2-3	A
4/3/91	W, 3-1	A
4/24/91	W, 10-0	H
4/27/91	W, 3-0	H
3/7/92	W, 2-1	N ⁸
4/8/92	W, 2-0	H
4/8/92	W, 8-0	H
4/22/93	W, 2-0	H
4/22/93	W, 13-0	H
4/5/94	W, 8-0	A
4/5/94	W, 9-1	A
4/9/94	W, 16-2	N ⁹
4/29/95	W, 1-0	H
4/27/96	W, 17-4	H
4/27/96	W, 7-3	H
3/29/98	W, 2-0	A
3/29/98	W, 3-1	A
4/14/99	W, 6-0	H
4/14/99	W, 9-0	H
4/3/01	W, 9-0	A
4/3/01	W, 5-0	A
3/28/06	W, 2-1	A
3/28/06	W, 7-4	A
4/25/07	W, 3-2	H
4/25/07	W, 9-1 (5)	H
3/26/08	W, 5-3	H
3/26/08	W, 6-2	H
5/1/12	W, 5-1	H
4/3/13	W, 8-0	A
4/3/13	W, 15-3	A
3/27/14	L, 6-17	H
3/27/14	L, 5-15	H
3/11/15	W, 10-9	A
3/11/15	L, 7-8	A
4/5/17	L, 2-6	A
4/5/17	W, 7-2	A

¹ D.C. Metro Tournament (Washington, D.C.)
² Virginia State College Tournament (Roanoke, Va.)
³ Carolina Pride Invitational (Chapel Hill, N.C.)
⁴ Penn State Invitational (State College, Pa.)
⁵ Played at Madison High School (Madison, Va.)
⁶ Lady Lion Invitational (State College, Pa.)
⁷ East Carolina Tournament (Greenville, N.C.)
⁸ East Carolina Invitational (Greenville, N.C.)
⁹ Played in Chapel Hill, N.C.

GEORGETOWN		
UVA Leads Series 2-1		
H: 2-1 A: 0-0 N: 0-0		
3/20/08	L, 0-4	H
3/24/11	W, 8-4	H
4/18/17	W, 7-6	H

GEORGETOWN		
UVA Leads Series 2-1		
H: 2-1 A: 0-0 N: 0-0		
3/20/08	L, 0-4	H
3/24/11	W, 8-4	H
4/18/17	W, 7-6	H

GEORGIA STATE		
Series Tied 6-6		
H: 1-0 A: 4-3 N: 1-3		
4/12/85	L, 6-8 (5)	N ¹
4/25/86	L, 2-4	N ²
3/18/88	L, 2-6	N ³
2/25/89	W, 5-0	A
2/25/89	W, 4-2	A
4/1/89	W, 7-0	H
3/4/90	L, 1-2	A
4/24/93	W, 8-1	A
4/2/93	L, 3-4	A
4/15/95	W, 8-5	N ⁴
3/29/02	L, 3-9	A
3/29/02	W, 3-2	A
¹ Liberty Baptist Invitational (Lynchburg, Va.)		
² South Carolina Invitational (Columbia, S.C.)		
³ Florida State Tournament (Tallahassee, Fla.)		
⁴ Frost Cutlery Classic (Chattanooga, Tenn.)		

GEORGIA TECH		
UVA Leads Series 42-38		
H: 12-14 A: 20-17 N: 10-7		
ACC: 27-30 ACC T: 8-9		
2/25/89	W, 9-0	A
2/25/89	W, 4-0	A
3/3/90	W, 2-0	A
3/3/90	W, 5-0	A
4/17/92	W, 10-3	N ¹
*4/25/93	W, 6-0	A
*4/25/93	W, 10-1	A
*2/27/94	W, 2-0	A
*2/27/94	W, 1-0	A
*3/22/95	L, 2-9	H
*3/22/95	W, 2-1	H
4/21/95	L, 1-3	N ¹
4/22/95	L, 4-7	N ¹
*3/16/96	L, 2-5	A
*3/16/96	L, 4-5	A
4/19/96	W, 3-2	N ²
*4/11/97	W, 4-0	H
*4/11/97	W, 3-2	H
4/18/97	L, 2-7	A
*4/11/98	L, 3-5	A
*4/11/98	L, 0-2	A
4/23/98	W, 3-1	N ¹
*4/11/99	W, 2-0	H
*4/11/99	W, 6-4	H
p5/14/99	W, 4-0	N ¹
*4/15/00	W, 4-2	A
*4/15/00	W, 4-1	A
4/29/00	W, 7-6	N ¹
*4/14/01	W, 2-1	H
*4/14/01	W, 1-0	H
5/12/01	W, 3-2	N ²
3/9/02	W, 6-4	N ⁴
*3/31/02	L, 1-5	A
*3/31/02	L, 1-3	A
4/6/02	W, 1-0	N ⁵
4/7/02	W, 10-5	N ⁵
*4/5/03	W, 6-1	H
*4/5/03	L, 0-2	H
5/10/03	W, 4-3	N ¹
*4/10/04	W, 2-0	A
*4/10/04	L, 0-2	A
5/15/04	L, 1-4	N ¹
*4/3/05	L, 0-3	H
*4/3/05	W, 6-4	H
5/14/05	L, 0-3	N ⁶
*3/25/06	L, 2-10	A
*3/25/06	L, 4-7	A
*3/25/06	W, 5-4	A
5/12/06	L, 2-11	N ⁷
*4/27/07	L, 3-12 (5)	H
*4/27/07	L, 0-15 (5)	H
*4/28/07	L, 10-11	H
*3/5/08	W, 8-3	A
*3/5/08	W, 2-1	A
*3/6/08	L, 3-6	A
5/9/08	L, 3-5	N ⁶
*4/10/10	L, 2-5	A

* ACC Contest
¹ ACC Tournament (Tallahassee, Fla.)
² ACC Tournament (Raleigh, N.C.)
³ ACC Tournament (Atlanta, Ga.)
⁴ National Invitational Softball Tournament (Pleasanton, Calif.)
⁵ Played in Chapel Hill, N.C.
⁶ ACC Tournament (College Park, Md.)
⁷ ACC Tournament (Chapel Hill, N.C.)

GEORGIAN COURT		
UVA Leads Series 1-0		
H: 1-0 A: 0-0 N: 0-0		
3/6/92	W, 8-2	H

GETTYSBURG		
GB Leads Series 1-0		
H: 0-1 A: 0-0 N: 0-0		
4/1-2/83	L, 1-2	H

GRACE (IN)		
UVA Leads Series 2-0		
H: 2-0 A: 0-0 N: 0-0		
4/4/91	W, 8-0	H
4/4/91	W, 4-0	H

HAMPTON		
UVA Leads Series 2-0		
H: 0-0 A: 2-0 N: 0-0		
4/14/10	W, 5-0	A
4/14/10	W, 5-3	A

HARVARD		
UVA Leads Series 2-0		
H: 2-0 A: 0-0 N: 0-0		
3/28/00	W, 4-0	H
3/28/00	W, 8-0	H

HAWAII		
UVA Leads Series 3-1		
H: 0-0		



SERIES DETAILS

HOFSTRA

UVA Leads Series 7-3			
H:	A:	N:	
3/28/91	W, 3-2	H	
3/28/91	L, 0-1	H	
3/30/91	W, 2-1	H	
4/10/93	W, 3-2	N ¹	
3/9/97	L, 0-3	N ²	
4/6/99	W, 4-3	H	
4/6/99	W, 4-3	H	
2/19/11	W, 2-0	N ³	
2/20/11	L, 1-2	N ³	
2/18/12	W, 7-2	N ⁴	

¹Tar Heel Invitational (Chapel Hill, N.C.)
²Speedline Tournament (Tampa, Fla.)
³East Carolina Pirate Classic (Greenville, N.C.)
⁴East Carolina Pirate Clash (Greenville, N.C.)

HOUSTON

HOU Leads Series 1-0			
H:	A:	N:	
2/28/04	L, 1-4	A	

IUPUI

UVA Leads Series 1-0			
H:	A:	N:	
3/15/02	W, 10-1	N ¹	

¹Capital Classic Tournament (Sacramento, Calif.)

ILLINOIS

UVA Leads Series 3-1			
H:	A:	N:	
3/13/01	L, 0-5	N ¹	
3/14/01	W, 4-0	N ¹	
3/18/01	W, 6-1	N ²	
2/17/02	W, 1-0	N ³	

¹Coastal Carolina Classic (Conway, S.C.)
²Winthrop Invitational. (Rock Hill, S.C.)
³Triangle Classic (Raleigh, N.C.)

ILLINOIS STATE

ISU Leads Series 2-1			
H:	A:	N:	
3/9/91	L, 0-1	N ¹	
3/18/94	L, 1-5	N ²	
3/5/11	W, 3-0 (8)	N ³	

¹South Florida Invitational (Tampa, Fla.)
²Lady Seminole Classic (Tallahassee, Fla.)
³ESPN Rise Tournament (Lake Buena Vista, Fla.)

ILLINOIS-CHICAGO

IC Leads Series 4-1			
H:	A:	N:	
3/15/92	L, 2-5	N ¹	
3/19/93	W, 2-1	N ²	
3/17/94	L, 4-5	N ²	
3/8/97	L, 0-2	N ³	
2/21/99	L, 2-14	N ⁴	

¹South Florida Invitational (Tampa, Fla.)
²Lady Seminole Classic (Tallahassee, Fla.)
³Speedline Tournament (Tampa, Fla.)
⁴Triangle Classic (Raleigh, N.C.)

INDIANA STATE

IC Leads Series 3-1			
H:	A:	N:	
1984	L, 0-11	N ¹	
1984	L, 3-4	N ¹	
3/12/97	W, 6-1	N ²	
3/12/97	L, 4-6	N ²	

¹Spring Training Tournament (Columbia, S.C.)
²Speedline Tournament (Tampa, Fla.)

INDIANA

Series Tied 1-1			
H:	A:	N:	
3/11/95	W, 6-1	N ¹	
2/16/01	L, 2-5	N ²	

¹South Florida Classic (Tampa, Fla.)
²Triangle Classic (Raleigh, N.C.)

IOWA

Iowa Leads Series 0-5			
H:	A:	N:	
3/23/90	L, 1-2	N ¹	
3/9/91	L, 0-2	N ²	
3/8/96	L, 3-8	N ²	
3/7/97	L, 0-8	N ³	
3/16/12	L, 0-2	N ⁴	

¹National Invitational Softball Tournament (San Jose, Calif.)
²South Florida Invitational (Tampa, Fla.)
³Speedline Tournament (Tampa, Fla.)
⁴Judi Garman Classic (Fullerton, Calif.)

IOWA STATE

Iowa St. Leads Series 4-5			
H:	A:	N:	
3/10/86	L, 1-6	N ¹	
3/12/86	L, 7-9	N ¹	
3/11/89	W, 3-2	N ²	
3/10/90	W, 7-6	N ²	
3/14/93	W, 6-0	N ³	
3/11/97	L, 0-2	N ⁴	
3/11/97	W, 3-0	N ⁴	
3/15/99	L, 4-6	N ⁵	
3/15/99	L, 1-2	N ⁵	

¹Played in Orlando, Fla.
²South Florida Tournament (Tampa, Fla.)
³South Florida Classic (Tampa, Fla.)
⁴Speedline Tournament (Tampa, Fla.)
⁵Florida State Invitational (Tallahassee, Fla.)

JACKSONVILLE

Series Tied 2-2			
H:	A:	N:	
3/4/07	L, 2-10 (5)	A	
3/4/07	W, 8-4	A	
3/1/08	W, 8-3	A	
3/2/08	L, 3-4	A	

JACKSONVILLE STATE

JSU Leads Series 1-0			
H:	A:	N:	
2/20/15	L, 2-6	N ¹	

¹Citrus Classic (Orlando, Fla.)

JAMES MADISON

UVA Leads Series 24-20			
H:	A:	N:	
3/26/80	L, 3-9	H	
3/26/80	L, 1-5	H	
4/12/80	L, 4-9	H	
4/13/80	W, 8-1	H	
4/13/80	L, 6-11	H	
4/8/81	L, 3-5	A	
4/8/81	W, 15-11	A	
4/25/81	W, 5-2	N ¹	
4/27/81	L, 2-5	H	
4/27/81	L, 0-6	H	
4/9/82	W, 5-1	N ²	
4/16-18/82	W, 5-4	N ³	
1982	L, 8-9	H	
4/12/83	W, 5-1	H	
4/12/83	W, 10-0	H	
4/16/85	W, 7-3	H	
4/16/85	W, 4-2	H	
4/24/02	L, 2-3	H	
4/24/02	W, 9-1	H	
3/22/03	W, 3-2	H	
4/23/03	W, 8-3	A	
4/23/03	W, 12-3	A	
2/14/04	W, 3-2	N ⁴	
4/21/04	W, 9-1	H	
4/21/04	W, 11-4	H	
3/30/05	L, 0-1	A	
3/30/05	W, 1-0	A	
4/12/06	W, 4-0	H	
4/12/06	W, 4-3	H	
3/28/07	W, 6-5	A	
3/12/08	L, 0-4	H	
3/12/08	W, 2-1	H	
3/31/10	W, 5-4	A	
4/6/11	W, 6-0	H	
3/13/13	L, 2-3	H	

3/13/13	L, 2-10	H	
4/22/14	L, 1-3	H	
4/22/14	L, 2-5	H	
3/18/15	L, 1-9	A	
3/18/15	L, 2-10	A	
3/30/16	L, 0-1	H	
3/30/16	L, 0-2	H	
4/4/17	L, 1-9	A	
4/4/17	W, 5-4	A	

¹D.C. Invitational (Washington, D.C.)
²Lady Flame Invitational (Lynchburg, Va.)
³D.C. Metro Tournament (Washington, D.C.)
⁴Triangle Classic (Raleigh, N.C.)

KANSAS

UVA Leads Series 1-0			
H:	A:	N:	
3/14/99	W, 3-2	N ¹	

¹Florida State Invitational (Tallahassee, Fla.)

KENT STATE

UVA Leads Series 3-2			
H:	A:	N:	
4/17/87	W, 6-4	N ¹	
3/22/98	W, 1-0	N ²	
2/20/05	L, 3-8	N ³	
2/26/05	L, 0-8	N ⁴	
2/18/11	W, 8-0	N ⁵	

¹Carolina Pride Invitational (Chapel Hill, N.C.)
²Winthrop Invitational (Rock Hill, S.C.)
³Holiday Inn Green & White (Charlotte, N.C.)
⁴Frost Classic (Chattanooga, Tenn.)
⁵East Carolina Pirate Classic (Greenville, N.C.)

KENTUCKY

UK Leads Series 1-0			
H:	A:	N:	
2/25/05	L, 7-10	N ¹	

⁴Frost Classic (Chattanooga, Tenn.)

LIU-BROOKLYN

UK Leads Series 1-0			
H:	A:	N:	
2/16/01	W, 5-2	N ¹	
3/16/02	W, 4-1	N ²	
3/5/11	W, 9-4	N ³	

¹UNC Triangle Classic (Raleigh, N.C.)
²Capital Classic Tournament (Sacramento, Calif.)
³ESPN Rise Tournament (Lake Buena Vista, Fla.)

LSU

LSU Leads Series 7-0			
H:	A:	N:	
3/9/98	L, 2-8	A	
3/9/98	L, 4-5	A	
3/22/98	L, 2-8	N ¹	
2/19/10	L, 0-3	A	
2/21/10	L, 0-8	A	
22/15/13	L, 2-7	A	
2/16/13	L, 0-4	A	

¹Winthrop Invitational (Rock Hill, S.C.)

LaSALLE

UVA Leads Series 2-0			
H:	A:	N:	
3/20/04	W, 7-2	H	
2/27/16	W, 6-3	N ¹	

¹Spartan Classic (Greenville, S.C.)

LOUISIANA-LAFAYETTE

ULL Leads Series 5-1			
H:	A:	N:	
3/15/86	L, 1-2	N ¹	
4/16/95	L, 0-9	N ²	
3/10/98	L, 1-3	A	
3/10/98	L, 0-4	A	
3/18/10	W, 10-4	N ³	
3/4/11	L, 1-9	N ⁴	

¹South Florida Invitational (Tampa, Fla.)
²Frost Cutlery Classic (Chattanooga, Tenn.)
³Judi Garman Invitational (Fullerton, Calif.)
⁴ESPN Rise Tournament (Lake Buena Vista, Fla.)

LOUISIANA-MONROE

ULL Leads Series 5-1			
H:	A:	N:	
3/12/98	W, 6-1	A	
3/12/98	W, 4-1	A	
2/22/08	W, 6-3		

¹Tennessee Classic (Knoxville, Tenn.)

LIBERTY

UVA Leads Series 44-22			
H:	A:	N:	
4/2/80	W, 7-0	H	
4/2/80	W, 11-1	H	
4/12/80	W, 9-4	H	
4/22/80	W, 6-5	H	
4/22/80	L, 4-7	H	
4/7/81	W, 5-3	H	
4/7/81	L, 5-8	H	
4/10/81	L, 3-5	A	
4/29/81	W, 5-1	A	
4/29/81	L, 3-4	A	
3/27/82	L, 3-8	A	
4/2/82	L, 3-8	H	
4/29/82	L, 1-6	N ¹	
3/26/83	L, 0-1	H	
3/26/83	L, 1-4	H	
4/26/83	W, 5-4	A	
4/26/83	W, 9-3	A	
1984	W, 7-4	N ²	
3/31/84	W, 7-5	A	
4/21/84	L, 1-3	N ³	
4/27/84	L, 0-4	N ⁴	
4/28/84	W, 9-3	N ⁴	
5/1/84	W, 6-2	H	
5/1/84	L, 2-4	H	
3/26/85	W, 13-2	H	
3/26/85	W, 5-4	H	
3/30/85	W, 17-1	A	
4/26/85	W, 10-1	H	
4/26/97	W, 2-0	H	
3/24/98	L, 0-2	A	
3/24/98	L, 0-1	A	
3/28/98	W, 3-0	N ⁵	
4/28/99	W, 3-0	H	
4/28/99	W, 9-1	H	
3/23/01	W, 9-0	H	
3/23/01	W, 2-1	H	
4/17/01	W, 8-4	A	
4/17/01	W, 6-2	A	
3/8/03	W, 7-2	N ⁶	
4/15/03	W, 5-2	H	
4/15/03	W, 3-2	H	
2/13/04	W, 5-0	N ⁷	
4/20/04	W, 8-0	A	
4/20/04	W, 11-3	A	
4/13/05	W, 4-1	H	
4/13/05	W, 6-2	H	
4/4/06	L, 2-5	A	
4/4/06	W, 13-3	A	
4/9/08	W, 7-6	A	
4/9/08	L, 6-9	A	
3/24/10	W, 4-0	H	
3/24/10	L, 4-6	H	
5/3/11	L, 0-8	A	
5/3/11	W, 3-2	A	
4/25/12	W, 6-5	H	
4/25/12	W, 7-1	H	
4/24/13	W, 7-3	A	
4/24/13	W, 7-6	A	
4/23/14	W, 3-1	H	
4/23/14	W, 13-3	H	
4/22/15	L, 2-3	A	

4/22/15	W, 4-2	A	
4/20/16	L, 0-1	H	
4/20/16	W, 9-7	H	
4/11/17	L, 0-4	A	
4/12/17	L, 0-3	H	

¹Virginia State College Tournament (Roanoke, Va.)
²Spring Training Tournament (Columbia, S.C.)
³East Carolina Round Robin (Greenville, Va.)
⁴University of Charleston Invitational (Charleston, WV.)
⁵Sports Club Classic (Richmond, Va.)
⁶99er Invitational (Charlotte, N.C.)
⁷Triangle Classic (Raleigh, N.C.)

LOCK HAVEN

UVA Leads Series 1-0			
H:	A:	N:	
3/27/82	W, 7-5	N ¹	

¹Liberty Baptist Round Robin (Lynchburg, Va.)

LONG BEACH STATE

Series Tied 1-1			
H:	A:	N:	

2/28/98	L, 0-4	N ¹	
3/8/06			

LOUISVILLE			
LOU Leads Series 10-3			
H: 0-3 A: 1-5 N: 2-2			
ACC: 1-8			
2/23/02	W, 6-0	N ¹	
5/21/10	W, 1-0	N ²	
5/22/10	L, 4-7	N ²	
2/17/12	L, 1-2	N ³	
*3/14/15	L, 0-5	A	
*3/14/15	L, 4-5	A	
*3/15/15	L, 5-7	A	
*3/18/16	L, 0-2	H	
*3/18/16	L, 2-7	H	
*3/19/16	L, 1-2	H	
*4/28/17	L, 5-7	A	
*4/29/17	L, 3-11	A	
*4/30/17	W, 7-3	A	

¹Worth/Icebreaker Tournament (Cookeville, Tenn.)
²NCAA Tournament (Knoxville, Tenn.)
³East Carolina Pirate Clash (Greenville, N.C.)

LOYOLA-CHICAGO			
UVA Leads Series 1-0			
H: 0-0 A: 0-0 N: 1-0			
3/7/06	W, 9-1	N ¹	

⁴Fullerton Round Robin (Fullerton, Calif.)

LOYOLA-MARYMOUNT			
UVA Leads Series 3-0			
H: 0-0 A: 3-0 N: 0-0			
2/22/01	L, 0-4	A	
2/22/01	L, 3-4	A	
3/9/06	L, 1-2	A	

LYNCHBURG			
Lynchburg Leads Series 2-0			
H: 2-0 A: 0-0 N: 0-0			
1980	W, 10-0	H	
1980	W, 27-0	H	

MAINE			
UVA Leads Series 4-2			
H: 2-0 A: 0-0 N: 2-2			
3/10/86	W, 1-0	N ¹	
3/12/86	L, 1-2	N ¹	
3/14/87	L, 0-2	N ²	
4/1/90	W, 4-0	H	
4/1/90	W, 6-0	H	
2/26/06	W, 1-0	N ³	

¹Played in Orlando, Fla.
²South Florida Tournament (Tampa, Fla.)
³Panera Bread Challenge (Chattanooga, Tenn.)

MARIST			
Marist Leads Series 2-1			
H: 1-1 A: 0-0 N: 0-1			
2/20/15	L, 4-6	N ¹	
3/21/15	W, 9-8	H	
3/22/15	L, 1-4	H	

¹Citrus Classic (Orlando, Fla.)

MARSHALL			
UVA Leads Series 5-0			
H: 3-0 A: 0-0 N: 2-0			
4/9/81	W, 7-1	N ¹	
3/12/96	W, 6-5	N ²	
3/28/99	W, 6-2	H	
4/2/02	W, 7-3	H	
4/2/02	W, 3-1	H	

¹Liberty Baptist Tournament (Lynchburg, Va.)
²South Florida Tournament (Tampa, Fla.)

MARY WASHINGTON			
UVA Leads Series 9-1			
H: 5-1 A: 2-0 N: 2-0			
3/13/80	W, 12-10	H	
3/13/80	W, 8-2	H	
4/10/81	W, 8-1	N ¹	
3/31/82	W, 7-0	A	
3/31/82	W, 5-0	A	
4/24/82	L, 4-11	H	
4/24/82	W, 7-2	H	
1983	W, 1-0	N ²	
4/7/93	W, 10-0	H	
4/7/93	W, 6-0	H	

¹Liberty Baptist Tournament (Lynchburg, Va.)
²Radford Invitational (Radford, Va.)

MARYLAND			
UVA Leads Series 32-21			
H: 9-7 A: 15-11 N: 8-3			
ACC: 21-18 ACCT: 7-4			
4/21/82	W, 8-5	A	
4/21/82	W, 7-5	A	
4/21/95	W, 8-0	N ¹	
*4/10/96	W, 2-1	A	
*4/10/96	W, 5-3	A	
4/18/96	W, 2-1	N ²	
*4/8/97	W, 3-0	H	
*4/8/97	W, 4-0	H	
4/18/97	L, 3-4	N ³	
*4/14/98	L, 7-8	A	
*4/14/98	W, 5-4	A	
*4/24/99	L, 2-5	H	
*4/24/99	W, 1-0	H	
5/14/99	W, 1-0	N ⁴	
5/16/99	W, 3-1	N ⁴	
*4/22/00	L, 3-5	A	
*4/22/00	W, 2-0	A	
*4/22/01	W, 3-2	H	
*4/22/01	W, 5-1	H	
5/12/01	L, 1-3	N ²	
4/6/02	W, 7-5	N ⁵	
*4/21/02	W, 3-2	A	
5/11/02	W, 4-1	N ⁴	
*4/19/03	W, 3-0	H	
*4/19/03	W, 5-1	H	
5/9/03	W, 4-0	N ⁴	
5/10/03	W, 6-3	N ⁴	
*4/25/04	W, 6-1	A	
*4/25/04	W, 11-3	A	
5/14/04	L, 3-5	N ⁴	
*4/9/05	W, 2-1	H	
*4/9/05	L, 0-1	H	
*4/10/05	W, 2-0	H	
5/12/05	W, 5-4	A ⁶	
*4/15/06	W, 2-1	A	
*4/15/06	W, 4-1	A	
*4/16/06	L, 0-1	A	
*3/24/07	L, 1-15 (6)	H	
*3/24/07	L, 3-8	H	
*3/25/07	L, 1-11 (6)	H	
*4/19/08	W, 5-4	A	
*4/19/08	L, 1-6	A	
*4/20/08	L, 0-2	A	
*3/14/10	W, 5-3	A	
*3/14/10	W, 3-1	A	
*3/26/11	L, 0-13	H	
*3/26/11	L, 0-7	H	
*4/14/12	L, 1-3	A	
*4/14/12	L, 5-6	A	
*4/15/12	L, 0-8	A	
*3/23/13	L, 5-6	A	
*3/23/13	L, 6-9	A	
*3/24/13	L, 5-6	A	

¹ACC Tournament (Tallahassee, Fla.)
²ACC Tournament (Raleigh, N.C.)
³ACC Tournament (Atlanta, Ga.)
⁴ACC Tournament (Tallahassee, Fla.)
⁵Played in Chapel Hill, N.C.
⁶ACC Tournament (College Park, Md.)

MASSACHUSETTS			
Series Tied 2-2			
H: 1-0 A: 2-0 N: 1-2			
3/16/86	L, 0-5	N ¹	
3/18/88	W, 2-1	N ²	
3/24/90	L, 3-6	H	
3/4/95	W, 9-0	H	

¹South Florida Invitational (Tampa, Fla.)
²Florida State Tournament (Tallahassee, Fla.)

MEMPHIS			
UVA Leads Series 1-0			
H: 0-0 A: 0-0 N: 1-0			
2/15/13	W, 2-0	N ¹	

¹Purple & Gold Challenge (Baton Rouge, La.)

MERCER			
UVA Leads Series 2-0			
H: 2-0 A: 0-0 N: 0-0			
3/21/90	W, 3-0	H	
3/21/90	W, 4-0	H	

MIAMI (OH)			
UVA Leads Series 7-4			
H: 2-0 A: 0-0 N: 7-4			
3/16/86	L, 0-3	N ¹	
3/4/90	W, 2-0	N ²	
3/14/92	W, 8-6	N ¹	
3/21/92	W, 1-0	N ³	
3/15/93	W, 5-3	N ⁴	
3/15/93	W, 5-0	N ⁴	
3/12/99	W, 6-0	N ³	
3/8/02	L, 0-1	N ⁵	
3/16/02	L, 1-3	N ⁶	
2/22/04	W, 4-3	N ⁷	
2/24/06	L, 7-9	N ⁸	

¹South Florida Invitational (Tampa, Fla.)
²Georgia State Round Robin Invitational (Atlanta, Ga.)
³Florida State Invitational (Tallahassee, Fla.)
⁴South Florida Classic (Tampa, Fla.)
⁵National Invitational Softball Tournament (Pleasanton, Calif.)
⁶Capital Classic Tournament (Sacramento, Calif.)
⁷Sonic Challenge (Chattanooga, Tenn.)
⁸Panera Bread Challenge (Chattanooga, Tenn.)

MICHIGAN			
UM Leads Series 2-5			
H: 0-0 A: 0-0 N: 2-5			
3/9/90	L, 5-6	N ¹	
3/12/94	W, 4-0	N ²	
3/3/07	L, 0-8 (6)	N ³	
3/4/07	L, 0-8	N ³	
2/19/10	L, 0-13	N ⁴	
2/20/10	W, 2-1	N ⁴	
3/3/12	L, 1-7	N ⁵	

¹South Florida Tournament (Tampa, Fla.)
²South Florida Classic (Tampa, Fla.)
³JU Invitational (Jacksonville, Fla.)
⁴LSU Tiger Classic (Baton Rouge, La.)
⁵Citrus Classic (Lake Buena Vista, Fla.)

MICHIGAN STATE			
MSU Leads Series 4-0			
H: 0-0 A: 0-0 N: 0-4			
3/15/96	L, 2-12	N ¹	
3/15/96	L, 1-8	N ¹	
2/28/03	L, 2-3	N ²	
3/2/03	L, 0-11	N ²	

¹Played at Georgia Tech (Atlanta, Ga.)
²Cougar Classic (Mt. Pleasant, S.C.)

MIDDLE TENNESSEE STATE			
MTSU Leads Series 3-2			
H: 0-0 A: 0-0 N: 2-3			
2/23/02	L, 1-4	N ¹	
3/14/02	W, 8-0	N ²	
3/17/02	L, 4-5	N ²	
2/16/07	W, 11-10	N ³	
2/18/07	L, 2-11	N ³	

¹Worth/Icebreaker Tournament (Cookeville, Tenn.)
²Capital Classic Tournament (Sacramento, Calif.)
³Worth Wildcat Invitational (Tucson, Ariz.)

MINNESOTA			
MINN Leads Series 2-1			
H: 0-0 A: 0-0 N: 1-2			
2/20/99	L, 0-1	N ¹	
2/18/01	W, 2-1	N ²	
2/16/02	L, 1-4	N ³	

¹Triangle Classic (Raleigh, N.C.)
²UNC Triangle Classic (Raleigh, N.C.)

MISSISSIPPI STATE			
MSU Leads Series 1-0			
H: 0-0 A: 0-0 N: 0-1			
2/29/04	L, 0-5	N ¹	

¹Hyatt Regency Cougar Classic (Houston, Texas)

MISSOURI			
UVA Leads Series 2-1			
H: 0-0 A: 0-0 N: 2-1			
3/12/89	W, 2-0	N ¹	
2/26/00	L, 3-5	N ²	
2/26/00	W, 7-6	N ²	

¹South Florida Tournament (Tampa, Fla.)
²Morning News Invitational (Fayetteville, Ark.)

MISSOURI STATE			
MSU Leads Series 3-0			
H: 0-0 A: 0-0 N: 0-3			
3/11/86	L, 0-7	N ¹	
3/11/86	L, 1-4	N ¹	
3/18/94	L, 0-5	N ²	

¹Played in Orlando, Fla.
²Lady Seminole Classic (Tallahassee, Fla.)

MOREHEAD STATE			
UVA Leads Series 3-0			
H: 1-0 A: 0-0 N: 2-0			
1984	W, 8-6	N ¹	
1984	W, 12-2	N ²	
3/1/02	W, 16-4	H	

¹University of Charleston Invitational (Charleston, W.V.)

MOUNT ST. MARY'S			
UVA Leads Series 3-0			
H: 2-0 A: 0-0 N: 1-0			
3/11/01	W, 8-0	N ¹	
4/27/05	W, 16-0	H	
4/27/05	W, 6-1	H	

¹UNC-Charlotte 49er Invit. (Charlotte, N.C.)

NC CENTRAL			
Series Tied 1-1			
H: 0-0 A: 0-0 N: 1-1			
2/7/14	W, 8-1	N ¹	
2/14/15	L, 4-5	N ²	

¹USC Upstate Tournament (Spartanburg, S.C.)
²Eagle Challenge (Apex, N.C.)

NYIT			
UVA Leads Series 4-0			
H: 4-0 A: 0-0 N: 0-0			
4/3/85	W, 4-1	H	
4/3/85	W, 8-0	H	
4/26/85	W, 9-0	H	
4/18/86	W, 9-1	H	

NAVY			
UVA Leads Series 2-0			
H: 2-0 A: 0-0 N: 0-0			
4/15/81	W, 11-0	H	
4/15/81	W, 7-3	H	

NEVADA			
Nevada Leads Series 1-0			
H: 0-0 A: 0-0 N: 0-1			
3/10/05	L, 6-7	N ¹	

¹Hawaiian Airlines Spring Fling Tournament (Honolulu, Hawaii)

MINNESOTA			
NM Leads Series 4-2			
H: 0-0 A: 0-0 N: 2-4			
3/24/90	W, 8-5	N ¹	
3/24/95	W, 7-6	N ²	
3/23/96	L, 2-8	N ²	
3/24/96	L, 0-4	N ²	
3/19/99	L, 0-2	N ³	
2/21/03	L, 2-11	N ⁴	

¹National Invitational Softball Tournament (San Jose, Calif.)
²Played in Tempe, Ariz.
³Played in Tampa, Fla.
⁴Worth Invitational (Tucson, Ariz.)

NIAGARA			
UVA Leads Series 4-0			
H: 4-0 A: 0-0 N: 0-0			
4/1-2/83	W, 2-1	H	
4/1-2/83	W, 6-1	H	
4/4/83	W, 5-0	H	
4/4/83	W, 3-0	H	

NICHOLLS STATE			
UVA Leads Series 3-1			
H: 0-0 A: 0-0 N: 3-1			
3/10/89	W, 5-0	N ¹	
4/22/89	W, 5-0	N ²	
4/19/91	L, 0-4	N ²	
2/17/13	W, 4-3	N ³	

¹South Florida Tournament (Tampa, Fla.)
²Frost Cutlery Invitational (Chattanooga, Tenn.)
³Purple & Gold Challenge (Baton Rouge, La.)

NORFOLK STATE			
UVA Leads Series 4-0			
H: 4-0 A: 0-0 N: 0-0			
4/16/88	W, 10-0	H	
4/16/88	W, 11-1	H	
3/10/10	W, 9-1	H	
3/10/10	W, 3-2	H	

NORTH CAROLINA			
UVA Leads Series 33-84-1			
H: 10-29-1 A: 14-39 N: 9-16			
ACC: 14-49 ACCT: 7-8			



SERIES DETAILS

*4/23/92	W, 2-0	H	*4/1/17	L, 1-12	A
*4/12/93	L, 0-1	A	*4/2/17	L, 7-8	A
*4/12/93	L, 3-5	A	*ACC Contest		
4/16/93	W, 1-0	N ⁷	^1 Liberty Baptist Classic (Lynchburg, Va.)		
*4/8/94	L, 3-4	A	^2 Lady Flames Invitational (Lynchburg, Va.)		
4/22/94	W, 2-1	N ⁷	^3 East Carolina Round Robin (Greenville, Va.)		
*4/27/94	L, 2-3	A	^4 South Carolina Invitational (Columbia, S.C.)		
*4/27/94	W, 5-4	A	^5 South Florida Invitational (Tampa, Fla.)		
*4/1/95	L, 3-8	H	^6 Frost Cutlery Invitational (Chattanooga, Tenn.)		
*4/2/95	W, 3-1	H	^7 ACC Tournament (Tallahassee, Fla.)		
4/22/95	W, 5-4	N ⁷	^8 ACC Tournament (Raleigh, N.C.)		
*4/3/96	L, 3-13	H	^9 ACC Tournament (Chapel Hill, N.C.)		
*4/3/96	L, 1-9	H	^10 ACC Tournament (College Park, Md.)		
4/20/96	L, 0-8	N ⁸	NC STATE		
*3/28/97	W, 3-1	A	NCST Leads Series 25-14		
*3/28/97	L, 0-2	A	H: 11-11 A: 3-12 N: 0-2		
3/29/97	L, 0-3	A	ACC: 13-22 ACCT: 0-1		
*4/3/98	L, 0-2	H	3/26/04	W, 5-4	H
*4/3/98	L, 0-3	H	3/28/04	L, 2-3	H
4/23/98	W, 2-1	N ⁷	*4/24/04	W, 5-4	H
4/25/98	W, 6-0	N ⁷	*4/24/04	W, 6-2	H
3/5/99	L, 1-9	H	*3/26/05	W, 7-6	A
*4/3/99	L, 2-4	A	*3/26/05	W, 8-0	A
*4/4/99	W, 4-3	A	*3/27/05	L, 3-5	A
*4/1/00	L, 1-3	H	3/5/06	L, 7-8	N ¹
*4/2/00	L, 6-11	H	*4/22/06	L, 0-4	H
+4/8/00	L, 1-3	A	*4/22/06	L, 5-7	H
+4/9/00	L, 2-6	A	*4/23/06	W, 5-2	H
4/29/00	W, 3-1	N ⁷	*4/14/07	L, 2-6	A
*3/31/01	L, 1-2	A	*4/14/07	L, 2-7	A
*4/13/01	L, 0-2	A	*4/14/07	L, 0-12 (5)	A
5/11/01	L, 3-7	N ⁸	*3/29/08	W, 4-0	H
4/6/02	W, 4-3	A	*3/29/08	L, 0-5	H
*4/14/02	L, 0-1	H	*3/30/08	W, 8-7	H
*4/14/02	L, 5-6	H	*4/17/10	W, 4-1	H
5/10/02	L, 0-6	N ⁷	*4/17/10	L, 0-9	H
5/11/02	L, 1-2	N ⁷	*4/18/10	W, 1-0	H
*4/13/03	L, 2-10	A	*4/30/11	L, 0-1	A
*4/13/03	L, 2-3	A	*4/30/11	L, 2-3	A
*4/3/04	L, 1-3	H	*5/1/11	W, 1-0	A
*4/3/04	L, 2-7	H	*4/28/12	W, 2-0	H
2/13/05	L, 2-3	A	*4/28/12	L, 4-14	H
*4/16/05	L, 1-4	A	*4/29/12	W, 5-1	H
*4/16/05	W, 2-0	A	*4/20/13	L, 1-10	H
*4/17/05	W, 3-2	A	*4/20/13	L, 0-10	H
*4/1/06	L, 1-3	H	*4/21/13	L, 0-2	H
*4/1/06	L, 2-13	H	5/9/13	L, 0-7	N ²
*4/2/06	L, 4-5	H	*3/1/14	L, 0-3	A
5/12/06	L, 0-1	A ⁹	*3/1/14	L, 2-5	A
*3/17/07	L, 1-3	A	*3/2/14	L, 1-9	A
*3/18/07	L, 2-10 (5)	A	*4/11/15	W, 3-2	H
*3/18/07	L, 0-9 (6)	A	*4/11/15	L, 0-8	H
5/11/07	L, 0-8 (5)	N ⁷	*4/12/15	L, 0-6	H
*4/12/08	L, 2-11	H	*3/17/17	L, 3-10	A
*4/12/08	L, 1-6	H	*3/18/17	L, 6-8	A
*4/13/08	L, 1-7	H	*3/19/17	L, 1-9	A
5/8/08	L, 0-6	N ¹⁰	*ACC Contest		
*4/2/10	W, 5-4	H	^1 Buzz Classic (Marietta, Ga.)		
*4/3/10	L, 0-8	H	^2 ACC Tournament (Tallahassee, Fla.)		
*4/3/10	W, 3-1	H	NORTH DAKOTA		
*4/2/11	L, 3-5	A	ND Leads Series 1-0		
*4/2/11	L, 2-8	A	H: 0-0 A: 0-0 N: 0-1		
*4/3/11	W, 3-1	A	2/20/16	L, 6-10	N ¹
*4/6/12	L, 2-3	H	^1 UTSA Classic (San Antonio, Texas)		
*4/7/12	L, 0-2	H	NORTH DAKOTA STATE		
*4/7/12	L, 6-7	H	ND Leads Series 1-0		
*4/6/13	L, 1-5	A	H: 0-0 A: 0-0 N: 0-1		
*4/6/13	L, 1-2	A	2/16/13	L, 1-5	N ¹
*4/7/13	L, 1-2	A	^1 Purple & Gold Challenge (Baton Rouge, La.)		
*4/5/14	L, 0-7	H	NORTH FLORIDA		
*4/5/14	L, 1-3	H	UNF Leads Series 1-0		
*4/6/14	L, 0-8	H	H: 0-0 A: 0-0 N: 0-1		
*3/28/15	L, 7-13	A	2/29/08	L, 3-6	N ¹
*3/28/15	L, 3-24	A	^1 JU Invitational (Jacksonville, Fla.)		
*3/29/15	L, 4-12	A	NORTHERN ILLINOIS		
*4/16/16	W, 7-1	H	NIU Leads Series 2-1		
*4/16/16	L, 0-8	H	H: 0-0 A: 0-0 N: 1-2		
*4/17/16	W, 3-2	H	3/15/85	L, 0-7	N ¹
*3/31/17	W, 10-4	A	3/15/85	L, 0-8	N ¹
			3/10/95	W, 1-0	N ²

^1 Played in Columbia, S.C.
^2 South Florida Classic (Tampa, Fla.)

NORTHWESTERN					
NU Leads Series 1-0					
H: 0-0 A: 0-0 N: 0-1					
2/12/16	L, 4-22	N ¹			
^1 Kajikawa Classic (Tempe, Ariz.)					

NORTHWESTERN STATE					
NWST Leads Series 1-0					
H: 0-0 A: 0-0 N: 0-1					
4/21/91	L, 2-4	N ¹			
^1 Frost Cutlery Invitational (Chattanooga, Tenn.)					

NOTRE DAME					
ND Leads Series 14-3					
H: 0-6 A: 3-0 N: 0-8					
ACC: 3-6 ACCT: 0-0					
3/12/96	L, 2-5	N ¹			
2/27/00	L, 0-1	N ²			
2/27/00	L, 1-6	N ²			
3/10/05	L, 1-3	N ³			
3/2/07	L, 1-4	N ⁴			
3/3/07	L, 3-6	N ⁴			
2/26/10	L, 3-11	N ⁵			
2/27/10	L, 0-9	N ⁵			
*4/18/14	L, 0-8	H			
*4/18/14	L, 1-12	H			
*4/19/14	L, 8-15	H			
*3/12/16	L, 2-9	H			
*3/12/16	L, 3-7	H			
*3/13/16	L, 3-16	H			
*4/22/17	W, 6-3	A			
*4/22/17	W, 12-6	A			
*4/23/17	W, 10-6	A			

*ACC Contest					
^1 South Florida Tournament (Tampa, Fla.)					
^2 Morning News Invitational (Fayetteville, Ark.)					
^3 Hawaiian Airlines Spring Fling Tournament (Honolulu, Hawaii)					
^4 JU Invitational (Jacksonville, Fla.)					
^5 Cavalier Invitational (Newport News, Va.)					

OHIO					
Ohio Leads Series 14-3					
H: 7-2 A: 0-0 N: 7-1					
4/18/87	W, 2-0	N ¹			
3/26/88	W, 3-1	N ²			
4/9/88	W, 2-1	H			
3/18/89	W, 6-0	N ³			
3/18/90	W, 3-0	N ⁴			
3/3/95	L, 1-3	H			
3/3/95	W, 8-1	H			
3/3/00	W, 9-0	H			
3/3/01	W, 4-0	H			
3/3/01	W, 7-4	H			
3/10/01	W, 3-2	N ⁵			
2/15/02	W, 6-0	N ⁶			
3/22/08	L, 3-9	H			
2/24/12	W, 9-2	H			
2/24/12	W, 7-6	H			
2/26/16	W, 8-7	N ⁷			
2/27/16	L, 2-3	N ⁷			

*ACC Contest					
^1 Carolina Pride Invitational (Chapel Hill, N.C.)					
^2 George Mason Invitational (Fairfax, Va.)					
^3 Lady Pirate Invitational (Greenville, N.C.)					
^4 East Carolina Tournament (Greenville, N.C.)					
^5 UNC-Charlotte 49er Invit. (Charlotte, N.C.)					
^6 Triangle Classic (Raleigh, N.C.)					
^7 Spartan Classic (Spartanburg, S.C.)					

OHIO STATE					
OSU Leads Series 2-1					
H: 0-0 A: 0-0 N: 1-2					
1984	L, 0-2	N ¹			
4/11/86	W, 2-1	N ²			
4/12/86	L, 1-2	N ²			

*ACC Contest					
^1 Lady Flames Invitational (Lynchburg, Va.)					
^2 Lady Lion Invitational (State College, Pa.)					

OKLAHOMA					
OU Leads Series 3-1					
H: 0-0 A: 0-0 N: 1-3					
3/9/90	W, 1-0	N ¹			
3/11/94	L, 1-2	N ²			
3/20/10	L, 0-2	N ³			
3/16/12	L, 1-9	N ³			

*ACC Contest					
^1 South Florida Tournament (Tampa, Fla.)					
^2 South Florida Classic (Tampa, Fla.)					
^3 Judi Garman Invitational (Fullerton, Calif.)					

OKLAHOMA					
OSU Leads Series 5-1					
H: 0-0 A: 0-0 N: 1-5					
3/14/93	L, 0-4	N ¹			
2/22/03	L, 3-11	N ²			
3/3/06	L, 3-6	N ³			
3/5/06	W, 2-1	N ³			
2/16/08	L, 9-10	N ⁴			
2/20/10	L, 2-5	N ⁵			

*ACC Contest					
^1 South Florida Classic (Tampa, Fla.)					
^2 Worth Invitational (Tucson, Ariz.)					
^3 Buzz Classic (Marietta, Ga.)					
^4 Kajikawa Classic (Tempe, Ariz.)					
^5 LSU Tiger Classic (Baton Rouge, La.)					

OLE MISS					
OSU Leads Series 1-0					
H: 0-0 A: 0-0 N: 1-0					
3/12/99	W, 1-0	N ¹			
^1 Florida State Invitational (Tallahassee, Fla.)					

OMAHA					
Series Tied 1-1					
H: 0-0 A: 0-0 N: 1-1					
2/13/15	W, 2-1	N ¹			
2/14/15	L, 3-9	N			
^1 Eagle Challenge (Apex, N.C.)					

ONONDAGA CC					
Series Tied 2-2					
H: 2-2 A: 0-0 N: 0-0					
4/17/81	L, 1-8	H			
4/17/81	W, 2-1	H			
4/18/81	W, 2-1	H			
4/7/82	L, 2-4	H			

OREGON					
Oregon Leads Series 4-1					
H: 0-0 A: 0-0 N: 1-4					
3/4/11	W, 3-2	N ¹			
3/4/12	L, 2-6	N ²			
2/22/13	L, 0-13	N ³			
2/22/14	L, 3-12	N ³			
2/9/17	L, 6-11	N ⁴			

*ACC Contest					
^1 ESPN Rise Tournament (Lake Buena Vista, Fla.)					
^2 Citrus Classic (Lake Buena Vista, Fla.)					
^3 Mary Nutter Collegiate Classic (Palm Springs, Calif.)					
^4 Kajikawa Classic (Tempe, Ariz.)					

OREGON STATE					
OSU Leads Series 4-0					
H: 0-0 A: 0-0 N: 0-4					
2/20/00	L, 0-2	N ¹			
2/24/07	L, 2-6	N ²			
2/16/08	L, 6-7	N ³			
2/21/14	L, 1-9	N ⁴			

*ACC Contest					
^1 UNLV Classic (Las Vegas, Nev.)					
^2 Palm Springs Classic, Cathedral City, Calif.					
^3 Kajikawa Classic (Tempe, Ariz.)					
^4 Mary Nutter Classic (Palm Springs, Calif.)					

PACIFIC					
UVA Leads Series 4-2					
H: 0-0 A: 2-2 N: 2-0					
3/10/00	W, 4-3	N ¹			
3/15/00	W, 5-3	A			
3/15/00	L, 0-1	A			
3/10/04	L, 0-8	A			
3/10/04	W, 8-2	A			
2/20/14	W, 6-5	N ²			

*ACC Contest					
^1 National Invitational Softball Tournament (Sunnyvale, Calif.)					
^2 Mary Nutter Classic (Palm Springs, Calif.)					

PENN STATE					
UVA Leads Series 17-12					
H: 13-8 A: 0-2 N: 4-2					
5/1/81	L, 3-6	N ¹			
4/8/84	W, 4-2	H			
4/8/84	W, 5-4	H			
4/12/84	L, 0-6	N ²			
3/31/85	L, 2-6	H			
3/31/85	L, 2-4	H			
3/29/86	L, 2-3	H			
3/29/86	L, 3-6	H			
3/28/87	W, 6-3	H			
3/28/87	L, 2-3	H			
4/11/87	L, 1-2	A			
3/25/88	W, 1-0	N ³			
4/8/88	W, 6-0	H			
4/9/88	W, 6-0	H			
4/29/89	L, 1-4	A			
3/14/92	W, 4-2	N ⁴			
3/14/97	W, 3-2	N ⁵			
3/14/97	W, 2-1	N ⁵			



SERIES DETAILS

PURDUE

Purdue Leads Series 2-0			
H: 0-0 A: 0-0 N: 2-0			
3/12/04	L, 0-8	N ¹	
2/15/14	L, 3-13	N ²	

¹National Invitational Softball Tournament (Sunnyvale, Calif.)
²Coastal Carolina Tournament (Conway, S.C.)

RADFORD

UVA Leads Series 22-17			
H: 10-10 A: 8-5 N: 4-2			
3/27/82	L, 8-9	N ¹	
4/24/82	W, 6-0	H	
4/24/82	W, 9-5	H	
1984	W, 4-1	N ²	
3/27/92	W, 9-0	H	
3/26/93	L, 4-7	H	
4/20/93	W, 10-0	A	
4/20/93	W, 2-0	A	
2/26/96	L, 1-4	H	
2/26/96	L, 1-8	H	
3/25/97	W, 2-1	A	
3/25/97	L, 2-3	A	
3/18/98	W, 8-0	H	
3/18/98	L, 2-4	H	
3/23/99	W, 5-3	A	
3/23/99	W, 7-0	A	
4/9/00	W, 8-0	N ³	
4/15/04	W, 7-6	H	
4/15/04	L, 1-4	H	
2/12/05	W, 4-2	N ⁴	
4/21/05	L, 2-4	A	
4/21/05	W, 6-2	A	
3/29/06	W, 3-1	H	
3/29/06	L, 1-2	H	
3/21/07	W, 2-1	A	
3/21/07	W, 9-1 (6)	A	
3/21/08	L, 2-5	H	
3/24/08	L, 1-9	H	
3/24/08	L, 4-16	H	
4/21/10	W, 5-2	H	
4/21/10	W, 4-2	H	
4/27/11	L, 0-1	A	
4/27/11	L, 1-5	A	
4/11/12	W, 7-1	H	
4/11/12	L, 1-12	H	
3/5/16	L, 3-6	N ⁵	
3/6/16	W, 3-2	N ⁵	
3/29/16	W, 5-2	H	
3/8/17	L, 2-5	A	

¹Liberty Baptist Round Robin (Lynchburg, Va.)
²Lady Flames Invitational (Lynchburg, Va.)
³Tar Heel Invitational (Chapel Hill, N.C.)
⁴Triangle Classic (Chapel Hill, N.C.)
⁵Seahawk Softball Showcase (Wilmington, N.C.)

RHODE ISLAND

UVA Leads Series 5-4			
H: 0-0 A: 0-0 N: 5-4			
5/1/81	L, 0-10	N ¹	
1984	L, 2-4	N ²	
3/13/85	W, 4-3	N ³	
3/13/85	W, 2-1	N ³	
4/12/86	L, 1-3	N ⁴	
4/10/87	W, 4-1	N ⁴	
4/29/88	L, 0-6	N ⁵	
4/28/89	W, 5-3	N ⁴	
3/1/13	W, 4-2	N ⁶	

¹Navy Tournament (Annapolis, Md.)
²Spring Training Tournament (Columbia, S.C.)
³Played in Columbia, S.C.
⁴Lady Lion Invitational (State College, Pa.)
⁵Penn State Invitational (State College, Pa.)
⁶Winthrop Combat Invitational (Rock Hill, S.C.)

RIDER

Rider Leads Series 3-2			
H: 2-3 A: 0-0 N: 0-0			
3/25/92	L, 1-5	H	
3/25/92	W, 3-2 (8)	H	
3/28/92	L, 0-3	H	
3/28/92	L, 2-5	H	
3/2/02	W, 6-2	H	

ROANOKE

UVA Leads Series 2-0			
H: 0-0 A: 0-0 N: 2-0			
4/9/82	W, 12-5	N ¹	
1983	W, 12-1	N ²	

¹Lady Flame Invitational (Lynchburg, Va.)
²Radford Invitational (Radford, Va.)

ROBERT MORRIS

UVA Leads Series 8-1			
H: 2-1 A: 0-0 N: 6-0			
4/3/92	W, 3-2	H	
4/3/92	L, 3-11	H	
3/12/93	W, 9-2	N ¹	
3/9/96	W, 6-0	N ¹	
3/13/99	W, 3-0	N ²	
3/16/01	W, 10-2	N ³	
2/16/02	W, 6-2	N ⁴	
3/21/03	W, 10-1	H	
2/8/13	W, 4-0	N ⁵	

¹South Florida Classic (Tampa, Fla.)
²Florida State Invitational (Tallahassee, Fla.)
³Winthrop Invitational (Rock Hill, S.C.)
⁴Triangle Classic (Raleigh, N.C.)
⁵Campbell Hampton Inn Invitational (Bues Creek, N.C.)

ROGER WILLIAMS

UVA Leads Series 2-0			
H: 2-0 A: 0-0 N: 0-0			
3/28/83	W, 2-0	H	
3/28/83	W, 10-0	H	

RUTGERS

RU Leads Series 6-7			
H: 6-6 A: 0-0 N: 0-1			
1984	W, 2-1	H	
1984	L, 0-6	H	
3/20/92	L, 1-3	N ¹	
4/30/94	W, 8-0	H	
5/1/94	W, 8-0	H	
3/28/99	L, 5-6	H	
3/26/00	L, 4-5	H	
3/18/03	W, 5-2	H	
3/18/03	L, 1-6	H	
3/19/04	L, 0-4	H	
3/21/04	W, 7-4	H	
3/19/05	W, 12-3	H	
3/22/08	L, 14-15	H	

¹Florida State Invitational (Tallahassee, Fla.)

SIUE

UVA Leads Series 1-0			
H: 0-0 A: 0-0 N: 1-0			
2/11/11	W, 4-2	N ¹	

¹Campbell Hampton Inn Tournament (Bues Creek, N.C.)

SACRAMENTO STATE

SSU Leads Series 3-6			
H: 0-0 A: 3-4 N: 0-2			
3/22/91	L, 1-6	N ¹	
3/14/00	L, 0-2	A	
3/14/00	L, 2-6	A	
3/12/02	W, 2-0	A	
3/12/02	W, 7-6	A	
3/15/02	W, 4-2	A	
3/6/04	L, 0-2	A	
3/6/04	L, 3-5	A	
3/13/04	L, 0-3	N ²	

¹San Jose Invitational (San Jose, Calif.)
²National Invitational Softball Tournament (Sunnyvale, Calif.)

SACRED HEART

Series Tied 2-2			
H: 2-0 A: 0-0 N: 0-2			
1983	L, 0-3	N ¹	
4/12/85	L, 1-15	N ²	
4/29/05	W, 8-0	H	
4/29/05	W, 9-1	H	

¹Played in Orlando, Fla.
²Lady Flames Invitational (Lynchburg, Va.)

SAINT FRANCIS (PA)

UVA Lead Series 1-0			
H: 0-0 A: 0-0 N: 1-0			
3/1/03	W, 9-0	N ¹	

¹Cougar Classic (Mt. Pleasant, S.C.)

SAINT JOSEPH'S

UVA Lead Series 3-0			
H: 2-0 A: 0-0 N: 1-0			
3/3/06	W, 12-3	N ¹	
2/25/12	W, 3-1	H	
2/26/12	W, 8-3	H	

¹Buzz Classic (Marietta, Ga.)

SALISBURY

UVA Lead Series 5-1			
H: 5-1 A: 0-0 N: 1-0			
3/27/84	W, 2-1	H	
3/27/84	L, 5-6	H	
3/24/85	W, 9-1	H	
3/24/85	W, 7-3	H	
4/26/85	W, 2-1	H	
4/27/85	W, 3-1	H	

SAM HOUSTON STATE

UVA Lead Series 1-0			
H: 0-0 A: 0-0 N: 1-0			
3/11/94	W, 7-0	N ¹	

¹South Florida Classic (Tampa, Fla.)

SAMFORD

UVA Lead Series 3-0			
H: 0-0 A: 0-0 N: 3-0			
3/13/92	W, 5-0	N ¹	
3/19/94	W, 1-0	N ²	
2/21/04	W, 7-1	N ³	

¹South Florida Invitational (Tampa, Fla.)
²Lady Seminole Classic (Tallahassee, Fla.)
³Sonic Challenge (Chattanooga, Tenn.)

SAN DIEGO STATE

UVA Lead Series 5-1			
H: 0-0 A: 0-0 N: 5-1			
3/26/94	L, 1-2	N ¹	
3/26/94	W, 5-0	N ¹	
3/24/95	W, 4-1	N ¹	
2/27/98	W, 2-1	N ²	
3/1/98	W, 4-2	N ²	
2/21/13	W, 5-2	N ³	

¹Played in Tempe, Ariz.
²Easton Showcase Tournament (Fullerton, Calif.)
³Mary Nutter Collegiate Classic (Palm Springs, Calif.)

SAN JOSE STATE

SJSU Leads Series 5-1			
H: 0-0 A: 0-1 N: 1-4			
3/23/90	L, 0-6	A	
2/27/98	L, 0-6	N ¹	
3/13/04	W, 5-0	N ²	
3/20/10	L, 4-8	N ³	
2/13/16	L, 1-10	N ⁴	
2/11/17	L, 0-1	N ⁴	

¹Easton Showcase Tournament (Fullerton, Calif.)
²National Invitational Softball Tournament (Sunnyvale, Calif.)
³Judi Garman Invitational (Fullerton, Calif.)
⁴Kajikawa Classic (Tempe, Ariz.)

SANTA CLARA

SC Leads Series 3-2			
H: 0-0 A: 1-1 N: 1-2			
2/23/01	L, 1-3	N ¹	
3/8/02	W, 5-0	N ²	
3/7/04	W, 2-1	A	
3/7/04	L, 6-7	A	
3/14/04	L, 0-3	N ³	

¹UCSB/Easton Invt. (Santa Barbara, Calif.)
²National Invitational Softball Tournament (Pleasanton, Calif.)
³National Invitational Softball Tournament (Sunnyvale, Calif.)

SETON HALL

SC Leads Series 3-2			
H: 1-2 A: 0-0 N: 1-1			
3/15/03	L, 0-2	H	
3/15/03	L, 1-6	H	
3/26/04	W, 9-3	H	
2/24/17	W, 8-1	N ¹	
2/25/17	L, 2-4	N ²	

¹East Carolina Pirate Classic (Greenville, N.C.)

SHIPPENSBURG

UVA Leads Series 4-0			
H: 2-0 A: 2-0 N: 0-0			
3/6/88	W, 2-0	H	
3/6/88	W, 5-0	H	
4/27/89	W, 5-4	A	
4/27/89	W, 8-0	A	

SOUTH CAROLINA

SC Leads Series 29-5			
H: 3-8 A: 2-15 N: 0-6			
5/10/80	L, 0-6	A	
5/10/80	L, 0-9	A	
5/1/81	L, 0-6	N ¹	
3/16/84	L, 1-2	A	
3/16/84	L, 0-9	A	
4/25/86	L, 0-2	A	
4/24/88	L, 1-6	A	
4/24/88	L, 0-10	A	
3/12/89	L, 0-7	N ²	
4/22/89	L, 0-2	N ³	
4/11/90	L, 0-4	H	
4/11/90	L, 0-4	H	
3/10/91	L, 1-3	N ⁴	
4/10/91	L, 1-2	A	
4/10/91	W, 3-0	A	
4/10/92	W, 6-5	H	
4/10/92	L, 3-5 (10)	H	
4/3/93	L, 1-4	A	
4/3/93	W, 3-1	A	
4/30/94	W, 2-1	H	
5/1/94	W, 3-1	H	
3/18/95	L, 0-2	A	
3/18/95	L, 0-1	A	
3/19/95	L, 0-6	A	
3/19/95	L, 0-4	A	
4/8/95	L, 0-8	N ⁵	
4/9/95	L, 0-6	N ⁵	
4/29/95	L, 2-10	H	
3/30/96	L, 6-9	H	
3/31/96	L, 1-9	H	
4/7/98	L, 2-4	H	
4/7/98	L, 6-8	H	
3/5/03	L, 1-4	A	
3/5/03	L, 0-2	A	

¹Navy Tournament (Annapolis, Md.)
²South Florida Tournament (Tampa, Fla.)
³Frost Cutlery Invitational (Chattanooga, Tenn.)
⁴South Florida Invitational (Tampa, Fla.)
⁵Played in Conway, S.C.

SAN JOSE STATE

UVA Leads Series 1-0			
H: 0-0 A: 0-0 N: 1-0			
3/4/06	W, 5-2	N ¹	

¹Buzz Classic (Marietta, Ga.)

SOUTH FLORIDA

USF Leads Series 16-6			
H: 0-6 A: 4-9 N: 2-1			
4/26/86	L, 1-4	N ¹	
3/13/87	L, 0-1	A	
3/12/88	W, 4-3	A	
4/21/89	W, 2-0	N ²	
3/8/90	L, 4-9	A	
3/7/91	L, 0-2	A	
3/7/91	L, 3-7	A	
3/12/93	W, 3-1	A	
3/19/93	W, 4-3	N ³	
4/3/94	L, 2-3	H	
4/3/94	L, 2-7	H	
3/15/95	W, 2-0	A	

3/15/95	W, 3-2	A	
4/7/96	L, 0-4	H	
4/7/96	L, 2-13	H	
4/4/97	L, 1-4	A	
4/4/97	L, 2-3	A	
4/20/98	L, 1-2	H	
4/20/98	L, 1-2	H	
3/20/99	L, 0-7	A	
3/20/99	L, 0-1	A	
2/10/07	L, 2-4	A	

¹South Carolina Invitational (Columbia, S.C.)
²Frost Cutlery Invitational (Chattanooga, Tenn.)
³Lady Seminole Classic (Tallahassee, Fla.)

SOUTHERN ILLINOIS

UVA Leads Series 4-2			
H: 0-0 A: 0-0 N: 4-2			
3/15/88	W, 8-1	N ¹	



SERIES DETAILS

STETSON

UVA Leads Series 3-0		
H:	A:	N:
3/19/88	W, 3-0	N ¹
3/8/89	W, 10-4	A
3/8/91	W, 5-0	N ²
¹ Florida State Tournament (Tallahassee, Fla.)		
² South Florida Invitational (Tampa, Fla.)		

STONY BROOK

UVA Leads Series 2-1		
H:	A:	N:
3/14/03	W, 4-1	H
3/14/03	W, 11-1	H
2/29/08	L, 0-11	N ¹
¹ JU Invitational (Jacksonville, Fla.)		

SYRACUSE

SYR Leads Series 10-2		
H:	A:	N:
ACC: 1-8 ACCT: 0-0		
3/12/11	W, 2-1	H
3/13/11	L, 8-13	H
3/3/12	L, 1-3	N ²
*3/15/14	L, 0-8	H
*3/15/14	L, 1-13	H
*3/16/14	L, 3-14	H
*4/25/15	L, 4-7	A
*4/25/15	L, 9-14	A
*4/26/15	L, 2-11	A
*4/9/16	W, 5-3	H
*4/9/16	L, 8-10	H
*4/10/16	L, 4-8	H
¹ Citrus Classic (Lake Buena Vista, Fla.)		

TEMPLE

UVA Leads Series 8-6		
H:	A:	N:
H: 4-2 A: 1-1 N: 3-3		
4/4/86	L, 0-4	H
4/5/86	W, 2-0	H
4/5/86	W, 4-0	H
3/25/87	L, 0-2	A
3/25/87	W, 2-0	A
3/11/88	L, 4-5	N ¹
4/1/89	W, 4-0	H
3/28/92	L, 2-3	H
3/28/92	W, 7-3	H
3/10/95	L, 4-5	N ²
3/8/96	L, 3-4	N ³
2/12/05	W, 3-2	N ⁴
2/19/05	W, 5-4	N ⁵
2/17/07	W, 11-8	N ⁶
¹ South Florida Invitational (Tampa, Fla.)		
² South Florida Classic (Tampa, Fla.)		
³ South Florida Classic (Tampa, Fla.)		
⁴ Triangle Classic (Chapel Hill, N.C.)		
⁵ Holiday Inn Green & White (Charlotte, N.C.)		
⁶ Worth Wildcat Invitational (Tucson, Ariz.)		

TENNESSEE

UT Leads Series 7-2		
H:	A:	N:
H: 1-1 A: 1-4 N: 0-2		
2/18/01	L, 1-4	N ¹
4/6/01	W, 2-1	A
4/8/01	L, 1-3	A
2/17/02	L, 1-3	N ¹
3/2/02	W, 2-0	H
3/24/05	L, 0-10	H
2/22/08	L, 0-8	A
2/24/08	L, 1-5	A
5/22/10	L, 2-11	A
¹ UNC Triangle Classic (Raleigh, N.C.)		

TENNESSEE TECH

TTU Leads Series 2-1		
H:	A:	N:
H: 0-0 A: 1-0 N: 0-2		
4/15/95	L, 1-9	N ¹
2/22/02	W, 7-0	A
2/26/05	L, 2-5	N ¹
¹ Frost Cutlery Classic (Chattanooga, Tenn.)		

TEXAS A&M

A&M Leads Series 3-1		
H:	A:	N:
H: 0-0 A: 0-0 N: 1-3		
3/16/94	L, 0-2	N ¹
4/14/95	L, 2-5	N ²
2/26/99	L, 3-9	N ³
2/28/99	W, 1-0	N ³
¹ Lady Seminole Classic (Tallahassee, Fla.)		
² Frost Cutlery Classic (Chattanooga, Tenn.)		
³ UCSB/Easton Invitational (Santa Barbara, Calif.)		

TEXAS TECH

A&M Leads Series 3-0		
H:	A:	N:
H: 0-0 A: 0-0 N: 0-3		
3/17/83	L, 0-8	N ¹
3/18/83	L, 1-3	N ¹
2/16/07	L, 7-8	N ²
¹ Played in Orlando, Fla.		
² Worth Wildcat Invitational (Tucson, Ariz.)		

TOLEDO

UVA Leads Series 2-1		
H:	A:	N:
H: 1-1 A: 0-0 N: 1-0		
3/19/93	W, 6-1	N ¹
3/19/05	W, 4-1	H
3/20/05	L, 1-2	H
¹ Lady Seminole Classic (Tallahassee, Fla.)		

TOWSON

UVA Leads Series 14-10		
H:	A:	N:
H: 9-3 A: 3-5 N: 2-2		
3/28/81	W, 6-5	H
5/2/81	L, 2-4	N ¹
4/2/82	W, 12-5	H
4/16-18/82	W, 10-2	N ²
3/26/93	W, 3-1	H
3/17/01	W, 2-0	N ³
3/20/04	W, 10-2	H
4/6/04	W, 7-3	A
4/6/04	W, 9-2	A
4/5/05	L, 4-5	H
4/5/05	L, 2-3	H
5/2/06	L, 0-1	A
5/2/06	W, 4-2	A
4/3/07	W, 5-3	H
4/3/07	W, 4-2	H
4/23/08	L, 0-2	A
4/23/08	L, 2-5	A
4/7/10	W, 5-3	H
4/7/10	W, 8-4	H
2/16/14	L, 2-7	N ⁴
3/8/16	L, 2-10	A
3/8/16	L, 3-6	A
3/21/17	W, 5-4	H
3/21/17	L, 4-7	H
¹ Navy Tournament (Annapolis, Md.)		
² D.C. Metro Tournament (Washington, D.C.)		
³ Winthrop Invitational (Rock Hill, S.C.)		
⁴ Coastal Carolina Tournament (Conway, S.C.)		

TENNESSEE

Series Tied 1-1		
H:	A:	N:
H: 0-0 A: 1-1 N: 0-0		
4/27/03	W, 3-2	A
4/27/03	L, 2-3	A

TULSA

Tulsa Leads Series 2-0		
H:	A:	N:
H: 0-1 A: 0-0 N: 0-1		
3/21/03	L, 0-4	H
2/19/16	L, 3-4	N ¹
¹ UTSA Classic (San Antonio, Texas)		

UAB

UVA Leads Series 1-0		
H:	A:	N:
H: 0-0 A: 0-0 N: 1-0		
2/25/06	W, 4-3	N ¹
¹ Panera Bread Challenge (Chattanooga, Tenn.)		

UC DAVIS

UCD Leads Series 1-0		
H:	A:	N:
H: 0-0 A: 0-0 N: 0-1		
3/15/12	L, 5-11	N ¹
¹ Judi Garman Classic (Fullerton, Calif.)		

UC SANTA BARBARA

UCSB Leads Series 6-0		
H:	A:	N:
H: 0-4 A: 0-0 N: 0-2		
2/25/99	L, 2-3	A
2/26/99	L, 4-7	A
2/27/99	L, 2-5	A
2/18/00	L, 0-3	N ¹
3/11/00	L, 5-6	N ²
2/23/01	L, 0-4	A
¹ UNLV Classic (Las Vegas, Nev.)		
² National Invitational Softball Tournament (Sunnyvale, Calif.)		

UCLA

UCLA Leads Series 2-0		
H:	A:	N:
H: 0-0 A: 0-0 N: 0-2		
3/9/02	L, 0-2	N ¹
3/9/02	L, 0-3	N ²
¹ National Invitational Softball Tournament (Pleasanton, Calif.)		

UCONN

UCONN Leads Series 3-2		
H:	A:	N:
H: 1-0 A: 0-0 N: 1-3		
3/12/85	L, 0-1	N ¹
3/12/85	L, 2-8	N ¹
4/11/86	L, 0-6	N ²
3/4/95	W, 4-1	H
3/4/06	W, 5-1	N ³
¹ Played in Columbia, S.C.		
² Lady Lion Invitational (State College, Pa.)		
³ Buzz Classic (Marietta, Ga.)		

UMBC

UVA Leads Series 11-1		
H:	A:	N:
H: 8-0 A: 3-1 N: 0-0		
4/28/91	W, 1-0 (forfeit)	H
4/28/91	W, 1-0 (forfeit)	H
3/6/93	W, 21-0	H
3/6/93	W, 10-0	H
3/4/98	W, 2-1	H
3/4/98	W, 1-0	H
4/20/99	L, 3-4	A
4/20/99	W, 3-1	A
3/29/00	W, 1-0	H
3/29/00	W, 4-3	H
4/16/02	W, 9-0	A
4/16/02	W, 6-1	A

UNCG

UVA Leads Series 19-4		
H:	A:	N:
H: 8-2 A: 7-2 N: 4-0		
4/18/90	W, 4-0	H
4/18/90	W, 6-1	H
4/7/91	W, 10-1	A
4/7/91	W, 5-0	A
3/7/92	W, 1-0	N ¹
4/15/92	W, 11-1	H
4/15/92	W, 4-1	H
2/25/94	W, 2-0	A
2/25/94	W, 12-0	A
4/1/95	L, 1-3	H
4/2/95	W, 7-6	H
4/29/95	W, 3-0	H
2/25/96	W, 5-4	A
2/25/96	W, 6-4	A
4/26/97	L, 0-1	H
2/15/98	W, 2-0	A
2/15/98	L, 2-4	A
2/21/99	W, 9-1	N ²
3/17/01	W, 2-0	N ³
2/15/02	W, 4-3	H
3/25/03	W, 8-5	N ²
3/25/03	W, 9-0	H
3/3/13	L, 1-2	A
¹ East Carolina Invitational (Greenville, N.C.)		
² Triangle Classic (Raleigh, N.C.)		
³ Winthrop Invitational (Rock Hill, S.C.)		

UNCW

UVA Leads Series 15-4		
H:	A:	N:
H: 2-0 A: 2-2 N: 11-2		
4/19/85	W, 8-7	N ¹
4/19/85	W, 5-4	N ¹
4/19/86	W, 3-0	H
4/19/86	W, 13-0	H
4/17/88	W, 5-3	A
4/17/88	W, 16-1	A
3/18/89	W, 7-0	N ²
3/4/90	W, 1-0	N ³
3/17/90	W, 3-0	N ⁴
3/9/91	W, 17-0	N ⁵
4/11/93	W, 4-1	N ⁶
3/21/98	W, 13-1	N ⁷
2/20/99	W, 6-5	N ⁸
2/14/03	W, 10-4	N ⁸
2/11/05	L, 1-3	N ⁹
2/14/10	W, 9-0	N ¹⁰
3/5/16	L, 1-2	A
3/6/16	L, 7-8	A
2/18/17	L, 1-2	N ¹¹
¹ East Carolina Tournament (Greenville, N.C.)		
² Lady Pirate Invitational (Greenville, N.C.)		
³ Georgia State Round Robin Invitational (Atlanta, Ga.)		
⁴ East Carolina Tournament (Greenville, N.C.)		
⁵ South Florida Invitational (Tampa, Fla.)		
⁶ Tar Heel Invitational (Chapel Hill, N.C.)		
⁷ Winthrop Invitational (Rock Hill, S.C.)		
⁸ Triangle Classic (Raleigh, N.C.)		
⁹ Triangle Classic (Chapel Hill, N.C.)		
¹⁰ Elon Tournament (Elon, N.C.)		
¹¹ Buccaneer Invitational (Charleston, S.C.)		

UNLV

UNLV Leads Series 2-1		
H:	A:	N:
H: 0-0 A: 0-1 N: 1-1		
2/17/00	L, 0-3	A
3/14/02	W, 9-0	N ¹
2/22/07	L, 6-7	N ²
¹ Capital Classic Tournament (Sacramento, Calif.)		
² Palm Springs Classic, Cathedral City, Calif.		

USC UPSTATE

UPST Leads Series 3-1		
H:	A:	N:
H: 1-0 A: 0-3 N: 0-0		
4/8/88	W, 5-3	H
2/8/14	L, 1-6	A
2/9/14	L, 0-8	A
2/26/16	L, 1-11	A

UTEP

UVA Leads Series 2-0		
H:	A:	N:
H: 0-0 A: 0-0 N: 2-0		
2/6/15	W, 14-5	N ¹
2/10/17	W, 5-4	N ¹
¹ Kajikawa Classic (Tempe, Ariz.)		

UTSA

UTSA Leads Series 2-0		
H:	A:	N:
H: 0-0 A: 0-2 N: 0-0		
2/20/16	L, 4-5	A
2/21/16	L, 4-5	A

UTAH



SERIES DETAILS

*3/27/10	W, 5-0	A
*3/27/10	W, 4-3	A
*3/28/10	W, 8-3	A
5/14/10	L, 0-1	A ⁵
*4/15/11	W, 8-2	H
*4/15/11	L, 4-14	H
*4/16/11	W, 6-5	H
*4/21/12	W, 1-0	A
*4/21/12	L, 2-4	A
*4/22/12	L, 3-4	A
*4/28/13	L, 0-6	H
*4/28/13	L, 1-5	H
*4/29/13	W, 7-3	H
*4/12/14	L, 2-8	A
*4/12/14	L, 0-6	A
*4/13/14	L, 3-11	A
4/8/15	L, 4-7	H
4/8/15	W, 5-2	H
*4/29/16	L, 1-2	A
*4/30/16	L, 0-15	A
*4/30/16	L, 7-10	A
*3/3/17	L, 5-13	H
*3/4/17	W, 9-8	H
*3/5/17	L, 1-5	H

¹Played in Salem, Va.
²ACC Tournament (College Park, Md.)
³ACC Tournament (Chapel Hill, N.C.)
⁴ACC Tournament (Tallahassee, Fla.)
⁵ACC Tournament (Blacksburg, Va.)

VIRGINIA UNION		
TTU Leads Series 2-0		
H: 2-0 A: 0-0 N: 0-0		
3/5/88	W, 5-0	H
3/5/88	W, 12-2	H

VIRGINIA WESLEYAN		
UVA Leads Series 1-0		
H: 0-0 A: 0-0 N: 1-0		
4/9/81	W, 10-0	N ¹

¹Liberty Baptist Tournament (Lynchburg, Va.)

WASHINGTON		
WASH Leads Series 1-0		
H: 0-0 A: 0-0 N: 1-0		
2/21/13	L, 1-7	N ¹

¹Mary Nutter Collegiate Classic (Palm Springs, Calif.)

WAGNER		
UVA Leads Series 2-0		
H: 0-0 A: 0-0 N: 2-0		
3/19/89	W, 6-0	N ¹
2/23/08	W, 9-1	N ²

¹Lady Pirate Invitational (Greenville, N.C.)
²Tennessee Classic (Knoxville, Tennessee)

WEST LIBERTY		
UVA Leads Series 1-0		
H: 0-0 A: 0-0 N: 1-0		
1984	W, 12-2	N ¹

¹Univ. of Charleston Invitational (Charleston, W.V.)

WESTERN CAROLINA		
UVA Leads Series 2-0		
H: 2-0 A: 0-0 N: 0-0		
3/31/15	W, 2-1	H
3/31/15	W, 10-1	H

WESTERN ILLINOIS		
UVA Leads Series 2-1		
H: 0-0 A: 0-0 N: 2-1		
3/12/87	W, 6-3	N ¹
3/10/91	W, 3-0	N ²
3/8/96	L, 1-2	N ¹

¹South Florida Tournament (Tampa, Fla.)
²South Florida Invitational (Tampa, Fla.)

WESTERN KENTUCKY		
WKU Leads Series 2-1		
H: 0-0 A: 0-0 N: 1-2		
2/20/04	L, 2-5	N ¹
2/9/07	W, 1-0	N ²
2/10/07	L, 2-5	N ²

¹Sonic Challenge (Chattanooga, Tenn.)
²Best Western Invitational, (Tampa, Fla.)

WESTERN MICHIGAN		
WMU Leads Series 5-3		
H: 0-0 A: 0-0 N: 3-5		
3/26/95	L, 3-8	N ¹
3/9/96	L, 0-8	N ²
3/8/97	W, 4-3	N ³
2/23/03	W, 10-8	N ⁴
2/17/08	L, 0-3	N ⁵
2/17/08	L, 0-3	N ⁵
2/17/08	L, 0-3	N ⁵
2/10/17	W, 9-8	N ⁵

¹Played in Tempe, Ariz.
²South Florida Tournament (Tampa, Fla.)
³Speedline Tournament (Tampa, Fla.)
⁴Worth Invitational (Tucson, Ariz.)
⁵Kajikawa Classic (Tempe, Ariz.)

WICHITA STATE		
UVA Leads Series 1-0		
H: 0-0 A: 0-0 N: 1-0		
3/20/98	W, 2-0	N ¹

¹Winthrop Invitational (Rock Hill, S.C.)

WINTHROP		
UVA Leads Series 7-5		
H: 0-0 A: 4-1 N: 3-4		
1983	L, 0-4	N ¹
1984	L, 0-6	N ²
3/13/87	L, 4-7	N ³
4/25/87	W, 3-0	A
4/25/87	W, 5-0	A
3/10/88	W, 9-3	N ⁴
3/10/89	L, 0-1	N ³
3/10/90	W, 6-1	N ³
4/15/95	W, 7-1	N ⁵
2/24/96	L, 4-9	A
2/24/96	W, 1-0	A
3/1/13	W, 5-0	A

¹Liberty Invitational (Lynchburg, Va.)
²Spring Training Tournament (Columbia, S.C.)
³South Florida Tournament (Tampa, Fla.)
⁴South Florida Invitational (Tampa, Fla.)
⁵Frost Cutlery Classic (Chattanooga, Tenn.)

WISCONSIN		
WIS Leads Series 3-0		
H: 0-0 A: 0-0 N: 0-3		
3/17/00	L, 1-2	N ¹
3/18/00	L, 3-8	N ¹
2/7/15	L, 0-5	N ²

¹Capital Classic (Sacramento, Calif.)
²Kajikawa Classic (Tempe, Ariz.)

WRIGHT STATE		
UVA Leads Series 5-0		
H: 3-0 A: 0-0 N: 2-0		
3/5/00	W, 8-0	H
2/17/01	W, 3-0	N ¹
3/23/02	W, 4-0	H
3/23/02	W, 6-4	H
3/8/03	W, 3-1	N ²

¹UNC Triangle Classic (Raleigh, N.C.)
²49er Invitational (Charlotte, N.C.)

YALE		
UVA Leads Series 7-0		
H: 6-0 A: 0-0 N: 1-0		
3/20/85	W, 2-1 (8)	H
3/20/85	W, 6-5 (8)	H
3/19/87	W, 10-4	H
3/19/87	W, 3-2	H
3/22/89	W, 7-0	H
3/22/89	W, 1-0	H
3/14/94	W, 5-4	N ¹

¹South Florida Classic (Tampa, Fla.)

YOUNGSTOWN STATE		
Series Tied 1-1		
H: 1-0 A: 0-0 N: 0-1		
3/19/04	W, 3-1	H
2/9/14	L, 2-10	N ¹

¹USC Upstate Tournament (Spartanburg, S.C.)



YEAR-BY-YEAR RESULTS

1980 19-14

H: 16-9 | **A:** 3-5 | **N:** 0-0
Head Coach: Mika Long

3/13	Mary Washington	W, 12-10
3/13	Mary Washington	W, 8-2
3/26	James Madison	L, 3-9
3/26	James Madison	L, 1-5
4/1	at Averett	L, 3-8
4/1	at Averett	W, 12-9
4/2	Liberty	W, 7-0
4/2	Liberty	W, 11-1
4/3	Erie CC	L, 0-8
4/3	Erie CC	W, 3-2
4/4	Erie CC	L, 2-13
4/4	Erie CC	W, 12-8
4/8	Charleston (WV)	L, 1-4
4/8	Charleston (WV)	W, 3-1
4/12	Averett ¹	W, 10-3
4/12	Liberty ¹	W, 9-4
4/12	James Madison ¹	L, 4-9
4/13	George Mason ¹	W, 8-2
4/13	James Madison ¹	W, 8-1
4/13	James Madison ¹	L, 6-11
4/16	at Eastern Mennonite	W, 7-2
4/16	at Eastern Mennonite	W, 25-3
4/17	Ferrum	W, 10-8
4/17	Ferrum	L, 2-7
4/21	at George Mason	L, 0-12
4/21	at George Mason	L, 3-12
4/22	Liberty	W, 6-5
4/22	Liberty	L, 4-7
4/23	Eastern Mennonite	W, 6-5
	Lynchburg	W, 10-0
	Lynchburg	W, 27-0
5/10	at South Carolina ²	L, 0-6
5/10	at South Carolina ²	L, 0-9

¹Virginia Invitational Tournament
²Regional Tournament

1981 28-19

H: 13-7 | **A:** 8-6 | **N:** 7-6
Head Coach: Mika Long

3/26	Averett	W, 16-3
3/26	Averett	W, 13-1
3/28	Towson ¹	W, 6-5
3/28	Charleston (WV) ¹	L, 0-5
3/28	Ferrum ¹	W, 12-1
3/29	at George Mason	L, 1-12
3/29	at George Mason	W, 10-6
4/1	at Ferrum	W, 11-3
4/1	at Ferrum	W, 22-4
4/4	George Mason	W, 1-0
4/4	George Mason	L, 1-4
4/7	Liberty	W, 5-3
4/7	Liberty	L, 5-8
4/8	at James Madison	L, 3-5
4/8	at James Madison	W, 15-11
4/9	vs Marshall ²	W, 7-1
4/9	vs Va. Wesleyan ²	W, 10-0
4/10	vs Mary Washington ²	W, 8-1
4/10	at Liberty ²	L, 3-5
4/15	Navy	W, 11-0
4/15	Navy	W, 7-3
4/16	at Longwood	L, 2-5
4/16	at Longwood	L, 3-5
4/17	Onondaga CC	L, 1-8
4/17	Onondaga CC	W, 2-1
4/18	Onondaga CC	W, 2-1
4/20	Longwood	W, 8-5
4/20	Longwood	L, 0-1
4/22	at Averett	W, 14-0
4/22	at Averett	W, 8-3
4/23	Eastern Mennonite	W, 13-0
4/23	Eastern Mennonite	W, 12-3
4/24	at Catholic ³	W, 10-9
4/24	vs Averett ³	W, 12-2
4/25	vs James Madison ³	W, 5-2
4/25	vs Essex CC ³	W, 6-5
4/26	vs Frostburg St. ³	L, 0-5

4/26	vs Frostburg St. ³	W, 6-3
4/27	James Madison	L, 2-5
4/27	James Madison	L, 0-6
4/29	at Liberty	W, 5-1
4/29	at Liberty	L, 3-4
5/1	vs Rhode Island ⁴	L, 0-10
5/1	vs South Carolina ⁴	L, 0-6
5/1	vs Penn State ⁴	L, 3-6
5/2	vs Towson ⁴	L, 2-4
5/2	vs Delaware ⁴	L, 0-7

¹UVA Invitational (Charlottesville, Va.)
²Liberty Baptist Tournament (Lynchburg, Va.)
³DC Invitational (Washington, D.C.)
⁴Navy Tournament (Annapolis, Md.)

1982 20-15

H: 6-8 | **A:** 4-3 | **N:** 10-4
Head Coach: C.L. Ermini

3/23	Eastern Conn. St.	L, 3-8
3/24	at Averett	L, 3-4
3/24	at Averett	L, 1-3
3/27	vs Lock Haven ¹	W, 7-5
3/27	vs Ferrum ¹	W, 7-3
3/27	at Liberty ¹	L, 3-8
3/27	vs Radford ¹	L, 8-9
3/31	at Mary Washington	W, 7-0
3/31	at Mary Washington	W, 5-0
4/2	Towson ²	W, 12-5
4/2	Liberty ²	L, 3-8
4/6	Erie CC	L, 0-3
4/6	Erie CC	W, 9-8
4/7	Charleston (WV)	L, 0-5
4/7	Onondaga CC	L, 2-4
4/9	vs Roanoke ³	W, 12-5
4/9	vs James Madison ³	W, 5-1
4/8-10	vs Charleston (WV) ³	W, 7-3
4/8-10	vs Francis Marion ³	L, 1-7
4/8-10	vs Averett ³	W, 4-2
4/14	Averett	L, 5-6
4/14	Averett	W, 3-0
4/16-18	vs James Madison ⁴	W, 5-4
4/16-18	vs George Mason ⁴	W, 7-4 (13)
4/16-18	vs Towson ⁴	W, 10-2
4/18	vs George Mason ⁴	W, 1-0
4/21	at Maryland	W, 8-5
4/21	at Maryland	W, 7-5
	James Madison	L, 8-9
4/24	Mary Washington ⁵	L, 4-11
4/24	Mary Washington ⁵	W, 7-2
4/24	Radford ⁵	W, 6-0
4/24	Radford ⁵	W, 9-5
4/29	vs George Mason ⁶	L, 2-7
4/29	vs Liberty ⁶	L, 1-6

¹Liberty Baptist Round Robin (Lynchburg, Va.)
²UVA Invitational (Charlottesville, Va.)
³Lady Flame Invitational (Lynchburg, Va.)
⁴D.C. Metro Tournament (Washington, D.C.)
⁵UVA Round Robin (Charlottesville, Va.)
⁶Virginia State College Tournament (Roanoke, Va.)
^{**}Due to lack of D-I opponents, UVA competed as part of AIAW Division II

1983 21-15

H: 11-6 | **A:** 6-2 | **N:** 4-7
Head Coach: C.L. Ermini

3/17	vs Texas Tech ¹	L, 0-8
3/18	vs Texas Tech ¹	L, 1-3
1983	vs Sacred Heart ¹	L, 0-3
3/19	vs Akron ¹	L, 1-5
3/24	at Averett	W, 6-0
3/24	at Averett	W, 17-7
3/26	Liberty	L, 0-1
3/26	Liberty	L, 1-4
3/28	Roger Williams	W, 2-0
3/28	Roger Williams	W, 10-0
3/29	at Longwood	W, 7-1
3/29	at Longwood	W, 8-3
4/1-2	Niagara ²	W, 2-1
4/1-2	Gettysburg ²	L, 1-2
4/1-2	George Mason ²	L, 0-7
4/1-2	George Mason ²	L, 1-3

4/1-2	Niagara ²	W, 6-1
4/4	Niagara	W, 5-0
4/4	Niagara	W, 3-0
4/6	Erie CC	W, 6-2
4/6	Erie CC	W, 8-24/7
	vs Canisius ³	W, 18-0
4/12	James Madison	W, 5-1
4/12	James Madison	W, 10-0
4/19	at George Mason	L, 7-9
4/19	at George Mason	L, 0-4
	vs Winthrop ³	L, 0-4
4/21	Eastern Mennonite	L, 2-4
4/21	Eastern Mennonite	W, 5-1
4/26	at Liberty	W, 5-4
4/26	at Liberty	W, 9-3
1983	vs Averett ⁴	L, 0-1
1983	vs Roanoke ⁴	W, 12-1
1983	vs Eastern Mennonite ⁴	L, 2-5
1983	vs Averett ⁴	W, 4-3
1983	vs Mary Washington ⁴	W, 1-0

¹Played in Orlando, Fla.
²UVA Invitational (Charlottesville, Va.)
³Liberty Invitational (Lynchburg, Va.)
⁴Radford Invitational (Radford, Va.)

1984 24-23

H: 9-4 | **A:** 4-6 | **N:** 11-13
Head Coach: Sue Ross

3/9	Eastern Conn. St.	W, 7-0
	vs Indiana State ¹	L, 0-11
	vs Fairleigh Dickinson ¹	W, 9-5
	vs Princeton ¹	L, 3-5
	vs Rhode Island ¹	L, 2-4
	vs Fairleigh Dickinson ¹	W, 10-4
3/16	at South Carolina ¹	L, 1-2
3/16	at South Carolina ¹	L, 0-9
	vs Indiana State ¹	L, 3-4
	vs Winthrop ¹	L, 0-6
	vs Liberty ¹	W, 7-4
	vs Concord ¹	W, 9-0
	Rutgers	W, 2-1
	Rutgers	L, 0-6
3/27	Salisbury	W, 2-1
3/27	Salisbury	L, 5-6
3/31	vs North Carolina ²	L, 0-9
3/31	vs VCU ²	W, 7-5
3/31	at Liberty ²	W, 7-5
4/3	at VCU	W, 2-1
4/3	at VCU	W, 5-0
4/8	Penn State	W, 4-2
4/8	Penn State	W, 5-4
4/11	at George Mason	L, 1-4
4/11	at George Mason	W, 12-11
4/12	vs North Carolina ³	W, 2-1
4/12	vs Penn State ³	L, 0-6
	vs Ohio State ³	L, 0-2
	vs Charleston (WV) ³	L, 6-13
	vs Radford ³	W, 4-1
4/14	vs East Carolina ³	L, 2-4
4/17	East Carolina	W, 2-0
4/17	East Carolina	W, 3-2
4/21	at East Carolina ⁴	L, 1-2
4/21	vs North Carolina ⁴	L, 2-6
4/21	vs Liberty ⁴	L, 1-3
4/25	George Mason	L, 2-8
4/27	vs Liberty ⁵	L, 0-4
	at Charleston (WV) ⁵	L, 3-5
	vs Morehead St. ⁵	W, 8-6
4/28	vs Liberty ⁵	W, 9-3
	vs West Liberty ⁵	W, 12-2
	at Charleston (WV) ⁵	L, 2-6
	vs Morehead St. ⁵	W, 12-2
5/1	Liberty	W, 6-2
5/1	Liberty	L, 2-4
	George Mason	W, 12-11

¹Spring Training Tournament (Columbia, S.C.)
²Liberty Baptist Classic (Lynchburg, Va.)
³Lady Flames Invitational (Lynchburg, Va.)
⁴East Carolina Round Robin (Greenville, N.C.)
⁵University of Charleston Invitational (Charleston, W.V.)

1985 33-23

H: 20-4 | **A:** 6-5 | **N:** 7-14
Head Coach: Sue Ross

3/11	vs Bowling Green ¹	L, 0-3
3/11	vs Bowling Green ¹	W, 2-0
3/12	vs UCONN ¹	L, 0-1
3/12	vs UCONN ¹	L, 2-8
3/13	vs Rhode Island ¹	W, 4-3
3/13	vs Rhode Island ¹	W, 2-1
3/15	vs Northern Illinois ¹	L, 0-7
3/15	vs Northern Illinois ¹	L, 0-8
3/20	Yale	W, 2-1 (8)
3/20	Yale	W, 6-5 (8)
3/24	Salisbury	W, 9-1
3/24	Salisbury	W, 7-3
3/26	Liberty	W, 13-2
3/26	Liberty	W, 5-4
3/27	at George Mason	L, 0-2
3/27	at George Mason	W, 2-0
3/30	vs VCU ²	W, 8-5
3/30	at Liberty ²	W, 17-1
3/30	vs North Carolina ²	L, 2-4
3/31	Penn State	L, 2-6
3/31	Penn State	L, 2-4
4/3	NYIT	W, 4-1
4/3	NYIT	W, 8-0
4/5	at East Carolina	W, 10-8
4/5	at East Carolina	L, 1-2
4/9	Canisius	W, 1-0
4/9	Canisius	W, 4-2
4/10	at VCU	W, 3-0
4/10	at VCU	W, 9-1
4/12	vs VCU ³	L, 2-6
4/12	vs Georgia State ³	L, 6-8 (5)
4/12	vs Sacred Heart ³	L, 1-15
4/12	vs North Carolina ³	L, 1-5
4/12	vs VCU ³	W, 3-1
4/13	vs North Carolina ³	L, 6-8
4/13	vs VCU ³	L, 2-9
4/14	vs North Carolina ³	L, 3-7
4/14	vs North Carolina ³	L, 1-2
4/16	James Madison	W, 7-3
4/16	James Madison	W, 4-2
4/17	at North Carolina	L, 0-4
4/17	at North Carolina	L, 3-7
4/19	vs UNCW ⁴	W, 8-7
4/19	vs UNCW ⁴	W, 5-4
4/20	at East Carolina ⁴	L, 2-7
4/20	at East Carolina ⁴	W, 12-9
4/23	George Mason	L, 3-8
4/23	George Mason	L, 2-4
4/24	East Carolina	W, 5-3
4/24	East Carolina	W, 3-2
4/26	Salisbury ⁵	W, 2-1
4/26	NYIT ⁵	W, 9-0
4/26	Liberty ⁵	W, 10-1
4/26	VCU ⁵	W, 9-8
4/27	Salisbury ⁵	W, 3-1
4/27	VCU ⁵	W, 13-1

¹Played in Columbia, S.C.
²Liberty Baptist Invitational (Lynchburg, Va.)
³Lady Flames Invitational (Lynchburg, Va.)
⁴East Carolina Tournament (Greenville, N.C.)
⁵UVA Invitational (Charlottesville, Va.)



YEAR-BY-YEAR RESULTS

1986 24-34

H: 18-13 | A: 4-5 | N: 2-16

Head Coach: Sue Ross

3/9	at Florida State	L, 0-4
3/9	at Florida State	W, 2-1
3/10	vs Iowa State ¹	L, 1-6
3/10	vs Maine ¹	W, 1-0
3/11	vs Missouri State ¹	L, 0-7
3/11	vs Missouri State ¹	L, 1-4
3/12	vs Iowa State ¹	L, 7-9
3/12	vs Maine ¹	L, 1-2
3/15	vs La.-Lafayette ²	L, 1-2
3/15	vs Eastern Mich. ²	L, 2-3
3/16	vs Miami (OH) ²	L, 0-3
3/16	vs Massachusetts ²	L, 0-5
3/18	Vermont	W, 5-1
3/18	Vermont	W, 8-1
3/25	at North Carolina	L, 0-1
3/25	at North Carolina	L, 1-4
3/26	at VCU	W, 3-0
3/26	at VCU	W, 6-0
3/28	Bloomsburg	L, 0-3
3/28	Bloomsburg	L, 3-10
3/29	Penn State	L, 2-3
3/29	Penn State	L, 3-6
4/2	Canisius	W, 6-1
4/2	Canisius	W, 12-0
4/4	Temple	L, 0-4
4/4	Furman	W, 8-6
4/4	North Carolina	L, 0-1
4/4	North Carolina	L, 0-1
4/5	Temple	W, 2-0
4/5	George Mason	L, 0-7
4/5	Temple	W, 4-0
4/6	George Mason	W, 1-0
4/6	George Mason	L, 0-6
4/9	George Mason	L, 3-5
4/9	George Mason	W, 1-0
4/11	vs UCONN ³	L, 0-6
4/11	vs Ohio State ³	W, 2-1
4/11	vs Adelphi ³	L, 1-7
4/12	vs Rhode Island ³	L, 1-3
4/12	vs Ohio State ³	L, 1-2
4/15	at East Carolina	L, 0-1
4/15	at East Carolina	W, 2-0
4/16	VCU	W, 1-0
4/16	VCU	W, 4-0
4/18	VCU ⁴	W, 2-0
4/18	NYIT ⁴	W, 9-1
4/19	UNCW ⁴	W, 3-0
4/19	UNCW ⁴	W, 13-0
4/20	VCU ⁴	W, 5-0
4/20	VCU ⁴	W, 5-0
4/22	East Carolina	L, 1-3
4/22	East Carolina	W, 2-1
4/23	George Mason	L, 5-6
4/23	George Mason	L, 0-2
4/25	at South Carolina ⁵	L, 0-2
4/25	vs Georgia State ⁵	L, 2-4
4/26	vs South Florida ⁵	L, 1-4
4/26	vs North Carolina ⁵	L, 1-2

¹ Played in Orlando, Fla.
² South Florida Invitational (Tampa, Fla.)
³ Lady Lion Invitational (State College, Pa.)
⁴ UVA Round Robin (Charlottesville, Va.)
⁵ South Carolina Invitational (Columbia, S.C.)

3/21	at George Mason	W, 1-0
3/21	at George Mason	W, 5-1
3/25	at Temple	L, 0-2
3/25	at Temple	W, 2-0
3/28	Penn State	W, 6-3
3/28	Penn State	L, 2-3
3/29	Bloomsburg	L, 0-1
3/29	Bloomsburg	W, 3-1
4/1	North Carolina	L, 1-3
4/1	North Carolina	T, 2-2
4/8	VCU	W, 6-0
4/8	VCU	W, 1-0
4/10	vs Adelphi ²	L, 1-2
4/10	vs Rhode Island ²	W, 4-1
4/10	vs Akron ²	L, 3-4
4/11	at Penn State ²	L, 1-2
4/11	vs Bloomsburg ²	L, 2-3
4/14	at North Carolina	W, 2-1
4/14	at North Carolina	L, 1-3
4/17	vs George Mason ³	W, 4-0
4/17	vs Kent State ³	W, 6-4
4/18	at North Carolina ³	L, 0-6
4/18	vs Ohio ³	W, 2-0
4/19	at North Carolina ³	L, 2-8
4/23	at East Carolina	L, 3-4
4/23	at East Carolina	L, 5-6
4/24	at Furman	L, 0-2
4/25	at Winthrop	W, 3-0
4/25	at Winthrop	W, 5-0

¹ South Florida Tournament (Tampa, Fla.)
² Lady Lion Invitational (State College, Pa.)
³ Carolina Pride Invitational (Chapel Hill, N.C.)

1988 37-19

H: 19-1 | A: 9-7 | N: 9-11

Head Coach: Terry DeTuro

3/5	Virginia Union	W, 5-0
3/5	Virginia Union	W, 12-2
3/6	Shippensburg	W, 2-0
3/6	Shippensburg	W, 5-0
3/10	vs Winthrop ¹	W, 9-3
3/11	vs East Carolina ¹	L, 0-2
3/11	vs Temple ¹	L, 4-5
3/12	at South Florida ¹	W, 4-3
3/12	vs North Carolina ¹	L, 0-2
3/13	vs Louisiana Tech ¹	L, 0-7
3/13	vs Florida State ¹	L, 0-4
3/15	vs Southern Ill. ²	W, 8-1
3/15	vs Southern Ill. ²	W, 9-0
3/16	at Florida A&M	L, 1-4
3/16	at Florida A&M	W, 11-0
3/17	at Florida St. ²	L, 0-5
3/17	at Florida St. ²	L, 1-7
3/18	vs Massachusetts ²	W, 2-1
3/18	vs Southern Ill. ²	L, 2-3
3/18	vs Georgia State ²	L, 2-6
3/19	vs Stetson ²	W, 3-0
3/23	North Carolina	W, 4-3
3/23	North Carolina	W, 2-0
3/25	vs Charlotte ³	W, 3-1
3/25	vs Penn State ³	W, 1-0
3/25	at George Mason ³	W, 4-3
3/26	at George Mason ³	W, 10-0
3/26	vs Ohio ³	W, 3-1
3/26	at George Mason ³	W, 5-1
3/29	George Mason	W, 4-3
3/29	George Mason	W, 4-1
3/30	Canisius	W, 4-3
4/6	at North Carolina	W, 1-0
4/6	at North Carolina	W, 8-0
4/8	Penn State ⁴	W, 6-0
4/8	East Carolina ⁴	W, 3-0
4/8	USC UpState ⁴	W, 5-3
4/8	George Mason ⁴	W, 2-0
4/9	Ohio ⁴	W, 2-1
4/9	George Mason ⁴	W, 4-2
4/9	Penn State ⁴	W, 6-0
4/16	Norfolk State	W, 10-0
4/16	Norfolk State	W, 11-1

4/17	at UNCW	W, 5-3
4/17	at UNCW	W, 16-1
4/23	at Furman	L, 0-1
4/23	at Furman	L, 1-2
4/24	at South Carolina	L, 1-6
4/24	at South Carolina	L, 0-10
4/26	East Carolina	L, 3-5
4/26	East Carolina	W, 2-0
4/29	vs Adelphi ⁴	L, 0-4
4/29	vs George Mason ⁴	W, 2-1
4/29	vs Rhode Island ⁴	L, 0-6
4/30	vs Adelphi ⁴	L, 4-6
4/30	vs George Mason ⁴	L, 0-1

¹ South Florida Invitational (Tampa, Fla.)
² Florida State Tournament (Tallahassee, Fla.)
³ George Mason Invitational (Fairfax, Va.)
⁴ UVA Invitational (Charlottesville, Va.)
⁵ Penn State Invitational (State College, Pa.)

1989 42-12

H: 13-0 | A: 11-6 | N: 18-6

Head Coach: Terry DeTuro

2/25	at Georgia Tech	W, 9-0
2/25	at Georgia Tech	W, 4-0
2/25	at Georgia State	W, 5-0
2/25	at Georgia State	W, 4-2
3/4	at Florida A&M	W, 3-0
3/4	at Florida A&M	W, 1-0
3/5	vs Eastern Mich. ¹	W, 6-4
3/5	vs Eastern Mich. ¹	L, 1-3
3/6	at Florida State	L, 2-4
3/6	at Florida State	L, 1-5
3/8	at Stetson	W, 10-4
3/10	vs Nicholls St. ²	W, 5-0
3/10	vs Winthrop ²	L, 0-1
3/11	vs #18 Central Michigan ²	W, 5-2
3/11	vs #7 Iowa State ²	W, 3-2
3/12	vs Missouri ²	W, 2-0
3/12	vs #12 South Carolina ²	L, 0-7
3/18	vs Ohio ³	W, 6-0
3/18	vs UNCW ³	W, 7-0
3/19	vs Coastal Carolina ³	W, 2-0
3/19	vs Wagner ³	W, 6-0
3/19	vs Charlotte ³	W, 4-3
3/19	at East Carolina ³	L, 0-2
3/22	Yale	W, 7-0
3/22	Yale	W, 1-0
3/28	Canisius	W, 2-0
3/28	Canisius	W, 2-0
4/1	Georgia State ⁴	W, 7-0
4/1	Temple ⁴	W, 4-0
4/1	Delaware ⁴	W, 6-2
4/2	Charlotte ⁴	W, 4-0
4/2	East Carolina ⁴	W, 3-2
4/2	North Carolina ⁴	W, 2-1
4/9	at Furman	L, 0-1
4/9	at Furman	W, 2-1
4/12	Davis & Elkins	W, 6-0
4/12	Davis & Elkins	W, 5-0
4/14	at North Carolina	L, 0-1
4/14	at North Carolina	W, 4-0
4/15	vs George Mason ⁵	W, 3-2
4/15	vs George Mason ⁵	W, 4-1
4/21	vs Austin Peay ⁶	W, 3-0
4/21	vs South Florida ⁶	W, 2-0
4/22	vs Nicholls State ⁶	W, 5-0
4/22	vs South Carolina ⁶	L, 0-2
4/22	vs Furman ⁶	W, 6-4
4/22	vs Florida State ⁶	L, 0-2
4/26	East Carolina	W, 5-4
4/27	at Shippensburg	W, 5-4
4/27	at Shippensburg	W, 8-0
4/28	vs Detroit ⁷	W, 4-1
4/28	vs Rhode Island ⁷	W, 5-3
4/29	at Penn State ⁷	L, 1-4
4/29	vs George Mason ⁷	L, 0-1

¹ Played in Tallahassee, Fla.
² South Florida Tournament (Tampa, Fla.)
³ Lady Pirate Invitational (Greenville, N.C.)
⁴ UVA Invitational (Charlottesville, Va.)
⁵ Played at Madison High School (Madison, Va.)
⁶ Frost Cutlery Invitational (Chattanooga, Tenn.)
⁷ Lady Lion Invitational (State College, Pa.)

1990 28-18

H: 9-3 | A: 9-6 | N: 10-9

Head Coach: Terry DeTuro

3/1	George Mason	L, 0-3
3/1	George Mason	W, 2-0
3/3	at Georgia Tech	W, 2-0
3/3	at Georgia Tech	W, 5-0
3/4	vs UNCW ¹	W, 1-0
3/4	at Georgia St. ¹	L, 1-2
3/4	vs Miami (OH) ¹	W, 2-0
3/8	at South Florida ²	L, 4-9
3/9	vs Eastern Mich. ²	L, 3-4
3/9	vs Oklahoma ²	W, 1-0
3/9	vs Michigan ²	L, 5-6
3/10	vs Iowa St. ²	W, 7-6
3/10	vs Winthrop ²	W, 6-1
3/11	vs Central Michigan ²	L, 5-6
3/12	at Florida A&M	W, 4-2
3/12	at Florida A&M	W, 5-1
3/13	at Florida St.	L, 0-3
3/13	at Florida St.	L, 0-10
3/15	at Charleston So.	W, 3-0
3/15	at Charleston So.	W, 10-0
3/17	vs UNCW ³	W, 3-0
3/17	vs Charlotte ³	L, 8-9
3/18	vs Ohio ³	W, 3-0
3/18	vs George Mason ³	L, 0-1
3/21	Mercer	W, 3-0
3/21	Mercer	W, 4-0
3/23	vs Iowa ⁴	L, 1-2
3/23	vs Colorado St. ⁴	L, 1-2
3/23	at San Jose St. ⁴	L, 0-6
3/24	vs Massachusetts	L, 3-6
3/24	vs New Mexico	W, 8-5
4/1	Maine	W, 4-0
4/1	Maine	W, 6-0
4/4	at North Carolina	W, 3-2
4/4	at North Carolina	L, 1-3
4/11	South Carolina	L, 0-4
4/11	South Carolina	L, 0-4
4/12	at George Mason	W, 6-2
4/12	at George Mason	W, 2-0
4/18	UNCG	W, 4-0
4/18	UNCG	W, 6-1
4/21	vs East Carolina ⁵	L, 1-4
4/21	vs Southern Miss ⁵	W, 4-3
4/21	vs North Carolina ⁵	W, 5-3
4/25	Davis & Elkins	W, 12-0
4/25	Davis & Elkins	W, 7-1

¹ Georgia State Round Robin Invitational (Atlanta, Ga.)
² South Florida Tournament (Tampa, Fla.)
³ East Carolina Tournament (Greenville, N.C.)
⁴ National Invitational Softball Tournament (San Jose, Calif.)
⁵ Frost Cutlery Invitational (Chattanooga, Tenn.)

1987 18-20-1

H: 6-3-1 | A: 7-10 | N: 5-7

Head Coach: Terry DeTuro

3/8	at Florida State	L, 0-7
3/8	at Florida State	W, 5-2
3/12	vs Western Illinois ¹	W, 6-3
3/13	vs Winthrop ¹	L, 4-7
3/13	vs Villanova ¹	L, 0-1
3/13	at South Florida ¹	L, 0-1
3/14	vs Arizona State ¹	L, 0-1
3/14	vs Maine ¹	L, 0-2
3/19	Yale	W, 10-4
3/19	Yale	W, 3-2



YEAR-BY-YEAR RESULTS

1991 **30-19**

H: 15-2 | A: 9-7 | N: 6-10

Head Coach: Terry DeTuro

3/7	at South Florida	L, 0-2
3/7	at South Florida	L, 3-7
3/8	vs Stetson ¹	W, 5-0
3/8	vs Ball State ¹	W, 8-3
3/9	vs UNCW ¹	W, 17-0
3/9	vs Illinois State ¹	L, 0-1
3/9	vs Iowa ¹	L, 0-2
3/10	vs Western Illinois ¹	W, 3-0
3/10	vs South Carolina ¹	L, 1-3
3/11	at Florida A&M	W, 3-1
3/11	at Florida A&M	W, 5-1
3/13	at Florida St.	L, 1-9
3/13	at Florida St.	L, 1-2 (10)
3/17	Longwood	W, 6-3
3/17	Longwood	W, 10-0
3/21	vs California ²	L, 0-8
3/22	vs Creighton ²	L, 0-4
3/22	vs Adelphi ²	L, 1-2
3/22	vs Sacramento St. ²	L, 1-6
3/23	vs Adelphi ²	L, 3-6
3/27	Charleston So.	W, 3-0
3/27	Charleston So.	L, 0-2
3/28	Hofstra	W, 3-2
3/28	Hofstra	L, 0-1
3/30	Delaware ³	W, 6-0
3/30	Canisius ³	W, 8-0
3/30	Hofstra ³	W, 2-1
4/3	at George Mason	L, 2-3
4/3	at George Mason	W, 3-1
4/4	Grace (IN)	W, 8-0
4/4	Grace (IN)	W, 4-0
4/7	at UNCG	W, 10-1
4/7	at UNCG	W, 5-0
4/9	at North Carolina	L, 0-2
4/9	at North Carolina	W, 3-0
4/10	at South Carolina	L, 1-2
4/10	at South Carolina	W, 3-0
4/11	Campbell	W, 8-1
4/11	Campbell	W, 3-0
4/19	vs Florida St. ⁴	W, 2-1
4/19	vs Nicholls St. ⁴	L, 0-4
4/21	vs Florida St. ⁴	W, 2-0
4/21	vs Northwestern St.	L, 2-4
4/24	George Mason	W, 10-0
4/27	George Mason	W, 3-0
4/27	at East Carolina	W, 3-0
4/27	at East Carolina	W, 1-0
4/28	UMBC	W, 1-0 (fo)
4/28	UMBC	W, 1-0 (fo)

¹South Florida Invitational (Tampa, Fla.)
²San Jose Invitational (San Jose, Calif.)
³UVA Invitational (Charlottesville, Va.)
⁴Frost Cutlery Invitational (Chattanooga, Tenn.)

1992 **29-14**

H: 14-6 | A: 6-3 | N: 9-5

ACC: 6-3

Head Coach: Terry DeTuro

3/5	at Campbell	W, 9-5
3/5	at Campbell	W, 2-1
3/6	Georgian Court	W, 8-2
3/7	vs George Mason ¹	W, 2-1
3/7	at East Carolina ¹	L, 3-6
3/7	vs UNCW ¹	W, 1-0
3/13	vs Adelphi ²	W, 7-0
3/13	vs Samford ²	W, 5-0
3/14	vs Penn State ²	W, 4-2
3/14	vs Florida St.* ²	L, 0-10
3/14	vs Miami (OH) ²	W, 8-6
3/15	vs Illinois-Chicago ²	L, 2-5
3/17	at Florida A&M	W, 8-0
3/17	at Florida A&M	W, 4-1
3/18	at Florida St.*	W, 1-0
3/18	at Florida St.*	L, 2-5
3/20	vs Rutgers ³	L, 1-3
3/20	vs Southern Illinois ³	L, 1-2

3/21	at Florida A&M ³	W, 6-0
3/21	vs Miami (OH) ³	W, 1-0
3/25	Rider	L, 1-5
3/25	Rider	W, 3-2 (8)
3/27	Radford ⁴	W, 9-0
3/27	Charlotte ⁴	W, 2-0
3/28	Rider ⁴	L, 0-3
3/28	Temple ⁴	L, 2-3
3/28	Charlotte ⁴	W, 10-0
3/28	Temple ⁴	W, 7-3
3/28	Rider ⁴	L, 2-5
4/3	Robert Morris	W, 3-2
4/3	Robert Morris	L, 3-11
4/8	George Mason	W, 2-0
4/8	George Mason	W, 8-0
4/10	South Carolina	W, 6-5
4/10	South Carolina	L, 3-5 (10)
4/15	UNCG	W, 11-1
4/15	UNCG	W, 4-1
4/17	vs North Carolina \$	L, 0-2
4/17	vs Georgia Tech \$	W, 10-3
4/18	vs North Carolina \$	W, 3-1
4/18	at Florida St. \$	L, 1-11
4/23	North Carolina*	W, 3-2
4/23	North Carolina*	W, 2-0

¹East Carolina Invitational (Greenville, N.C.)
²South Florida Invitational (Tampa, Fla.)
³Florida State Invitational (Tallahassee, Fla.)
⁴UVA Invitational (Charlottesville, Va.)
\$ ACC Tournament (Tallahassee, Fla.)

1993 **32-12**

H: 9-1 | A: 9-8 | N: 14-3

ACC: 2-4

Head Coach: Peggy Kellers

3/6	UMBC	W, 21-0
3/6	UMBC	W, 10-0
3/7	East Carolina	W, 7-3
3/7	East Carolina	W, 4-2
3/12	vs Eastern Mich. ¹	W, 4-0
3/12	vs Robert Morris ¹	W, 9-2
3/12	at South Florida ¹	W, 3-1
3/14	vs Iowa State ¹	W, 6-0
3/14	vs Oklahoma St. ¹	L, 0-4
3/15	vs Miami (OH) ¹	W, 5-3
3/15	vs Miami (OH) ¹	W, 5-0
3/18	at Florida A&M	L, 0-3
3/18	at Florida A&M	W, 2-0
3/19	vs Illinois-Chicago ²	W, 2-1
3/19	vs South Florida ²	W, 4-3
3/19	vs Toledo ²	W, 6-1
3/20	vs Adelphi ²	W, 3-2
3/20	vs Florida A&M ²	W, 10-0
3/20	at Florida State* ²	L, 0-7
3/26	Towson	W, 3-1
3/26	Radford	L, 4-7
4/3	at South Carolina	L, 1-4
4/3	at South Carolina	W, 3-1
4/7	Mary Washington	W, 10-0
4/7	Mary Washington	W, 6-0
4/9	vs Coastal Carolina ³	W, 6-0
4/9	vs Florida State ³	L, 2-3
4/10	vs Hofstra ³	W, 3-2
4/11	vs UNCW ³	W, 4-1
4/11	vs East Carolina ³	L, 2-4
4/12	at North Carolina* ³	L, 0-1
4/12	at North Carolina* ³	L, 3-5
4/16	vs North Carolina \$	W, 1-0
4/17	at Florida State \$	W, 1-0
4/17	at Florida State \$	L, 0-2
4/17	at Florida State \$	L, 2-4
4/20	at Radford \$	W, 10-0
4/20	at Radford \$	W, 2-0
4/22	George Mason	W, 2-0
4/22	George Mason	W, 13-0
4/24	at Georgia St.	W, 8-1
4/24	at Georgia St.	L, 3-4

4/25	at Georgia Tech*	W, 6-0
4/25	at Georgia Tech*	W, 10-1

*ACC Contest
¹South Florida Classic (Tampa, Fla.)
²Lady Seminole Classic (Tallahassee, Fla.)
³Tar Heel Invitational (Chapel Hill, N.C.)
⁴ACC Tournament (Tallahassee, Fla.)

1994 **33-18**

H: 6-3 | A: 12-5 | N: 15-10

ACC: 4-6

Head Coach: Peggy Kellers

2/25	at UNCG	W, 2-0
2/25	at UNCG	W, 12-0
2/26	at Charlotte	W, 4-1
2/26	at Charlotte	W, 4-0
2/27	at Georgia Tech *	W, 2-0
2/27	at Georgia Tech *	W, 1-0
3/11	vs Oklahoma ¹	L, 1-2
3/11	vs Sam Houston St. ¹	W, 7-0
3/11	vs Ball State ¹	W, 2-1
3/12	vs East Carolina ¹	L, 3-5
3/12	vs Michigan ¹	W, 4-0
3/12	vs Florida St.* ¹	L, 0-7
3/14	vs Southern Illinois ¹	W, 16-2
3/14	vs Yale ¹	W, 5-4
3/16	at Florida St.* ²	L, 3-4
3/16	vs Texas A&M ²	L, 0-2
3/17	vs Princeton ²	L, 2-3
3/17	vs Illinois-Chicago ²	L, 4-5
3/18	vs Missouri St. ²	L, 0-5
3/18	vs Illinois St. ²	L, 1-5
3/18	vs Florida A&M	W, 7-0
3/19	vs Samford ²	W, 1-0
3/19	vs Southern Illinois ²	W, 1-0
3/25	vs Southern Utah ³	W, 9-0
3/26	vs San Diego St. ³	L, 1-2
3/26	at Arizona St.	L, 2-6
3/26	vs San Diego St. ³	W, 5-0
3/27	vs Southern Utah ³	W, 2-0
3/27	at Arizona St.	W, 4-1
4/3	South Florida	L, 2-3
4/3	South Florida	L, 2-7
4/5	at George Mason	W, 8-0
4/5	at George Mason	W, 9-1
4/8	vs Coastal Carolina ⁴	W, 5-0
4/8	at North Carolina*	L, 3-4
4/9	vs George Mason ⁴	W, 16-2
4/9	vs East Carolina ⁴	W, 8-1
4/10	vs Florida St.* ⁴	L, 4-9
4/16	Florida St.*	L, 0-8
4/16	Florida St.*	W, 5-4
4/22	vs North Carolina \$	W, 2-1
4/22	at Florida St. \$	W, 2-0
4/23	at Florida St. \$	L, 0-1
4/23	at Florida St. \$	W, 3-0
4/27	at North Carolina *	L, 2-3
4/27	at North Carolina *	W, 5-4
4/30	Rutgers	W, 8-0
4/30	East Carolina	W, 6-4
4/30	South Carolina	W, 2-1
5/1	South Carolina	W, 3-1
5/1	Rutgers	W, 8-0

*ACC Contest
¹South Florida Classic (Tampa, Fla.)
²Lady Seminole Classic (Tallahassee, Fla.)
³Played in Tempe, Ariz.
⁴Played in Chapel Hill, N.C.
⁵ACC Tournament (Tallahassee, Fla.)

1995 **28-23**

H: 12-5 | A: 5-8 | N: 11-10

ACC: 2-4

Head Coach: Peggy Kellers

3/3	Ohio ¹	L, 1-3
3/3	Ohio ¹	W, 8-1
3/4	Charlotte ¹	W, 9-0
3/4	UCONN ¹	W, 4-1
3/4	Massachusetts ¹	W, 9-0
3/5	Charlotte ²	W, 14-5
3/10	vs Northern Illinois ²	W, 1-0
3/10	vs Ball State ²	W, 3-0
3/10	vs Temple ²	L, 4-5
3/11	vs Indiana ²	W, 6-1
3/11	vs Louisiana Tech ²	W, 6-0
3/12	vs Florida St. ²	L, 1-2
3/14	at Florida St.*	L, 2-3
3/14	at Florida St.*	L, 0-3
3/15	at South Florida	W, 2-0
3/15	at South Florida	W, 3-2
3/18	at South Carolina	L, 0-2
3/18	at South Carolina	L, 0-1
3/19	at South Carolina	L, 0-6
3/19	at South Carolina	L, 0-4
3/22	Georgia Tech*	L, 2-9
3/22	Georgia Tech*	W, 2-1
3/24	vs San Diego St. ³	W, 4-1
3/24	vs New Mexico ³	W, 7-6
3/25	at Arizona St.	W, 5-3
3/25	at Arizona St.	L, 2-4
3/26	vs Western Michigan ³	L, 3-8
3/30	Campbell	W, 3-2
3/30	Campbell	W, 5-4
4/1	North Carolina*	L, 3-8
4/1	UNCG	L, 1-3
4/2	North Carolina*	W, 3-1
4/2	UNCG	W, 7-6
4/8	at Coastal Carolina	W, 6-1
4/8	vs South Carolina ⁴	L, 0-8
4/9	at Coastal Carolina	L, 1-4
4/9	vs South Carolina ⁴	L, 0-6
4/14	vs Centenary (LA) ⁵	W, 9-1
4/14	at Chattanooga ⁵	W, 5-4
4/14	vs Texas A&M ⁵	L, 2-5
4/15	vs Georgia St. ⁵	W, 8-5
4/15	vs Winthrop ⁵	W, 7-1
4/15	vs Tennessee Tech ⁵	L, 1-9
4/16	vs La.-Lafayette ⁵	L, 0-9
4/21	vs Georgia Tech \$	L, 1-3
4/21	vs Maryland	W, 8-0
4/22	vs North Carolina	W, 5-4
4/22	vs Georgia Tech	L, 4-7
4/29	George Mason	W, 1-0
4/29	South Carolina	L, 2-10
4/29	UNCG	W, 3-0

* ACC Contest
¹North/South Classic (Charlottesville, Va.)
²South Florida Classic (Tampa, Fla.)
³Played in Tempe, Ariz.
⁴Played in Conway, S.C.
⁵Frost Cutlery Classic (Chattanooga, Tenn.)
\$ ACC Tournament (Tallahassee, Fla.)



YEAR-BY-YEAR RESULTS

1996 14-27

H: 4-10 | A: 6-5 | N: 4-12

ACC: 2-5

Head Coach: Peggy Kellers

2/23 at Charlotte	W, 6-0
2/23 at Charlotte	L, 5-8
2/24 at Winthrop	L, 4-9
2/24 at Winthrop	W, 1-0
2/25 at UNCG	W, 5-4
2/25 at UNCG	W, 6-4
2/26 Radford	L, 1-4
2/26 Radford	L, 1-8
3/8 vs Temple ¹	L, 3-4
3/8 vs Iowa ¹	L, 3-8
3/8 vs Western Illinois ¹	L, 1-2
3/9 vs Robert Morris ¹	W, 6-0
3/9 vs Western Michigan ¹	L, 0-8
3/12 vs Notre Dame ¹	L, 2-5
3/12 vs Marshall ¹	W, 6-5
3/15 vs Michigan St. ²	L, 2-12
3/15 vs Michigan St. ²	L, 1-8
3/16 at Georgia Tech*	L, 2-5
3/16 at Georgia Tech*	L, 4-5
3/22 vs Central Michigan ³	L, 0-2
3/22 vs Southern Utah ³	L, 2-3
3/23 vs New Mexico ³	L, 2-8
3/23 at Arizona St.	L, 2-7
3/24 vs New Mexico	L, 0-4
3/30 Coppin St.	W, 27-1
3/30 South Carolina	L, 6-9
3/31 South Carolina	L, 1-9
3/31 Coppin St.	W, 11-0
4/3 North Carolina*	L, 3-13
4/3 North Carolina	L, 1-9
4/6 Florida St.*	L, 0-8
4/6 Florida St.*	L, 4-5
4/7 South Florida	L, 0-4
4/7 South Florida	L, 2-13
4/10 at Maryland*	W, 2-1
4/10 at Maryland*	W, 5-3
4/18 vs Maryland \$	W, 2-1
4/19 vs Georgia Tech \$	W, 3-2
4/20 vs North Carolina \$	L, 0-8
4/27 George Mason	W, 17-4
4/27 George Mason	W, 7-3

¹ACC Contest
²South Florida Tournament (Tampa, Fla.)
³Played at Georgia Tech (Atlanta, Ga.)
⁴Played in Tempe, Ariz.
⁵ACC Tournament (Raleigh, N.C.)

1997 17-16

H: 8-2 | A: 3-7 | N: 6-7

ACC: 6-2

Head Coach: Peggy Kellers

3/7 vs Central Michigan ¹	W, 3-1
3/7 vs Florida ¹	L, 0-1
3/7 vs Iowa ¹	L, 0-8
3/8 vs Western Michigan ¹	W, 4-3
3/8 vs Illinois-Chicago ¹	L, 0-2
3/9 vs Hofstra ¹	L, 0-3
3/11 vs Iowa St. ¹	L, 0-2
3/11 vs Iowa St. ¹	W, 3-0
3/12 vs Indiana State ¹	W, 6-1
3/12 vs Indiana State ¹	L, 4-6
3/14 vs Penn State ¹	W, 3-2
3/14 vs Penn State ¹	W, 2-1
3/25 at Radford	W, 2-1
3/25 at Radford	L, 2-3
3/28 at North Carolina*	W, 3-1
3/28 at North Carolina*	L, 0-2
3/29 at North Carolina	L, 0-3
4/4 at South Florida	L, 1-4
4/4 at South Florida	L, 2-3
4/6 at Florida State*	L, 0-8
4/6 at Florida State*	W, 6-3
4/8 Maryland*	W, 3-0
4/8 Maryland*	W, 4-0
4/11 Georgia Tech*	W, 4-0
4/11 Georgia Tech*	W, 3-2

4/18 vs Maryland \$	L, 3-4
4/18 at Georgia Tech \$	L, 2-7
4/25 Charlotte ²	W, 2-0
4/25 Charlotte ²	W, 4-2
4/26 UNC ²	L, 0-1
4/26 Liberty ²	W, 2-0
4/26 East Carolina ²	L, 2-3
4/26 East Carolina ²	W, 8-5

¹Speedline Tournament (Tampa, Fla.)
²Virginia Invitational (Charlottesville, Va.)
³ACC Tournament (Atlanta, Ga.)

1998 38-28

H: 9-8 | A: 11-15 | N: 18-5

ACC: 3-5

Head Coach: Cheryl Sprangel

2/14 vs Campbell ¹	W, 4-1
2/14 vs Campbell ¹	L, 2-7
2/15 at UNCG ¹	W, 2-0
2/15 at UNCG ¹	L, 2-4
2/26 at Cal St. Fullerton ²	L, 0-1
2/26 vs Eastern Mich. ²	W, 4-1
2/27 vs San Diego St. ²	W, 2-1
2/27 vs San Jose St. ²	L, 0-6
2/28 vs Long Beach St. ²	L, 0-4
2/28 vs Stanford ²	L, 1-2
3/1 at Cal St. Fullerton ²	L, 0-2
3/1 vs San Diego St. ²	W, 4-2
3/4 UMBC	W, 2-1
3/4 UMBC	W, 1-0
3/6 East Carolina	W, 6-1
3/7 East Carolina	L, 4-5
3/7 East Carolina	W, 7-3
3/9 at LSU	L, 2-8
3/9 at LSU	L, 4-5
3/10 at La.-Lafayette	L, 1-3
3/10 at La.-Lafayette	L, 0-4
3/12 at La.-Monroe	W, 6-1
3/12 at La.-Monroe	W, 4-1
3/13 at Louisiana Tech	L, 0-2
3/13 at Louisiana Tech	W, 2-0
3/18 Radford	W, 8-0
3/18 Radford	L, 2-4
3/20 vs Wichita St. ³	W, 2-0
3/21 vs UNCW ³	W, 13-1
3/21 vs Dayton ³	W, 6-1
3/22 vs Princeton ³	W, 2-1
3/22 vs Providence ³	W, 4-2
3/22 vs Kent St. ³	W, 1-0
3/22 vs LSU ³	L, 2-8
3/24 at Liberty	L, 0-2
3/24 at Liberty	L, 0-1
3/26 Cleveland St.	W, 2-0
3/26 Cleveland St.	W, 5-3
3/27 vs Auburn ⁴	W, 2-1
3/27 vs East Carolina ⁴	W, 9-2
3/27 vs Longwood ⁴	W, 2-0
3/28 vs Liberty ⁴	W, 3-0
3/28 vs East Carolina ⁴	W, 9-0
3/29 at George Mason	W, 2-0
3/29 at George Mason	W, 3-1
3/31 at Virginia Tech	W, 5-1
3/31 at Virginia Tech	W, 6-2
4/3 North Carolina*	L, 0-2
4/3 North Carolina*	L, 0-3
4/7 South Carolina	L, 2-4
4/7 South Carolina	L, 6-8
4/10 at Charlotte	W, 3-0
4/10 at Charlotte	W, 2-0
4/11 at Georgia Tech*	L, 3-5
4/11 at Georgia Tech*	L, 0-2
4/14 at Maryland*	L, 7-8
4/14 at Maryland*	W, 5-4
4/18 Florida St.*	W, 4-1
4/18 Florida St.*	W, 3-0
4/20 South Florida	L, 1-2
4/20 South Florida	L, 1-2
4/23 vs Georgia Tech \$	W, 3-1
4/23 vs North Carolina \$	W, 2-1
4/24 at Florida St. \$	L, 0-10

4/25 vs North Carolina \$	W, 6-0
4/25 at Florida St. \$	L, 1-2

¹ACC Contest
²Played in Greensboro, N.C.
³Easton Showcase Tournament (Fullerton, Calif.)
⁴Winthrop Invitational (Rock Hill, S.C.)
⁵Sports Club Classic (Richmond, Va.)
⁶ACC Tournament (Tallahassee, Fla.)

1999 35-26

H: 18-6 | A: 4-11 | N: 13-9

ACC: 4-4

Head Coach: Cheryl Sprangel

2/19 vs Akron ¹	W, 12-2
2/20 vs UNCW ¹	W, 6-5
2/20 vs Campbell ¹	W, 4-3
2/20 vs Minnesota ¹	L, 0-1
2/21 vs UNCG ¹	W, 9-1
2/21 vs Illinois-Chicago ¹	L, 2-14
2/25 at UC Santa Barbara ²	L, 2-3
2/26 vs Texas A&M ²	L, 3-9
2/26 at UC Santa Barbara ²	L, 4-7
2/27 vs Cal Poly ²	L, 3-4
2/27 at UC Santa Barbara ²	L, 2-5
2/28 vs Cal Poly ²	W, 3-2
2/28 vs Texas A&M ²	W, 1-0
3/3 Eastern Mich.	W, 5-2
3/4 Eastern Mich.	W, 3-1
3/5 Eastern Mich.	L, 3-6
3/5 North Carolina	L, 1-9
3/12 vs Miami (OH) ³	W, 6-0
3/12 vs Ole Miss ³	W, 1-0
3/13 vs Fresno St. ³	L, 1-4
3/13 vs Robert Morris ³	W, 3-0
3/14 vs Kansas ³	W, 3-2
3/14 vs Florida Atlantic ³	L, 2-8
3/15 vs Iowa St. ³	L, 4-6
3/15 vs Iowa St. ³	L, 1-2
3/18 at Florida State* ³	L, 2-8
3/18 at Florida State* ³	L, 1-2
3/19 vs New Mexico ⁴	L, 0-2
3/20 at South Fla.	L, 0-7
3/20 at South Fla.	L, 0-1
3/23 at Radford	W, 5-3
3/23 at Radford	W, 7-0
3/26 Akron ⁵	W, 4-3
3/26 Penn St. ⁵	W, 4-2
3/28 Rutgers ⁵	L, 5-6
3/28 Marshall ⁵	W, 6-2
4/3 at North Carolina*	L, 2-4
4/4 at North Carolina*	W, 4-3
4/6 Hofstra	W, 4-3
4/6 Hofstra	W, 4-3
4/8 Elon	W, 4-1
4/8 Elon	W, 9-1
4/11 Georgia Tech*	W, 2-0
4/11 Georgia Tech*	W, 6-4
4/14 George Mason	W, 6-0
4/14 George Mason	W, 9-0
4/17 Charlotte	W, 4-1
4/18 Charlotte	W, 7-2
4/20 at UMBC	L, 3-4
4/20 at UMBC	W, 3-1
4/24 Maryland*	L, 2-5
4/24 Maryland*	W, 1-0
4/27 Virginia Tech	L, 0-1
4/27 Virginia Tech	L, 0-1
4/28 Liberty	W, 3-0
4/28 Liberty	W, 9-1
5/14 vs Georgia Tech \$	W, 4-0
5/14 vs Maryland \$	W, 1-0
5/15 at Florida St. \$	L, 0-1
5/16 vs Maryland \$	W, 3-1
5/16 at Florida St. \$	L, 0-3

¹Triangle Classic (Raleigh, N.C.)
²UCSB Easton Invitational (Santa Barbara, Calif.)
³Florida St. Invitational (Tallahassee, Fla.)
⁴Played in Tampa, Fla.
⁵Hoo's Who Tournament (Charlottesville, Va.)
⁶ACC Tournament (Tallahassee, Fla.)

2000 27-38

H: 12-8 | A: 7-13 | N: 8-17

ACC: 3-5

Head Coach: Cheryl Sprangel

2/17 at UNLV ¹	L, 0-3
2/17 vs Portland State ¹	L, 0-4
2/18 vs Fordham ¹	W, 5-4 (8)
2/18 vs UC Santa Barbara ¹	L, 0-3
2/19 vs California ¹	L, 1-6
2/19 vs University of Utah ¹	L, 3-4
2/20 vs Oregon State ¹	L, 0-2 (8)
2/25 at Arkansas ²	L, 1-7
2/25 at Arkansas ²	L, 0-2
2/26 vs Missouri ²	L, 3-5
2/26 vs Missouri ²	W, 7-6
2/27 vs Notre Dame ²	L, 0-1
2/27 vs Notre Dame ²	L, 1-6
3/3 Delaware ³	W, 4-1
3/3 Ohio ³	W, 9-0 (5)
3/5 Eastern Ky ³	W, 7-1
3/5 Wright State ³	W, 8-0
3/10 vs Pacific ⁴	W, 4-3 (8)
3/10 vs Central Michigan ⁴	L, 3-5
3/10 vs Baylor ⁴	L, 3-5
3/11 vs UC Santa Barbara ⁴	L, 5-6
3/11 vs Utah ⁴	L, 2-10
3/14 at Sacramento State	L, 0-2
3/14 at Sacramento State	L, 2-6
3/15 at Pacific	W, 5-3
3/15 at Pacific	L, 0-1 (9)
3/16 vs California ⁵	L, 5-6
3/16 vs Portland State ⁵	L, 1-2 (9)
3/17 vs Wisconsin ⁵	L, 1-2 (8)
3/17 vs A&M-Corpus Christi ⁵	W, 3-2 (8)
3/18 vs Middle Tenn. ⁵	W, 4-1
3/18 vs Wisconsin ⁵	L, 3-8
3/24 Pittsburgh ⁶	W, 9-0 (5)
3/24 Bowling Green ⁶	L, 0-3
3/26 Rutgers ⁶	L, 4-5
3/26 Penn State ⁶	L, 3-7 (8)
3/28 Harvard	W, 4-0 (6)
3/28 Harvard	W, 8-0 (6)
3/29 UMBC	W, 1-0
3/29 UMBC	W, 4-3
4/1 North Carolina*	L, 1-3 (8)
4/2 North Carolina*	L, 6-11
4/7 at Elon	W, 13-1 (5)
4/7 at Elon	W, 11-0 (6)
4/8 at North Carolina ⁷	L, 1-3
4/9 vs Radford ⁷	W, 8-0 (6)
4/9 vs FIU ⁷	L, 0-4
4/9 at North Carolina ⁷	L, 2-6
4/11 at Virginia Tech	L, 3-5
4/11 at Virginia Tech	L, 3-5
4/12 Campbell	L, 2-3
4/12 Campbell	W, 5-0
4/15 at Georgia Tech*	W, 4-2
4/15 at Georgia Tech*	W, 4-1
4/22 at Maryland*	L, 3-5 (12)
4/22 at Maryland*	W, 2-0
4/26 East Carolina	W, 6-5
4/26 East Carolina	W, 3-2
4/29 vs Georgia Tech \$	W, 7-6 (9)
4/29 vs North Carolina \$	W, 3-1
4/30 at Florida State \$	W, 4-2
5/1 at Florida State \$	L, 1-3
5/1 at Florida State \$	L, 0-2
5/3 Florida State*	L, 2-3
5/3 Florida State*	L, 2-6

¹ACC Contest
²UNLV Classic (Las Vegas, Nev.)
³Morning News Invitational (Fayetteville, Ark.)
⁴UVA Cavalier Classic (Charlottesville, Va.)
⁵National Invitational Softball Tournament (Sunnyvale, Calif.)
⁶Capital Classic (Sacramento, Calif.)
⁷UVA Hoo's Who Tournament (Charlottesville, Va.)
⁸Tar Heel Invitational (Chapel Hill, N.C.)
⁹ACC Tournament (Tallahassee, Fla.)



YEAR-BY-YEAR RESULTS

2001		52-17		2002		45-22		2003		37-26		2004		38-26		
H: 18-0 A: 13-9 N: 21-8		ACC: 4-4		H: 14-6 A: 12-4 N: 19-12		ACC: 1-6		H: 18-6 A: 5-13 N: 14-7		ACC: 3-5		H: 18-8 A: 11-7 N: 9-11		ACC: 6-4		
Head Coach: Cheryl Sprangel		Head Coach: Cheryl Sprangel		Head Coach: Cheryl Sprangel		Head Coach: Cheryl Sprangel		Head Coach: Cheryl Sprangel		Head Coach: Cheryl Sprangel		Head Coach: Cheryl Sprangel		Head Coach: Cheryl Sprangel		
2/16	vs LIU-Brooklyn ¹	W, 5-2		2/15	vs Ohio ¹	W, 6-0		2/14	vs UNCW ¹	W, 10-4		2/13	vs Liberty ¹	W, 5-0		
2/16	vs Indiana ¹	L, 2-5		2/15	vs UNCG ¹	W, 4-3		2/14	vs Campbell ¹	W, 13-4 (6)		2/13	vs East Carolina ¹	L, 2-6		
2/17	vs Elon ¹	W, 4-1		2/16	vs Minnesota ¹	L, 1-4		2/15	vs Boston U. ¹	W, 10-9		2/14	vs James Madison ¹	W, 3-2		
2/17	vs Wright State ¹	W, 3-0		2/16	vs Robert Morris ¹	W, 6-2		2/21	vs Drake ²	L, 4-9		2/20	vs Bradley ²	W, 6-5 (8)		
2/18	vs Minnesota ¹	W, 2-1		2/17	vs East Carolina ¹	W, 1-0		2/21	vs New Mexico ²	L, 2-11 (5)		2/20	vs Western Kentucky ²	L, 2-5		
2/18	vs Tennessee ¹	L, 1-4		2/17	vs Illinois ¹	W, 1-0 (8)		2/22	at #2 Arizona ²	L, 1-13 (5)		2/21	vs Villanova ²	W, 4-2		
2/22	at Loyola Marymount	L, 0-4 (8)		2/17	vs Tennessee ¹	L, 1-3		2/22	vs Oklahoma State ²	L, 3-11 (6)		2/21	vs Samford ²	W, 7-1		
2/22	at Loyola Marymount	L, 3-4		2/22	at Tennessee Tech ²	W, 7-0		2/23	vs Western Michigan ²	W, 10-8		2/22	vs Miami (OH) ²	W, 4-3 (9)		
2/23	vs Santa Clara ²	L, 1-3		2/23	vs Middle Tenn. ²	L, 1-4		2/28	vs Michigan State ³	L, 2-3 (10)		2/22	at Chattanooga ²	W, 9-1 (5)		
2/23	at UC Santa Barbara ²	L, 0-4		2/23	vs Louisville ²	W, 6-0		2/28	vs St. Bonaventure ³	W, 7-3		2/27	vs BYU ³	W, 3-1		
3/2	Drexel ³	W, 8-4		2/24	vs Bowling Green ²	W, 3-2		3/1	vs Saint Francis (PA) ³	W, 9-0 (5)		2/28	vs Pittsburgh ³	W, 5-3		
3/2	Drexel ³	W, 1-0		2/24	vs Bradley ²	W, 2-1		3/2	vs Michigan State ³	L, 0-11 (5)		2/28	at Houston ³	L, 1-4		
3/3	Ohio ³	W, 4-0		3/1	Appalachian State ³	W, 11-2 (6)		3/3	at Coastal Carolina	L, 0-2		2/29	vs Mississippi State ³	L, 0-5		
3/3	Ohio ³	W, 7-4		3/1	Morehead State ³	W, 16-4 (5)		3/3	at Coastal Carolina	L, 0-8 (5)		2/29	vs Villanova ³	L, 2-3		
3/9	at Charlotte ⁴	W, 6-5		3/2	Tennessee ³	W, 2-0		3/5	at #15 South Carolina	L, 1-4		3/6	at Sacramento State	L, 0-2		
3/10	vs Ohio ⁴	W, 3-2		3/2	Rider ³	W, 6-2 (5)		3/5	at #15 South Carolina	L, 0-2		3/6	at Sacramento State	L, 3-5		
3/10	vs Appalachian State ⁴	W, 8-2		3/8	vs Santa Clara ⁴	W, 5-0		3/7	at Charlotte ⁴	W, 11-1 (5)		3/7	at Santa Clara	W, 2-1		
3/11	vs Mt. St. Mary's ⁴	W, 8-0 (6)		3/8	vs Miami (OH) ⁴	L, 0-1		3/8	vs Liberty ⁴	W, 7-2		3/7	at Santa Clara	L, 6-7		
3/11	at Charlotte ⁴	W, 8-0 (6)		3/8	vs California ⁴	L, 1-7		3/8	vs Wright State ⁴	W, 3-1		3/9	at #15 Fresno State	L, 1-3		
3/12	at Coastal Carolina ⁵	W, 12-1 (6)		3/9	vs UCLA ⁴	L, 0-2		3/9	vs Akron ⁴	L, 0-7		3/9	at #15 Fresno State	W, 9-3		
3/12	vs East Carolina ⁵	W, 14-6 (6)		3/9	vs Georgia Tech ⁴	W, 6-4 (10)		3/9	vs Akron ⁴	W, 2-0		3/10	at #17 Pacific	L, 0-8 (5)		
3/13	vs Illinois ⁵	L, 0-5		3/9	vs UCLA ⁴	L, 0-3		3/13	Bowling Green ⁵	W, 1-0 (8)		3/10	at #17 Pacific	W, 8-2		
3/13	vs Bowling Green ⁵	W, 5-1		3/12	at Sacramento State	W, 2-0		3/14	Stony Brook ⁵	W, 4-1		3/12	vs Purdue ⁴	L, 0-8 (6)		
3/14	vs Illinois ⁵	W, 4-0		3/12	at Sacramento State	W, 7-6		3/14	Stony Brook ⁵	W, 11-1 (5)		3/12	vs #3 California ⁴	L, 0-8 (5)		
3/14	vs East Carolina ⁵	L, 0-4		3/13	at St. Mary's (CA)	W, 2-0		3/15	Seton Hall ⁵	L, 0-2		3/13	vs Sacramento State ⁴	L, 0-3		
3/16	vs Robert Morris ⁶	W, 10-2 (6)		3/13	at St. Mary's (CA)	L, 1-4		3/15	Seton Hall ⁵	L, 1-6		3/13	vs San Jose State ⁴	W, 5-0		
3/17	vs Towson ⁶	W, 2-0		3/14	vs Middle Tenn. ⁵	W, 8-0 (6)		3/16	Bowling Green ⁵	W, 9-2		3/14	vs Santa Clara ⁴	L, 0-3		
3/17	vs UNCG ⁶	W, 2-0		3/14	vs UNLV ⁵	W, 9-0		3/16	Bowling Green ⁵	W, 5-3		3/19	Rutgers ⁵	L, 0-4		
3/18	vs East Carolina ⁶	W, 10-5		3/15	at Sacramento State ⁵	W, 4-2		3/18	Rutgers	W, 5-2		3/19	Youngstown State ⁵	W, 3-1		
3/18	vs Illinois ⁶	W, 6-1		3/15	vs IUPUI ⁵	W, 10-1 (5)		3/18	Rutgers	L, 1-6		3/20	Campbell ⁵	W, 11-2 (5)		
3/23	Liberty ⁷	W, 9-0		3/16	vs Miami (OH) ⁵	L, 1-3		3/21	Robert Morris ⁶	W, 10-1 (5)		3/20	La Salle ⁵	W, 7-2		
3/23	Liberty ⁷	W, 2-1 (8)		3/16	vs LIU-Brooklyn ⁵	W, 4-1		3/21	Tulsa ⁶	L, 0-4		3/20	Towson ⁵	W, 10-2 (6)		
3/24	Bowling Green ⁷	W, 12-2 (6)		3/17	vs Middle Tenn. ⁵	L, 4-5 (9)		3/22	James Madison ⁶	W, 3-2		3/21	Rutgers ⁵	W, 7-4 (8)		
3/24	Bowling Green ⁷	W, 5-1		3/22	Drexel ⁶	W, 1-2 (6)		3/22	Penn State ⁶	W, 4-1		3/24	Virginia Tech	W, 2-0		
3/25	Penn State ⁷	W, 5-2		3/22	Drexel ⁶	W, 2-0		3/23	Penn State ⁶	L, 3-4		3/24	Virginia Tech	L, 2-5		
3/25	Penn State ⁷	W, 8-7		3/23	Wright State ⁶	W, 4-0		3/25	UNCG	W, 9-0 (5)		3/26	Seton Hall ⁶	W, 9-3		
3/27	at Campbell	W, 9-0 (6)		3/23	Wright State ⁶	W, 6-4		3/25	UNCG	W, 8-5		3/26	NC State ⁶	W, 5-4		
3/27	at Campbell	W, 5-4		3/24	Penn State ⁶	W, 4-2		3/29	vs Hawaii ⁷	W, 8-7 (8)		3/27	Penn State	L, 2-3		
3/31	at North Carolina*	L, 1-2 (9)		3/24	Penn State ⁶	W, 5-2		3/29	vs East Carolina ⁷	W, 5-1		3/27	Binghamton ⁶	W, 8-2		
4/1	at East Carolina+	W, 2-1		3/29	at Georgia State	L, 3-9		4/2	East Carolina	W, 6-1		3/28	Penn State ⁶	W, 5-0		
4/3	at George Mason	W, 9-0 (6)		3/29	at Georgia State	W, 3-2 (9)		4/2	East Carolina	W, 6-5		3/28	NC State ⁶	L, 2-3 (10)		
4/3	at George Mason	W, 5-0		3/31	at Georgia Tech*	L, 1-5		*4/5	Georgia Tech	W, 6-1		3/31	Brown	W, 7-5		
4/6	vs Centenary (LA) ⁸	W, 12-4 (6)		3/31	at Georgia Tech*	L, 1-3		*4/5	Georgia Tech	L, 0-2		3/31	Brown	W, 9-0 (5)		
4/6	at Tennessee ⁸	W, 2-1		4/2	Marshall	W, 7-3		*4/13	at North Carolina	L, 2-10 (6)		4/3	North Carolina*	L, 1-3		
4/7	vs Centenary (LA) ⁸	W, 8-2		4/2	Marshall	W, 3-1		*4/13	at North Carolina	L, 2-3 (10)		4/3	North Carolina*	L, 2-7		
4/7	vs Stephen F. Austin ⁸	L, 2-3		4/3	vs Virginia Tech ⁷	W, 3-2		4/15	Liberty	W, 5-2		4/6	at Towson	W, 7-3		
4/8	vs Stephen F. Austin ⁸	W, 9-6		4/3	vs Virginia Tech ⁷	L, 1-2 (8)		4/15	Liberty	W, 3-2 (9)		4/6	at Towson	W, 9-2 (6)		
4/8	at Tennessee ⁸	L, 1-3		4/6	vs Maryland ⁸	W, 7-5		4/17	at Virginia Tech	L, 5-6		4/10	at Georgia Tech*	W, 2-0		
4/12	at East Carolina +	L, 5-6		4/6	at North Carolina	W, 4-3		4/17	at Virginia Tech	W, 10-5 (6)		4/10	at Georgia Tech*	L, 0-2		
4/13	at North Carolina*	L, 0-2		4/6	vs Georgia Tech ⁸	W, 1-0		*4/19	Maryland	W, 3-0		4/15	Radford	W, 7-6		
4/14	Georgia Tech*	W, 2-1		4/7	vs Georgia Tech ⁸	W, 10-5		*4/19	Maryland	W, 5-1		4/15	Radford	L, 1-4		
4/14	Georgia Tech*	W, 1-0 (8)		4/13	Villanova	W, 7-3		4/23	at James Madison	W, 8-3		4/17	#2 Florida State*	L, 0-1		
4/17	at Liberty	W, 8-4		4/13	Villanova	L, 0-3		4/23	at James Madison	W, 12-3		4/17	#2 Florida State*	W, 5-4		
4/17	at Liberty	W, 6-2		4/14	North Carolina*	L, 0-1 (8)		*4/26	at #13 Florida State	L, 0-5		4/20	at Liberty	W, 8-0 (5)		
4/18	Elon	W, 4-0		4/14	North Carolina*	L, 5-6		*4/26	at #13 Florida State	L, 1-12 (5)		4/20	at Liberty	W, 11-3		
4/18	Elon	W, 11-4		4/16	at UMBC	W, 9-0 (6)		4/27	at Troy	W, 3-2 (8)		4/21	James Madison	W, 9-1 (5)		
4/21	Pittsburgh	W, 8-2		4/16	at UMBC	W, 6-1		4/27	at Troy	L, 2-3		4/21	James Madison	W, 11-4		
4/21	Pittsburgh	W, 2-0		4/18	at Elon College	W, 8-2		4/29	vs Virginia Tech ⁸	L, 4-7		4/24	NC State*	W, 5-4		
4/22	Maryland*	W, 3-2 (9)		4/18	at Elon College	W, 7-1		5/9	at #10 Florida State \$	L, 1-10 (5)		4/24	NC State*	W, 6-2		
4/22	Maryland*	W, 5-1		4/21	at Maryland*	W, 3-2		5/9	vs Maryland \$	W, 4-0		4/25	at Maryland*	W, 6-1		
4/24	vs Virginia Tech ⁹	W, 4-2 (8)		4/24	James Madison	L, 2-3		5/10	vs Georgia Tech \$	W, 4-3		4/25	at Maryland*	W, 11-3 (6)		
4/24	vs Virginia Tech ⁹	W, 3-1		4/24	James Madison	W, 9-1 (5)		5/10	vs Maryland \$	W, 6-3		4/27	vs Virginia Tech ⁷	L, 3-6 (8)		
4/28	at Florida State*	L, 0-8 (5)		4/30	#21 Florida State*	L, 0-4		5/11	at #10 Florida State \$	L, 2-10 (5)		5/14	vs Maryland \$	L, 3-5		
4/28	at Florida State*	L, 2-10 (5)		4/30	#21 Florida State*	L, 3-6						5/15	vs Georgia Tech \$	L, 1-4		
4/29	at Florida A&M	W, 3-0		5/10	vs North Carolina \$	L, 0-6										
4/29	at Florida A&M	W, 7-1		5/11	vs Maryland \$	W, 4-1										
5/11	vs North Carolina \$	L, 3-7														
5/12	vs Georgia Tech \$	W, 3-2														
5/12	vs Maryland \$	L, 1-3														

¹ UNC Triangle Classic (Raleigh, N.C.)
² UCSB/Easton Invit. (Santa Barbara, Calif.)
³ Cavalier Classic (Charlottesville, Va.)
⁴ UNC-Charlotte 49er Invit. (Charlotte, N.C.)
⁵ Coastal Carolina Classic (Conway, S.C.)
⁶ Winthrop Invitational. (Rock Hill, S.C.)
⁷ Who's Hoo Tournament (Charlottesville, Va.)
⁸ Lady Vol Spring Invit. (Knoxville, Tenn.)
⁹ Played in Salem, Va.
\$ ACC Tournament (Raleigh, N.C.)

¹ Triangle Classic (Raleigh, N.C.)
² Worth Icebreaker Tournament (Cookeville, Tenn.)
³ Cavalier Classic (Charlottesville, Va.)
⁴ National Invitational Softball Tournament (Pleasanton, Calif.)
⁵ Capital Classic Tournament (Sacramento, Calif.)
⁶ Hoo's Who Tournament (Charlottesville, Va.)
⁷ Played in Salem, Va.
⁸ Played in Chapel Hill, N.C.
\$ ACC Tournament (Tallahassee, Fla.)

¹ Triangle Classic (Raleigh, N.C.)
² Worth Invitational (Tucson, Ariz.)
³ Cougar Classic (Mt. Pleasant, S.C.)
⁴ 49er Invitational (Charlottesville, N.C.)
⁵ Cavalier Classic (Charlottesville, Va.)
⁶ Hoo's Who Tournament (Charlottesville, Va.)
⁷ Tar Heel Invitational (Chapel Hill, N.C.)
⁸ Played in Salem, Va.
\$ ACC Championship (Tallahassee, Fla.)

¹ Triangle Classic (Raleigh, N.C.)
² Sonic Challenge (Chattanooga, Tenn.)
³ Hyatt Regency Cougar Classic (Houston, Texas)
⁴ National Invitational Softball Tournament (Sunnyvale, Calif.)
⁵ Cavalier Classic (Charlottesville, Va.)
⁶ Hoo's Who Tournament (Charlottesville, Va.)
⁷ Game played in Salem, Va.
\$ ACC Championship (Tallahassee, Fla.)



YEAR-BY-YEAR RESULTS



2005		31-32	
H: 15-9 A: 11-11 N: 5-12			
ACC: 9-8			
Head Coach: Cheryl Sprangel			
2/11	vs UNCW ¹	L, 1-3	
2/11	vs ETSU ¹	L, 1-3	
2/12	vs Radford ¹	W, 4-2	
2/12	vs Temple ¹	W, 3-2	
2/13	at North Carolina ¹	L, 2-3	
2/19	vs Temple ²	W, 5-4 (8)	
2/19	at Charlotte ²	L, 5-7	
2/20	vs Kent State ²	L, 3-8	
2/20	at Charlotte ²	W, 4-1	
2/25	vs Kentucky ³	L, 7-10	
2/25	vs Bowling Green ³	W, 4-0	
2/26	vs Kent State ³	L, 0-8 (5)	
2/26	at Chattanooga ³	L, 0-11 (6)	
2/26	vs Tennessee Tech ³	L, 2-5	
2/27	vs Bradley ³	L, 3-6	
3/8	at Hawaii ⁴	L, 2-4	
3/9	vs Campbell ⁴	L, 2-4	
3/10	vs Notre Dame ⁴	L, 1-3	
3/10	vs Nevada ⁴	L, 6-7	
3/11	at Hawaii ⁴	W, 4-1	
3/18	Bowling Green ⁵	W, 5-1	
3/18	East Carolina ⁵	W, 3-2	
3/19	Rutgers ⁵	W, 12-3 (6)	
3/19	Toledo ⁵	W, 7-4 (1)	
3/20	Toledo ⁵	L, 1-2	
3/24	#4 Tennessee	L, 0-10	
3/26	at NC State*	W, 7-6 (10)	
3/26	at NC State*	W, 8-0 (6)	
3/27	at NC State*	L, 3-5	
3/30	at James Madison	L, 0-1	
3/30	at James Madison	W, 1-0	
4/3	#19 Georgia Tech*	L, 0-3	
4/3	#19 Georgia Tech*	W, 6-4	
4/5	Towson	L, 4-5	
4/5	Towson	L, 2-3 (10)	
4/9	Maryland*	W, 2-1	
4/9	Maryland*	L, 0-1	
4/10	Maryland*	W, 2-0	
4/12	Longwood	L, 2-5	
4/12	Longwood	L, 2-5	
4/13	Liberty	W, 4-1	
4/13	Liberty	W, 6-2	
4/16	at North Carolina*	L, 1-4	
4/16	at North Carolina*	W, 2-0	
4/17	at North Carolina	W, 3-2	
4/20	at George Washington	W, 9-7 (9)	
4/20	at George Washington	W, 7-0	
4/21	at Radford	L, 2-4	
4/21	at Radford	W, 6-2	
4/23	at Florida State*	L, 3-5	
4/23	at Florida State*	L, 0-4	
4/24	at Florida State*	L, 2-3	
4/27	Mt. St. Mary's	W, 16-0 (5)	
4/27	Mt. St. Mary's	W, 6-1	
4/29	Sacred Heart	W, 8-0 (6)	
4/29	Sacred Heart	W, 9-1	
4/30	Virginia Tech*	W, 4-1	
4/30	Virginia Tech*	W, 9-1 (5)	
5/1	Virginia Tech*	L, 5-6	
5/12	at Maryland \$	W, 5-4	
5/13	vs Virginia Tech \$	W, 2-1	
5/14	vs #17 Georgia Tech \$	L, 0-3	
5/14	vs Virginia Tech \$	L, 1-2	

2006		29-26	
H: 5-7 A: 12-13 N: 12-6			
ACC: 7-13			
Head Coach: Karen Johns			
2/17	vs Gardner-Webb ¹	W, 2-0	
2/17	vs Akron ¹	W, 4-2	
2/24	vs Miami (OH) ²	L, 7-9	
2/24	vs Bowling Green ²	L, 0-3	
2/25	vs UAB ²	W, 4-3	
2/25	at Chattanooga ²	W, 2-0	
2/26	vs ETSU ²	W, 3-2	
2/26	vs Maine ²	W, 1-0	
3/3	vs Oklahoma State ³	L, 3-6	
3/3	vs Saint Joseph's ³	W, 12-3 (5)	
3/4	vs South Dakota State ³	W, 5-2 (8)	
3/4	vs Evansville ³	W, 5-3	
3/4	vs UCONN ³	W, 5-1	
3/5	vs Oklahoma State ³	W, 2-1	
3/5	vs NC State ³	L, 7-8	
3/7	vs Loyola Chicago ⁴	W, 9-1 (6)	
3/7	at Cal State Fullerton ⁴	L, 0-5	
3/8	at Long Beach State	W, 4-2 (8)	
3/9	vs Cal St.-Northridge ⁵	L, 4-5 (9)	
3/9	at Loyola Marymount	L, 1-2	
3/18	at Virginia Tech*	L, 1-4	
3/18	at Virginia Tech*	W, 4-3	
3/19	at Virginia Tech*	L, 2-10 (5)	
3/25	at Georgia Tech*	L, 2-10 (5)	
3/25	at Georgia Tech*	L, 4-7	
3/26	at Georgia Tech*	W, 5-4	
3/28	at George Mason	W, 2-1 (8)	
3/28	at George Mason	W, 7-4 (6)	
3/29	Radford	W, 3-1 (8)	
3/29	Radford	L, 1-2	
4/1	#23 North Carolina*	L, 1-3 (12)	
4/1	#23 North Carolina*	L, 2-13	
4/2	#23 North Carolina*	L, 4-5	
4/4	at Liberty	L, 2-5	
4/4	at Liberty	W, 13-3 (5)	
4/9	Florida State*	W, 1-0	
4/9	Florida State*	L, 5-8	
4/12	James Madison	W, 4-0	
4/12	James Madison	W, 4-3	
4/15	at Maryland*	W, 2-1	
4/15	at Maryland*	W, 4-1	
4/16	at Maryland*	L, 0-1	
4/18	at Longwood	L, 0-8 (5)	
4/18	at Longwood	W, 5-4 (8)	
4/22	NC State*	L, 0-4	
4/22	NC State*	L, 5-7	
4/23	NC State*	W, 5-2	
4/29	at Boston College*	L, 0-2 (8)	
4/29	at Boston College*	L, 2-5	
4/30	at Boston College*	W, 1-0	
5/2	at Towson	L, 0-1	
5/2	at Towson	W, 4-2	
5/11	vs Virginia Tech \$	W, 3-0	
5/12	at #22 North Carolina \$	L, 0-1	
5/12	vs Georgia Tech \$	L, 2-11 (5)	

* ACC Contest
¹ Triangle Classic (Chapel Hill, N.C.)
² Panera Bread Challenge (Chattanooga, Tenn.)
³ Buzz Classic (Marietta, Ga.)
⁴ Fullerton Round Robin (Fullerton, Calif.)
⁵ LMU Tournament (Los Angeles, Calif.)
\$ ACC Tournament (Chapel Hill, N.C.)

2007		17-39	
H: 6-12 A: 4-14 N: 7-13			
ACC: 1-20			
Head Coach: Karen Johns			
2/9	vs Western Kentucky ¹	W, 1-0	
2/9	vs Arkansas ¹	W, 2-1	
2/10	at #22 South Florida ¹	L, 2-4	
2/10	vs Western Kentucky ¹	L, 2-5	
2/11	vs Arkansas ¹	W, 4-1	
2/16	vs Texas Tech ²	L, 7-8	
2/16	vs Middle Tennessee St. ²	W, 11-10	
2/17	vs Temple ²	W, 11-8	
2/17	at #3 Arizona ²	L, 3-12	
2/18	vs Middle Tennessee St. ²	L, 2-11	
2/22	vs UNLV ³	L, 6-7	
2/22	vs BYU ³	W, 7-5	
2/23	vs Cal State Fullerton ³	L, 0-10	
2/23	vs Cal Poly SLO ³	L, 3-15	
2/24	vs #22 Fresno State ³	W, 10-9	
2/24	vs #6 Oregon State ³	L, 2-6	
3/2	vs Notre Dame ⁴	L, 1-4	
3/3	vs Michigan	L, 0-8 (6)	
3/3	vs Notre Dame ⁴	L, 3-6	
3/4	vs Michigan ⁴	L, 0-8 (6)	
3/4	at Jacksonville ⁴	L, 2-10 (5)	
3/4	at Jacksonville ⁴	W, 8-4	
3/6	at East Carolina ⁴	L, 3-4	
3/6	at East Carolina	L, 1-7	
3/17	at North Carolina*	L, 1-3	
3/18	at North Carolina*	L, 2-10 (5)	
3/18	at North Carolina*	L, 0-9 (6)	
3/21	at Radford	W, 2-1	
3/21	at Radford	W, 9-1 (6)	
3/24	Maryland*	L, 1-15 (6)	
3/24	Maryland*	L, 3-8	
3/25	Maryland*	L, 1-11 (6)	
3/28	at James Madison	W, 6-5	
3/31	Boston College*	L, 6-8	
3/31	Boston College*	L, 7-8	
4/1	Boston College*	W, 6-2	
4/3	Towson	W, 5-3	
4/3	Towson	W, 4-2	
4/6	Virginia Tech*	L, 0-4	
4/7	Virginia Tech*	L, 1-2	
4/7	Virginia Tech*	L, 0-10 (6)	
4/14	at NC State*	L, 2-6	
4/14	at NC State*	L, 2-7	
4/14	at NC State*	L, 0-12 (5)	
4/18	Longwood	W, 5-2	
4/18	Longwood	L, 2-6	
4/21	at Florida State*	L, 2-8	
4/21	at Florida State*	L, 2-4	
4/22	at Florida State	L, 0-8 (5)	
4/25	George Mason	W, 3-2	
4/25	George Mason	W, 9-1 (5)	
4/27	Georgia Tech*	L, 3-12 (5)	
4/27	Georgia Tech*	L, 0-15 (5)	
4/28	Georgia Tech*	L, 10-11	
5/10	vs Virginia Tech \$	L, 1-4	
5/11	vs North Carolina \$	L, 0-8 (5)	

* ACC Contest
¹ Best Western Invitational (Tampa, Fla.)
² Worth Wildcat Invitational (Tucson, Ariz.)
³ Palm Springs Classic (Cathedral City, Calif.)
⁴ JU Invitational (Jacksonville, Fla.)
\$ ACC Tournament (Tallahassee, Fla.)

2008		15-39	
H: 5-14 A: 7-16 N: 3-9			
ACC: 6-15			
Head Coach: Eileen Schmidt			
2/15	vs Southern Utah ¹	L, 3-5	
2/16	at #4 Arizona State ¹	L, 4-14 (5)	
2/16	vs Oklahoma State ¹	L, 9-10 (10)	
2/16	vs Oregon State ¹	L, 6-7	
2/17	vs Western Michigan ¹	L, 0-3	
2/22	vs ULM ²	W, 6-3	
2/22	at #5 Tennessee ²	L, 0-8 (5)	
2/23	vs BYU ²	L, 1-5	
2/23	vs Wagner	W, 9-1 (5)	
2/24	at #5 Tennessee ²	L, 1-5	
2/29	vs North Florida ³	L, 3-6	
2/29	vs Stony Brook ³	L, 0-11 (5)	
3/1	vs Coastal Carolina ³	W, 9-5	
3/1	at Jacksonville ³	W, 8-3	
3/2	at Jacksonville	L, 3-4	
3/5	at Georgia Tech*	W, 8-3	
3/5	at Georgia Tech*	W, 2-1	
3/6	at Georgia Tech*	L, 3-6	
3/12	James Madison	L, 0-4	
3/12	James Madison	W, 2-1	
3/14	Florida State*	L, 1-9	
3/14	Florida State*	L, 3-8	
3/15	Florida State*	L, 1-5	
3/20	Georgetown ⁴	L, 0-4	
3/21	Radford ⁴	L, 2-5	
3/22	Rutgers ⁴	L, 14-15	
3/22	Ohio ⁴	L, 3-9	
3/24	Radford	L, 1-9 (5)	
3/24	Radford	L, 4-16 (6)	
3/26	George Mason	W, 5-3	
3/26	George Mason	W, 6-2	
3/29	NC State*	W, 4-0	
3/29	NC State*	L, 0-5	
3/30	NC State*	W, 8-7	
4/2	at Longwood	W, 3-0	
4/2	at Longwood	L, 3-5	
4/5	at #21 Virginia Tech*	L, 0-4	
4/6	at #21 Virginia Tech*	L, 0-3	
4/6	at #21 Virginia Tech*	L, 1-7	
4/9	at Liberty	W, 7-6	
4/9	at Liberty	L, 6-9	
4/12	#15 North Carolina*	L, 2-11 (5)	
4/12	#15 North Carolina*	L, 1-6	
4/13	#15 North Carolina*	L, 1-7	
4/19	at Maryland*	W, 5-4	
4/19	at Maryland*	L, 1-6	
4/20	at Maryland	L, 0-2 (6)	
4/23	at Towson	L, 0-2	
4/23	at Towson	L, 2-5	
4/26	at Boston College*	L, 2-6	
4/26	at Boston College*	L, 4-6	
4/27	at Boston College*	W, 2-1	
5/8	vs #13 North Carolina \$	L, 0-6	
5/9	vs Georgia Tech	L, 3-5	

* ACC Contest
¹ Kajikawa Classic (Tempe, Ariz.)
² Tennessee Classic (Knoxville, Tenn.)
³ JU Invitational (Jacksonville, Fla.)
⁴ Cavalier Classic (Charlottesville, Va.)
\$ ACC Tournament (College Park, Md.)



YEAR-BY-YEAR RESULTS



2009 25-22

H: 13-9 | A: 4-8 | N: 8-5
ACC: 2-15

Head Coach: Eileen Schmidt

2/7	vs Middle Tennessee ¹	W, 6-3
2/7	at East Carolina ¹	L, 1-9
2/8	vs Middle Tennessee ¹	W, 7-2
2/8	at East Carolina ¹	W, 12-1
2/12	vs BYU ²	L, 0-8 (5)
2/12	vs Southern Utah ²	W, 3-1
2/13	vs Saint Louis ²	W, 11-0 (5)
2/13	vs South Dakota St. ²	W, 13-0 (5)
2/14	vs Cal St. Fullerton ²	L, 0-1
2/15	vs Louisville ²	L, 5-6 (8)
2/20	vs Troy ³	W, 7-1
2/20	vs Eastern Illinois ³	L, 3-11 (6)
2/21	vs North Florida	W, 1-0
2/22	vs Sacred Heart	W, 12-4 (6)
2/28	George Washington	W, 10-0 (5)
2/28	George Washington	W, 9-1 (6)
3/7	Rider	W, 15-3 (5)
3/7	Rider	W, 6-0
3/8	Lafayette	W, 13-1 (5)
3/8	Lafayette	W, 8-0 (6)
3/10	George Washington	W, 8-2
3/10	George Washington	W, 6-3
3/21	at NC State*	L, 2-3
3/21	at NC State*	L, 1-9 (5)
3/22	at NC State*	W, 5-3
3/28	Virginia Tech*	W, 5-2
3/28	Virginia Tech*	L, 2-10 (5)
3/29	Virginia Tech	L, 2-5
3/31	at George Mason	W, 3-1 (8)
3/31	at George Mason	W, 5-1
4/1	Liberty	W, 2-1 (8)
4/1	Liberty	W, 7-6
4/4	Maryland*	L, 2-5
4/4	Maryland*	L, 0-5
4/5	Maryland*	L, 4-8
4/8	Longwood	L, 5-9
4/8	Longwood	W, 5-1
4/11	at #14 North Carolina*	L, 3-8
4/11	at #14 North Carolina*	L, 0-6
4/15	Hampton	W, 4-2
4/18	#21 Georgia Tech*	L, 1-14 (5)
4/18	#21 Georgia Tech*	L, 4-13 (5)
4/19	#21 Georgia Tech*	L, 3-5
4/25	at Florida State*	L, 1-3
4/25	at Florida State*	L, 4-12 (6)
4/26	at Florida State*	L, 1-5
5/8	vs #15 Georgia Tech \$	L, 0-7

*ACC Contest

¹Pirate Invitational (Greenville, N.C.)

²Louisville Slugger Desert Classic (Las Vegas, Nev.)

³Gamecock Invitational (Columbia, S.C.)

\$ ACC Championship (Raleigh, N.C.)

2010 34-23

H: 16-5 | A: 11-10 | N: 7-8
ACC: 13-7

Head Coach: Eileen Schmidt

2/14	vs UNCW ¹	W, 9-0 (6)
2/14	at Elon ¹	L, 8-10
2/19	vs #4 Michigan ²	L, 0-13 (5)
2/19	at #19 LSU ²	L, 0-3
2/20	vs Oklahoma State ²	L, 2-5
2/20	vs #4 Michigan ²	W, 2-1
2/21	at #19 LSU ²	L, 0-8 (6)
2/26	vs George Washington ³	W, 9-1 (5)
2/26	vs Notre Dame ³	L, 3-11 (5)
2/27	vs Notre Dame ³	L, 0-9
2/27	vs George Washington ³	W, 6-0
3/6	Delaware State ⁴	W, 7-0
3/6	Columbia ⁴	W, 9-3
3/7	Columbia ⁴	W, 8-0 (5)
3/7	Delaware State ⁴	W, 9-0 (5)
3/9	at Longwood	L, 3-5
3/9	at Longwood	L, 0-1
3/10	Norfolk State	W, 9-1 (5)
3/10	Norfolk State	W, 3-2
3/14	at Maryland*	W, 5-3
3/14	at Maryland*	W, 3-1
3/18	vs #23 La.-Lafayette ⁵	W, 10-4
3/19	vs Fresno State ⁵	L, 0-1
3/20	vs #8 Oklahoma ⁵	L, 0-2
3/20	vs San Jose State ⁵	L, 4-8
3/21	vs #2 Arizona ⁵	W, 2-1
3/24	Liberty	W, 4-0
3/24	Liberty	L, 4-6
3/27	at Virginia Tech*	W, 5-0
3/27	at Virginia Tech*	W, 4-3
3/28	at Virginia Tech*	W, 8-3 (6)
3/31	at James Madison	W, 5-4
4/2	#22 North Carolina*	W, 5-4
4/3	#22 North Carolina*	L, 0-8
4/3	#22 North Carolina*	W, 3-1
4/7	Towson	W, 5-3
4/7	Towson	W, 8-4
4/10	at #6 Georgia Tech*	L, 2-5
4/10	at #6 Georgia Tech*	L, 3-5
4/11	at #6 Georgia Tech*	L, 0-8 (5)
4/14	at Hampton	W, 5-0 (9)
4/14	at Hampton	W, 5-3 (10)
4/17	NC State*	W, 4-1
4/17	NC State*	L, 0-9
4/18	NC State*	W, 1-0
4/21	Radford	W, 5-2
4/21	Radford	W, 4-2
4/24	at Boston College*	W, 13-1
4/24	at Boston College*	W, 6-4
4/25	at Boston College*	W, 4-2 (9)
5/1	#22 Florida State*	W, 2-1
5/1	#22 Florida State*	L, 6-9
5/2	#22 Florida State*	L, 1-2
5/14	at Virginia Tech \$	L, 0-1 (8)
5/21	vs Louisville #	W, 1-0
5/22	at #16 Tennessee #	L, 2-11
5/22	vs Louisville #	L, 4-7

*ACC Contest

¹Elon Tournament (Elon, N.C.)

²LSU Tiger Classic (Baton Rouge, La.)

³Cavalier Invitational (Newport News, Va.)

⁴Cavalier Classic (Charlottesville, Va.)

⁵Judi Garman Invitational (Fullerton, Calif.)

\$ ACC Tournament (Blacksburg, Va.)

NCAA Tournament (Knoxville, Tenn.)

2011 24-31

H: 7-14 | A: 5-11 | N: 12-6
ACC: 5-14

Head Coach: Eileen Schmidt

2/11	vs SIUE ¹	W, 4-2 (8)
2/11	at Campbell ¹	L, 2-7
2/12	vs Drexel ¹	W, 4-3
2/12	vs Drexel ¹	W, 6-0
2/18	vs Kent State ²	W, 8-0 (6)
2/18	at East Carolina ²	L, 0-3
2/19	vs St. John's (NY) ²	W, 15-8
2/19	vs Hofstra ²	W, 2-0
2/20	vs #11 Hawaii ³	L, 1-2
2/24	vs BYU ³	W, 9-3
2/24	vs Utah ³	W, 4-2
2/25	vs Fresno State ³	L, 1-4
2/26	vs #11 Hawaii ³	W, 6-4
2/26	vs #1 Arizona ³	L, 3-9
3/4	vs #17 La.-Lafayette ⁴	L, 1-9 (5)
3/4	vs #13 Oregon ⁴	W, 3-2
3/5	vs Illinois State ⁴	W, 3-0 (8)
3/5	vs LIU-Brooklyn ⁴	W, 9-4
3/6	vs #1 Alabama ⁴	L, 0-4
3/8	Longwood	L, 1-2
3/8	Longwood	L, 8-10
3/12	Princeton ⁵	W, 9-1 (5)
3/12	#25 Syracuse ⁵	W, 2-1
3/13	#25 Syracuse ⁵	L, 8-13
3/13	Fordham ⁵	L, 4-8
3/14	Fordham ⁵	L, 1-9 (5)
3/19	Boston College*	L, 3-9
3/19	Boston College*	L, 3-11 (6)
3/20	Boston College*	L, 6-7
3/24	Georgetown	W, 8-4
3/26	Maryland*	L, 0-13 (5)
3/26	Maryland*	L, 0-7
4/2	at North Carolina*	L, 3-5
4/2	at North Carolina*	L, 2-8
4/3	at North Carolina*	W, 3-1
4/6	James Madison	W, 6-0
4/9	at Florida State*	L, 0-8 (5)
4/9	at Florida State*	W, 2-1
4/10	at Florida State*	L, 1-6
4/13	Delaware State	W, 2-0
4/13	Delaware State	L, 3-5
4/15	Virginia Tech*	W, 8-2
4/15	Virginia Tech*	L, 4-14 (5)
4/16	Virginia Tech*	W, 6-5
4/22	#22 Georgia Tech*	L, 0-8
4/23	#22 Georgia Tech*	L, 2-9
4/27	at Radford	L, 0-1
4/27	at Radford	L, 1-5
4/30	at NC State*	L, 0-1
4/30	at NC State*	L, 2-3
5/1	at NC State*	W, 1-0
5/3	at Liberty	L, 0-8 (5)
5/3	at Liberty	W, 3-2 (10)
5/13	at Georgia Tech \$	W, 6-0
5/14	vs Florida State \$	L, 5-12

*ACC Contest

¹Campbell Hampton Inn Tournament (Buies Creek, N.C.)

²East Carolina Pirate Classic (Greenville, N.C.)

³Cathedral City Classic (Palm Springs, Calif.)

⁴ESPN Rise Tournament (Lake Buena Vista, Fla.)

⁵UVA Spring Break Invitational (Charlottesville, Va.)

\$ ACC Tournament (Atlanta, Ga.)

2012 26-25

H: 12-8 | A: 8-7 | N: 6-10
ACC: 8-13

Head Coach: Eileen Schmidt

2/10	vs Drexel ¹	W, 5-2
2/10	at East Carolina ¹	W, 3-1
2/11	vs Canisius ¹	W, 7-2
2/11	vs Drexel ¹	W, 14-0 (5)
2/17	vs Fordham ²	L, 1-2
2/17	vs Louisville ²	L, 1-2
2/18	vs Hofstra ²	W, 7-2
2/18	vs Fordham ²	W, 6-4
2/24	Ohio ³	W, 9-2
2/24	Ohio ³	W, 7-6
2/25	Colgate ³	W, 13-2 (5)
2/25	Saint Joseph's ³	W, 3-1
2/26	Saint Joseph's ³	W, 8-3
3/2	Penn State ⁴	W, 13-1 (5)
3/2	vs St. John's (NY) ⁴	W, 4-1
3/3	vs Syracuse ⁴	L, 1-3 (8)
3/3	vs #15 Michigan ⁴	L, 1-7
3/4	vs #18 Oregon ⁴	L, 2-6
3/10	at Georgia Tech*	W, 3-1
3/10	at Georgia Tech*	W, 13-2 (5)
3/11	at Georgia Tech*	W, 3-1
3/15	vs UC Davis ⁵	L, 5-11
3/15	vs Fresno State ⁵	L, 0-1
3/16	vs Iowa ⁵	L, 0-2
3/16	vs Oklahoma ⁵	L, 1-9
3/24	#23 Florida State*	L, 0-5
3/24	#23 Florida State*	L, 0-2
3/25	#23 Florida State*	L, 1-3
3/31	at Boston College*	W, 7-4
3/31	at Boston College*	L, 4-10
4/1	at Boston College*	W, 5-1
4/3	at Longwood	W, 2-0
4/3	at Longwood	L, 0-3
4/6	#23 North Carolina*	L, 2-3
4/7	#23 North Carolina*	L, 0-2
4/7	#23 North Carolina*	L, 6-7
4/11	Radford	W, 7-1
4/11	Radford	L, 1-12 (5)
4/14	at Maryland*	L, 1-3
4/14	at Maryland*	L, 5-6
4/15	at Maryland*	L, 0-8 (5)
4/21	at Virginia Tech*	W, 1-0 (8)
4/21	at Virginia Tech*	L, 2-4
4/22	at Virginia Tech*	L, 3-4
4/25	Liberty	W, 6-5
4/25	Liberty	W, 7-1
4/28	NC State*	W, 2-0
4/28	NC State*	L, 4-14 (5)
4/29	NC State*	W, 5-1
5/1	George Mason	W, 5-1
5/10	vs Georgia Tech	L, 4-6

¹East Carolina Pirate Invitational (Greenville, N.C.)

²East Carolina Pirate Clash (Greenville, N.C.)

³Cavalier Invitational (Charlottesville, Va.)

⁴Citrus Classic (Lake Buena Vista, Fla.)

⁵Judi Garman Classic (Fullerton, Calif.)

\$ ACC Tournament (Chapel Hill, N.C.)



YEAR-BY-YEAR RESULTS

2013 21-28

H: 9-10 | A: 5-13 | N: 7-5

ACC: 4-17

Head Coach: Eileen Schmidt

2/8	vs Robert Morris ¹	W, 4-0
2/8	at Campbell ¹	L, 0-8 (5)
2/9	vs St. Bonaventure ¹	W, 15-5 (5)
2/15	vs Memphis ²	W, 2-0
2/15	at #10 LSU ²	L, 2-7
2/16	vs North Dakota State ²	L, 1-5
2/16	at #10 LSU ²	L, 0-4
2/17	vs Nicholls State ²	W, 4-3 (8)
2/21	vs #22 Washington ³	L, 1-7
2/21	vs San Diego State ³	W, 5-2
2/22	vs #9 Oregon ³	L, 0-13 (5)
2/23	vs Colorado State ³	W, 7-1
2/23	vs #17 Stanford ³	L, 0-4
3/1	vs Rhode Island ⁴	W, 4-2
3/1	at Winthrop ⁴	W, 5-0
3/3	at UNCG	L, 1-2
3/9	Georgia Tech*	L, 3-7
3/9	Georgia Tech*	L, 2-5
3/10	Georgia Tech*	W, 4-2
3/13	James Madison	L, 2-3
3/13	James Madison	L, 2-10 (6)
3/14	Longwood	W, 5-3 (9)
3/14	Longwood	W, 8-7 (10)
3/20	George Washington	W, 2-1
3/23	at Maryland*	L, 5-6
3/23	at Maryland*	L, 6-9
3/24	at Maryland*	L, 5-6
3/29	Boston College*	W, 3-2
3/29	Boston College*	L, 2-3 (9)
3/30	Boston College*	W, 4-1
4/3	at George Mason	W, 8-0 (5)
4/3	at George Mason	W, 15-3 (5)
4/6	at #25 North Carolina*	L, 1-5
4/6	at #25 North Carolina*	L, 1-2
4/7	at #25 North Carolina	L, 1-2
4/10	Delaware State	W, 9-1 (5)
4/10	Delaware State	W, 10-1 (5)
4/14	at #25 Florida State*	L, 2-3 (8)
4/14	at #25 Florida State*	L, 2-10 (5)
4/15	at #25 Florida State*	L, 0-2
4/20	NC State*	L, 1-10
4/20	NC State*	L, 0-10 (6)
4/21	NC State*	L, 0-2
4/24	at Liberty	W, 7-3
4/24	at Liberty	W, 7-6
4/28	Virginia Tech*	L, 0-6
4/28	Virginia Tech*	L, 1-5
4/29	Virginia Tech*	W, 7-3
5/9	vs NC State \$	L, 0-7

¹Campbell Hampton Inn Invitational (Buies Creek, N.C.)
²Purple & Gold Challenge (Baton Rouge, La.)
³Mary Nutter Collegiate Classic (Palm Springs, Calif.)
⁴Winthrop Combat Invitational (Rock Hill, S.C.)
 \$ ACC Tournament (Tallahassee, Fla.)

2014 8-43

H: 6-16 | A: 0-19 | N: 2-8

ACC: 1-25

Head Coach: Blake Miller

2/7	vs Eastern Mich. ¹	L, 1-3
2/7	vs N.C. Central ¹	W, 8-1
2/8	at USC UpState	L, 1-6
2/9	vs Youngstown St. ¹	L, 2-10 (5)
2/9	at USC UpState ¹	L, 0-8 (5)
2/15	vs Purdue ²	L, 3-13 (5)
2/15	at Coastal Carolina ²	L, 1-9 (5)
2/16	vs Towson ²	L, 2-7
2/20	vs BYU ³	L, 0-9 (5)
2/20	vs Pacific ³	W, 6-5
2/21	vs Oregon State	L, 1-9
2/22	vs Fresno State	L, 10-11
2/22	vs #6 Oregon	L, 3-12
3/1	at NC State*	L, 0-3
3/1	at NC State*	L, 2-5
3/2	at NC State*	L, 1-9 (5)
3/8	#9 Florida State*	W, 11-9
3/8	#9 Florida State*	L, 0-8 (5)

3/9	#9 Florida State*	L, 0-15 (5)
3/12	at Georgia Tech*	L, 2-10 (6)
3/12	at Georgia Tech*	L, 2-3(8)
3/15	Syracuse*	L, 0-8 (5)
3/15	Syracuse*	L, 1-13 (5)
3/16	Syracuse*	L, 3-14
3/20	Fordham	W, 9-2
3/20	Fordham	L, 2-8
3/27	George Mason	L, 6-17
3/27	George Mason	L, 5-15
3/29	at Pittsburgh*	L, 2-10 (5)
3/29	at Pittsburgh*	L, 4-9
3/30	at Pittsburgh*	L, 6-7
4/2	at Longwood	L, 4-6
4/2	at Longwood	L, 4-8
4/5	North Carolina*	L, 0-7
4/5	North Carolina*	L, 1-3
4/6	North Carolina*	L, 0-8 (5)
4/9	Delaware State	W, 8-0 (5)
4/9	Delaware State	W, 2-0
4/12	at Virginia Tech*	L, 2-8
4/12	at Virginia Tech*	L, 0-6
4/13	at Virginia Tech*	L, 3-11 (5)
4/18	Notre Dame*	L, 0-8 (5)
4/18	Notre Dame*	L, 1-12 (5)
4/19	Notre Dame*	L, 8-15
4/22	James Madison	L, 1-3
4/22	James Madison	L, 2-5
4/23	Liberty	W, 3-1
4/23	Liberty	W, 13-3 (5)
4/26	at Boston College*	L, 1-5
4/26	at Boston College*	L, 1-9 (6)
4/27	at Boston College*	L, 1-4

*ACC Contest
¹USC Upstate Tournament (Spartanburg, S.C.)
²Coastal Carolina Tournament (Conway, S.C.)
³Mary Nutter Classic (Palm Springs, Calif.)

2015 16-40

H: 10-10 | A: 2-16 | N: 4-14

ACC: 4-20

Head Coach: Blake Miller

2/5	vs BYU ¹	L, 4-5
2/5	vs Stanford ¹	L, 3-11 (6)
2/6	vs UTEP ¹	W, 14-5 (5)
2/7	vs Utah Valley ¹	L, 4-5
2/7	vs Wisconsin ¹	L, 0-5
2/13	vs Omaha ²	W, 2-1 (8)
2/13	vs Delaware State ²	W, 14-1 (5)
2/14	vs N.C. Central ²	L, 4-5
2/14	vs Omaha ²	L, 3-9
2/20	vs Marist ³	L, 4-6
2/20	vs Jacksonville State ³	L, 2-6
2/21	vs George Washington ³	L, 9-16 (10)
2/21	vs Arkansas ³	L, 5-6
2/22	vs Campbell ³	L, 2-5
2/22	vs Elon ³	L, 6-8
2/28	vs Pittsburgh* ⁴	L, 7-14
2/28	vs Pittsburgh* ⁴	W, 9-8 (12)
3/1	vs Pittsburgh* ⁴	L, 2-10 (5)
3/7	Georgia Tech*	L, 3-4
3/7	Georgia Tech*	L, 5-7
3/8	Georgia Tech*	L, 1-7
3/11	at George Mason	W, 10-9 (11)
3/11	at George Mason	L, 7-8
3/14	at Louisville*	L, 0-5
3/14	at Louisville*	L, 4-5
3/15	at Louisville*	L, 5-7
3/18	at James Madison	L, 1-9 (5)
3/18	at James Madison	L, 2-10 (5)
3/20	Delaware State ⁵	L, 3-15 (6)
3/21	Delaware State ⁵	W, 8-7
3/21	Marist ⁵	W, 9-8
3/22	Marist ⁵	L, 1-4
3/25	George Washington	L, 2-5
3/28	at North Carolina*	L, 7-13
3/28	at North Carolina*	L, 3-24 (5)
3/29	at North Carolina	L, 4-12 (5)
3/31	Western Carolina	W, 2-1
3/31	Western Carolina	W, 10-1 (5)

4/3	Boston College*	L, 7-9
4/3	Boston College*	W, 3-1
4/4	Boston College*	W, 7-4
4/8	Virginia Tech	L, 4-7
4/8	Virginia Tech	W, 5-2
4/11	NC State*	W, 3-2
4/11	NC State*	L, 0-8 (5)
4/12	NC State*	L, 0-6
4/15	Longwood	W, 7-6
4/15	Longwood	W, 6-4
4/18	at #10 Florida State*	L, 1-9 (6)
4/18	at #10 Florida State*	L, 0-8 (5)
4/19	at #10 Florida State*	L, 0-8 (5)
4/22	at Liberty	L, 2-3
4/22	at Liberty	W, 4-2
4/25	at Syracuse*	L, 4-7
4/25	at Syracuse*	L, 9-14
4/26	at Syracuse*	L, 2-11 (5)

*ACC Contest
¹Kajikawa Classic (Tempe, Ariz.)
²Eagle Challenge (Apex, N.C.)
³Citrus Classic (Orlando, Fla.)
⁴Played in Florence, S.C.
⁵UVA Tournament (Charlottesville, Va.)

2016 18-33

H: 5-12 | A: 7-14 | N: 6-7

ACC: 7-14

Head Coach: Blake Miller

2/11	vs Utah State ¹	W, 9-0 (5)
2/11	vs Boise State ¹	W, 12-4 (5)
2/12	vs Northwestern ¹	L, 4-22 (5)
2/12	vs East Carolina ¹	L, 1-9 (6)
2/13	vs San Jose State ¹	L, 1-10 (6)
2/19	vs Tulsa ²	L, 3-4
2/19	vs A&M-Corpus Christi ²	W, 8-1
2/20	vs North Dakota ²	L, 6-10
2/20	at UTSA ²	L, 4-5
2/21	at UTSA ²	L, 4-5
2/26	at USC Upstate ³	L, 1-11 (6)
2/26	vs Ohio ³	W, 8-7
2/27	vs La Salle ⁴	W, 6-3
2/27	vs Ohio ⁴	L, 2-3
2/28	at Furman ⁴	W, 9-1 (5)
3/5	at UNCW ⁵	L, 1-2
3/5	vs Radford ⁵	L, 3-6
3/6	at UNCW ⁵	L, 7-8 (12)
3/6	vs Radford ⁵	W, 3-2
3/8	at Towson	L, 2-10 (6)
3/8	at Towson	L, 3-6
3/9	at George Washington	W, 4-3
3/9	at George Washington	L, 2-5
3/12	#20 Notre Dame*	L, 2-9
3/12	#20 Notre Dame*	L, 3-7
3/13	#20 Notre Dame	L, 3-16
3/18	Louisville*	L, 0-2
3/18	Louisville*	L, 2-7
3/19	Louisville*	L, 1-2
3/23	at Longwood	L, 1-7
3/23	at Longwood	W, 6-3
3/25	at Pittsburgh*	W, 8-5
3/26	at Pittsburgh*	L, 3-11 (6)
3/26	at Pittsburgh*	W, 4-2
3/29	Radford	W, 5-2
3/30	#7 James Madison	L, 0-1
3/30	#7 James Madison	L, 0-2
4/9	Syracuse*	W, 5-3
4/9	Syracuse*	L, 8-10
4/10	Syracuse*	L, 4-8
4/16	North Carolina*	W, 7-1
4/16	North Carolina*	L, 8-10
4/17	North Carolina	W, 3-2
4/20	Liberty	L, 0-1
4/20	Liberty	W, 9-7
4/23	at Georgia Tech	W, 6-0
4/23	at Georgia Tech	W, 13-1 (5)
4/24	at Georgia Tech	L, 6-8 (11)
4/29	at Virginia Tech	L, 1-2
4/30	at Virginia Tech	L, 0-15 (5)
4/30	at Virginia Tech	L, 7-10

*ACC Contest
¹Kajikawa Classic (Tempe, Ariz.)

²UTSA Classic (San Antonio, Texas)
³Spartan Classic (Spartanburg, S.C.)
⁴Spartan Classic (Greenville, S.C.)
⁵Seahawk Softball Showcase (Wilmington, N.C.)

2017 22-32

H: 7-10 | A: 9-17 | N: 6-5

ACC: 9-15

Head Coach: Joanna Hardin

2/9	vs #9 Oregon ¹	L, 6-11
2/9	at Arizona State ¹	L, 1-4
2/10	vs Western Michigan ¹	W, 9-8 (8)
2/10	vs UTEP ¹	W, 5-4
2/11	vs San Jose St. ¹	L, 0-1
2/17	vs ETSU ²	W, 11-3 (5)
2/17	at Charleston So. ²	L, 3-4
2/18	vs ETSU ²	W, 9-0 (5)
2/18	vs UNCW ²	L, 1-2
2/19	at Elon	L, 4-6
2/19	at Elon	W, 7-5
2/24	vs Seton Hall ³	W, 8-1
2/24	at East Carolina ³	L, 1-10 (5)
2/25	vs Seton Hall ³	L, 2-4
2/25	at East Carolina ³	W, 7-3
2/26	vs Coppin St. ³	W, 8-1
3/3	Virginia Tech*	L, 5-13 (6)
3/4	Virginia Tech*	W, 9-8
3/5	Virginia Tech*	L, 1-5
3/8	at Radford	L, 2-5
3/10	Boston College*	L, 0-4
3/10	Boston College*	W, 5-4
3/11	Boston College*	L, 3-10
3/17	at NC State*	L, 3-10
3/18	at NC State*	L, 6-8
3/19	at NC State*	L, 1-9 (5)
3/21	Towson	W, 5-4 (8)
3/21	Towson	L, 4-7
3/24	#1 Florida St.*	L, 1-13 (5)
3/25	#1 Florida St.*	L, 0-8 (6)
3/26	#1 Florida St.*	L, 0-10 (6)
3/28	at Longwood	L, 0-1
3/28	at Longwood	L, 1-2
3/31	at North Carolina*	W, 10-4
4/1	at North Carolina*	L, 1-12 (6)
4/2	at North Carolina*	L, 7-8
4/4	at #14 James Madison	L, 1-9 (6)
4/4	at #14 James Madison	W, 5-4
4/5	at George Mason	L, 2-6
4/5	at George Mason	W, 7-2
4/11	at Liberty	L, 0-4
4/12	Liberty	L, 0-3
4/14	Georgia Tech*	L, 5-10
4/15	Georgia Tech*	W, 3-2
4/16	Georgia Tech*	W, 4-2
4/18	Georgetown	W, 7-6
4/22	at Notre Dame*	W, 6-3
4/22	at Notre Dame*	W, 12-6
4/23	at Notre Dame	W, 10-6
4/26	George Washington	W, 8-0 (5)
4/28	at Louisville*	L, 5-7
4/29	at Louisville*	L, 3-11 (5)
4/30	at Louisville*	W, 7-3
5/11	vs #4 Florida St. \$	L, 0-16 (5)

*ACC Contest
¹Kajikawa Classic (Tempe, Ariz.)
²Buccaneer Invitational (Charleston, S.C.)
³East Carolina Pirate Classic (Greenville, N.C.)
 \$ ACC Tournament (Chapel Hill, N.C.)



POSTSEASON HISTORY



ACC Tournament

Year	Location
1992	Tallahassee, Fla.
#3 Virginia vs. #2 North Carolina	L, 0-2
#3 Virginia vs. #4 Georgia Tech	W, 10-3
#3 Virginia vs. #2 North Carolina	W, 3-1
#3 Virginia vs. #1 Florida State	L, 1-11
1993	Tallahassee, Fla.
#3 Virginia vs. #2 North Carolina	W, 1-0
#3 Virginia vs. #1 Florida State	W, 1-0
#3 Virginia vs. #1 Florida State	L, 0-2
#3 Virginia vs. #1 Florida State	L, 2-4 ^T
1994	Tallahassee, Fla.
#2 Virginia vs. #3 North Carolina	W, 2-1 (12)
#2 Virginia vs. #1 Florida State	W, 2-0
#2 Virginia vs. #1 Florida State	L, 0-1
#2 Virginia vs. #1 Florida State	W, 3-0 ^T
1995	Tallahassee, Fla.
#3 Virginia vs. #2 Georgia Tech	L, 1-3
#3 Virginia vs. #5 Maryland	W, 8-0
#3 Virginia vs. #4 North Carolina	W, 5-4
#3 Virginia vs. #2 Georgia Tech	L, 7-4
1996	Raleigh, N.C.
#4 Virginia vs. #5 Maryland	L, 0-1
#4 Virginia vs. #3 Georgia Tech	W, 3-2
#4 Virginia vs. #1 North Carolina	L, 0-8
1997	Marietta, Ga.
#2 Virginia vs. #3 Maryland	L, 3-4
#2 Virginia vs. #4 Georgia Tech	L, 2-7
1998	Tallahassee, Fla.
#4 Virginia vs. #5 Georgia Tech	W, 3-1
#4 Virginia vs. #1 North Carolina	W, 2-1
#4 Virginia vs. #2 Florida State	L, 0-10
#4 Virginia vs. #1 North Carolina	W, 6-0
#4 Virginia vs. #2 Florida State	L, 1-2 ^T
1999	Tallahassee, Fla.
#4 Virginia vs. #5 Georgia Tech	W, 4-0
#4 Virginia vs. #1 Maryland	W, 1-0
#4 Virginia vs. #2 Florida State	L, 1-0
#4 Virginia vs. #1 Maryland	W, 3-1
#4 Virginia vs. #2 Florida State	L, 0-3 ^T
2000	Tallahassee, Fla.
#4 Virginia vs. #5 Georgia Tech	W, 7-6
#4 Virginia vs. #1 North Carolina	W, 3-1
#4 Virginia vs. #3 Florida State	W, 4-2
#4 Virginia vs. #3 Florida State	L, 1-3
#4 Virginia vs. #3 Florida State	L, 0-2 ^T
2001	Raleigh, N.C.
#3 Virginia vs. #2 North Carolina	L, 3-7
#3 Virginia vs. #4 Georgia Tech	W, 3-2
#3 Virginia vs. #5 Maryland	L, 1-3
2002	Tallahassee, Fla.
#5 Virginia vs. #4 North Carolina	L, 0-6
#5 Virginia vs. #3 Maryland	W, 4-1
#5 Virginia vs. #4 North Carolina	L, 1-2

2003	Tallahassee, Fla.
#4 Virginia vs. #5 Maryland	W, 4-0
#4 Virginia vs. #1 Florida State	L, 1-10
#4 Virginia vs. #5 Maryland	W, 6-3
#4 Virginia vs. #3 Georgia Tech	W, 4-3
#4 Virginia vs. #1 Florida State	L, 2-10 ^T
2004	Tallahassee, Fla.
#3 Virginia vs. #6 Maryland	L, 3-5
#3 Virginia vs. #4 Georgia Tech	L, 1-4
2005	College Park, Md.
#3 Virginia vs. #6 Maryland	W, 5-4
#3 Virginia vs. #7 Virginia Tech	W, 2-1
#3 Virginia vs. #1 Georgia Tech	L, 0-3
#3 Virginia vs. #7 Virginia Tech	L, 1-2
2006	Chapel Hill, N.C.
#6 Virginia vs. #3 Virginia Tech	W, 3-0
#6 Virginia vs. #2 North Carolina	L, 0-1
#6 Virginia vs. #4 Georgia Tech	L, 2-11 (5)
2007	Tallahassee, Fla.
#8 Virginia vs. #1 Virginia Tech	L, 1-4
#8 Virginia vs. #5 North Carolina	L, 0-8 (5)
2008	College Park, Md.
#8 Virginia vs. #1 North Carolina	L, 0-6
#8 Virginia vs. #4 Georgia Tech	L, 3-5
2009	Raleigh, N.C.
#8 Virginia vs. #1 Georgia Tech	L, 0-7
2010	Blacksburg, Va.
#2 Virginia vs. #7 Virginia Tech	L, 0-1 (8)
2011	Atlanta, Ga.
#8 Virginia vs. #1 Georgia Tech	W, 6-0
#8 Virginia vs. #4 Florida State vs.	L, 5-12
2012	Chapel Hill, N.C.
#6 Virginia vs. #3 Georgia Tech	L, 4-6
2013	Tallahassee, Fla.
#7 Virginia vs. #2 NC State	L, 0-7
2017	Chapel Hill, N.C.
#8 Virginia vs. #1 Florida State	L, 0-16 (5)

^T ACC Championship Game

ACC Tournament was double-elimination from 1992-2008; moved to single-elimination in 2009

Record vs. Opponents in ACC Tourney

NCAA Tournament

Year	Location
2010	Knoxville, Tenn.
Virginia vs. Louisville	W, 1-0
Virginia vs. Tennessee	L, 2-11
Virginia vs. Louisville	L, 4-7

Postseason Record vs. Opponents

Boston College	0-0
Florida State	4-14
Georgia Tech	8-9
Louisville**	1-1
North Carolina	7-8
N.C. State	0-1
Notre Dame	0-0
Pittsburgh	0-0
Syracuse	0-0
Tennessee	0-1
Virginia Tech	2-3
Maryland	7-4

ACC Tournament Record	28-39 (.418)
NCAA Tournament Record	1-2 (.333)
Virginia Postseason Record	29-41 (.414)

**NCAA Tournament Games

ACC Tournament Record By Seed

No. 1	0-0
No. 2 (1994,1997, 2010)	3-4
No. 3 (1992, 1993, 1995, 2001, 2004, 2005)	9-12
No. 4 (1996, 1998, 1999, 2000, 2003)	13-10
No. 5 (2002)	1-2
No. 6 (2006, 2012)	1-3
No. 7 (2013)	0-1
No. 8 (2007, 2008, 2009, 2011, 2017)	1-7

*Virginia is the only No. 8 seed to win a game in the ACC Tournament (2011)



LETTERWINNERS



• A •

Abel, Kristyn1989-90-91-92
 Allinder, Erin1999-00-01-02
 Alston, Diane1981
 Amaon, Julie (Capt.)1996-97-98-99
 Anderson, Crystal1982-83-84
 Annis, Natalie (Capt.)1991-92-93-94
 Arneson, Allie2016

• B •

Baad, Kinza2014-15-16-17
 Barstad, Joanna2001-02-03-04
 Beard, Dianne (Capt.)1984-85-86-87
 Begel, Andrea1991
 Benecke, Michelle (Capt.)1980-81-82-83
 Bergen, Robin1988-89-90-91
 Bolkan, Cory1997-98-99
 Bowdren, Marcy2011-12-13-14
 Bowles, Jennifer2008-09
 Breshears, Karen (Capt.)1998-99-00
 Brower, Kim1985-86-87
 Brown, Mary Beth1985
 Browne, Jill1985-86
 Bumler, Jill2000-01-02
 Byxbee, Kennedy2010-11-12

• C •

Calderone, Elysa (Capt.)1993-94-95-96
 Calhoun, Stephanie2000-02
 Cameron, Kierstie2005-07-08
 Cavallero, Lisa (Capt.)1985-87-88
 Chapa, Judiann (Capt.)1980
 Chapdelaine, Aimee2013-14-15-16
 Chiappe, Cristy1996-97-98
 Cipolloni, Erica2011-12-13
 Cipolloni, Giannina2009-10-11-12
 Coates, Stephanie2009-10-11-12
 Collins, Michelle1991-93-94-95
 Colmenares, Katie1988-89-90-91
 Crimi, Beth (Capt.)1995-96-97-98
 Crockett, Elea (Capt.)2004-05-06-07
 Crystal, Barbara1983

• D •

Daly, Michelle (Capt.)1992-93
 Daucher, Marybeth (Capt.)1982-83-84-85
Davis, Allison2015-16-17
Davis, Ashlee2017
 Dennis, Kristen (Capt.)1999-00-01-02
 Dennis, Lauren (Capt.)2002-03-04-05
 DeNoble, Donna1986-87
 Didlake, Lauren2010-11-12-13
 Dodd, Laurie1980-81-82-83
 Duffy, Karen1980

• E •

Edwards, Jessica2001

• F •

Field, Heather (Capt.)2001-02-03-04
 Fitzgerald, Kaitlin2015-16-17
 Fitzgerald, Teresa (Mgr.)1982
 Formby, Alex2015
 Formby, Andi2015
 Fowler, Kate2011
 Fox, Kristi1997
 Furlow, Sadira1998
 Furphy, Kim1986-87-88-89

• G •

Geissenhainer, Molly2001
 Genteman, Evelyn1980
 Gillen, Rachel2012
 Gleason, Cheryl1982
 Goings, Rachel2003-04-05
 Goldsmith, Townley (Mgr.)1994
 Good, Corinne1997-98-99-00
 Gore, Brit2000-01-02-03
 Gore, Madi2006

Gott, Olivia2016-17

Graf, Nancy (Capt.)1988-89-90-91
 Graham, Mariruth1997-98-99
 Granville, Chelsea2008
 Gray, Patricia1990-91
 Greer, Jackie (Capt.)2004-05-06
 Greer, Martha1980-81
 Grimm, Christina2003
 Grover, Gigi (Capt.)1980-81-82-83

• H •

Hahn, Jamie1993-94-95-96
 Haller, Kelly2007-08
 Harris, Megan2012-13-14-15
 Harris, Stephanie2011-12-14
 Harvey, Carol1981
 Harvey, Rachel2009-10-11
 Hawkins, Kristen2010-11-12-13
 Heintzelman, Lauren2015-16
 Henry, Mary1980-81
 Hensel, Chrissy1995-96
 Heyer, Laura1986-87-88-89
 Hickey, Claudia1999
 Hightower, Lauren1987-88
 Holden, Rebecca2013
 Holmes, Stacy1996-97-98
 Holstun, Whitney (Capt.)2005-06-07-08
 Horn, Erin (Capt.)2003-04-05-06
 Hughes, Iyana2014-15-16-17
 Hutter, Beth1995-96

• I •

Ingham, Jen1995
Ingraham, Danni2015-16-17

• J •

Javaras, Cynthia (Capt.)2008-09-10-11
 Jennings, Susan1985
 Johnson, Karli2011-12-13-14
 Justice, Michele1998

• K •

Kaiser, Johanna2000-01-02-03
 Karickhoff, Kendra1984
 Kawarski, Tamara1991
 Kendall, Clara2009-10
 Kepler, Kristen1988
 Killorin, Alison1993-94
 Koren, Nicole2007-09-10
 Krill, Jen1997-98-99-00
 Krueger, Kris (Mgr.)1995
 Kwiatkowski, Karen1980-81

• L •

Labshere, Madison2014-15-16-17
 Larquier, Sara (Capt.)2003-04-05-06
 Larus, Peyton2012-13
 Lemon, Kelli (Mgr.)1996
 Lemons, Becky1983-84
 Lewis, Kerry (Capt.)1990-91-92-93
 Lluy, Margaret (Capt.)1982-83-84-85

• M •

Mackall, Suni1982
 Mahach, Karen1984
 Maner, Julie1986
 Marinelli, Marisa1981
 Marks, Terry1982-83-84-85
 Martinez, Alexa2010-11-12
 Mayer, Lindsay2014
 McCabe, Gina1998-99
 McCabe, Kelly (Capt.)1998-99-00-01-02
 McCaskey, Lauren (Capt.)2008-09-10-11
 McGinley, Shannon2013
 McKean, Amy (Capt.)2004-05-06-07
 McKenney, Patricia1988
 McMorrow, Erin1999
 McNulla, Brittany2015
 Mercado, Stella1992-93
 Merkel, Yvonne1989-90-91
Mettler, Lexi2016-17
 Michie, Karyn1985
 Mikolajczak, Melissa1988-89-90-91
 Miller, McKall2015-16-17
 Mirras, Kat2005-06
 Mitchell, Emma2013
 Mitchell, Linda1983
 Mitchell, Melanie2010-11-12-13
 Mitchell, Sherry1980
 Mitchell, Tia2016-17
 Mudd, Saunnie1981-82

• N •

Nicholas, Kim1985-86-87

• O •

O'Brien, Beth1981-82-83
 O'Leary, Meghan (Capt.)2005-06-07-08
 O'Neal, Carol1984-85-86-87
 Oakes, Kathy (Capt.)1982-83-84
Osherow, Erika2016-17
 Owen, Deborah1990
 Owings, Hannah (Capt.)2001-02-03-04



• P •

Palmer, Lisa (Capt.) 1986-87-88-89
 Park, Katie 2014-15-16-17
 Peay, Amy 1997-98-99-00
 Pettit, Courtney 2008
 Pittman, Alison (Capt.) 2008-09-10-11
 Pointkowski, Kate 1993
 Preuss, Lindsey 2005-06-07-08

• Q •

Quinn, Chrissy 1997-98-99-00

• R •

Reese, Lori (Capt.) 1996-97-98-99
 Reeves, Sondra 1986-87-88
 Rife, Allee 2008-09
 Ritch, Kelly 1994-95
 Rodriguez, Alexandra 2011-12
 Rodriguez, Lara 2004-05-06
 Roe, Jennifer 1994
 Rojas, Ruby 2000-01-02-03

• S •

Salmiery, Michelle 2004-05-06-07
 Sarcone, Taylor 2013-14-15-16
 Schindler, Brenda 1980
 Schmidt, Eileen 1991-92-93-94
 Sevilla, Valerie 2002
 Sherman, Tracy 2001-02-03
 Shorten, Paula 1980
 Siuda, Stephanie 1986-87
 Skinkis, Alex 2010-11-12-13
 Smith, Jody 1992-93-94-95
 Smith, Kristine 1989-90-91
 Smitherman, Karen (Mgr.) 1985
 Snyder, Abby (Capt.) 2007-08-09-10
 Sock, Karen 1991-92
 Sorber, Brooke 2004-05-06-07
 Spishak, Tanya 1994-95
 Steffan, Casey (Capt.) 2007-08-09
 Stevenson, Kathy 1983-84-85-86
 Sullivan, Maryrose (Capt.) 1980-81-82-83
 Sweet, Susan 1983-84-85-86

• T •

Tablan, Nathalie 1996-97-98
 Tacke, Sarah (Capt.) 2007-08-09-10
 Tate, Traci 2001
 Taylor, Jessica (Capt.) 2003-04-05-06
 Theis, Ginger (Capt.) 1993-94-96
 Thompson, Donna 1990-91-92-93
 Chan Thorsen 1981
 Timmons, Marianna 1982
 Tolar, Coty 2004-05-06-07
 Troiano, Terri (Capt.) 1982-83-84-85
 Turner, Karen 1984-85

• V •

Vanderzanden, Paloma 1994-95-96
 Vaughn, Bailey 2017
 Velez, Ivette 1992-93-94-95
 Velk, Hedi 2012-13-14-15

• W •

Walsh, Janet 1983
 Webster, Joanne 1987-88
 Weinberg, Katie 2000-01-02-03
 White, M.K. 2002-03
 Wilburn, Karla 2006-07-08-09
 Wildes, Lisa 1984-85-86
 Wilkinson, Emily 1999
 Williams, Jennifer (Mgr.) 1995
 Williams, Rashida 1997
 Williams, Tami 1987
 Williams, Taylor 2010-11-12-13
 Willson, Cheryl (Capt.) 1989-90-91-92
 Wind, Megan 2009
 Winger, Carly 2008-09
 Witherspoon, Debra 1987-88-89
 Wynn, Jenn (Capt.) 2002-03-04-05

• Y •

Young, Meg (Capt.) 1998-99-00-01

• Z •

Zagol, Stacey 1997-98-99-00
 Zarin, Bonnie (Mgr.) 1986
Zellars, Janelle 2017
 Zunno, Kathryn 1999

Bold indicates active player



ALL-TIME ROSTER BY NUMBER

1	
Tish Tablan	1996-98
Erin McCorrow	1999
Jessica Taylor	2003-06
Casey Steffan	2007-09
Marcy Bowdren	2011-14
Bailey Vaughn	2017
2	
Chrissy Quinn	1998-00
Valerie Sevilla	2002
Rachel Goings	2003
Coty Tolar	2004-07
Shannon McGinley	2013
McKall Miller	2015-17
3	
Nancy Graff	1989
Ivette Velez	1994-95
Amy Peay	1997-00
Joanna Barstad	2001-04
Lara Rodriguez	2005-06
Clara Kendall	2009-10
Alexandra Rodriguez	2011-12
Madison Labshere	2014-17
4	
Missy Mikolajezak	1988-91
Ginger Theiss	1994-96
Jen Krill	1997
Emily Wilkinson	1999
Britton Gore	2001-03
Rachel Goings	2004-05
Madi Gore	2006
Alison Pittman	2008-11
Emma Mitchell	2013
5	
Paloma Vanderzanden	1994-96
Meaghan Young	1998-01
M.K. White	2002-03
Jennifer Bowles	2008-09
Alex Skinkis	2010-13
Allison Davis	2015-17
6	
Jamie Hahn	1994
Lori Reese	1996-99
Johanna Kaiser	2000-03
Elea Crockett	2004-07
Allison Rife	2008-09
Kate Fowler	2010-11
Lindsay Mayer	2014
Allie Arneson	2016
7	
Natalie Annis	1991-93
Stacy Holmes	1996-98
Britton Gore	2000
Jessica Edwards	2001
Jackie Greer	2003-06
Lindsey Preuss	2007-08
Lauren Didlake	2010-13
Kinza Baad	2014-17

8	
Jen Ingham	1995
Cory Bolkan	1996-99
Ruby Rojas	2000-03
Amy McKeane	2005-07
Chelsea Granville	2008
Iyana Hughes	2014-17
9	
Tanya Spishak	1994
Karen Breshears	1998-00
Jenn Wynn	2002-05
Abby Snyder	2007-10
Karli Johnson	2011-14
10	
Kathy Oakes	1983-84
Dianne Beard	1985-87
Katie Colmenares	1988-91
Kelly Ritch	1994-95
Cristy Chiappe	1996-97
Christy Chiappe	1998
Claudia Hickey	1999
Christina Grimm	2002-03
Kat Miras	2005-06
Aimee Chapdelaine	2013-16
11	
Julie Maner	1986
Lisa Cavallero	1987-88
Marguerite Acker	1989
Cheryl Willson	1991-92
Jenifer Roe	1994
Jamie Hahn	1995-96
Michele Justice	1998
Katie Weinberg	2000-03
Brooke Sorber	2004-07
Lauren McCaskey	2008-11
Brittany McNulla	2015
12	
Jill Browne	1985-86
Joanne Webster	1987-88
Cheryl Willson	1989-90
Yvonne Merkel	1991
Stella Mercado	1992-93
Jody Smith	1994-95
Mariruth Graham	1996-99
Jill Bumler	2000
Heather Field	2001-04
Karla Wilburn	2005-09
Alexa Martinez	2010-12
Katie Park	2014-17
13	
Becky Lemons	1983-84
Kathy Stevenson	1985-86
Debra Witherspoon	1987-88
Robin Bergen	1989-91
Elysa "Weezy" Calderone	1993-96
Julie Amaon	1997-99
Stephanie Calhoun	2000
Lara Rodriguez	2004
Lindsey Preuss	2005-06
Giannina Cipolloni	2009-12

14	
Kathy Stevenson	1983-84
Lisa Cavallaro	1985
Karen Sock	1991-93
Kelly McCabe	1998-02
Michelle Salmieri	2004-07
Nicole Koren	2008-10
Rachel Gillen	2011-12
Tia Mitchell	2017
15	
Ali Killorin	1993-95
Gina McCabe	1998-99
Hannah Owings	2001-04
Ashlee Davis	2017
16	
Beth Hutter	1995
Julie Amaon	1996
Jen Krill	1998-00
Tracy Sherman	2001-03
Whitney Holstun	2004-08
Kristen Hawkins	2010-13
17	
Barbie Crystal	1983
Carol O'Neal	1984-87
Nancy Graf	1988-91
Eileen Schmidt	1993-94
Beth Hutter	1996
Corinne Good	1997-00
Molly Geissenhainer	2001
Erin Horn	2002-06
Carly Winger	2007-09
Peyton Larus	2012-13
Kaitlin Fitzgerald	2015-17
18	
Maryrose Sullivan	1983
Michelle Collins	1991 & 1993
Eileen Schmidt	1992
Beth Crimi	1995-98
Erin Allinder	1999-00
Jill Bumler	2001-02
Amy McKeane	2003-04
Meghan O'Leary	2005-08
Taylor Williams	2009-13
19	
Laurie Dodds	1983
Kim Nicholas	1985-87
Missy Mikolajezak	1988-89
Andrea Begel	1991
Jen Brown	1994
Chrissy Hensel	1995-96
Stacey Zagol	1997-00
Erin Allinder	2001-02
Sarah Tacke	2006-10
Heidi Velk	2012-15
Erika Osherow	2016-17

20	
Terri Troiano	1983-85
Lauren Hightower	1987
Michelle Collins	1994-95
Sadira Furlow	1998
Traci Tate	2001
Lauren Dennis	2002-05
Melanie Mitchell	2010-13
Andie Formby	2015
21	
Mary Beth Brown	1985
Stephanie Siuda	1986-87
Patricia McKenney	1988
Krissy Smith	1989-91
Kristen Dennis	1999-02
Sara Larquier	2003-06
Megan Wind	2009
22	
Gigi Grover	1983
Dianne Beard	1984
Lisa Palmer	1986-88
Katie Zunno	1999
Stephanie Calhoun	2002
Tia Mitchell	2016
23	
Laura Heyer	1986-88
Kerry Lewis	1989-93
Cynthia Javaras	2008-11
Megan Harris	2012-15
24	
Terry Marks	1983-85
Kierstie Cameron	2005-08
Kennedy Byxbee	2010-12
Lacy Smith	2016-17
25	
Michelle Benecke	1983
Lisa Wildes	1984-86
Lauren Hightower	1988
Eileen Schmidt	1991
Kate Pointkowski	1993
Taylor Sarccone	2013-16
26	
Kendra Karickhoff	1984
Susan Jennings	1985
Erica Cipolloni	2009-13
27	
Margaret Lluy	1983-85
Donna De Noble	1986-87
Kristen Kepler	1988
Kristyn Abel	1989-92
Jamie Hahn	1993
Nicole Koren	2007
Lexi Mettler	2016-17
28	
Linda Mitchell	1983
Karen Turner	1984-85
Sondra Reeves	1986-88
Yvonne Merkel	1989-90
Donna Thompson	1991-93
Rachel Harvey	2009-11

29	
Susan Sweet	1983-86
Tami Williams	1987
Debbie Owen	1989-90
Ginger Theis	1993
Rashida Williams	1997
Stephanie Coates	2009-12
30	
Janet Walsh	1983
Kim Brower	1984-87
Robin Bergen	1988
Tricia Gray	1989-91
Ivette Velez	1992-93
31	
Crystal Anderson	1983-84
Karyn Michie	1985
Kim Furphy	1986-88
Donna Thompson	1989-90
Tamara Kawarski	1991
Jody Smith	1992-93
Kristi Fox	1997
32	
Stephanie Harris	2011-14
33	
Kelly Haller	2007-09
34	
Courtney Pettit	2008
39	
Michelle Daly	1991-93
48	
Alex Fornby	2015
55	
Janelle Zellars	2017
63	
Danni Ingraham	2015-17
77	
Lauren Heintzelman	2015-16
88	
Olivia Gott	2016-17

Bold indicates active player

Notes

-Numbers compiled from 1983-present

-No. 22 & No. 21 are retired