



VIRGINIA

2017-18 VIRGINIA CAVALIER WOMEN'S BASKETBALL GAME NOTES

2017-18 Schedule/Results

Nov. 10	at No. 7 Mississippi St.	L 68-53
Nov. 12	CENTRAL CONN ^{ACCNE}	W, 103-59
Nov. 16	GEORGIA ^{ACCNE}	L, 64-61
Nov. 19	at Dayton	L, 61-46
Nov. 21	HAMPTON ^{ACCNE}	W, 66-62
Nov. 25	HARVARD ^{ACCNE}	2 p.m.
	NC A&T vs Duquesne%	4 :30 p.m.
Nov. 26	NC A&T vs Harvard	1 p.m.
	DUQUESNE% ^{ACCNE}	3:30 p.m.
Nov. 29	No. 15 MARYLAND# ^{ACCNE}	7 P.M.
Dec. 2	UNC GREENSBORO ^{ACCNE}	6 P.M.
Dec. 4	at Rutgers ^{BTN}	6 p.m.
Dec. 17	vs Ohio [^]	5 p.m.
Dec. 18	vs Indiana [^]	2:30 p.m.
Dec. 21	MANHATTAN ^{ACCNE}	7 p.m.
Dec. 28	PITTSBURGH* ^{ACCNE}	7 p.m.
Dec. 31	SYRACUSE* ^{ACCNE}	2 p.m.
Jan. 4	at NC State ^{*ACCNE}	7 p.m.
Jan. 7	CLEMSON* ^{ACCNE}	2 p.m.
Jan. 11	at Boston College ^{*ACCNE}	7 p.m.
Jan. 14	at Duke ^{*ESPN2}	3 p.m.
Jan. 21	VIRGINIA TECH* ^{RSN}	12:30 p.m.
Jan. 25	NORTH CAROLINA* ^{ACCNE}	7 p.m.
Jan. 28	at Georgia Tech ^{*ACCNE}	1 p.m.
Feb. 1	LOUISVILLE* ^{RSN}	7 p.m.
Feb. 8	at Florida State ^{*ACCNE}	7 p.m.
Feb. 11	at Virginia Tech ^{*ACCNE}	2 p.m.
Feb. 15	NOTRE DAME* ^{ACCNE}	7 p.m.
Feb. 18	MIAMI* ^{RSN}	12:30 p.m.
Feb. 22	at Louisville ^{*ACCNE}	7 p.m.
Feb. 25	at Wake Forest ^{*RSN}	3 p.m.

* ACC game
 ^ West Palm Invitational (West Palm Beach, FL)
 % Cavalier Classic Tournament
 # ACC/Big Ten Challenge
 [RSN] - ACC Regional Sports Networks
 [ESPN2] -ESPN2
 [ACCNE] -ACC Network Extra Streaming
 [SEC] - SEC Network
 All Times Eastern Rankings are Associated Press

Cavalier Classic Tournament • Nov. 25-26, 2017

John Paul Jones Arena • Charlottesville, Va.



North Carolina A&T Aggies (2-2)
Harvard Crimson (3-2)
Duquesne Dukes (3-2)
Virginia Cavaliers (2-3)



Radio: WINA 1070-AM and 98.9 FM

Streaming Video: ACC Network Extra

- Virginia is coming off a 66-62 victory over Hampton
- Hampton hit 11 three-pointers, the most made against the Cavaliers since Syracuse hit 12 in a game on Feb. 11, 2016. Last season, the Cavaliers were one of the top teams in the conference in three-point shooting defense, ranking second by limiting opponents to 26.5 percent. The Cavaliers are currently ranked eighth in the ACC at 29.9 percent
- Virginia scored 34 of its 66 points in the paint against Hampton, the first time this season more than half (51.5 percent) of its points came from within the paint. Virginia is scoring an average of 30.0 points per game in the paint with 45.5 percent on average coming from in the lane
- Virginia is 28-of-71 from three-point range this season, 39.4 percent, ranking second in the ACC
- In three games at JPJ this season, the Cavaliers are shooting 49.5 percent while limiting opponents to a 34.8 percent efficiency
- Dominique Toussaint scored 14 points against Hampton, also dishing a career-high six assists. In the last three games, Toussaint is averaging 5.0 assists per game
- Jocelyn Willoughby had a team-high 15 points against Hampton, going 6-of-9 from the field. Willoughby is shooting 55.1 percent overall, 66.7 percent from three and 80.0 percent from the free throw line
- Either Toussaint or Willoughby (or both in the case of Dayton) has led the team in scoring in each of the first five games
- Aliyah Huland El was in the starting lineup against Hampton, her first start since Feb. 9 last season at Miami. Huland El started 23 of 33 games last season after starting a combined 11 as a freshman and a sophomore
- Huland El scored 10 points in the first half against Hampton, but only took two shots (both misses) in the second half. Toussaint scored 11 of her 14 points in the second half
- The lineup against Hampton was the Cavaliers' third different starting five of the season. Last year, UVA had six different lineups
- The Cavaliers are closing in on the 900th win in program history coming into the game with an 898-443 record in the 45 years of Virginia women's basketball

Projected Starting Lineup

G	1	Brianna Tinsley	Fr.	3.8 ppg	1.8 rpg	6 assts/2 stls
• Made her first career start at Dayton						
G	4	Dominique Toussaint	So.	15.0 ppg	3.2 rpg	21 assts/8 stls
• Scored at least 17 points in each of the first three games; leads team in assists						
G	13	Jocelyn Willoughby	So.	13.2 ppg	4.6 rpg	3 assts/10 stl/1 blk
• ACC All-Freshman & All-Academic Teams; averaging 18.0 ppg in last two games						
G	23	Aliyah Huland El	Sr.	9.2 ppg	2.6 rpg	7 assts/7 stl/5 blk
• Made first start of the season against Hampton						
F	3	Lauren Moses	Sr.	6.4 ppg	3.8 rpg	4 assts/10 stls/3 blk
• ACC All-Academic, 3rd in scoring, 2nd in rebounding on team in 2016-17						

QUICK FACTS
THE UNIVERSITY OF VIRGINIA

Name.....The University of Virginia
 Founded.....by Thomas Jefferson in 1819
 Nicknames.....Cavaliers, Wahoo's, 'Hoos
 Location.....Charlottesville, Va.
 Enrollment.....23,883 (16,673 undergraduate)
 President.....Teresa A. Sullivan (Michigan State '70)
 Athletics Director.....Craig Littlepage (Pennsylvania '73)
 Conference.....Atlantic Coast Conference (ACC)
 Colors.....Orange and Blue
 Official Athletics Websites.....VirginiaSports.com
VirginiaSportsTV.com
 University Website.....virginia.edu

WOMEN'S BASKETBALL INFORMATION

First Season of Basketball.....1973-74
 All-Time Record.....898-444 (45th year)*
 All-Time Home Record.....442-198*
 John Paul Jones Arena.....141-47 (11th season)*
 University Hall.....302-149
 All-Time ACC Record.....362-213 (40 years)*
 Home Facility.....John Paul Jones Arena (14,593)
 Press Row Phone Number.....434-962-0579
 NCAA Tournament Appearances/Last.....24/2010
 NCAA Tournament Record.....33-24
 WNIT Tournament Appearances/Last.....5/2012
 WNIT Tournament Record.....14-9
 2016-17 Record.....20-13
 ACC Record/Finish.....7-9/8th
 Letterwinners Returning/Lost.....10/1
 Starters Returning/Lost.....4/1
 Newcomers.....2

COACHING & SUPPORT STAFF

Head Coach.....Joanne Boyle
 Career Record.....316-181*
 Virginia Record.....112-88*
 Assistant Coach.....La'Keshia Frett Meredith
 Assistant Coach.....Katherine Graham
 Assistant Coach.....Tim Taylor
 Asst AD WBB Operations.....Sarah Holsinger
 Assistant Director of Operations.....Kate Martin
 Video Coordinator.....Andrew Yates
 Athletic Trainer.....Craig Oates
 Strength & Conditioning.....Morgan Foster
 Equipment Manager.....Matt Althoff

* as of Nov. 22, 2017

INTERVIEW POLICY

All interview requests for Virginia women's basketball must be made through Melissa Dudek in the Virginia Athletics Media Relations Office. Players' individual phone numbers will not be given to the media at any time. Game day interviews will not be granted until the postgame press conference opportunity. Please give a minimum of 24 hours notice for all interview requests.

THE CAVALIER CLASSIC, PRESENTED BY THE DOUBLETREE BY HILTON

- Started as the precursor to the ACC Tournament, the Cavalier Classic's official name has changed several times through the years. North Carolina captured the first title in 1976, while NC State won the event in 1977 and Auburn took home the title in 1998.
- Virginia captured 24 of the 29 Cavalier Classic team titles since the tournament began in 1976.
- Since 2014, the tournament has deviated from the previous format and does not have a declared champion, playing instead as a true "classic" tournament with set match-ups.
- At the conclusion of the tournament, there will be a six player All-Tournament team announced, including a tournament MVP
- Last season, Jocelyn Willoughby was the MVP and Dominique Tousseint earned All-Tournament team honors. Lauren Moses was the 2015 Cavalier Classic MVP
- This is the first time since 2004 that the Cavaliers have been home during Thanksgiving weekend
- This is the first time since the Cavalier Classic Tournament was revived in 2003 that the tournament has not been played in December

HARVARD CRIMSON

- Harvard opened the season with a 72-66 loss to Dayton and also had a setback against Maine at the Maine Kickoff Tournament before picking up wins over Siena, Sacred Heart, and Boston University
- Taylor Rooks and Jeannie Boehm both rank in the top five in the Ivy League thus far in rebounds per game. As a team, the Crimson has been dominant on the offensive glass, averaging a conference-best 17.5 offensive rebounds per outing
- Harvard women's basketball was selected third in the Ivy League Preseason Media Poll. Harvard has finished in the top three of the Ivy League standings every year since the 2006-07 campaign (11 years)
- Harvard finished the 2016-17 campaign in third place at 8-6 in the Ivy League, behind Princeton (9-5) and conference regular season champion Penn (13-1).
- Last season, the Crimson went 21-9, making it to the second round of the WNIT after a win in the first round against New Hampshire. The WNIT appearance marked the seventh time in the past nine years, and the program's 13th appearance in the postseason, the most of any other Ivy League team
- Virginia is 1-0 all-time against Harvard. This is the first meeting since Dec. 3, 2005, when the Cavaliers defeated the Crimson 54-48 in the final season of playing at University Hall

DUQUESNE DUKES

- Duquesne was selected fourth in the preseason A-10 poll
- Chassidy Omogrosso and Julijana Vojinovic were named preseason third-team All-A-10. The junior guards are Duquesne's leading returning scorers, averaging 13.7 and 10.9 points per game last season
- Conor Richardson was named to the preseason All-Defensive team. The junior guard led the Dukes with 41 steals last season
- The Duquesne women's basketball team ended the 2016-17 season by falling to Drexel 70-47 in the First Round of the WNIT. The squad amasses an 18-16 overall record
- Duquesne already has a win over an ACC opponent this season, winning 66-53 at Pitt
- This is the first-ever meeting between UVA and Duquesne

NORTH CAROLINA A&T AGGIES

- In 2016-17, the Aggies went 14-18 overall, 8-8 in the MEAC. It was just their second losing season in the past 12 years.
- Prior to the last season, sixth-year head coach Tarrell Robinson had led the Aggies to three consecutive 20-win seasons, a conference championship and an NCAA Tournament bid. The Aggies did reach the conference tournament semifinals for the fifth straight season
- The Aggies opened the season with a 60-49 victory over Georgia Southern. C'Coriea Foy, who transferred from Alabama, had 15 points on 7-for-12 shooting from the floor in her Aggie debut

2017-18 VIRGINIA WOMEN'S BASKETBALL ROSTER
NUMERICAL

NO.	NAME	POS.	HT.	CLASS	HOMETOWN / PREVIOUS SCHOOL
1	Brianna Tinsley	Guard	5-7	Fr.	Madison, Va./St. Anne's-Belfield
2	Jae'Lisa Allen	Forward	6-2	Sr.	Pine Bluff, Ark./White Hall
3	Lauren Moses	Forward	6-2	Sr.	Mount Holly, N.J./Rancocas Valley
4	Dominique Toussaint	Guard	5-9	So.	Staten Island, N.Y./Christ the King
5	Khyasia Caldwell	Guard	5-5	Fr.	Pocono Summit, Pa./Pocono Mountain East
10	J'Kyra Brown	Guard	5-11	Sr.	Rocky Mount, N.C./Rocky Mount HS/East Carolina
13	Jocelyn Willoughby	Guard	6-0	So.	East Orange, N.J./Newark Academy
14	Lisa Jablonowski	Forward	6-3	So.	Ernster, Luxembourg/Lycees des Garçons
20	Amandine Toi	Guard	5-11	Fr.	Paris, France / ISEP Academy
23	Aliyah Huland El	Guard	6-1	Sr.	Randolph, N.J./Randolph
30	Felicia Aiyeotan	Center	6-9	So.	Lagos, Nigeria/Blair Academy (N.J.)
32	Moné Jones	Forward	6-3	Jr.	Durham, N.C./Riverside
35	Shakyna Payne	Forward	6-3	So.	Acworth, Ga./SW Atlanta Christian Academy

ALPHABETICAL

NO.	NAME	POS.	HT.	CLASS	HOMETOWN / PREVIOUS SCHOOL
30	Felicia Aiyeotan	Center	6-9	So.	Lagos, Nigeria/Blair Academy (N.J.)
2	Jae'Lisa Allen	Forward	6-2	Sr.	Pine Bluff, Ark./White Hall
10	J'Kyra Brown	Guard	5-11	Sr.	Rocky Mount, N.C./Rocky Mount HS/East Carolina
5	Khyasia Caldwell	Guard	5-5	Fr.	Pocono Summit, Pa./Pocono Mountain East
23	Aliyah Huland El	Guard	6-1	Sr.	Randolph, N.J./Randolph
4	Lisa Jablonowski	Forward	6-3	So.	Ernster, Luxembourg/Lycees des Garçons
32	Moné Jones	Forward	6-3	So.	Durham, N.C./Riverside
3	Lauren Moses	Forward	6-2	Sr.	Mount Holly, N.J./Rancocas Valley
35	Shakyna Payne	Forward	6-3	So.	Acworth, Ga./SW Atlanta Christian Academy
1	Brianna Tinsley	Guard	5-7	Fr.	Madison, Va./St. Anne's-Belfield
20	Amandine Toi	Guard	5-11	Fr.	Paris, France / ISEP Academy
4	Dominique Toussaint	Guard	5-9	So.	Staten Island, N.Y./Christ the King
13	Jocelyn Willoughby	Guard	6-0	So.	East Orange, N.J./Newark Academy

HEAD COACH: Joanne Boyle (Duke '85), 7th Year at Virginia

ASSISTANT COACH: La'Keshia Frett Meredith (Georgia '97), 5th year at Virginia

ASSISTANT COACH: Katherine Graham (LSU, '11), 2nd year at Virginia

ASSISTANT COACH: Tim Taylor (James Madison, '89), 9th year at Virginia

PRONUNCIATION GUIDE

Felicia Aiyeotan	eye-OH-tahn
Jae'Lisa Allen	JAY-lisa
J'Kyra Brown	Juh-KYE-rah
Khyasia Caldwell	KIE-Asia
Aliyah Huland El	ahh-LEE-uh HEW-land ELLE
Lisa Jablonowski	LEE-zuh YOB-lo-NOW-skee
Shakyna Payne	shuh-KYE-nuh
Amandine Toi	Ah-moe-DEEN TWAH
Dominique Toussaint	too-SAWN
La'Keshia Frett Meredith	Lah-KEE-shah

30 FELICIA AIYEOTAN



6-9 • Sophomore • Center • Lagos, Nigeria • Blair Academy (N.J.)

2017-18

- Made her first career start at Mississippi State (11/10)
- Had her second career double-double against Central Connecticut with 12 points and 10 rebounds (11/12)
- Had eight points with seven rebounds against Georgia (11/16)

2016-17

- Third in the ACC in blocked shots
- Her 53 blocked shots this season is seventh in the Virginia record book for blocked shots in a single season. The Virginia freshman record is held by DeMya Walker who blocked 68 in her rookie campaign in 1996. Aiyetan already has more blocked shots this season than the entire team did in 2013-14
- Made her collegiate debut in season-opener against Middle Tennessee, scoring four points with four blocks in four minutes (11/11)
- Came off the bench to log a double-double with 23 points and 12 rebounds in 22 minutes against Coppin State (11/13)
- Made her first seven field goal attempts against UIC, going 8-of-9 overall for 16 points in 16 minutes (12/16)
- Scored 10 points in 11 minutes at Syracuse (1/2)
- Scored 10 points with five rebounds and six blocked shots in ACC Tournament game against Wake Forest (3/2)

HIGH SCHOOL/CLUB

- Is 6-9 with a wing span of 7-3
- Played her senior season at Blair Academy (N.J.), averaging 14.0 points per game
- Mid-Atlantic Prep League First-Team All-League
- NJISAA First-Team All-Prep
- As a junior at Nuemann Goretti High in Philadelphia, Pa., won the national title with the team going 30-0 and finishing as the top-ranked high school

2017-18 GAME-BY-GAME:

Opponent	GS	FG-FGA	3FG-3FGA	FT-FTA	Off-Def	Total Reb	PF	Points	A	TO	Blk	Stl	Min
at Miss St	*	1-2	0-0	2-4	2-5	7	1	4	0	2	4	0	29
CENT CONN	*	6-11	0-0	0-2	6-4	10	3	12	0	0	1	1	18
GEORGIA	*	3-8	0-0	2-2	2-5	7	1	8	1	2	1	1	29
at Dayton	*	2-6	0-0	1-2	2-4	6	2	5	0	2	2	0	12
HAMPTON		1-2	0-0	0-0	0-3	3	3	2	0	1	3	0	15
HARVARD													
DUQUESNE													
MARYLAND													
UNCG													
at Rutgers													
vs Ohio													
vs Indiana													
MANHATTAN													
PITT													
SYRACUSE													
at NC State													
CLEMSON													
at BC													
at Duke													
VIRGINIA TECH													
UNC													
at Georgia Tech													
LOUISVILLE													
at FSU													
at Virginia Tech													
NOTRE DAME													
MIAMI													
at Louisville													
at Wake													

SINGLE GAME BESTS

POINTS

Season: 12 vs CCSU (11/12)

Career: 23 vs Coppin State (11/13/16)

REBOUNDS

Season: 10 vs CCSU (11/12)

Career: 12 vs Coppin State (11/13/16)

FG MADE

Season:

Career: 10 vs Coppin State (11/13/16)

FG ATTEMPTS

Season:

Career: 12 vs Coppin State (11/13/16)

FG PERCENTAGE

Season:

Career: 8-of-9 (.889) vs UIC (12/16/16)

3 PT FG MADE

Season:

Career:

3 PT FG ATTEMPTS

Season:

Career:

FT MADE

Season:

Career: 3

FT ATTEMPTS

Season:

Career: 4

ASSISTS

Season:

Career: 2 vs Coppin State (11/13/16)

BLOCKS

Season: 4 at Miss St (11/10)

Career: 6 (2x) last vs Wake (3/2/17)

STEALS

Season:

Career: 2, Nebraska (11/26/16)

Double Doubles:

Season: 1, last vs CCSU (11/12)

Career: 2, last vs CCSU (11/12/17)

VIRGINIA CAREER STATISTICS

Year	G-GS	Min/Avg	FG-FGA	Pct.	3FG-A	Pct.	FT-FTA	Pct.	O-D	T	Avg.	Pf-DQ	Ast	TO	Blk	St	Pts	Avg
2016-17	33-0	41/12.5	65-125	.520	0-0	.000	21-32	.656	42-79	121	3.7	28-0	14	39	54	4	151	4.6
2017-18	5-4	103/20.6	13-29	.448	0-0	.000	5-10	.500	12-21	33	6.6	10-0	1	7	11	2	31	6.2
TOTAL	38-4	514/13.5	78-154	.506	0-0	.000	26-42	.619	54-100	154	4.1	38-0	15	46	65	6	182	4.8

2 JAE'LISA ALLEN



6-2 • Senior • Forward • Pine Bluff, Ark. • White Hall

AT VIRGINIA 2017-18

- Played a career-high 20 minutes against Coppin State, scoring 5 points with three rebounds

SINGLE GAME BESTS

POINTS

Season:

Career: 5 vs Coppin State (11/13/16)

REBOUNDS

Season:

Career: 3 (2x)

FG MADE

Season:

Career: 2

FG ATTEMPTS

Season:

Career: 4

3 PT FG MADE

Season:

Career:

3 PT FG ATTEMPTS

Season:

Career:

FT MADE

Season:

Career:

FT ATTEMPTS

Season:

Career:

ASSISTS

Season:

Career:

BLOCKS

Season:

Career:

STEALS

Season:

Career:

2017-18 GAME-BY-GAME

Opponent	GS	FG-FGA	3FG-3FGA	FT-FTA	Off-Def	Total Reb	PF	Points	A	TO	Blk	Stl	Min
at Miss St		DNP											
CCSU		1-2	0-0	1-2	2-0	2	1	3	1	0	1	0	15
GEORGIA		DNP											
at Dayton		DNP											
HAMPTON		DNP											
HARVARD													
DUQUESNE													
MARYLAND													
UNCG													
at Rutgers													
vs Ohio													
vs Indiana													
MANHATTAN													
PITT													
SYRACUSE													
at NC State													
CLEMSON													
at BC													
at Duke													
VIRGINIA TECH													
UNC													
at Georgia Tech													
LOUISVILLE													
at FSU													
at Virginia Tech													
NOTRE DAME													
MIAMI													
at Louisville													
at Wake													

VIRGINIA CAREER STATISTICS

Year	G-GS	Min/Avg	FG-FGA	Pct.	3FG-A	Pct.	FT-FTA	Pct.	O-D	T	Avg.	Pf-DQ	Ast	TO	Blk	St	Pts	Avg
2014-15	4-0	13/3.3	1-3	.333	0-0	.000	0-0	.000	0-2	2	0.5	3-0	0	0	0	0	2	0.5
2015-16	9-0	24/2.7	2-9	.222	0-0	.000	0-0	.000	4-1	5	0.6	3-0	0	2	0	0	4	0.4
2016-17	16-0	94/5.9	3-13	.231	0-0	.000	4-7	.571	6-5	11	0.7	14-0	2	6	1	2	10	0.6
2017-18	1-0	15/15	1-2	.500	0-0	.000	1-2	.500	2-0	2	2.0	1-0	1	0	1	0	3	3.0
TOTAL	30-0	146/4.9	7-27	.259	0-0	.000	5-9	.556	12-8	20	0.7	21-0	3	8	2	2	19	0.6

10 J'KYRA BROWN



5-11 • R-Senior • Guard • Rocky Mount, N.C. • Rocky Mount High School

AT VIRGINIA 2017-18

- Was in the starting lineup for the season-opener at Mississippi State, the 11th start of her UVA career
- Brought down seven rebounds against Georgia (11/16)

2016-17

- Scored a UVA career high 18 points against Coppin State (11/13)
- Started the season with a 9-1 assist-to-turnover ratio in the first 3 games
- Made her 1st start of season against UIC, scoring 7pts with 5 assists
- Scored 14 points on 6-of-8 shooting against Md. Eastern Shore (12/21)
- Scored nine points with a team-high 10 rebounds against UMBC (12/28)
- Let the team in scoring (10 pts) and rebounding (6 reb) at Pitt (1/22)
- Made her second start of the season at Notre Dame, scoring 11 points in the first half and 14 overall, also dishing five assists and grabbing five steals (1/29)
- Recorded first career double-double (12 pts/10 rebs) in win over Georgia Tech (2/2)
- Scored 16 points in the first half against Wake Forest (2/12)
- Started both games of the WNIT, scoring 14 points in the win at Saint Joseph's, including 9 points in fourth quarter

SINGLE GAME BESTS

POINTS

Season:

Career: 18 vs Coppin State (11/13/16)

REBOUNDS

Season:

Career: 10 (3x) last vs. Georgia Tech (2/2)

FG MADE

Season:

Career: 6 vs MDES (12/21/16)

FG ATTEMPTS

Season:

Career: 14 at Notre Dame (1/29/16)

3 PT FG MADE

Season:

Career: 4 vs Coppin State (11/13/16)

3 PT FG ATTEMPTS

Season:

Career: 9 at Miami (2/9/17)

FT MADE

Season:

Career: 8 vs Florida State (2/16/17)

FT ATTEMPTS

Season:

Career: 10 vs Florida State (2/16/17)

ASSISTS

Season:

Career: 6 (2x) last at Syracuse (1/2/17)

BLOCKS

Season:

Career: 1

STEALS

Season:

Career: 5 at Notre Dame (1/29/17)

DOUBLE DOUBLES

Season:

Career: 1 vs Georgia Tech (2/2)

2017-18 GAME-BY-GAME

Opponent	GS	FG-FGA	3FG-3FGA	FT-FTA	Off-Def	Total Reb	PF	Points	A	TO	Blk	Stl	Min
at Miss St	*	2-8	0-2	0-0	0-4	4	4	4	0	6	0	1	32
CENT CONN	*	3-6	1-4	1-2	0-4	4	0	8	2	3	0	1	15
GEORGIA	*	0-3	0-3	1-2	1-6	7	1	1	2	3	0	1	22
at Dayton		3-12	2-6	0-0	0-5	5	3	8	1	3	0	0	33
HAMPTON		2-6	2-5	0-0	0-3	3	0	6	2	1	0	0	24
HARVARD													
DUQUESNE													
MARYLAND													
UNCG													
at Rutgers													
vs Ohio													
vs Indiana													
MANHATTAN													
PITT													
SYRACUSE													
at NC State													
CLEMSON													
at BC													
at Duke													
VIRGINIA TECH													
UNC													
at Georgia Tech													
LOUISVILLE													
at FSU													
at Virginia Tech													
NOTRE DAME													
MIAMI													
at Louisville													
at Wake													

AT EAST CAROLINA

Year	G-GS	Min/Avg	FG-FGA	Pct.	3FG-A	Pct.	FT-FTA	Pct.	O-D	T	Avg.	Pf-DQ	Ast	TO	Blk	St	Pts	Avg
2013-14	31-1	341/11.0	63-155	.406	27-81	.333	31-42	.738	21-31	52	1.7	45-0	25	41	9	16	184	5.9
AT VIRGINIA																		
Year	G-GS	Min/Avg	FG-FGA	Pct.	3FG-A	Pct.	FT-FTA	Pct.	O-D	T	Avg.	Pf-DQ	Ast	TO	Blk	St	Pts	Avg
2015-16	33-6	545/16.5	51-168	.304	27-85	.318	37-52	.712	31-61	92	2.8	60-0	30	50	3	23	166	5.0
2016-17	33-4	808/24.5	86-220	.391	48-127	.378	65-91	.714	42-95	137	4.2	64-1	67	73	4	36	285	8.6
2017-18	5-3	126/25.2	10-35	.286	5-20	.250	2-4	.500	1-22	23	4.6	8-0	7	16	0	3	27	5.4
TOTAL	71-13	1479/20.8	147-423	.348	80-232	.345	104-147	.707	74-178	252	3.5	132-1	104	139	7	62	478	6.7

5 KHYASIA CALDWELL



5-5 • Freshman • Guard • Pocono Summit, Pa. • Pocono Mountain East

AT VIRGINIA

2017-18

- Made her collegiate debut at Mississippi State, scoring two points and grabbing a steal in two minutes on the court (11/10)
- Will be a two-sport athlete at UVA, also be competing for the track & field team in the spring

HIGH SCHOOL/CLUB

- Four-year varsity letter winner in basketball at Pocono Mountain East High School
- Earned Second Team All-Conference honors her freshman season, tying her school record for single-game rebounding with 23 in one contest
- First Team All-Conference her sophomore and senior seasons
- Junior season was named the Pocono Record Girl's Basketball Player of the Year
- Reached the 1,000 career point mark her senior year while averaging 14 points, 7.4 assists and 9 rebounds per game
- Also competed in track: Three-time PIAA State Champion in the long jump
- Holds school records in four events: the 100 (12.14), 200 (24.54), 400 (57.94) and long jump (20-5), and owns the long jump record in both the Eastern Pennsylvania Conference and District 11

2017-18 GAME-BY-GAME

Opponent	GS	FG-FGA	3FG-3FGA	FT-FTA	Off-Def	Total Reb	PF	Points	A	TO	Blk	Stl	Min
at Miss St		1-2	0-0	0-0	0-0	0	0	2	0	0	0	1	2
CENT CONN		2-3	1-2	0-2	1-1	2	3	5	1	0	0	0	9
GEORGIA		0-0	0-0	0-0	0-0	0	0	0	0	0	0	0	0
at Dayton		0-0	0-0	0-0	0-0	0	0	0	0	0	0	0	0+
HAMPTON		DNP											
HARVARD													
DUQUESNE													
MARYLAND													
UNCG													
at Rutgers													
vs Ohio													
vs Indiana													
MANHATTAN													
PITT													
SYRACUSE													
at NC State													
CLEMSON													
at BC													
at Duke													
VIRGINIA TECH													
UNC													
at Georgia Tech													
LOUISVILLE													
at FSU													
at Virginia Tech													
NOTRE DAME													
MIAMI													
at Louisville													
at Wake													

SINGLE GAME BESTS

POINTS

Season:

REBOUNDS

Season:

FG MADE

Season:

FG ATTEMPTS

Season:

3 PT FG MADE

Season:

3 PT FG ATTEMPTS

Season:

Career:

FT MADE

Season:

FT ATTEMPTS

Season:

ASSISTS

Season:

BLOCKS

Season:

STEALS

Season:

VIRGINIA CAREER STATISTICS

Year	G-GS	Min/Avg	FG-FGA	Pct.	3FG-A	Pct.	FT-FTA	Pct.	O-D	T	Avg.	Pf-DQ	Ast	TO	Blk	St	Pts	Avg
2017-18	4-0	11/2.8	3-5	.600	1-2	.500	0-2	.000	1-1	2	0.5	3-0	1	0	0	1	7	1.8

23 ALIYAH HULAND EL



6-1 • Senior • Guard • Randolph, N.J. • Randolph High School

AT VIRGINIA

2016-17

- Came off the bench to go 5-of-6 from the field for 13 points against Central Connecticut (11/12)
- Had a season-high seven rebounds against Georgia (11/16)
- Made her first start of the season against Hampton, scoring 10 points in the first half (11/21)

2016-17

- Had the first double-double of her career with 12 points and 10 assists against Coppin State, the first UVA player to have double-digit assists in a game since Sharneé Zoll had 11 in 2008
- Scored 11 points in the first quarter in the win over Rutgers (11/20)
- Back-to-back 16-point games against Rutgers and St. John's (11/20, 25)
- Made her first five field goal attempts against BC, scoring 12 points in the first 16 minutes (1/15)
- Scored 10 points against NC State, with seven coming in the final quarter (2/26)

SINGLE GAME BESTS

POINTS

Season: 13 vs. CCSU (11/12/17)
Career: 23 vs Louisville (1/5/17)

REBOUNDS

Season: 7 vs. Georgia (11/16/17)
Career: 10 vs Tulane (11/28/15)

FG MADE

Season: 5 vs. CCSU (11/12/17)
Career: 9 vs Longwood (11/22/15)

FG ATTEMPTS

Season: 6, 2x, last vs. CCSU (11/12)
Career: 15 at Auburn (11/19/15)

FG SHOOTING

Season: 5-6 (.833) vs CCSU (11/12)
Career: 7-10 (.700) vs NJIT (12/5/15)

3 PT FG MADE

Season: 2 vs. Georgia (11/16)
Career: 4 (2x) last vs UIC (12/16/16)

3 PT FG ATTEMPTS

Season: 3 vs. Georgia (11/16)
Career: 9 vs Nebraska (11/26/16)

3 PT FG PERCENTAGE

Season: 1-of-1 vs. CCSU (11/12)
Career: 3-of-3 vs Miami (1/3/16)

FT MADE

Season:
Career: 7 at Auburn (11/19/15)

FT ATTEMPTS

Season:
Career: 8 at Auburn (11/19/15)

ASSISTS

Season: 2 (2x) last vs. Georgia (11/16)
Career: 10 vs Coppin State (11/13/16)

BLOCKS

Season: 1 (2x) last vs Georgia (11/16)
Career: 3 (2x) last vs Miami (1/3/16)

STEALS

Season: 3 vs. CCSU (11/12)
Career: 4 vs Longwood (12/16/14)

DOUBLE DOUBLES

Season:
Career: 1 vs Coppin State (11/13/16)

2017-18 GAME-BY-GAME:

Opponent	GS	FG-FGA	3FG-3FGA	FT-FTA	Off-Def	Total Reb	PF	Points	A	TO	Blk	Stl	Min
at Miss St		2-6	0-2	2-2	0-0	0	2	6	0	0	0	0	21
CENT CONN		5-6	1-1	2-2	0-1	1	1	13	2	1	1	3	17
GEORGIA		3-4	2-3	1-2	2-5	7	2	9	2	2	1	1	20
at Dayton		3-6	1-2	1-1	1-2	3	3	8	1	1	2	1	27
HAMPTON	*	3-9	2-3	2-2	0-2	2	1	10	2	1	1	2	29
HARVARD													
DUQUESNE													
MARYLAND													
UNCG													
at Rutgers													
vs Ohio													
vs Indiana													
MANHATTAN													
PITT													
SYRACUSE													
at NC State													
CLEMSON													
at BC													
at Duke													
VIRGINIA TECH													
UNC													
at Georgia Tech													
LOUISVILLE													
at FSU													
at Virginia Tech													
NOTRE DAME													
MIAMI													
at Louisville													
at Wake													

VIRGINIA CAREER STATISTICS

Year	G-GS	Min/Avg	FG-FGA	Pct.	3FG-A	Pct.	FT-FTA	Pct.	O-D	T	Avg.	Pf-DQ	Ast	TO	Blk	St	Pts	Avg
2014-15	31-1	552/17.8	63-189	.333	23-93	.247	24-32	.750	19-34	53	1.7	59-0	29	43	10	24	173	5.6
2015-16	34-10	853/25.1	120-281	.427	35-107	.327	51-63	.810	40-74	114	3.4	90-4	46	94	21	35	326	9.6
2016-17	33-23	750/22.7	87-222	.392	35-113	.310	36-51	.706	29-70	99	3.0	65-0	43	49	19	24	245	7.4
2017-18	5-1	114/22.8	16-31	.516	6-11	.545	8-9	.889	3-10	13	2.6	9-0	7	5	5	7	46	9.2
TOTAL	103-35	2269/22.0	286-723	.396	99-324	.306	119-155	.768	91-188	279	2.7	223-4	125	191	55	90	790	7.7

14 LISA JABLONOWSKI



6-3 • Sophomore • Wing/Forward • Ernster, Luxembourg • Lycee des Garcons

AT VIRGINIA

2016-17

- Started the game at Dayton (11/19)

2016-17

- Moved into the starting lineup for the final nine games of the season
- Made her collegiate debut in the season-opener against Middle Tennessee, scoring four points with four rebounds in 11 minutes
- Had a game-high six rebounds in 13 minutes against Rutgers (11/20)
- Made her first career start against Wake Forest (2/12)
- Had a team-high eight rebounds in the upset win over No. 4 FSU (2/16)

HIGH SCHOOL/CLUB

- Named Sportswoman of the Year, the most prestigious award in Luxembourg, for her performance in the 2014-15 season
- Helped lead her Amicale Steinsel team to the 2016 National Championship of Luxembourg
- Voted to the 2016 Luxembourgish League All-Star Game roster
- Was named the Eurobasket.com Player of the Week (Nov. 9, 2015) after scoring 21 points with nine rebounds and four assists in a victory over Sparta
- A three-time MVP of the U16 and U18 divisions, she helped her team win the Luxembourg Cup in 2014 and guided them to second place finishes in the U14, U16 and U18 championships.

2017-18 GAME-BY-GAME:

Opponent	GS	FG-FGA	3FG-3FGA	FT-FTA	Off-Def	Total Reb	PF	Points	A	TO	Blk	Stl	Min
at Miss St		2-3	1-1	0-0	0-3	3	4	5	0	1	0	0	17
CENT CONN		2-3	0-0	0-0	3-3	6	0	4	1	0	0	1	18
GEORGIA		0-3	0-0	0-0	0-3	3	1	0	0	2	0	0	18
at Dayton	*	0-0	0-0	0-0	0-3	3	3	0	2	1	0	0	20
HAMPTON		2-3	0-0	0-0	0-3	3	1	4	1	0	0	2	20
HARVARD													
DUQUESNE													
MARYLAND													
UNCG													
at Rutgers													
vs Ohio													
vs Indiana													
MANHATTAN													
PITT													
SYRACUSE													
at NC State													
CLEMSON													
at BC													
at Duke													
VIRGINIA TECH													
UNC													
at Georgia Tech													
LOUISVILLE													
at FSU													
at Virginia Tech													
NOTRE DAME													
MIAMI													
at Louisville													
at Wake													

SINGLE GAME BESTS

POINTS

Season:

Career: 9 vs Nebraska (11/26)

REBOUNDS

Season:

Career: 8 vs Florida State (2/16)

FG MADE

Season:

Career: 4 vs Nebraska (11/26)

FG ATTEMPTS

Season:

Career: 5 (2x)

3 PT FG MADE

Season:

Career:

3 PT FG ATTEMPTS

Season:

Career: 2

FT MADE

Season:

Career:

FT ATTEMPTS

Season:

Career:

ASSISTS

Season:

Career:

BLOCKS

Season:

Career:

STEALS

Season:

Career: 3 (2x) last at Syracuse (01/02)

VIRGINIA CAREER STATISTICS

Year	G-GS	Min/Avg	FG-FGA	Pct.	3FG-A	Pct.	FT-FTA	Pct.	O-D	T	Avg.	Pf-DQ	Ast	TO	Blk	St	Pts	Avg
2016-17	32-9	521/16.3	34-80	.425	4-15	.267	6-17	.353	45-38	83	2.6	27-0	22	29	8	30	78	2.4
2017-18	5-1	93/18.6	6-12	.500	1-1	1.000	0-0	.000	3-15	18	3.6	9-0	4	4	0	3	13	2.6
TOTAL	37-10	614/16.6	40-92	.435	5-16	.313	6-17	.353	48-53	101	2.7	36-0	26	33	8	33	91	2.5

32 MONÉ JONES



6-3 • Junior • Forward • Durham, N.C. • Riverside High School

AT VIRGINIA

2017-18

- Missed the Hampton game with a foot injury (11/21)

2016-17

- Missed the first eight games of the season with a leg injury
- Made her season debut against UIC, scoring 3 ptt in 12 minutes (12/16)
- Scored nine points in 18 minutes against MDES (12/21)

2017-18 GAME-BY-GAME:

Opponent	GS	FG-FGA	3FG-3FGA	FT-FTA	Off-Def	Total Reb	PF	Points	A	TO	Blk	Stl	Min
at Miss St		0-3	0-0	0-0	0-0	0	1	0	2	1	0	0	19
CENT CONN		3-4	0-0	0-0	0-0	0	4	6	2	0	0	0	16
GEORGIA		0-1	0-0	0-0	0-0	0	0	0	0	2	0	0	8
at Dayton		0-0	0-0	0-0	1-0	1	0	0	1	0	0	0	4
HAMPTON		INJ											
HARVARD													
DUQUESNE													
MARYLAND													
UNCG													
at Rutgers													
vs Ohio													
vs Indiana													
MANHATTAN													
PITT													
SYRACUSE													
at NC State													
CLEMSON													
at BC													
at Duke													
VIRGINIA TECH													
UNC													
at Georgia Tech													
LOUISVILLE													
at FSU													
at Virginia Tech													
NOTRE DAME													
MIAMI													
at Louisville													
at Wake													

SINGLE GAME BESTS

POINTS

Season:

Career: 10 vs Norfolk State (11/16/15)

REBOUNDS

Season:

Career: 7 vs NJIT (12/5/15)

FG MADE

Season:

Career: 3 at MT (11/13/15)

FG ATTEMPTS

Season:

Career: 8 at MT (11/13/15)

3 PT FG MADE

Season:

Career:

3 PT FG ATTEMPTS

Season:

Career:

FT MADE

Season:

Career: 4 vs Norfolk State (11/16/15)

FT ATTEMPTS

Season:

Career: 4, 2x last vs Tulane (11/28/15)

ASSISTS

Season:

Career: 1

BLOCKS

Season:

Career: 2

STEALS

Season:

Career: 3

VIRGINIA CAREER STATISTICS

Year	G-GS	Min/Avg	FG-FGA	Pct.	3FG-A	Pct.	FT-FTA	Pct.	O-D	T	Avg.	Pf-DQ	Ast	TO	Blk	St	Pts	Avg
2015-16	33-1	572/17.3	37-101	.366	0-3	.000	24-32	.750	30-57	87	2.6	69-2	21	43	19	18	98	3.0
2016-17	25-0	243/9.7	12-38	.316	4-12	.333	12-15	.800	8-13	21	0.8	20-1	3	13	2	5	40	1.6
2017-18	4-0	47/11.8	3-8	.375	0-0	.000	0-0	.000	1-0	1	0.3	5-0	5	3	0	0	6	1.5
TOTAL	62-1	862/13.9	52-147	.354	4-15	.267	36-47	.766	39-70	109	1.8	94-3	29	59	21	23	144	2.3

3 LAUREN MOSES



6-2 • Senior • Forward • Mount Holly, N.J. • Rancocas High School

AT VIRGINIA

2017-18 SEASON

- Changed jersey number to three for senior season, after wearing 21 for her first three years
- Was out of the starting lineup at Dayton, but returned against Hampton (11/21)

2016-17 SEASON

- ACC All-Academic Team
- Had a double-double with 15 points and 10 rebounds in 23 minutes against Coppin State (11/13)
- Scored a career-high 27 points at Richmond, including 11 pts in the 1st half; made four freethrows in final 21 seconds to put the game away (11/16)
- Named to the South Point Shootout All-Tournament Team after scoring 19 points in the win over Nebraska (11/26)
- Double-double with 10 points and 12 rebounds vs MDES (12/21)

SINGLE GAME BESTS

POINTS

Season:
Career: 27 at Richmond (11/16/16)

REBOUNDS

Season:
Career: 15 at Boston College (02/14/16)

FG MADE

Season:
Career: 9 (2x) last vs Louisville (1/5/17)

FG ATTEMPTS

Season:
Career: 17 at Miami (2/9/17)

FG SHOOTING

Season:
Career: 7-of-8 vs Coppin St (12/28/15)

FT MADE

Season:
Career: 8 at Wake Forest (1/10/16)

FT ATTEMPTS

Season:
Career: 13 at Wake Forest (1/10/16)

FT PERCENTAGE

Season:
Career: 9-9 at Richmond (11/16)

ASSISTS

Season:
Career: 4 (2x) last at Richmond (11/16/16)

BLOCKS

Season:
Career: 3 (4x)

STEALS

Season:
Career: 6 at Duke (2/4/16)

DOUBLE DOUBLES

Season:
Career: 8, last at Miami (2/9)

2017-18 GAME-BY-GAME

Opponent	GS	FG-FGA	3FG-3FGA	FT-FTA	Off-Def	Total Reb	PF	Points	A	TO	Blk	Stl	Min
at Miss St	*	1-6	0-0	0-0	1-2	3	1	2	1	0	1	2	18
CENT CONN	*	4-6	0-0	1-2	3-3	6	0	9	2	1	1	3	17
GEORGIA	*	2-4	0-0	1-2	0-0	0	1	5	1	3	-	1	19
at Dayton		3-12	0-0	1-1	3-2	5	1	7	0	2	0	2	27
HAMPTON	*	4-7	0-0	1-2	1-4	5	4	9	0	1	1	2	25
HARVARD													
DUQUESNE													
MARYLAND													
UNCG													
at Rutgers													
vs Ohio													
vs Indiana													
MANHATTAN													
PITT													
SYRACUSE													
at NC State													
CLEMSON													
at BC													
at Duke													
VIRGINIA TECH													
UNC													
at Georgia Tech													
LOUISVILLE													
at FSU													
at Virginia Tech													
NOTRE DAME													
MIAMI													
at Louisville													
at Wake													

VIRGINIA CAREER STATISTICS

Year	G-GS	Min/Avg	FG-FGA	Pct.	3FG-A	Pct.	FT-FTA	Pct.	O-D	T	Avg.	Pf-DQ	Ast	TO	Blk	St	Pts	Avg
2014-15	31-30	731/23.6	77-183	.421	0-1	.000	35-66	.530	66-111	177	5.7	95-5	26	64	34	26	189	6.1
2015-16	34-34	969/28.5	128-293	.437	0-1	.000	65-115	.565	101-135	236	6.9	104-5	33	72	24	52	321	9.4
2016-17	33-33	874/26.5	134-281	.477	0-0	.000	47-75	.627	67-120	187	5.7	93-3	35	65	28	43	315	9.5
2017-18	5-4	106/21.2	14-35	.400	0-0	.000	4-7	.571	8-11	19	3.8	7-0	4	7	3	10	32	6.4
TOTAL	103-101	2680/26.0	353-792	.446	0-2	.000	151-263	.574	242-377	619	6.0	299-13	98	208	89	131	857	8.3

35 SHAKYNA PAYNE



6-3 • R-Sophomore • Forward • Acworth, Ga. • SW Atlanta Christian Academy

AT VIRGINIA 2017-18

- Scored her first career points against Central Connecticut (11/12)

2016-17

- Made her collegiate debut in the South Point Shootout game against Nebraska, playing seven minutes

2015-16

- Missed the entire season with a leg injury

HIGH SCHOOL

- Played four years of varsity basketball, playing three years at Etowah before finishing her senior year at Southwest Atlanta Christian Academy
- Was an honorable mention All-County player in 2011 before earning second-team honors in 2012 and then being named to the first-team in 2013
- 2014 Atlanta Journal Constitution All-State Class A Second Team
- Scored over 1,100 points in her prep career, averaging 12.6 points per game as a junior and 14.2 points with 7.3 rebounds per game her senior season
- Also played two years of varsity volleyball at Etowah as a middle blocker

SINGLE GAME BESTS

POINTS

Season: 4 vs CCSU (11/12)

REBOUNDS

Season: 3 vs CCSU (11/12)

FG MADE

Season:

FG ATTEMPTS

Season:

3 PT FG MADE

Season:

3 PT FG ATTEMPTS

Season:

FT MADE

Season:

FT ATTEMPTS

Season:

ASSISTS

Season:

BLOCKS

Season:

STEALS

Season:

2017-18 GAME-BY-GAME

Opponent	GS	FG-FGA	3FG-3FGA	FT-FTA	Off-Def	Total Reb	PF	Points	A	TO	Blk	Stl	Min
at Miss St		DNP											
CENT CONN		2-2	0-0	0-0	0-3	3	3	4	0	2	0	0	13
GEORGIA		DNP											
at Dayton		DNP											
HAMPTON		DNP											
HARVARD													
DUQUESNE													
MARYLAND													
UNCG													
at Rutgers													
vs Ohio													
vs Indiana													
MANHATTAN													
PITT													
SYRACUSE													
at NC State													
CLEMSON													
at BC													
at Duke													
VIRGINIA TECH													
UNC													
at Georgia Tech													
LOUISVILLE													
at FSU													
at Virginia Tech													
NOTRE DAME													
MIAMI													
at Louisville													
at Wake													

VIRGINIA CAREER STATISTICS

Year	G-GS	Min/Avg	FG-FGA	Pct.	3FG-A	Pct.	FT-FTA	Pct.	O-D	T	Avg.	Pf-DQ	Ast	TO	Blk	St	Pts	Avg
2015-16	INJURED																	
2016-17	5-0	19/3.8	0-4	.000	0-0	.000	0-2	.000	0-2	2	0.4	1-0	0	1	1	0	0	0.0
2017-18	1-0	13/13.0	2-2	1.000	0-0	.000	0-0	.000	0-3	3	3.0	3-0	0	2	0	0	4	4.0
TOTAL	6-0	32/5.3	2-6	.333	0-0	.000	0-2	.000	0-5	5	0.8	4-0	0	3	1	0	4	0.7

1 BRIANNA TINSLEY



5-7 • Freshman • Guard • Madison, Va. • St. Anne's-Belfield

AT VIRGINIA 2017-18

- Made her collegiate debut at Mississippi State, grabbing two rebounds in her first two minutes on the floor. Finished the game with seven points and two rebounds (11/10)
- Made her first career start at Dayton (11/19)

HIGH SCHOOL/CLUB

- Two-time Scrimmage Play area Player of the Year
- Three-time First Team All-Central Virginia Team
- Three-time First Team VISAA Division I All-State
- Four-time All-LIS selection
- Competed in ASSIST Women's 2017 National All-American Senior High School Basketball All Star Game
- Averaged 15.2 points, 3.9 assists, 3.9 steals and 3.4 rebounds per game in her four-year career, averaging 17.8 points her senior season
- Also ran track, 200m Conference/State Champion
- 100m Conference/State Runner Up

2017-18 GAME-BY-GAME

Opponent	GS	FG-FGA	3FG-3FGA	FT-FTA	Off-Def	Total Reb	PF	Points	A	TO	Blk	Stl	Min
at Miss St		2-4	1-1	2-2	0-2	2	1	7	1	4	0	0	18
CENT CONN		1-8	1-3	0-0	2-2	4	1	3	3	1	0	0	23
GEORGIA		1-1	1-1	0-0	0-1	1	1	3	1	2	0	1	15
at Dayton	*	0-5	0-1	0-0	0-1	1	0	0	1	0	0	0	11
HAMPTON	*	3-5	0-1	0-0	0-1	1	2	6	0	5	1	1	23
HARVARD													
DUQUESNE													
MARYLAND													
UNCG													
at Rutgers													
vs Ohio													
vs Indiana													
MANHATTAN													
PITT													
SYRACUSE													
at NC State													
CLEMSON													
at BC													
at Duke													
VIRGINIA TECH													
UNC													
at Georgia Tech													
LOUISVILLE													
at FSU													
at Virginia Tech													
NOTRE DAME													
MIAMI													
at Louisville													
at Wake													

SINGLE GAME BESTS

POINTS

Season: 7 at Miss St (11/10)

REBOUNDS

Season: 4 vs CCSU (11/12)

FG MADE

Season:

FG ATTEMPTS

Season:

3 PT FG MADE

Season:

3 PT FG ATTEMPTS

Season:

FT MADE

Season:

FT ATTEMPTS

Season:

ASSISTS

Season: 3 vs CCSU (11/12)

BLOCKS

Season:

STEALS

Season:

VIRGINIA CAREER STATISTICS

Year	G-GS	Min/Avg	FG-FGA	Pct.	3FG-A	Pct.	FT-FTA	Pct.	O-D	T	Avg.	Pf-DQ	Ast	TO	Blk	St	Pts	Avg
2017-18	5-2	90/18.0	7-23	.304	3-7	.429	2-2	1.000	2-7	9	1.8	5-0	6	12	1	2	19	3.8

4 DOMINIQUE TOUSSAINT



5-9 • Sophomore • Guard • Staten Island, N.Y. • Christ the King

AT VIRGINIA

2017-18

- Opened the season by scoring a team-high 17 points at Mississippi State (11/10) and followed with another 17-point game against Central Connecticut (11/12)
- Scored a team-high 18 points against Georgia (11/16)
- Scored five baskets and had six assists in the win over Hampton (11/21)

2016-17

- ACC All-Freshman Team
- Third among ACC freshmen in points per game (9.5)
- Was in the starting lineup for her collegiate debut, scoring 16 points with five rebounds against Middle Tennessee (11/11)
- Was named to the Cavalier Classic All-Tournament Team after scoring a team-high 17 points in the finale against Dayton (12/29)
- Named the ACC Rookie of the Week (Feb. 6) after scoring a team-high 16 points in the Cavaliers' overtime win against Georgia Tech, scoring UVA's final eight points of the first quarter, keying the Cavaliers to a 19-14 lead at the first break. Toussaint added another 10 points against Duke, leading the Cavaliers in scoring for the second-straight game
- Hit the game-tying three-pointer at the buzzer to send the Syracuse game into overtime (1/5)
- Scored 16 points in the victory at Clemson (1/19)
- Scored career-high 19 points, incl. 12 in OT, in the win over Wake (2/12)
- Led the team in scoring in the upset of No. 4 FSU with 14 points, eight coming in the fourth quarter
- Scored 10 pts with 5 reb in ACC Tourney win over Wake (3/2)

HIGH SCHOOL/CLUB

- 2016 Miss New York Basketball, 2016 Gatorade New York State Girls' Basketball Player of the Year

2017-18 GAME-BY-GAME

Opponent	GS	FG-FGA	3FG-3FGA	FT-FTA	Off-Def	Total Reb	PF	Points	A	TO	Blk	Stl	Min
at Miss St	*	5-10	1-3	6-7	2-4	6	4	17	3	8	0	1	24
CENT CONN	*	6-14	3-7	2-2	1-1	2	1	17	3	0	0	3	18
GEORGIA	*	6-18	2-5	4-7	1-2	3	1	18	5	3	0	1	36
at Dayton	*	3-13	1-3	2-2	0-2	2	4	9	4	0	0	1	35
HAMPTON	*	5-11	1-6	3-6	0-3	3	2	14	6	3	0	2	34
HARVARD													
DUQUESNE													
MARYLAND													
UNCG													
at Rutgers													
vs Ohio													
vs Indiana													
MANHATTAN													
PITT													
SYRACUSE													
at NC State													
CLEMSON													
at BC													
at Duke													
VIRGINIA TECH													
UNC													
at Georgia Tech													
LOUISVILLE													
at FSU													
at Virginia Tech													
NOTRE DAME													
MIAMI													
at Louisville													
at Wake													

SINGLE GAME BESTS

POINTS

Season: 17 (2x)

Career: 19 vs Wake Forest (2/12/17)

REBOUNDS

Season: 6 vs CCSU (11/12)

Career: 9 at Richmond (11/16/16)

FG MADE

Season:

Career: 7 vs. Georgia Tech (2/2/17)

FG ATTEMPTS

Season: 14 vs CCSU (11/12)

Career: 15 (2x) last vs. Ga Tech (2/2/17)

3 PT FG MADE

Season: 3 vs CCSU (11/12)

Career: 3 vs CCSU (11/12)

3 PT FG ATTEMPTS

Season: 7 vs CCSU (11/12)

Career: 8 vs. Georgia Tech (2/2/17)

FT MADE

Season: 6 at Miss. State (11/10)

Career: 6 at Miss. State (11/10/17)

FT ATTEMPTS

Season: 7 vs Miss State (11/10)

Career: 8 vs Middle Tennessee (11/11/16)

ASSISTS

Season: 6 vs Hampton (11/21)

Career: 6 vs Hampton (11/21/17)

BLOCKS

Season:

Career: 2

STEALS

Season: 3 vs CCSU (11/12)

Career: 4 at BGSU (12/4/16)

VIRGINIA CAREER STATISTICS

Year	G-GS	Min/Avg	FG-FGA	Pct.	3FG-A	Pct.	FT-FTA	Pct.	O-D	T	Avg.	Pf-DQ	Ast	TO	Blk	St	Pts	Avg
2016-17	31-30	808/26.1	113-288	.392	25-82	.305	44-59	.746	19-82	101	3.3	77-2	74	96	4	42	295	9.5
2017-18	5-5	147/29.4	25-66	.379	8-24	.333	17-24	.708	4-12	16	3.2	12-0	21	14	0	8	75	15.0
TOTAL	36-35	955/26.5	138-354	.390	33-106	.311	61-83	.735	23-94	117	3.3	89-2	95	110	4	50	370	10.3

13 JOCELYN WILLOUGHBY



6-0 • Sophomore • Forward/Guard • East Orange, N.J. • Newark Academy

AT VIRGINIA 2017-18

- Scored a team-high 19 points in the win over Central Connecticut and followed that with a 17-point performance against Georgia (11/16)

2016-17

- ACC All-Freshman Team; ACC All-Academic Team
- Second among ACC freshmen in rebounding (6.2 per game) and leads the conference rookies in steals per game (1.7 per game, 55 overall)
- Third among ACC freshmen in scoring at 9.2 points per game
- Became the first freshman to lead UVA in rebounding since Brandi Teamer in 2002 and the first freshman guard to do so since Chrissy Reese in 1980
- Only player on the 2016-17 team to have two 20-point games in the season
 - Had her first career double-double with 10 points and 10 rebounds against St. John's (11/25. Had her second double-double of the season at Georgia, with 13 points and 10 rebounds while also grabbing a season-high six steals (12/19)
 - MVP of the Cavalier Classic Tournament with a combined 27 points, 10 rebounds, five assists, three blocks and two steals in the two games (12/29)
 - Named the ACC Rookie of the Week (Jan. 30) Willoughby helped lead the Cavaliers on both the offensive and defensive ends of the floor against No. 19/21 Virginia Tech and No. 8/9 Notre Dame. Willoughby led the team in scoring in both games, including scoring 18 points in the 76-27 win over Virginia Tech, going 6-of-8 from the floor and 6-of-7 from the stripe against the Hokies
 - Scored team-high 17 points in ACC Tourney win over Wake (3/2)
 - Scored a career-high 25 points in WNIT win at Saint Joseph's, scoring nine crucial points in the fourth quarter (3/17)

HIGH SCHOOL/CLUB

- 2016 Gatorade New Jersey Girl's Basketball Player of the Year

2017-18 GAME-BY-GAME:

Opponent	GS	FG-FGA	3FG-3FGA	FT-FTA	Off-Def	Total Reb	PF	Points	A	TO	Blk	Stl	Min
at Miss St	*	3-4	0-0	0-0	0-6	6	4	6	0	1	0	1	20
CENT CONN	*	8-13	1-1	2-3	1-3	4	0	19	2	1	0	1	21
GEORGIA	*	6-10	1-1	4-5	0-2	2	5	17	0	2	1	2	33
at Dayton	*	4-13	1-3	0-0	3-2	5	4	9	1	5	0	5	31
HAMPTON	*	6-9	1-1	2-2	2-4	6	5	15	0	1	0	1	30
HARVARD													
DUQUESNE													
MARYLAND													
UNCG													
at Rutgers													
vs Ohio													
vs Indiana													
MANHATTAN													
PITT													
SYRACUSE													
at NC State													
CLEMSON													
at BC													
at Duke													
VIRGINIA TECH													
UNC													
at Georgia Tech													
LOUISVILLE													
at FSU													
at Virginia Tech													
NOTRE DAME													
MIAMI													
at Louisville													
at Wake													

SINGLE GAME BESTS

POINTS

Season: 19 vs CCSU (11/12)
Career: 25 at Saint Joseph's (3/17/17)

REBOUNDS

Season:
Career: 11 at Syracuse (1/2/17)

FG MADE

Season: 8 vs CCSU (11/12)
Career: 10 at Saint Joseph's (3/17/17)

FG ATTEMPTS

Season: 13 vs CCSU (11/12)
Career: 14 at Saint Joseph's (3/17/17)

3 PT FG MADE

Season: 2

3 PT FG ATTEMPTS

Season: 2

FT MADE

Season:
Career: 12 vs Dayton (12/29/16)

FT ATTEMPTS

Season:
Career: 14 vs Dayton (12/29/16)

FT PERCENTAGE

Season:
Career: 12-of-14 (.857) vs Dayton (12/29/16)

ASSISTS

Season:
Career: 4 at Notre Dame (1/29/17)

BLOCKS

Season:
Career: 3 vs UMBC (12/28/16)

STEALS

Season:
Career: 6 at Georgia (12/19/16)

DOUBLE DOUBLES

Season:
Career: 2 last vs. Georgia (12/19/16)

VIRGINIA CAREER STATISTICS

Year	G-GS	Min/Avg	FG-FGA	Pct.	3FG-A	Pct.	FT-FTA	Pct.	O-D	T	Avg.	Pf-DQ	Ast	TO	Blk	St	Pts	Avg
2016-17	33-33	987/29.9	109-288	.378	8-39	.205	98-132	.742	71-133	204	6.2	110-8	55	94	13	55	324	9.8
2017-18	5-5	135/27.0	27-49	.551	4-6	.667	8-10	.800	6-17	23	4.6	18-2	3	10	1	10	66	13.2
TOTAL	38-38	1122/29.5	136-337	.404	12-45	.267	106-142	.746	77-150	227	6.0	128-10	58	104	14	65	390	10.3

**2017-18 Virginia Women's Basketball
Virginia Combined Team Statistics (as of Nov 21, 2017)
All games**

RECORD:	OVERALL	HOME	AWAY	NEUTRAL
ALL GAMES	2-3	2-1	0-2	0-0
CONFERENCE	0-0	0-0	0-0	0-0
NON-CONFERENCE	2-3	2-1	0-2	0-0

#	Player	gp-gs	min	avg	Total		3-Point		F-Throw		Rebounds				pf	dq	a	to	blk	stl	pts	avg		
					fg-fga	fg%	3fg-fga	3fg%	ft-fa	ft%	off	def	tot	avg										
04	Dominique Toussaint	5-5	147	29.4	25-66	.379	8-24	.333	17-24	.708	4	12	16	3.2	12	0	21	14	0	8	75	15.0		
13	Jocelyn Willoughby	5-5	135	27.0	27-49	.551	4-6	.667	8-10	.800	6	17	23	4.6	18	2	3	10	1	10	66	13.2		
23	Aliyah Huland El	5-1	114	22.8	16-31	.516	6-11	.545	8-9	.889	3	10	13	2.6	9	0	7	5	5	7	46	9.2		
03	Lauren Moses	5-4	106	21.2	14-35	.400	0-0	.000	4-7	.571	8	11	19	3.8	7	0	4	7	3	10	32	6.4		
30	Felicia Aiyeotan	5-4	103	20.6	13-29	.448	0-0	.000	5-10	.500	12	21	33	6.6	10	0	1	7	11	2	31	6.2		
10	J'Kyra Brown	5-3	126	25.2	10-35	.286	5-20	.250	2-4	.500	1	22	23	4.6	8	0	7	16	0	3	27	5.4		
35	Shakyna Payne	1-0	13	13.0	2-2	1.000	0-0	.000	0-0	.000	0	3	3	3.0	3	0	0	2	0	0	4	4.0		
01	Brianna Tinsley	5-2	90	18.0	7-23	.304	3-7	.429	2-2	1.000	2	7	9	1.8	5	0	6	12	1	2	19	3.8		
02	Jae'Lisa Allen	1-0	15	15.0	1-2	.500	0-0	.000	1-2	.500	2	0	2	2.0	1	0	1	0	1	0	3	3.0		
14	Lisa Jablonowski	5-1	93	18.6	6-12	.500	1-1	1.000	0-0	.000	3	15	18	3.6	9	0	4	4	0	3	13	2.6		
05	Khyasia Caldwell	4-0	11	2.8	3-5	.600	1-2	.500	0-2	.000	1	1	2	0.5	3	0	1	0	0	1	7	1.8		
32	Mone Jones	4-0	47	11.8	3-8	.375	0-0	.000	0-0	.000	1	0	1	0.3	5	0	5	3	0	0	6	1.5		
Team											10	11	21											
Total.....		5	1000		127-297	.428	28-71	.394	47-70	.671	53	130	183	36.6	90	2	60	81	22	46	329	65.8		
Opponents.....		5	1000		110-304	.362	40-134	.299	54-73	.740	76	127	203	40.6	79	-	65	90	20	39	314	62.8		

TEAM STATISTICS	VA	OPP	Date	Opponent	Score	Att.
SCORING	329	314	11/10/17	at Mississippi State	L 53-68	6811
Points per game	65.8	62.8	11/12/17	CENTRAL CONNECTICUT	W 103-59	3306
Scoring margin	+3.0	-	11/16/17	GEORGIA	L 61-64	3170
FIELD GOALS-ATT	127-297	110-304	11/19/17	at Dayton	L 46-61	1866
Field goal pct	.428	.362	11/21/17	HAMPTON	W 66-62	2546
3 POINT FG-ATT	28-71	40-134	* - Conference game			
3-point FG pct	.394	.299				
3-pt FG made per game	5.6	8.0				
FREE THROWS-ATT	47-70	54-73				
Free throw pct	.671	.740				
F-Throws made per game	9.4	10.8				
REBOUNDS	183	203				
Rebounds per game	36.6	40.6				
Rebounding margin	-4.0	-				
ASSISTS	60	65				
Assists per game	12.0	13.0				
TURNOVERS	81	90				
Turnovers per game	16.2	18.0				
Turnover margin	+1.8	-				
Assist/turnover ratio	0.7	0.7				
STEALS	46	39				
Steals per game	9.2	7.8				
BLOCKS	22	20				
Blocks per game	4.4	4.0				
ATTENDANCE	9022	8677				
Home games-Avg/Game	3-3007	2-4338				
Neutral site-Avg/Game	-	0-0				

Score by Periods	1st	2nd	3rd	4th	Totals
Virginia	86	85	66	92	329
Opponents	66	85	76	87	314

Official Basketball Box Score -- Game Totals -- Final Statistics
Virginia vs Mississippi State
 11/10/17 8:20 p.m. at Starkville, Miss. (Humphrey Coliseum)

Virginia 53 • 0-1

#	Player	Total		3-Ptr		Rebounds		PF	TP	A	TO	Bk	Stl	Min
		FG	FGA	FG	FGA	FT	FTA							
03	Lauren Moses	f	1-6	0-0	0-0	1	2	3	1	2	1	2	1	18
30	Felicia Aiyetotan	c	1-2	0-0	2-4	2	5	7	1	4	0	2	4	29
04	Dominique Toussaint	g	5-10	1-3	6-7	2	4	6	4	17	3	8	0	24
10	J'Kyra Brown	g	2-8	0-2	0-0	0	4	4	4	4	0	6	0	32
13	Jocelyn Willoughby	g	3-4	0-0	0-0	0	6	6	4	6	0	1	0	20
01	Brianna Tinsley	g	2-4	1-1	2-2	0	2	2	1	7	1	4	0	18
05	Khyasia Caldwell	g	1-2	0-0	0-0	0	0	0	0	2	0	0	0	1
14	Lisa Jablonowski	g	2-3	1-1	0-0	0	3	3	4	5	0	1	0	17
23	Aliyah Huland El	g	2-6	0-2	2-2	0	0	0	2	6	0	0	0	21
32	Mone Jones	g	0-3	0-0	0-0	0	0	0	1	0	2	1	0	19
Team						2	1	3						
Totals			19-48	3-9	12-15	7	27	34	22	53	7	23	5	6

1st FG %: 4-15 26.7% 2nd: 5-14 35.7% 3rd: 4-9 44.4% 4th: 6-10 60.0% Game: 19-48 39.6% Deadball Rebounds 3
 3FG %: 0-3 0.0% 1-2 50.0% 2-4 50.0% 0-0 0.0% 3-9 33.3%
 FT %: 2-2 100.0% 4-4 100.0% 4-4 100.0% 6-5 80.0% 12-15 80.0%

Mississippi State 68 • 1-0

#	Player	Total		3-Ptr		Rebounds		PF	TP	A	TO	Bk	Stl	Min
		FG	FGA	FG	FGA	FT	FTA							
15	Teaira McCowan	c	3-10	0-0	1-2	4	6	10	3	7	1	4	2	30
01	Blair Schaefer	g	0-5	0-4	0-0	1	0	1	2	0	1	0	1	18
02	Morgan William	g	1-4	0-1	0-0	1	5	6	3	2	8	0	2	29
11	Roshunda Johnson	g	6-15	4-10	2-3	0	0	0	3	18	2	3	1	28
35	Victoria Vivians	g	8-15	3-9	3-3	2	5	7	3	22	2	4	1	37
04	Amesha Williams	g	2-5	0-0	0-0	1	4	5	1	4	0	2	2	15
10	Jazzmun Holmes	g	0-1	0-0	2-2	0	0	0	2	2	2	2	3	11
20	Nyah Tate	g	0-0	0-0	0-0	0	0	0	0	0	0	0	0	1
21	Jonika Garvin	g	0-0	0-0	0-0	0	0	0	0	0	0	0	0	1
23	Bre'Amber Scott	g	0-0	0-0	0-0	0	0	0	0	0	0	0	0	1
55	Chloe Bibby	g	5-8	2-3	1-1	2	1	3	1	13	0	1	0	29
Team						2	1	3						
Totals			25-63	9-27	9-11	13	22	35	18	68	16	17	8	14

1st FG %: 4-13 30.8% 2nd: 7-21 33.3% 3rd: 8-15 53.3% 4th: 6-14 42.9% Game: 25-63 39.7% Deadball Rebounds 0
 3FG %: 2-6 33.3% 1-9 11.1% 5-8 62.5% 1-4 25.0% 9-27 33.3%
 FT %: 4-4 100.0% 4-5 80.0% 0-0 0.0% 1-2 50.0% 9-11 81.8%

Officials: Dee Kantner, Mark Zentz, Carla Fountain
 Technical fouls: Virginia-None. Mississippi State-None.
 Attendance: 6811

Score by periods	1st	2nd	3rd	4th	Total
Virginia	10	13	14	16	53
Mississippi State	14	19	21	14	68

Last FG - VA 4th-00:22, MS 4th-01:21.
 Largest lead - VA by 2 1st-09:34, MS by 22 4th-07:34.
 VA led for 02:43. MS led for 36:06. Game was tied for 01:11.

Points	In	Off	2nd	Fast	Bench
VA	Paint	T/O	Chance	Break	
26	7	5	10	20	
MS	26	9	8	19	

Score tied - 2 times.
 Lead changed - 7 times.



Official Basketball Box Score -- Game Totals -- Final Statistics
Central Connecticut vs Virginia
 11/12/17 2 p.m. at Charlottesville, Va.



Central Connecticut 59 • 0-2

#	Player	Total		3-Ptr		Rebounds		PF	TP	A	TO	Bk	Stl	Min
		FG	FGA	FG	FGA	FT	FTA							
10	Andi Lydon	f	1-5	0-4	1-2	2	2	4	4	3	1	0	0	24
33	Ashley Berube	c	0-5	0-0	1-2	0	6	6	1	1	3	1	0	24
04	Kiana Patterson	g	6-9	5-7	2-3	0	2	2	19	4	5	0	0	27
12	Sydney Hines	g	3-10	1-7	2-2	0	0	0	9	0	2	0	0	19
42	Morgan Johnson	g	2-6	2-6	2-2	1	3	4	1	8	0	2	0	26
02	Taylor Goode	g	2-4	1-2	0-0	2	2	2	1	5	0	2	0	11
14	Ashley Forker	g	1-3	1-3	1-2	1	2	3	0	4	0	3	0	17
15	Emma McCamus	g	1-2	0-1	0-0	0	0	0	2	1	0	0	1	7
22	Ashley Chin	g	0-2	0-1	0-0	0	2	2	0	2	0	4	0	15
23	Brianna Jacobs	g	1-6	0-1	0-0	2	2	4	2	2	0	0	0	12
25	Denisha Gardener	g	0-2	0-0	6-10	4	2	6	1	6	0	2	0	13
32	Tiffany Sticklein	g	0-1	0-1	0-0	0	0	0	0	0	0	0	0	5
Team						2	2	4						
Totals			17-55	10-33	15-23	14	21	35	14	59	11	22	1	2

1st FG %: 5-20 25.0% 2nd: 6-12 50.0% 3rd: 1-11 9.1% 4th: 5-12 41.7% Game: 17-55 30.9% Deadball Rebounds 4
 3FG %: 2-9 22.2% 5-8 62.5% 1-7 14.3% 2-3 22.2% 8-18 44.4%
 FT %: 1-2 50.0% 4-6 66.7% 4-6 66.7% 6-9 66.7% 15-23 65.2%

Virginia 103 • 1-1

#	Player	Total		3-Ptr		Rebounds		PF	TP	A	TO	Bk	Stl	Min
		FG	FGA	FG	FGA	FT	FTA							
03	Lauren Moses	f	4-6	0-0	1-2	3	3	6	0	9	2	1	1	17
30	Felicia Aiyetotan	c	6-11	0-0	0-2	6	4	10	3	12	0	0	1	18
04	Dominique Toussaint	g	6-14	3-7	2-2	1	12	17	3	0	0	3	1	18
10	J'Kyra Brown	g	3-6	1-4	1-2	0	4	4	0	8	2	3	0	15
13	Jocelyn Willoughby	g	8-13	1-1	2-3	1	3	4	0	19	2	1	0	21
01	Brianna Tinsley	g	1-8	1-3	0-0	2	2	4	1	3	1	0	0	23
02	Jae'Lisa Allen	g	1-2	0-0	1-2	2	2	1	3	1	0	1	0	15
05	Khyasia Caldwell	g	2-3	1-2	0-2	1	1	2	3	5	1	0	0	9
14	Lisa Jablonowski	g	2-3	0-0	0-0	3	3	6	0	4	1	0	0	18
23	Aliyah Huland El	g	5-6	1-1	2-2	0	1	1	13	2	1	1	3	17
32	Mone Jones	g	3-4	0-0	0-0	0	0	0	4	6	2	0	0	16
35	Shakyna Payne	g	2-2	0-0	0-0	0	3	3	3	4	0	2	0	13
Team						0	3	3						
Totals			43-78	8-18	9-17	19	28	47	17	103	19	9	4	13

1st FG %: 14-23 60.9% 2nd: 12-19 63.2% 3rd: 9-20 45.0% 4th: 8-16 50.0% Game: 43-78 55.1% Deadball Rebounds 3
 3FG %: 2-4 50.0% 4-8 50.0% 0-3 0.0% 2-3 66.7% 8-18 44.4%
 FT %: 2-3 66.7% 4-5 80.0% 0-2 0.0% 9-17 52.9%

Officials: Billy Smith, Mark Resch, Dawn Marsh
 Technical fouls: Central Connecticut-None. Virginia-None.
 Attendance: 3306

Score by periods	1st	2nd	3rd	4th	Total
Central Connecticut	13	21	7	18	59
Virginia	32	31	22	18	103

Points: In Paint 4, Off T/O 6, 2nd Chance 13, Fast Break 2, Bench 19
 CCSU 46, VA 32, 20, 10, 38
 Last FG - CCSU 4th-01:20, VA 4th-02:34.
 Largest lead - CCSU None, VA by 51 4th-06:32.
 CCSU led for 00:00. VA led for 39:52. Game was tied for 00:08.

Score tied - 0 times.
 Lead changed - 0 times.



Official Basketball Box Score -- Game Totals -- Final Statistics
Georgia vs Virginia
 11/16/17 7 p.m. at JPJ Arena, Charlottesville, Va.



Georgia 64 • 2-0

#	Player	Total		3-Ptr		Rebounds		PF	TP	A	TO	Bk	Stl	Min
		FG	FGA	FG	FGA	FT	FTA							
04	ROBINSON, Caliya	f	7-13	1-3	0-0	2	7	9	4	15	2	4	1	28
30	ENGLEAM, Mackenzie	f	6-12	1-3	0-0	3	2	5	3	13	2	2	3	33
00	COLL, Taja	g	2-8	0-3	2-2	1	6	7	1	6	9	4	0	32
12	CLARK, Haley	g	3-4	0-0	0-0	1	1	4	6	2	1	0	0	25
23	MORRISON, Que	g	2-10	1-4	3-4	1	2	3	2	8	2	0	4	33
02	CONNALLY, Gabby	g	3-6	2-5	2-2	0	1	1	2	10	0	1	0	13
03	PAUL, Stephanie	g	3-7	0-1	0-0	2	1	3	0	6	0	1	0	12
11	CALDWELL, Maya	g	0-1	0-1	0-0	1	1	2	1	0	0	0	0	5
24	COSTA, Simone	g	0-4	0-1	0-0	2	2	2	1	0	0	1	0	12
51	BLANARU, Bianca	g	0-3	0-0	0-0	2	1	3	2	0	0	1	1	7
Team						2	2	4						
Totals			26-68	5-21	7-8	14	26	40	20	64	17	15	5	11

1st FG %: 7-18 38.9% 2nd: 6-16 37.5% 3rd: 8-19 42.1% 4th: 5-15 33.3% Game: 26-68 38.2% Deadball Rebounds 1
 3FG %: 2-5 40.0% 0-3 0.0% 1-6 16.7% 2-7 28.6% 5-21 23.8%
 FT %: 0-0 0.0% 0-0 0.0% 6-6 100.0% 7-8 87.5%

Virginia 61 • 1-2

Official Basketball Box Score -- Game Totals -- Final Statistics
Hampton vs Virginia
11/21/17 7 p.m. at JPJ Arena, Charlottesville, Va.

Hampton 62 • 1-2

#	Player	Total		3-Ptr	Rebounds			PF	TP	A	TO	Blk	Stl	Min	
		FG-FGA	FG-FGA	FT-FTA	Off	Def	Tot								
04	BROWN, Jephany	f	1-5	1-4	2-2	0	1	1	2	5	0	0	0	1	16
21	SAYLE, Mikayla	f	3-8	0-0	1-2	2	3	5	1	7	0	0	0	0	30
01	JAMES, DeJane	g	4-12	2-5	3-5	5	1	6	1	13	4	4	0	1	36
02	FINNEY-SMITH, Monna	g	6-14	5-11	0-0	3	6	9	3	17	2	1	1	0	40
03	STARR, Allina	g	3-11	1-2	2-4	4	3	7	3	9	2	1	0	3	40
10	WILLIS, K'lynn	g	2-6	2-5	0-0	0	2	2	4	6	3	4	0	2	17
14	BATES, Ashley	g	2-5	0-1	1-2	2	1	3	0	5	0	2	0	2	21
Team						4	3	7			1				
Totals			21-61	11-28	9-15	20	20	40	14	62	11	13	1	9	200

1st - FG %: 5-14 35.7% 2nd: 5-12 41.7% 3rd: 7-15 46.7% 4th: 4-20 20.0% Game: 21-61 34.4% Deadball
 3FG %: 3-6 50.0% 1-5 20.0% 4-8 50.0% 3-9 33.3% 11-28 39.3% Rebounds
 FT %: 1-2 50.0% 1-2 50.0% 4-5 80.0% 3-6 50.0% 9-15 60.0% 2

Virginia 66 • 2-3

#	Player	Total		3-Ptr	Rebounds			PF	TP	A	TO	Blk	Stl	Min	
		FG-FGA	FG-FGA	FT-FTA	Off	Def	Tot								
03	Lauren Moses	f	4-7	0-0	1-2	1	4	5	4	9	0	1	1	2	25
01	Brianna Tinsley	g	3-5	0-1	0-0	0	1	1	2	6	0	5	1	1	23
04	Dominique Toussaint	g	5-11	1-6	3-6	0	3	3	2	14	6	3	0	2	34
13	Jocelyn Willoughby	g	6-9	1-1	2-2	2	4	6	5	15	0	1	0	1	30
23	Aliyah Hulang El	g	3-9	2-3	2-2	0	2	2	1	10	2	1	1	2	29
10	J'Kyra Brown	g	2-6	2-5	0-0	0	3	3	0	6	2	1	0	0	24
14	Lisa Jablonowski	g	2-3	0-0	0-0	0	3	3	1	4	1	0	0	2	20
30	Felicia Aiyeotan	g	1-2	0-0	0-0	0	3	3	3	2	0	1	3	0	15
Team						5	1	6							
Totals			26-52	6-16	8-12	8	24	32	18	66	11	13	6	10	200

1st - FG %: 6-14 42.9% 2nd: 7-12 58.3% 3rd: 8-14 57.1% 4th: 5-12 41.7% Game: 26-52 50.0% Deadball
 3FG %: 1-3 33.3% 3-6 50.0% 0-2 0.0% 2-5 40.0% 6-16 37.5% Rebounds
 FT %: 3-4 75.0% 3-4 75.0% 0-0 0.0% 2-4 50.0% 8-12 66.7% 2

Officials: Bryan Enterline, Edward Sidlasky, Angel Stanton
 Technical fouls: Hampton-None. Virginia-None.
 Attendance: 2546
 UVA: 13 fouled out at 3:47 (IV)

Score by periods	1st	2nd	3rd	4th	Total
Hampton	14	12	22	14	62
Virginia	16	20	16	14	66

Points	In	Off	2nd	Fast	Bench
	Paint	T/O	Chance	Break	
HAMW	18	19	10	4	11
VA	34	17	4	4	12

Last FG - HAMW 4th-00:17, VA 4th-00:37.
 Largest lead - HAMW by 3 1st-09:08, VA by 15 2nd-03:05.
 HAMW led for 04:02, VA led for 33:37. Game was tied for 02:21.

Score tied - 4 times.
 Lead changed - 5 times.

RECORD:	OVERALL	HOME	AWAY	NEUTRAL
ALL GAMES	2-3	2-1	0-2	0-0
CONFERENCE	0-0	0-0	0-0	0-0
NON-CONFERENCE	2-3	2-1	0-2	0-0

	UVA.									
Date	Rank	Opponent	Score	W/L	Rec.	ACC	Attend.	High Scorer	High Reb.	Opp. High Scr
11/10	RV	at 7 Mississippi St	68-53	L	0-1	0-0	6811	Toussaint 17	Aiyetan 7	Vivians 22
11/12	RV	CENTRAL CONN	103-59	W	1-1	0-0	3306	Willoughby 19	Aiyetan 10	Patterson 19
11/16	RV	GEORGIA	64-61	L	1-2	0-0	3170	Toussaint 18	FA, JB, AHE 7	Robinson 15
11/19	RV	at Dayton	61-46	L	1-3	0-0	1866	DT, JW 9	Aiyetan 6	Scaife 17
11/21		HAMPTON	66-62	W	2-3	0-0	2546	Willoughby 15	Willoughby 6	Finney-Smith 17

OPPONENT	AIYEOTAN	ALLEN	BROWN	CALDWELL	HULAND EL	JABLONOWSKI
at Miss St	4-7-0	DNP	4-4-0	2-0-0	6-0-0	5-3-0
CENT CONN	12-10-0	3-2-1	8-4-2	5-2-1	13-1-2	4-6-1
GEORGIA	8-7-1	DNP	1-7-2	0-0-0	9-7-2	0-3-0
at Dayton	5-6-0	DNP	8-5-1	0-0-0	8-3-1	0-3-2
HAMPTON	2-3-0	DNP	6-3-2	DNP	10-2-2	4-3-1
HARVARD						
DUQUESNE						
MARYLAND						
UNCG						
at Rutgers						
vs Ohio						
vs Indiana						
MANHATTAN						
PITTSBURGH						
SYRACUSE						
at NC State						
CLEMSON						
at Boston College						
at Duke						
VIRGINIA TECH						
NORTH CAROLINA						
at Georgia Tech						
LOUISVILLE						
at Florida State						
at Virginia Tech						
NOTRE DAME						
MIAMI						
at Louisville						
at Wake Forest						

OPPONENT	JONES	MOSES	PAYNE	TINSLEY	TOUSSAINT	WILLOUGHBY
at Miss State	0-0-2	2-3-1	DNP	7-2-1	17-6-3	6-6-0
CENT CONN	6-0-2	9-6-2	4-3-0	3-4-3	17-2-3	19-4-2
GEORGIA	0-0-0	5-0-1	DNP	3-1-1	18-3-5	17-2-0
at Dayton	0-1-1	7-5-0	DNP	0-1-0	9-2-4	9-5-1
HAMPTON	INJ	9-5-0	DNP	6-1-0	14-3-6	15-6-0
HARVARD						
DUQUESNE						
MARYLAND						
UNCG						
at Rutgers						
vs Ohio						
vs Indiana						
MANHATTAN						
PITTSBURGH						
SYRACUSE						
at NC State						
CLEMSON						
at Boston College						
at Duke						
VIRGINIA TECH						
NORTH CAROLINA						
at Georgia Tech						
LOUISVILLE						
at Florida State						
at Virginia Tech						
NOTRE DAME						
MIAMI						
at Louisville						
at Wake Forest						

VIRGINIA		OPPONENT
Bench Points	128 (25.6 ppg)	119 (23.8 ppg)
FG Percentage- Home	90-182 (.495)	64-184 (.348)
FG Percentage- Road	37-115 (.321)	46-120 (.383)
FG Percentage- Neutral		
Most Points - Quarter	32 (1st) vs CCSU	23 (4th) at Dayton
Fewest Points- Quarter	6 (3rd) vs Georgia	7 (3rd) vs CCSU
Most Points at the Half	63 vs CCSU	33 (2x)
Fewest Points at the Half	21 at Dayton	29 at Dayton
Largest Halftime Lead	29 vs CCSU	
Largest Halftime Deficit	10 at Miss State	

VIRGINIA'S RECORD WHEN

Game decided by 10 pts or less	1-1
Leading at halftime	2-0
Trailing at halftime	0-3
Tied at halftime	0-0
Went into overtime	0-0
Leading by 10 or more points	2-0
Shot FG 50% or better	2-0
Shot FG less than 50%	0-3
Shot FG less than 40%	0-2
Shot FG 40% or better	1-1
Holding opponent under 60 pts	1-0
Scoring 30-39 points	0-0
Scoring 40-49 points	0-1
Scoring 50-59 points	0-1
Scoring 60-69 points	1-1
Scoring 70-79 points	0-0
Scoring 80-89 points	0-0
Scoring 90-100 points	0-0
Scoring over 100 points	1-0
Outrebounding opponent	1-0
Being outrebounded	1-3
Tied in rebounding	0-0
Have fewer TOs than opponent	1-1
Committing 15 or less TOs	2-0

SCORING BENCHMARKS
GAMES WITH 10 OR MORE POINTS IN 17-18

Dominique Toussaint	4
Jocelyn Willoughby	3
Aliyah Huland El	2
Felicia Aiyeotan	1

GAMES WITH 10 OR MORE REBOUNDS IN 17-18

Felicia Aiyeotan	1
------------------	---

DOUBLE DOUBLES IN 17-18

Felicia Aiyeotan	1
------------------	---

VIRGINIA INDIVIDUALS

- **Two UVA players with double-doubles in the same game:** vs Coppin State 11/13/16 (Moses 15-10r, Huland EI 12-10a, Aiyeotan 23-12r)
- **Four players in double figures:** vs CCSU 11/12/17 (Willoughby 19, Toussaint 17, Huland EI 13, Aiyeotan 12)
- **Five Players in double figures:** vs Coppin State 11/13/16 (Willoughby 21, Moses 15, Huland EI 12, Brown 18, Aiyeotan 23)
- **Six players in double figures:** vs Norfolk State 11/16/15 (Randolph 17, Moses 12, Brown 11, Venson 10, Mason 10, Huland EI 10, Jones 10)
- **Seven players in double figures:** vs Norfolk State 11/16/15 (Randolph 17, Moses 12, Brown 11, Venson 10, Mason 10, Huland EI 10, Jones 10)
- **Zero players in double figures:** at Dayton, 11/19/17
- **Every Cavalier player scored:** vs CCSU 11/12/17
- **Scored 20 points:** 25, Jocelyn Willoughby at St. Joseph's, 3/17/17
- **Scored 25 points:** 25, Jocelyn Willoughby at St. Joseph's, 3/17/17
- **Scored 30 points:** 34, Monica Wright vs. Green Bay, 03/21/10
- **Scored 40 points:** **48, Mimi Kennedy at North Carolina, 01/15/98
- **A non-starter scored 20 or more points:** 23, Felicia Aiyeotan vs Coppin State 11/13/16
- **Two or more Hoos scored 20 or more points in the same game:** vs Coppin State (Willoughby 21, Aiyeotan 23)
- **Perfect from the field (5 attempts):** 7-7, Imovbioh vs Louisville 03/01/15
- **Perfect at FT line (10 attempts):** 11-11, Monica Wright vs North Carolina, 02/15/10
- **Perfect at FT line (9 attempts):** 9-9, Lauren Moses at Richmond 11/16/16
- **Perfect at FT line (8 attempts):** 9-9, Lauren Moses at Richmond 11/16/16
- **Had 20 Free throw attempts:** **20, Brandi Teamer at Wake Forest, 1/6/05
- **Had 15 rebounds:** 15, Lauren Moses at Boston College 2/14/16
- **Had 20 rebounds:** 24, Sarah Imovbioh vs Ohio State 11/14/14
- **Had 10 assists:** 10, Aliyah Huland EI vs Coppin State 11/13/16
- **Had 6 steals:** 6, Jocelyn Willoughby at Georgia 12/19/16
- **Blocked 5 shots:** 6, Felicia Aiyeotan vs Wake Forest 3/2/17

VIRGINIA TEAM

- **UVA ranked in AP Top 25:** #22, 11/21/12
- **UVA ranked USA Today Top 25:** #22, 3/8/10
- **Played AP No. 1 team:** #1 Duke, L 79-58, 3/2/07
- **Defeated AP No. 1 team:** #1 Maryland, 75-74, 2/11/92
- **Defeated AP Top 10 team:** #4 Florida State 60-51, 2/16/17
- **Defeated AP Top 25 team:** #4 Florida State 60-51, 2/16/17

FIELD GOAL SHOOTING

- **Shot 50 percent:** .500 (26-52) vs Hampton, 11/21/17
- **Shot 60 percent:** .623 (33-53) vs Georgia Tech, 3/02/08
- **Shot 70 percent:** **.700 (42-60) at Wake Forest, 1/07/87
- **Made 40-49 field goals:** 40 vs. Coppin State, 11/13/16
- **Made 50 field goals:** **54 vs Cleveland State, 11/29/95
- **Attempted 60-69 FG:** 63 vs vs Nebraska, 11/26/16
- **Attempted 70-79 FG:** 72 vs Coppin State, 11/13/16
- **Attempted 80 FG:** 85 at NC State, 2/10/11

THREE-POINT SHOOTING

- **Shot 50 percent:** .500 (9-18) vs Louisville 01/05/17
- **Shot 60 percent:** .667 (6-9) vs Miami 01/03/16
- **Shot 70 percent:** .750 (6-8) vs Louisville 03/01/15
- **Shot 80 percent:** .857 (6-7) vs St. John's, 03/19/88
- **Made 10 three-pt. field goals:** 10 at Clemson 2/01/15
- **Attempted 20 three-pt. FG:** 21 (made 5) vs Nebraska (11/26/16)

FREE THROW SHOOTING

- **Shot 80 percent:** .813 (13-16) vs Notre Dame 3/2/17
- **Shot 90 percent:** .900 (18-20) vs Virginia Tech, 01/26/17
- **Shot 100 percent:** 2-2 at Duke, 2/4/16
- **Made 20 free throws:** 21 vs Pitt 01/24/16
- **Made 30 free throws:** 30 vs. North Carolina, 02/20/14
- **Attempted 30 FT:** 33 vs Louisville 03/01/15
- **Attempted 40 FT:** 44 vs. Indiana, 11/26/09
- **Attempted 50 FT:** **54 at Wake Forest, 01/6/05

SCORING

- **Scored 80 points:** 103 vs CCSU, 11/12/17
- **Scored 90 points:** 103 vs CCSU, 11/12/17
- **Scored 100 points:** 103 vs CCSU, 11/12/17

REBOUNDING

- **Had 50 rebounds:** 50 vs Coppin State 11/13/16
- **Had 60 rebounds:** 63 at Alabama, 12/21/12
- **Had 70 rebounds:** **77 vs. Rider, 12/19/96

ASSISTS

- **Had 20 assists:** 25 vs Coppin State, 11/13/16
- **Had 30 assists:** **37 vs. Cleveland State, 11/29/95

STEALS

- **Had 15 steals:** 15 at BGSU, 12/04/16
- **Had 20 steals:** 22 vs UMES, 12/17/13
- **Had 25 steals:** 26 vs. Clemson, 02/12/12
- **UVA forced 30 turnovers:** 31 at Wake, 01/10/16
- **UVA committed 30 turnovers:** 32 at Alabama, 12/21/12

MISCELLANEOUS


- **UVA in OT:** W, 60-57 vs Wake Forest, 2/12/17
- **UVA in 2OT:** L, 73-70 at Alabama, 12/21/12
- **UVA in 3OT:** W, 105-100 at North Carolina, 01/15/98
- **UVA shot 60% from the floor in first half:** .619 (26-42) vs CCSU 11/12/17
- **UVA shot 60% from the floor in second half:** .608 (14-23) vs UIC 12/16/16
- **UVA shot less than 20% from floor first half:** .192 (5-26) at Maryland, 12/06/12
- **UVA shot less than 30% from floor first half:** .273 (9-33) at Dayton, 11/19/17
- **UVA shot less than 30% from floor 2nd half:** .264 (9-34) at Dayton, 11/19/17
- **UVA scored less than 15 points in first half:** 13 at Florida State, 01/8/06
- **UVA held opp to less than 15 points first half:** 14 vs Wake Forest 3/2/17
- **UVA held opp to less than 15 points second half:** 11 vs Virginia Tech, 01/26/17
- **UVA held opp to less than 10 points first half:** 6 vs. Norfolk State, 12/28/12
- **UVA held opponent to less than 30 points:** 23 vs. Norfolk State, 12/28/12
- **UVA failed to make at least one three-pointer:** 0-10 vs. Kansas State, 11/29/13
- **Opponent failed to make at least one three-pointer:** 0-9 at Louisville, 01/18/15


**school record



1
**BRIANNA
TINSLEY**

 Freshman • Guard • 5-7
 St. Anne's-Belfield
 Madison, Va.

2
**JAE'LISA
ALLEN**

 Senior • Forward • 6-2
 White Hall High
 Pine Bluff, Ark.

3
**LAUREN
MOSES**

 Senior • Forward • 6-2
 Rancocas High
 Mount Holly, N.J.

4
**DOMINIQUE
TOUSSAINT**

 Sophomore • Guard • 5-9
 Christ the King
 Staten Island, N.Y.

5
**KHYASIA
CALDWELL**

 Freshman • Guard • 5-5
 Pocono Mountain East
 Pocono Summit, Pa.

10
**J'KYRA
BROWN**

 R-Senior • Guard • 5-11
 Rocky Mount HS
 East Carolina Univ.
 Rocky Mount, N.C.


13
**JOCELYN
WILLOUGHBY**


 Sophomore • Forward • 6-0
 Newark Academy
 East Orange, N.J.


14
**LISA
JABLONOWSKI**

 Sophomore • Forward • 6-3
 Lycee des Garcons
 Ernster, Luxembourg

20
**AMANDINE
TOI**

 Freshman • Guard • 5-10
 INSEP Academy
 Paris, France

23
**ALIYAH
HULAND EL**

 Senior • Guard • 6-1
 Randolph High
 Randolph, N.J.

30
**FELICIA
AIYEOTAN**

 Center • Sophomore • 6-9
 Blair Academy (N.J.)
 Lagos, Nigeria

32
**MONÉ
JONES**

 Forward • Junior • 6-2
 Riverside High
 Durham, N.C.

35
**SHAKYNA
PAYNE**

 Forward • R-Soph • 6-1
 SW Atlanta Christian Acad.
 Acworth, Ga.

**JOANNE
BOYLE**

 Head Coach
 Seventh Season

**TIM
TAYLOR**

 Assistant Coach
 Ninth Season

**LA'KESHIA
FRETT MEREDITH**

 Assistant Coach
 Fifth Season

**KATHERINE
GRAHAM**

 Assistant Coach
 Second Season

**SARAH
HOLSINGER**

 Asst. AD/Operations
 Seventh Season