



VIRGINIA

2015-16 VIRGINIA CAVALIER WOMEN'S BASKETBALL GAME NOTES

2015-16 Schedule/Results

Nov. 13	at Middle Tennessee	W, 70-66
Nov. 16	NORFOLK STATE	W, 86-50
Nov. 19	at Auburn	W, 69-52
Nov. 22	LONGWOOD	W, 81-46
Nov. 26	vs. Green Bay^	W, 68-59
Nov. 27	vs. Rutgers^	L, 60-48
Nov. 28	vs. Tulane^	L, 67-62
Dec. 02	No. 24 IOWA	L, 85-73
Dec. 05	NJIT	W, 81-54
Dec. 08	BOWLING GREEN	W, 68-39
Dec. 18	CHARLESTON SOUTHERN	W, 85-65
Dec. 21	at No. 9 Ohio State	L, 93-73
Dec. 28	Richmond 54, Lafayette 46%	
Dec. 28	COPPIN STATE%	W, 75-40
Dec. 29	Coppin State 64, Lafayette 57	
Dec. 29	RICHMOND%	W, 71-51
Jan. 03	No. 22 MIAMI*^{RSN}	W, 76-56
Jan. 07	No. 3 NOTRE DAME*	7 p.m.
Jan. 10	at Wake Forest*	2 p.m.
Jan. 14	LOUISVILLE*	7 p.m.
Jan. 17	at Georgia Tech* ^{ESPN3}	2 p.m.
Jan. 21	at Florida State*	7 p.m.
Jan. 24	PITTSBURGH*^{RSN}	1 p.m.
Jan. 27	at NC State*	7:30 p.m.
Feb. 4	at Duke* ^{ESPN3}	7 p.m.
Feb. 7	VIRGINIA TECH*	2 p.m.
Feb. 11	SYRACUSE*^{RSN}	7 p.m.
Feb. 14	at Boston College* ^{RSN}	5 p.m.
Feb. 18	at Louisville* ^{ESPN3}	7 p.m.
Feb. 21	CLEMSON*^{RSN}	1 p.m.
Feb. 25	NORTH CAROLINA*^{RSN}	7 p.m.
Feb. 28	at Virginia Tech	2 p.m.

* ACC game

^ Paradise Jam (U.S. Virgin Islands)

% Cavalier Classic Tournament

[RSN] - ACC Regional Sports Networks

[ESPN3] - streamed online on ESPN.go.com/
watchespn

All Times Eastern

Rankings are Associated Press

Game #16 • Jan. 7, 2016 • 7 p.m.

John Paul Jones Arena • Charlottesville, Va.



Virginia Cavaliers (11-4, 1-0 ACC)

vs

No. 3 Notre Dame (13-1, 2-0 ACC)



Radio: WINA 1070-AM and 98.9 FM: Channing Poole, Chelsea Shine

TV: none

The Virginia women's basketball team (11-4, 1-0 ACC) closes out its current homestand by hosting No. 3 Notre Dame (13-1, 2-0 ACC) on Thursday, Jan. 7 at 7 p.m.

The Cavaliers have won their last six home games and have only lost one of their last seven overall contests.

Virginia is coming off a 76-56 victory over No. 22 Miami on Sunday, the fifth-straight game in which the UVA offense has scored 70 or more points.

The Cavaliers had their most-efficient three-point-shooting game of the season against the Hurricanes, making 6-of-9 (66.7 percent). In the first seven games of the season, UVA shot 25.4 percent from long range (30-of-118). In the last eight games, the Cavaliers are making 41.0 percent (60-of-146) of their three-point attempts. The Cavaliers are currently sixth in the ACC in three-point shooting efficiency at 34.1 percent.

Sophomore guard Aliyah Huland El (Randolph, N.J.) came off the bench to go a perfect 3-of-3 from outside the arc against Miami, logging her 10th double-digit scoring effort this season with 11 points.

Virginia forced a season-high 28 Miami turnovers, scoring 26 points off the miscues. The Cavaliers are second in the ACC in turnover margin (+5.53) and only have one game this season in which they had more turnovers than the opponent. In the last two games, the Cavaliers are averaging 9.0 fewer turnovers per game than their opponents.

Senior Faith Randolph (Derwood, Md.) had eight assists with one turnover against Miami and moved up to fifth in the ACC in assist-to-turnover ratio (2.1).

Projected Starting Lineup

G	1	Mikayla Venson	So.	14.9 ppg	2.4 rpg	43 assts/17 stls
• Career-high 28 points against Iowa; 9th ACC in scoring						
G	12	Breyana Mason	Jr.	8.7 ppg	3.5 rpg	40 assts/28 stls
• 6 assists at Ohio State; 8 reb vs Richmond						
G	20	Faith Randolph	Sr.	13.9 ppg	4.3 rpg	50 assts/19 steal
• ACC Co-Player of the Week (12/28); tied career high 26 pts at OSU; 8 assists, 16 pts vs Miami						
F	21	Lauren Moses	So.	11.2 ppg	7.6 rpg	17 assts/28 stls
• Paradise Jam All-Tournament team; Cavalier Classic Tournament MVP; 7th ACC rebounding						
F	44	Sydney Umeri	Jr.	2.6 ppg	4.1 rpg	6 assts/10 steals
• At Middle Tennessee, made first start since Jan. 5, 2014 (Pitt)						

QUICK FACTS
THE UNIVERSITY OF VIRGINIA

Name.....The University of Virginia
 Founded.....by Thomas Jefferson in 1819
 Nicknames.....Cavaliers, Wahoes, 'Hoos
 Location.....Charlottesville, Va.
 Enrollment.....21,238 (14,898 undergraduate)
 President.....Teresa A. Sullivan (Michigan State '70)
 Athletics Director.....Craig Littlepage (Pennsylvania '73)
 Conference.....Atlantic Coast Conference (ACC)
 Colors.....Orange and Blue
 Official Athletics Websites.....VirginiaSports.com
VirginiaSportsTV.com
 University Website.....virginia.edu

WOMEN'S BASKETBALL INFORMATION

First Season of Basketball.....1973-74
 All-Time Record.....865-414 (43rd year)*
 All-Time Home Record.....427-188*
 John Paul Jones Arena.....124-38 (10th season)*
 University Hall.....302-149
 All-Time ACC Record.....338-194 (36 years)*
 Home Facility.....John Paul Jones Arena (14,593)
 Press Row Phone Number.....434-962-0579
 NCAA Tournament Appearances/Last.....24/2010
 NCAA Tournament Record.....33-24
 WNIT Tournament Appearances/Last.....5/2012
 WNIT Tournament Record.....11-6
 2014-15 Record.....17-14
 ACC Record/Finish.....7-9/9th
 Letterwinners Returning/Lost.....7/3
 Starters Returning/Lost.....4/1
 Newcomers.....4

COACHING & SUPPORT STAFF

Head Coach.....Joanne Boyle
 Career Record.....288-152*
 Virginia Record.....84-59*
 Associate Head Coach.....Kim McNeill
 Assistant Coach.....La'Keshia Frett Meredith
 Assistant Coach.....Cory McNeill
 Asst AD WBB Operations.....Sarah Holsinger
 Assistant Director of Operations.....Hadley Zeavin
 Video Coordinator.....James Rogol
 Athletic Trainer.....Shannon Soares
 Strength & Conditioning.....Robb Hornett
 Equipment Manager.....Matt Althoff

*records through games of 1/4/16

INTERVIEW POLICY

All interview requests for Virginia women's basketball must be made through Melissa Dudek in the Virginia Athletics Media Relations Office. Players' individual phone numbers will not be given to the media at any time. Game day interviews will not be granted until the postgame press conference opportunity. Please give a minimum of 24 hours notice for all interview requests.

HOOS HOT

- Lauren Moses has scored in double digits in 9 of last 10 games
- Moses was one point shy of matching her career high with 17 points against Coppin State, starting the game 7-of-7 from the field. She didn't miss a shot until the final nine seconds of the third period, finishing the game 7-of-8 from the field
- In the last three games, Moses is 19-of-31 (61.2 percent) from the field, averaging 15.3 ppg
- Mikayla Venson has scored in double-digits in eight-straight games with three 24-point performances in that span
- Venson scored 12 points with five assists against Miami
- Venson is averaging 3.6 assists per game in the last five games
- Faith Randolph scored 16 points against Miami, also adding eight assists (matching a career high) and grabbing a career-high four steals
- In the last five games, Randolph is averaging 5.6 assists per game
- In four of the last five games, Randolph has had more assists than field goal goals. In that five-game span (which includes her 26-point game at Ohio State), Randolph has made 26 shots and dished out 28 assists
- In the last five games, Randolph and Venson are combining to dish out 9.2 assists per game
- Aliyah Huland El scored 13 points in 19 minutes against Richmond, going 6-of-9 from the field including 5-of-5 shooting from inside the arc
- Against Miami, Huland El was a perfect 3-of-3 from outside the arc (3-of-6 overall), with three blocked shots, her second three-block game of the season
- In the last two games, Breyana Mason is averaging 7.5 rebounds and 4.0 assists

ACC TOP-10

- Mikayla Venson is ninth in scoring (14.9 ppg)
- Venson is tied for the ACC lead in free throw percentage (85.7)
- Venson is eighth in minutes-per-game (32.2)
- Lauren Moses is seventh in rebounding (7.6 rpg)
- Faith Randolph is tied for ninth in free throw percentage (80.0)
- Randolph is fifth in assist-to-turnover ratio (2.1)
- Virginia leads the conference in free throw shooting (73.9 percent)

VIRGINIA VS RANKED TEAM

- The Cavaliers are 1-2 this season against ranked teams, including a 76-56 victory over No. 22 Miami
- Joanne Boyle has led the team to seven victories over ranked teams in her five seasons in Charlottesville
- Virginia's last win over a top-10 team was the final game of the 2014-15 regular-season, a 75-59 victory over No. 8 Louisville
- Virginia's last victory over a top-five team was a 69-64 win over No. 3 Tennessee in Boyle's first season with the Cavaliers (11/20/11)

CAVALIERS VS IRISH

- Virginia is 2-2 all-time against Notre Dame and 0-2 against the Irish in ACC games
- The last time the two teams met in Charlottesville in 2014, No. 2 Notre Dame 79-72.
- In the 2014 meeting, then-sophomore Faith Randolph made 10 of 17 shots, scoring a then-career-high 23 points
- Notre Dame led 43-36 at halftime and seemed poised to blow the game open with it opened the second half on an 8-2 run to go ahead 51-38. Natalie Achonwa had five points and Jewel Loyd hit a 3-pointer, but after a timeout, Virginia got three consecutive baskets from Randolph to begin a stirring comeback. The Irish rebuilt their lead to 61-51, but an 11-4 run by Virginia pulled them within three. Randolph had five points in the burst fed Ataira Franklin for another basket to get the Cavs within 65-62.
- In 2015, the No. 4 Notre Dame won 75-54 in South Bend. The Cavaliers cut the lead to five points late in the first half after falling behind by 15, but trailed by 10 at halftime.
- Randolph scored 14 points in the first half, starting the game making 6 of 9 shots in the half. She finished the game with 16 points, going 7-of-13

ACC CO-PLAYER OF THE WEEK (DEC. 28)

- Faith Randolph was named Atlantic Coast Conference Women's Basketball Co-Player of the Week with Notre Dame's Lindsay Allen.
- Virginia's Randolph matched her career high with 26 points at No. 9/10 Ohio State. The senior from Derwood, Maryland, started a furious UVA third-quarter comeback, hitting three early 3-pointers as part of a 14-point quarter that turned a 14-point halftime deficit into a three-point game with 1:56 remaining in the third quarter. Randolph shot 50-percent from the field, which included a 66.7 clip from long range.
- This is the second ACC weekly honor of Randolph's career and first for a UVA player this season.

REBOUNDING GUARDS

- Breyana Mason had a career-high eight rebounds against Richmond, followed by seven rebounds against Miami
- There have been nine times this season one of the guards has grabbed seven or more rebounds in a game and the 23 times a guard has logged five or more rebounds
- Faith Randolph is second on the team in rebounding, averaging 4.3 per game

FREE THROWS

- Virginia leads in the ACC in free throw shooting efficiency at 74.4 percent
- Mikayla Venson had a streak of 26-consecutive made free throws, including going 6-of-6 against Iowa and 8-of-8 against Green Bay, snapped in the third quarter at Ohio State
- Venson tied for the ACC lead with an 85.7 free throw shooting percentage
- Faith Randolph, who led the ACC in free throw percentage last season (90.7 percent) snapped a streak of 14-consecutive made free throw attempts in the Charleston Southern game, going 4-of-6 from the stripe. Randolph is shooting 80.4 percent this season (9th in the ACC)

**BLUE RIBBON PANEL
PRESEASON
ALL-CONFERENCE HONORS****ACC Preseason Poll**

1. Notre Dame - 753 points (41)
2. Florida State - 695 (8)
3. Louisville - 649 (2)
4. Duke - 638
5. Syracuse - 544
6. Miami - 477
7. North Carolina - 435
8. Virginia - 364
9. NC State - 336
10. Pitt - 329
11. Georgia Tech - 328
12. Boston College - 204
13. Virginia Tech - 148
14. Wake Forest - 139
15. Clemson - 81

Preseason All-ACC Team

Rebecca Greenwell, R-So., G, Duke
Azura Stevens, So., F/G, Duke
Adut Bulgak, Sr., C, Florida State
Leticia Romero, Jr., G, Florida State
Mariya Moore, So., G, Louisville
Adrienne Motley, Jr., G, Miami
Lindsay Allen, Jr., G, Notre Dame
Brianna Turner, So., F, Notre Dame
Alexis Peterson, Jr., G, Syracuse
Faith Randolph, Sr., G, Virginia

Preseason ACC Player of the Year

Brianna Turner, So., F, Notre Dame

ACC Newcomer Watch List

Angela Salvadores, Fr, G, Duke
Asia Durr, Fr, G, Louisville
Destinee Walker, Fr., G, North Carolina
Marina Mabrey, Fr., G, Notre Dame
Arike Ogunbowale, Fr., G, Notre Dame

2015-16 Women's Basketball Game Promotions/ Theme Games**Thursday, January 7 vs. Notre Dame - Throwback Thursday: '80s Night**

Prizes will be randomly awarded to fans dressed in 80's costumes.

Thursday, January 14 vs. Louisville - Throwback Thursday: '70s Night

Prizes will be randomly awarded to fans dressed in 70's costumes.

Sunday, January 24 vs. Pitt - National Girls and Women in Sports Day

Pre-game youth sports festival featuring Virginia student-athletes.

Thursday, February 11 vs. Syracuse - Throwback Thursday: '90s Night

Prizes will be randomly awarded to fans dressed in 90's costumes.

Sunday, February 21 vs. Clemson - Play4Kay
Annual Pink game. First 1,500 fans receive a pink rally towel

Thursday, February 25 vs. UNC - Throwback Thursday: '00s Night

Senior Night - Pregame senior recognition. Live DJ playing tunes from the early 2000's throughout the game

TURNOVERS

- Virginia has had fewer turnovers than its opponent in all but one game this season (Ohio State)
- UVA is second in the ACC in turnover margin (+5.53)

BENCH POINTS

- Virginia's non-starters are averaging 21.1 points per game
- Last season, the UVA bench averaged 11.1 points per game
- Aliyah Huland El has two 20-point games coming off the bench this year
- There have been 11 double-digit scoring efforts by non-starters so far this season

RALLY TIME

- Virginia erased a 14-point deficit to comeback to win against Green Bay in the opener of the Paradise Jam
- In the final game of the Paradise Jam, Virginia twice erased double-digit deficits against Tulane, 11 points in the first quarter and 10 points in the third, but ultimately fell 67-62
- After trailing by 14 points at halftime at Ohio State, 43-29, UVA pulled to within three, 59-56, with 1:56 remaining in the third quarter but ultimately fell 93-73

ACC OPENER AGAINST MIAMI

- Virginia upset No. 22 Miami, its first win over a ranked team this season and the 55th time in program history that the Cavaliers have defeated a higher-ranked team and the 24th time that an unranked UVA squad has defeated a ranked opponent
- Leading by one after the first quarter, Virginia shot 63.2 percent (12-of-19) in the second in outscoring Miami 28-9 and followed that up by outscoring the Hurricanes 23-12 in the third when the Cavaliers had their largest lead of 33 points. Miami scored 24 points in the fourth period to narrow the deficit, but the Cavaliers still managed to open the conference season with a 20-point victory over a ranked opponent.
- Miami committed 28 turnovers with UVA scoring 26 points off
- The Cavaliers were 6-of-9 (66.7 percent) from three-point range, with Aliyah Huland El going 3-of-3 from beyond the arc.
- Faith Randolph was one of five Cavaliers to finish the game in double figures, scoring 16 points while also contributing eight assists, four steals and four rebounds.

DECEMBER TO REMEMBER

- Mikayla Venson averaged 17.9 points per game in the seven games in the month moving into the top-10 in scoring in the conference for the first time in her career (currently 9th)
- Venson is 20-of-22 (90.9 percent) from the free throw line and 19-of-43 (45.3 percent) from three [43-95]
- Venson has 43 field goals and 24 assists
- Faith Randolph averaged 14.4 points per game and 4.0 rpg
- Randolph has 26 assists (3.7 per game) and a 2.1 assist-to-turnover ratio
- Lauren Moses averaged 11.7 points and 9.0 rpg (33 O-boards, 30 defensive)
- Moses moved into the top-10 in the ACC in rebounding (currently T-6th)
- Aliyah Huland El averaged 11.6 points in 21.0 minutes per game

CAVALIER CLASSIC

- Virginia went 2-0 in their home tournament, downing Coppin State 75-40 and Richmond 71-51
- Virginia was +15 rebounding in the tournament and +5 on the turnover margin
- Lauren Moses was named the tournament MVP. Moses scored a combined 30 points with 19 rebounds
- Against Coppin State, Moses started the game making her first seven field goal attempts, finishing the game 7-of-8 shooting with 17 points and five rebounds.
- Against Richmond, Moses logged her third double-double of the season, scoring 13 points with a career-high 14 rebounds. She grabbed eight of those rebounds in the first 8:03 of the year
- Mikayla Venson was named to the All-Tournament Team, averaging 13.5 points per game. Venson scored 16 points with four assists, three rebounds and a steal in the opener against Coppin State
- Faith Randolph scored a combined 20 points in the two games, but tallied 11 assists, nine rebounds and three steals

AT OHIO STATE

- After trailing by 14 points at halftime at Ohio State, 43-29, UVA pulled to within three, 59-56, with 1:56 remaining in the third quarter but ultimately fell 93-73
- Mikayla Venson scored 24 points, going 4-of-5 from three-point range. Venson scored 10 points in the fourth quarter.
- Faith Randolph matched her career high with 26 points, going 4-of-6 from three-point range. Randolph scored 14 points in the third quarter, hitting all four of her threes in the period
- Ohio State outscored Virginia 54-18 in the paint

DURING THE THREE-GAME WIN STREAK VS NJIT, BOWLING GREEN AND CHARLESTON SOUTHERN

- ... averaged a +25.3 scoring margin
- ... has made at least eight three-pointers in each game
- ... is averaging 18.0 assists per game
- ... has 22 fewer turnovers than the opponents (+7.3 per game)
- ... has 36 more rebounds than the opponents (+12.0 per game)
- ... is averaging 63 shots to opponents' 50.3
- ... four Cavaliers averaged 12.0 or more points per game

ASSISTS VS CHARLESTON SOUTHERN

- Faith Randolph dished eight assists against Charleston Southern, matching her career high as she also dished eight assists last season in the upset-win over No. 8 Louisville (3/1/15)
- Mikayla Venson also matched her career high with six assists against CSU
- Randolph and Venson combined for 14 of UVA's season-high 20 assists in the game
- It was the first time since the Delaware State game last season (12/6/15) that the Cavaliers had 20 or more assists in a game

**Associated Press Poll
Week 9 - Jan. 4**

1	Connecticut (32)	11-0	800
2	South Carolina	13-0	765
3	Notre Dame	13-1	735
4	Texas	13-0	705
5	Ohio State	10-3	630
6	Baylor	14-1	627
7	Mississippi State	14-1	616
8	Maryland	12-2	580
9	Stanford	11-2	521
10	Kentucky	11-1	502
11	Oregon State	10-2	495
12	Tennessee	9-3	460
13	Texas A&M	11-3	416
14	Arizona State	10-3	356
15	UCLA	10-3	243
16	Northwestern	12-2	235
17	Oklahoma	10-3	229
18	Duke	11-4	215
19	Florida State	10-4	202
20	Missouri	13-0	198
21	California	9-3	183
22	South Florida	8-3	168
23	Michigan State	10-3	109
24	DePaul	10-5	94
25	Seton Hall	13-1	78

Others receiving votes: Syracuse 52, Virginia Tech 45, Miami (FL) 43, Iowa 20, Oklahoma State 14, Georgia 12, Oregon 11, USC 9, TCU 5, UTEP 4, Louisville 4, South Dakota State 4, Florida 3, Iowa State 3, Rutgers 2, Green Bay 2, Purdue 2, Duquesne 2, Washington 1

**USA Today Coaches' Poll
Week 9 - Jan. 5**

1	Connecticut (32)	11-0	800
2	South Carolina	13-0	768
3	Notre Dame	13-1	732
4	Texas	13-0	703
5	Ohio State	10-3	625
6	Mississippi State	14-1	621
7	Baylor	14-1	620
8	Maryland	12-2	602
9	Kentucky	11-1	516
10	Texas A&M	11-3	500
11	Tennessee	10-3	426
12	Oregon State	10-3	417
13	Stanford	11-3	363
14	Arizona State	11-3	359
15	Florida State	10-4	288
16	Duke	11-4	281
17	Northwestern	12-2	235
18	South Florida	8-3	233
19	Oklahoma	10-3	205
20	Seton Hall	13-1	201
21	UCLA	11-3	181
22	Michigan State	10-3	127
23	Iowa	12-2	116
24	DePaul	10-5	110
25	Syracuse	11-3	92

Others receiving votes: California 74, Miami (FL) 62, Missouri 40, Virginia Tech 33, Duquesne 14, Georgia 14, St John's 10, Princeton 9, Louisville 8, Florida 8, Auburn 6, Boston College 1
Dropped from rankings: California 18, Miami (FL) 20

CAREER HIGHS

- The Virginia sophomores had a span of four-straight games in which they posted career-high points
- Aliyah Huland El had her first career 20-point game at Auburn (11/19), matching that career-best in the next game against Longwood (11/22)
- Mikayla Venson scored a career-high 25 points against Green Bay in the Paradise Jam (11/26)
- Lauren Moses scored a career-high 18 points the next night against Rutgers (11/27)
- Venson topped her 25-point performance by scoring 28 points against Iowa (12/02), scoring 15 of those points in the fourth quarter

FIELD TRIP DAY

- The Cavaliers had their third highest home attendance in program history with 10,048 at the Bowling Green game
- There were over 6,300 students from kindergarten through eighth grade in attendance at the game from 40 different middle and elementary schools

UVA DEFENSE VS BOWLING GREEN

- Virginia's 68-39 victory over Bowling Green was the first time since Dec. 28, 2012 that the Cavaliers held an opponent to under 40 points
- It was the fourth time in the Joanne Boyle era that the opponent made a dozen or fewer field goals (the Falcons were 12-of-44)
- The Cavaliers forced a season-high 24 turnovers, including three 10-second violations and two charges
- 11 of the 12 Falcons committed at least one turnover and every player who was on the court for more than three minutes had at least one turnover
- Virginia was +15 in rebounding, their second-highest rebounding differential of the season and the second-straight game of having a double-digit edge in rebounds

BIG TEN/ACC CHALLENGE

- The Cavaliers have a 5-4 record all-time in the Challenge after falling 85-73 to Iowa this year
- The Hawkeyes broke open a tight game in the third quarter, outscoring the Cavaliers 23-10 in the period, taking a 20-point lead at the start of the fourth quarter. The Cavaliers mounted a 9-2 run midway through the fourth quarter, narrowing the gap to 11, 71-60, with 4:41 remaining, but Iowa scored five-straight points to take back control of the game and hand Virginia its third-straight loss
- Mikayla Venson had her second 20-point game of the season, finishing with a career-high 28 points, including scoring 15 points in the fourth quarter.
- Faith Randolph finished the game with 12 points, going 6-of-11 from the field.
- Both teams had hot-shooting performances with the Hawkeyes shooting 52.7 percent (29-of-55) and the Cavaliers 50 percent (29-of-58). Iowa made 10 three-pointers, going 10-of-24 from long range. Venson and Breyana Mason combined to make six threes for the Cavaliers.
- The ACC won five games on Day II of the Challenge to rally for the second-straight tie. The ACC has never lost the Challenge

Inside Virginia Women's Basketball Radio Show

The live show airs from 6-7 p.m. on WINA on select dates throughout the basketball season. Hosted by Channing Poole and held at Buffalo Wild Wings in the Barracks Rd. Shopping Center, the show features members of the coaching staff and players giving fans an inside look at Virginia Women's Basketball.

Radio Show Dates

Wednesday, Dec. 9
Monday, Dec. 14
Tuesday, Jan. 5
Monday, Jan. 11
Monday, Feb. 1
Monday, Feb. 8
Tuesday, Feb. 16

VIRGINIA CAREER POINTS

1.	Monica Wright	2007-10	2540
2.	Dawn Staley	1989-92	2135
3.	Heather Burge	1990-93	2058
4.	Wendy Palmer	1993-96	1918
5.	Lyndra Littles	2005-09	1876
6.	Tammi Reiss	1989-92	1842
7.	Tora Suber	1994-97	1767
8.	Cathy Grimes	1982-85	1745
9.	Donna Holt	1985-88	1634
10.	Tonya Cardoza	1987-91	1622
11.	DeMya Walker	1996-99	1583
12.	Daphne Hawkins	1984-88	1538
13.	Brandi Teamer	2002-05	1520
14.	Nancy Mayer	1984-87	1466
15.	Ataira Franklin	2011-14	1406
16.	Melissa Mahony	1979-82	1400
17.	Telisha Quarles	1999-02	1323
18.	Val Ackerman	1978-81	1316
19.	Monick Foote	1995-99	1315
20.	Ariana Moorer	2009-12	1297
21.	Faith Randolph	2013-present	1218
22.	Heidi Burge	1990-93	1191
23.	Sharnee Zoll	2005-08	1169

(through games of 01/04/16)

PARADISE JAM

- Virginia went 1-2 in the tournament in the Virgin Islands, tying for second place
- The Cavaliers won the opener against Green Bay, 68-59
- Virginia trailed by as many as 14 points in the game and was down 35-22 with 1:35 remaining in the first half, but a 25-point performance from Mikayla Venson and a huge third-quarter in which UVA outscored Green Bay 22-7 helped the Cavaliers open the tournament with a victory.
- Virginia fell 60-48 to Rutgers, the tournament champions
- The Cavaliers trailed by just two points, 29-27, at the half, and tied the game 33-33 on a three-pointer from Mikayla Venson with 6:34 remaining in the third quarter, but made just 5-of-26 shots in the remainder of the game (19.2 percent) to fall to the Scarlet Knights.
- Virginia dropped the final game to Tulane, 67-62
- For the second time in the tournament, the Cavaliers rallied to erase a double-digit deficit, trailing by as many as 11 points in the game and by 10, 40-30, with 4:35 remaining in the fourth quarter. Virginia closed out the third quarter on a 15-2 run, taking a 45-42 lead into the fourth. Tulane retook the lead, 50-47, on a three-pointer with 7:03 remaining in the game and never trailed again. The Green Wave outscored the Cavaliers 25-17 in the final period, making six of their final eight field goal attempts to close out their victory.
- Faith Randolph scored 19 points. Aliyah Huland El just missed her first career double-double with nine points and 10 rebounds

RUNS AGAINST LONGWOOD

- The Cavaliers used a 9-0 run in the first quarter, a 16-0 run in the second quarter and a 14-0 third-quarter run to down the Lancers and improve to 4-0 on the season.
- Longwood only scored four points in the third quarter

ROAD WIN VS THE SEC

- A big first-quarter by Mikayla Venson and a career-high 20 points from Aliyah Huland El helped the Cavaliers earn a 69-52 road victory at Auburn.
- Randolph finished the game with 15 points, with eight of those coming in the first quarter. Venson scored 14 points, including 10 in the second quarter. Huland El came off the bench to make 6-of-15 attempts from the field and 7-of-8 from the free throw line to tally her career-high 20 points
- The Tigers had a 43-39 edge in rebounding. Virginia shot 44.8 percent in the first half (13-of-29) but only made 9-of-34 (26.5 percent) in the final two quarters to shoot 34.9 percent for the game. Auburn shot 34.4 percent.

BALANCED SCORING IN THE FIRST TWO GAMES

- Virginia has had a very balanced approach to both scoring and rebounding in the first two games
- Six Cavaliers averaged 10 or more points a game through the first two contests
- In the 86-50 victory over Norfolk State, seven Cavaliers finished the game in double-digits, the first time in program history that seven players reached that benchmark in a single game
- In the opening 70-66 win at Middle Tennessee, five Cavaliers finished in double figures, a feat that the team accomplished just three times last season.
- The Virginia bench is averaged 32.5 points per game. Last year, the non-starters contributed 11.1 points per game

DEBUTS

- Three players made their Cavalier debuts in the season-opener at Middle Tennessee
- Freshman forward Moné Jones played 24 minutes, scoring six points with five rebounds
- Freshman center Debra Ferguson made her first career layup eight seconds after checking into the game for the first time
- Redshirt sophomore J'Kyra Brown scored 10 points, all in the third quarter
- Freshman Emily Battle made her collegiate debut against Norfolk State, scoring two points with a rebound

SIGNING DAY

- Head coach Joanne Boyle signed two five-star recruits and added a third with high-level international experience
- Jocelyn Willoughby is ranked the No. 8 wing in her class and No. 47 player overall by ESPN-W and No. 5 at her position and No. 28 overall by Prospects Nation. Willoughby is a standout at Newark Academy. She became the first player at her school to score 1,000 career points, doing so in her sophomore season. As a freshman and sophomore, she helped lead Newark to two-straight seasons with 21-or-more wins and back-to-back Prep B girls' basketball state titles.
- Dominique Toussaint, a 5-9 guard from Staten Island, N.Y., averaged 21.5 points, 6.4 rebounds and 3.2 assists per game as a junior. She was named the 2015 Queens Player of the Year, CHSAA Sportsmanship Player of the Year and earned First Team honors after helping lead Christ the King to the CHSAA Class AA State Semi-Final as a junior. Toussaint also earned Tri-State Second Team and NYS All-Tournament Team honors as she was a member of the team that won the NYC High School Championship and finished second in the New York State Federation Champion in 2014-15. She is ESPN-W's No. 48 overall recruit and No. 12 at her position and ranked at No. 25 by Prospect Nation in the 2016 class.
- Lisa Jablonowski, a 6-3 forward from Luxembourg, brings international experience as she has competed in 46 games in international tournaments. In 2015, Jablonowski averaged 14.6 points per game, 8.6 rebounds per game and 3.4 assists per game in the U18 European Championship. She received the Best Sportswoman, the most prestigious award in Luxembourg, for her performance in the 2014-15 season. A three-time MVP of the U16 and U18 divisions, she helped her team win the Luxembourg Cup in 2014 and guided them to second place finishes in the U14, U16 and U18 championships.

PRESEASON ALL-ACC

- Senior guard Faith Randolph was named to the 10-player Blue Ribbon Panel and the ACC Head Coaches' Preseason All-ACC Teams.
- Randolph ranked sixth in the conference in scoring at 16.4 points per game. Randolph tallied 11 20-point games last season en route to scoring her 1,000th career point during the 2015 ACC Tournament.
- Randolph was first on the team in steals (1.4 per game), third in rebounds (3.9), and third in assists (2.2). Among ACC players, she ranked first in free-throw percentage (90.7).
- Randolph was the 2014 ACC Sixth Player of the Year and a 2015 All-ACC Second Team honoree.
- Ataira Franklin was the last Cavalier to earn conference preseason accolades, earning them both her junior and senior seasons (2012 and 2013).

ACC STANDINGS

1.	Notre Dame	2-0	13-1
	Louisville	2-0	10-5
3.	Virginia Tech	1-0	13-1
	Syracuse	1-0	11-3
	Virginia	1-0	11-4
	North Carolina	1-0	11-5
7.	Miami (FL)	1-1	13-2
	NC State	1-1	10-5
9.	Boston College	0-1	11-2
	Duke	0-1	11-4
	Florida State	0-1	10-4
	Wake Forest	0-1	9-5
	Pittsburgh	0-1	8-6
	Clemson	0-1	4-10
15.	Georgia Tech	0-2	10-5

NUMERICAL

NO.	NAME	POS.	HT.	CLASS	HOMETOWN / PREVIOUS SCHOOL
00	Debra Ferguson	Forward	6-4	FR	Madison Heights, Va./Amherst County
1	Mikayla Venson	Guard	5-7	SO	Arlington, Va./Yorktown
2	Jae'Lisa Allen	Forward	6-2	SO	Pine Bluff, Ark./White Hall
10	J'Kyra Brown	Guard	5-11	R-SO	Rocky Mount, N.C./Rocky Mount HS/East Carolina
12	Breyana Mason	Guard	5-8	JR	Woodbridge, Va./Forest Park
13	Emily Battle	Forward	6-1	Fr.	Charlottesville, Va./St. Anne's-Belfield
20	Faith Randolph	Guard	5-10	SR	Derwood, Md./Our Lady of Good Counsel
21	Lauren Moses	Forward	6-2	SO	Mount Holly, N.J./Rancocas
23	Aliyah Huland El	Guard	6-1	SO	Randolph, N.J./Randolph
32	Moné Jones	Forward	6-3	FR	Durham, N.C./Riverside
35	Shakyna Payne	Forward	6-3	FR	Acworth, Ga./Southwest Atlanta Christian Academy
44	Sydney Umeri	Forward	6-1	JR	Acworth, Ga./The Lovett School

ALPHABETICAL

NO.	NAME	POS.	HT.	CLASS	HOMETOWN / PREVIOUS SCHOOL
2	Jae'Lisa Allen	Forward	6-2	SO	Pine Bluff, Ark./White Hall
13	Emily Battle	Forward	6-1	Fr.	Charlottesville, Va./St. Anne's-Belfield
10	J'Kyra Brown	Guard	5-11	R-SO	Rocky Mount, N.C./Rocky Mount HS/ East Carolina
00	Debra Ferguson	Forward	6-4	FR	Madison Heights, Va./Amherst County
23	Aliyah Huland El	Guard	6-1	SO	Randolph, N.J./Randolph
32	Moné Jones	Forward	6-3	FR	Durham, N.C./Riverside
12	Breyana Mason	Guard	5-8	JR	Woodbridge, Va./Forest Park
21	Lauren Moses	Forward	6-2	SO	Mount Holly, N.J./Rancocas
35	Shakyna Payne	Forward	6-3	FR	Acworth, Ga./Southwest Atlanta Christian Academy
20	Faith Randolph	Guard	5-10	SR	Derwood, Md./Our Lady of Good Counsel
44	Sydney Umeri	Forward	6-1	JR	Acworth, Ga./The Lovett School
1	Mikayla Venson	Guard	5-7	SO	Arlington, Va./Yorktown

HEAD COACH: Joanne Boyle (Duke '85), 5th Year at Virginia

ASSOCIATE HEAD COACH: Kim McNeill (Richmond '00), 5th Year at Virginia

ASSISTANT COACH: La'Keshia Frett Meredith (Georgia '97), 3rd year at Virginia

ASSISTANT COACH: Cory McNeill (Morgan State '02), 5th Year at Virginia

PRONUNCIATION GUIDE

Jae'Lisa Allen	JAY-lisa
J'Kyra Brown	Juh-KYE-rah
Aliyah Huland El	ahh-LEE-uh HOO-land-ELLE
Shakyna Payne	shuh-KYE-nuh
Sydney Umeri	EWV-merry
La'Keshia Frett Meredith	Lah-KEE-shah

JAE'LISA ALLEN #2

Sophomore • Forward • 6-2 • Pine Bluff, Ark. • White Hall



2015-16

- Went 2-of-2 against NJIT, scoring four points in three minutes
- Played seven minutes against Norfolk State
- Played three minutes against Longwood (11/22)

2014-15

- Appeared in four games
- Made her collegiate debut against Radford (11/16), playing the final four minutes of the game
- Scored her first collegiate points in the final 30 seconds of the Delaware Stae game, giving the Cavaliers the basket that pushed them to the centruy mark

HIGH SCHOOL

- 2011-14 All-Conference
- 2014 All-State
- 2014 Full Court Award
- 2012 and 2013 All-Tournament honoree at the Music City Madness tournament
- 2014 McDonald's All-America nominee

2015-16 GAME-BY-GAME:

Opponent	GS	FG-FGA	3FG-3FGA	FT-FTA	Off-Def	Total Reb	PF	Points	A	TO	Blk	Stl	Min
Mid Tenn		DNP											
NORFOLK ST		0-2	0-0	0-0	1-0	1	2	0	0	1	0	0	7
Auburn		DNP											
LONGWOOD		0-1	0-0	0-0	0-0	0	1	0	0	0	0	0	3
Green Bay		DNP											
Rutgers		DNP											
Tulane		DNP											
IOWA		DNP											
NJIT		2-2	0-0	0-0	0-0	0	0	4	0	0	0	0	3
BGSU		DNP											
CHAR SOUTH		DNP											
Ohio State		DNP											
COPPIN		0-0	0-0	0-0	0-1	1	0	0	0	0	0	0	2
RICHMOND		DNP											
MIAMI		DNP											
NOTRE DAME													
Wake													
LOUISVILLE													
G Tech													
at FSU													
PITT													
NC State													
Duke													
VT													
SYRACUSE													
at BC													
Louisville													
CLEMSON													
UNC													
VTech													

SINGLE GAME BESTS

POINTS

Season: 4 vs NJIT (12/5)
Career: 4 vs NJIT (12/5/15)

REBOUNDS

Season: 2
Career: 1

FG MADE

Season: 2
Career: 2

FG ATTEMPTS

Season: 2
Career: 2

3 PT FG MADE

Season: 0
Career: 0

3 PT FG ATTEMPTS

Season: 0
Career: 0

FT MADE

Season: 0
Career: 0

FT ATTEMPTS

Season: 0
Career: 0

ASSISTS

Season: 0
Career: 0

BLOCKS

Season: 0
Career: 0

STEALS

Season: 0
Career: 0

VIRGINIA CAREER STATISTICS

Year	G-GS	Min/Avg	FG-FGA	Pct.	3FG-A	Pct.	FT-FTA	Pct.	O-D	T	Avg.	Pf-DQ	Ast	TO	Blk	St	Pts	Avg
2014-15	4-0	13/3.3	1-3	.333	0-0	.000	0-0	.000	0-2	2	0.5	3-0	0	0	0	0	2	0.5
2015-16	4-0	15/3.8	2-5	.400	0-0	.000	0-0	.000	1-1	2	0.5	3-0	0	1	0	0	4	1.0
TOTAL	8-0	28/3.5	3-8	.375	0-0	.000	0-0	.000	1-3	4	0.5	6-0	0	1	0	0	6	0.8

EMILY BATTLE

#13



Freshman • Forward • 6-1 • Charlottesville, Va • St. Anne's-Belfield

2015-16

- Made her collegiate debut against Norfolk State, scoring two points with a rebound

HIGH SCHOOL

- Earned All-Academic Team honors at the Flint Hill Tournament and the St. Anne's-Belfield Tip-off Tournament
- ACAC/Women's Sports Academic Scholarship
- 2015 St. Anne's-Belfield Coach's Award
- Averaged 5.4 points, 6.1 rebounds, and 1.5 blocks per game her senior season

PERSONAL

- Daughter of Martha and Robert Battle

SINGLE GAME BESTS

POINTS

Season: 2
Career:

REBOUNDS

Season:
Career:

FG MADE

Season:
Career:

FG ATTEMPTS

Season:
Career:

3 PT FG MADE

Season:
Career:

3 PT FG ATTEMPTS

Season:
Career:

FT MADE

Season:
Career:

FT ATTEMPTS

Season:
Career:

ASSISTS

Season:
Career:

BLOCKS

Season:
Career:

STEALS

Season:
Career:

2015-16 GAME-BY-GAME:

Opponent	GS	FG-FGA	3FG-3FGA	FT-FTA	Off-Def	Total Reb	PF	Points	A	TO	Blk	Stl	Min
Mid Tenn		DNP											
NORFOLK ST		1-1	0-0	0-0	0-1	1	0	2	0	0	0	0	2
Auburn		DNP											
LONGWOOD		0-0	0-0	0-0	0-0	0	0	0	0	0	0	0	1
Green Bay		DNP											
Rutgers		DNP											
Tulane		DNP											
IOWA		DNP											
NJIT		0-0	0-0	1-2	0-1	1	0	1	0	0	0	0	2
BGSU		0-0	0-0	0-0	0-0	0	0	0	0	1	0	0	3
CHAR SOUTH		DNP											
Ohio State		DNP											
COPPIN		0-0	0-0	0-0	0-0	0	0	0	0	0	0	0	2
RICHMOND		DNP											
MIAMI		DNP											
NOTRE DAME													
Wake													
LOUISVILLE													
G Tech													
at FSU													
PITT													
NC State													
Duke													
VT													
SYRACUSE													
at BC													
Louisville													
CLEMSON													
UNC													
VTech													

VIRGINIA CAREER STATISTICS

Year	G-GS	Min/Avg	FG-FGA	Pct.	3FG-A	Pct.	FT-FTA	Pct.	O-D	T	Avg.	Pf-DQ	Ast	TO	Blk	St	Pts	Avg
2015-16	5-0	10/2.0	1-1	1.000	0-0	.00	1-2	.500	0-2	2	0.4	0-0	0	1	0	0	3	0.6

J'KYRA BROWN

#10

RS Sophomore • Guard • 5-11 • Rocky Mount, N.C. • Rocky Mount HS



2015-16

- Scored 10 points, all in the third quarter, in her Cavalier debut at MT (11/13)
- Started Cavalier career with back-to-back 10- point games, scoring 11 in 21 minutes against Norfolk State
- Scored seven points with seven rebounds, three steals and two assists in 16 minutes against Bowling Green (12/8)

2014-15

- Sat out the season under NCAA rules after transferring from East Carolina

2013-14 AT EAST CAROLINA

- Averaged 5.9 points per game while twice named C-USA Freshman of Week
- Scored a season-high 29 points against Louisiana Tech, going 11-of-14 from the field and 6-of-8 from three-point range against the Lady Techsters

HIGH SCHOOL

- Averaged 25.5 ppg, 6.1 rpg, 3.4 spg, 2.4 apg & 1.2 bpg
- 2013 NCBCA Female Basketball POY, NC AP POY, All-District POY, Rocky Mount Female Athlete POY
- Three-time Big East POY, Rocky Mount Telegram All-Area POY
- Rocky Mount's All-Time Female Leading Scorer
- Three-time NC AP All-State First Team
- Two-time All-District First Team
- NC Prep All-State First Team
- NCHSAA Sectional MVP, All-Regional 1st Team
- Also lettered three years in track, earning MVP honors in 2013 and was the

2015-16 GAME-BY-GAME:

Opponent	GS	FG-FGA	3FG-3FGA	FT-FTA	Off-Def	Total Reb	PF	Points	A	TO	Blk	Stl	Min
Mid Tenn St	3-7	2-3	2-4	0-4	4	3	10	1	4	1	0	0	17
NORFOLK ST	4-6	1-2	2-2	0-2	2	3	11	3	3	0	0	0	21
Auburn	0-2	0-1	4-4	1-2	3	0	4	2	0	0	0	0	13
LONGWOOD	2-10	0-5	0-0	1-4	5	0	4	2	1	0	0	0	17
Green Bay	0-2	0-1	2-2	0-0	0	2	2	0	1	0	0	0	12
Rutgers	1-7	1-4	3-4	0-1	1	3	6	1	2	0	0	0	16
Tulane	0-1	0-0	0-0	0-0	0	0	0	1	1	0	0	0	5
IOWA	0-1	0-0	0-0	0-1	1	2	0	0	2	0	0	0	10
NJIT	3-8	1-4	1-1	1-0	1	2	8	3	1	0	3	3	17
BGSU	2-6	1-2	2-4	3-4	7	0	7	2	2	0	3	16	16
CHAR SOUTH	4-8	2-4	0-0	3-3	6	2	10	1	2	0	1	23	23
Ohio State	0-5	0-1	0-0	0-1	1	1	0	0	1	0	0	0	5
COPPIN	2-6	1-2	2-2	2-4	6	1	7	2	1	0	0	0	22
RICHMOND	3-4	2-3	0-0	1-2	3	1	8	2	0	0	1	12	12
MIAMI	1-2	1-1	0-0	0-1	1	1	3	1	1	0	0	0	11
NOTRE DAME													
Wake													
LOUISVILLE													
G Tech													
at FSU													
PITT													
NC State													
Duke													
VT													
SYRACUSE													
at BC													
Louisville													
CLEMSON													
UNC													
VTech													

SINGLE GAME BESTS

POINTS

Season: 11 vs. Norfolk State (11/16/15)

Career:

REBOUNDS

Season: 7 vs. Bowling Green (12/8)

Career:

FG MADE

Season: 4 vs Norfolk State (11/16)

Career:

FG ATTEMPTS

Season: 10 vs. Longwood (11/22)

Career:

3 PT FG MADE

Season: 2

Career:

3 PT FG ATTEMPTS

Season: 3

Career:

FT MADE

Season: 4

Career:

FT ATTEMPTS

Season: 4

Career:

ASSISTS

Season: 3 (2x)

Career:

BLOCKS

Season:

Career:

STEALS

Season:

Career:

EAST CAROLINA CAREER STATISTICS

Year	G-GS	Min/Avg	FG-FGA	Pct.	3FG-A	Pct.	FT-FTA	Pct.	O-D	T	Avg.	Pf-DQ	Ast	TO	Blk	St	Pts	Avg
2013-14	31-1	341/11.0	63-155	.406	27-81	.333	31-42	.738	21-31	52	1.7	45-0	25	41	9	16	184	5.9

VIRGINIA CAREER STATISTICS

Year	G-GS	Min/Avg	FG-FGA	Pct.	3FG-A	Pct.	FT-FTA	Pct.	O-D	T	Avg.	Pf-DQ	Ast	TO	Blk	St	Pts	Avg
2015-16	15-0	217/14.5	25-75	.333	12-33	.364	18-23	.783	12-29	41	2.7	21-0	21	22	1	8	80	5.3

DEBRA FERGUSON

#00



Freshman • Forward • 6-4 • Madison Heights, Va • Amherst County

2015-16

- Made her collegiate debut in the 3rd Q at Middle Tenn (11/13), making a layup eight seconds after checking in

HIGH SCHOOL

- Two-time First-Team All-Conference 23 honoree at Amherst County
- 1st-Team-All-Seminole District honors after twice being named 2nd team
- As team captain her senior season, averaged 13.9 points, 8.6 reb and 2.0 blocks
- Her AAU team, the NC Spartans, won 2014 AAU National Championship in Orlando, FL.

PERSONAL

- Father is Charles Ferguson
- Mother and step-father are Rachel and James Richardson
- Older brother, Cordaro Ellis, played one year of basketball at Eastern Kentucky before transferring to Pikeville University where he was part of its 2011 NAIA I National Championship team
- Graduated with honors in the top-25 of her class at Amherst County HS
- Volunteered over 50 hours at The Daily Bread soup kitchen
- Undeclared major

2015-16 GAME-BY-GAME:

Opponent	GS	FG-FGA	3FG-3FGA	FT-FTA	Off-Def	Total Reb	PF	Points	A	TO	Blk	Stl	Min
Mid Tenn	1-1	0-0	0-0	0-0	0-0	0	0	2	0	0	0	0	4
NORFOLK ST	1-3	0-0	0-0	2-2	0-3	3	2	4	0	1	1	0	10
Auburn	DNP												
LONGWOOD	1-2	0-0	0-0	0-0	1-0	1	4	2	0	1	1	0	11
Green Bay	DNP												
Rutgers	DNP												
Tulane	DNP												
IOWA	DNP												
NJIT	0-1	0-0	0-0	0-0	0-1	1	1	0	0	1	0	0	4
BGSU	0-0	0-0	0-0	0-0	0-1	1	3	0	0	0	0	1	4
CHAR SOUTH	0-0	0-0	0-0	1-2	0-0	0	0	1	0	0	0	0	3
Ohio State	DNP												
COPPIN	0-1	0-0	0-0	0-0	0-1	1	0	0	0	1	0	0	4
RICHMOND	0-1	0-0	0-0	0-0	0-0	0	1	0	0	0	0	0	1
MIAMI	DNP												
NOTRE DAME													
Wake													
LOUISVILLE													
G Tech													
at FSU													
PITT													
NC State													
Duke													
VT													
SYRACUSE													
at BC													
Louisville													
CLEMSON													
UNC													
VTech													

SINGLE GAME BESTS

POINTS

Season: 4

Career:

REBOUNDS

Season: 3

Career:

FG MADE

Season: 1

Career:

FG ATTEMPTS

Season: 3

Career:

3 PT FG MADE

Season:

Career:

3 PT FG ATTEMPTS

Season:

Career:

FT MADE

Season: 2

Career:

FT ATTEMPTS

Season: 2

Career:

ASSISTS

Season:

Career:

BLOCKS

Season: 1

Career:

STEALS

Season:

Career:

VIRGINIA CAREER STATISTICS

Year	G-GS	Min/Avg	FG-FGA	Pct.	3FG-A	Pct.	FT-FTA	Pct.	O-D	T	Avg.	Pf-DQ	Ast	TO	Blk	St	Pts	Avg
2015-16	8-0	41/5.1	3-9	.333	0-0	.000	3-4	.750	1-6	7	0.9	11-0	0	4	2	1	9	1.1

ALIYAH HULAND EL #23

Sophomore • Guard • 6-1 • Randolph, N.J. • Randolph High



2015-16 SEASON

- Opened the season with a 10-pt performance at MT (11/13)
- Scored a career- high 20 points at Auburn (Nov. 19) followed by a 20-point performance vs. Longwood
- Nearly had her first career double-double with nine points and 10 rebounds against Tulane (11/28)
- Shot 70.0 percent (7-of-10) against NJIT, scoring 17 points with six rebounds and four assists
- Went 6-of-9, scoring 13 points against Richmond (12/29)

2014-15 SEASON

- Played in all 31 games with one start
- Had back-to-back double-digit scoring games against DSU (10) Longwood (11)
- Had her first/only career start against FSU, scoring a season-high 14 points
- Scored 12 points on 5-of-7 shooting at North Carolina

HIGH SCHOOL

- Morris County's all-time leading scorer with 2,286 points and a 21.2 ppg
- Also holds Randolph High career records for rebounds (900), assists (450) and blocks (225)
- In her senior season, led the state in scoring with 810 points

2015-16 GAME-BY-GAME:

Opponent	GS	FG-FGA	3FG-3FGA	FT-FTA	Off-Def	Total Reb	PF	Points	A	TO	Blk	Stl	Min
Mid Tenn	3-8	0-2	4-6	3-0	3	3	3	10	2	1	1	2	20
NORFOLK ST	4-10	0-3	2-3	1-1	2	3	3	10	2	2	3	3	25
Auburn	6-15	1-8	7-8	2-3	5	4	20	2	4	1	3	31	
LONGWOOD	9-14	2-5	0-0	3-4	7	0	20	2	1	1	2	28	
Green Bay	1-6	0-3	3-4	0-1	1	1	5	0	1	0	0	16	
Rutgers	0-2	0-2	0-0	0-0	0	0	0	0	2	0	1	15	
Tulane	3-5	1-2	2-2	6-4	10	3	9	1	3	0	0	25	
IOWA	2-5	0-1	0-0	1-2	3	5	4	0	3	1	0	16	
NJIT	7-10	3-5	0-0	2-4	6	1	17	4	2	0	0	23	
BGSU	6-10	2-5	0-0	0-1	1	2	14	4	2	0	2	22	
CHAR SOUTH	4-10	1-5	3-3	2-3	5	3	12	1	5	0	1	23	
Ohio State	4-9	3-6	1-2	0-2	2	4	12	3	1	0	0	24	
COPPIN	2-6	1-2	4-4	3-2	5	4	9	1	4	1	2	20	
RICHMOND	6-9	1-4	0-0	1-1	2	1	13	0	0	0	0	19	
MIAMI	3-6	3-3	2-2	0-2	2	3	11	1	1	3	0	27	
NOTRE DAME													
Wake													
LOUISVILLE													
G Tech													
at FSU													
PITT													
NC State													
Duke													
VT													
SYRACUSE													
at BC													
Louisville													
CLEMSON													
UNC													
VTech													

SINGLE GAME BESTS

POINTS

Season: 20 (2x) last vs Longwood (11/22)
Career: 20 (2x) last vs Longwood (11/22/15)

REBOUNDS

Season: 10 vs Tulane (11/28)
Career: 10 vs Tulane (11/28/15)

FG MADE

Season: 9 vs Longwood (11/22)
Career: 9 vs Longwood (11/22/15)

FG ATTEMPTS

Season: 15 at Auburn (11/19)
Career: 15 at Auburn (11/19/15)

FG SHOOTING

Season: 7-10 (.700) vs NJIT (12/5/15)
Career: 7-10 (.700) vs NJIT (12/5/15)

3 PT FG MADE

Season: 3
Career: 3

3 PT FG ATTEMPTS

Season: 8 at Auburn (11/19)
Career: 8 at Auburn (11/19/15)

3 PT FG PERCENTAGE

Season: 3-of-3 vs Miami (1/3)
Career: 3-of-3 vs Miami (1/3/16)

FT MADE

Season: 7 at Auburn (11/19)
Career: 7 at Auburn (11/19/15)

FT ATTEMPTS

Season: 8 at Auburn (11/19)
Career: 8 at Auburn (11/19/15)

ASSISTS

Season: 4 (2X)
Career: 4 (multiple)

BLOCKS

Season: 3 (2x) last vs Miami (1/3)
Career: 3 (2x) last vs Miami (1/3/16)

STEALS

Season: 3
Career: 4 vs Longwood (12/16/14)

CAREER STATISTICS

Year	G-GS	Min/Avg	FG-FGA	Pct.	3FG-A	Pct.	FT-FTA	Pct.	O-D	T	Avg.	Pf-DQ	Ast	TO	Blk	St	Pts	Avg
2014-15	31-1	552/17.8	63-189	.333	23-93	.247	24-32	.750	19-34	53	1.7	59-0	29	43	10	24	173	5.6
2015-16	15-0	334/22.3	60-125	.480	18-56	.321	28-34	.824	24-30	54	3.6	37-1	23	32	11	16	166	11.1
TOTAL	46-1	886/19.3	123-314	.392	41-149	.275	52-66	.788	43-64	107	2.3	96-1	52	75	21	40	339	7.4

MONÉ JONES

#32



Freshman • Forward • 6-3 • Durham, N.C. • Riverside High School

2015-16

- Made her collegiate debut at Middle Tennessee, scoring six points with five rebounds in 24 minutes
- Had her first double-digit scoring effort against Norfolk State with 10 points on 3-of-3 shooting
- Pulled in seven rebounds against NJIT (12/5)

HIGH SCHOOL

- Averaged 11.7 points, 6.5 rebounds, 1.3 assists, 1.1 steals, and 3.1 blocks per game in four years at Riverside High School
- PAC 6 All-Conference and All-State team honors
- Named to the North Carolina/South Carolina All-Star Game roster
- McDonald's High School All-America nominee
- Was also a middle hitter for three years for the RHS volleyball team, earning PAC 6 All-Conference honors

PERSONAL

- Parents are Bobby Jones Jr. and Sherai Jones
- Has an older brother Jordan
- Undeclared major

2015-16 GAME-BY-GAME:

Opponent	GS	FG-FGA	3FG-3FGA	FT-FTA	Off-Def	Total Reb	PF	Points	A	TO	Blk	Stl	Min
Mid Tenn	3-8	0-0	0-0	3-2	3-2	5	4	6	0	3	0	0	24
NORFOLK ST	3-3	0-0	4-6	2-4	6	1	10	1	3	2	2	2	24
Auburn	1-4	0-0	0-0	3-0	3	3	2	0	2	1	1	1	15
LONGWOOD	2-4	0-0	3-4	3-3	6	1	7	1	2	0	0	0	26
Green Bay	0-1	0-0	0-0	0-0	0	4	0	2	2	1	0	0	15
Rutgers	1-1	0-0	0-0	2-0	2	2	2	0	0	0	0	1	12
Tulane	2-7	0-1	3-4	1-1	2	3	7	1	2	0	3	2	24
IOWA	1-3	0-0	0-0	0-1	1	2	2	0	0	1	1	1	16
NJIT	1-5	0-0	2-2	1-6	7	1	4	2	0	0	1	1	24
BGSU	1-4	0-0	1-2	1-2	3	2	3	1	0	2	0	0	23
CHAR SOUTH	INJ												
Ohio State	0-0	0-0	0-0	0-2	2	1	0	0	2	0	0	0	9
COPPIN	2-4	0-0	0-0	0-1	1	2	4	0	2	0	1	1	15
RICHMOND	3-7	0-1	0-0	1-3	4	3	6	1	0	0	0	0	18
MIAMI	1-3	0-0	0-0	0-1	1	1	2	0	2	1	0	0	11
NOTRE DAME													
Wake													
LOUISVILLE													
G Tech													
at FSU													
PITT													
NC State													
Duke													
VT													
SYRACUSE													
at BC													
Louisville													
CLEMSON													
UNC													
VTech													

SINGLE GAME BESTS

POINTS

Season: 10 vs Norfolk State (11/16)

Career:

REBOUNDS

Season: 7 vs NJIT (12/5)

Career:

FG MADE

Season: 3 at MT (11/13)

Career:

FG ATTEMPTS

Season: 8 at MT (11/13)

Career:

3 PT FG MADE

Season:

Career:

3 PT FG ATTEMPTS

Season:

Career:

FT MADE

Season: 4 vs Norfolk State (11/16)

Career:

FT ATTEMPTS

Season: 4 (2x last vs Tulane (11/28))

Career:

ASSISTS

Season: 1

Career:

BLOCKS

Season: 2

Career:

STEALS

Season: 3

Career:

VIRGINIA CAREER STATISTICS

Year	G-GS	Min/Avg	FG-FGA	Pct.	3FG-A	Pct.	FT-FTA	Pct.	O-D	T	Avg.	Pf-DQ	Ast	TO	Blk	St	Pts	Avg
2015-16	14-0	256/18.3	21-54	.389	0-2	.000	13-18	.722	17-26	43	3.1	30-0	9	20	8	10	55	3.9

BREYANA MASON #12

Junior • Guard • 5-8 • Woodbridge, Va. • Forest Park



2015-16 SEASON

- Back-to-back double-digit scoring efforts in first two games of the season shooting 66.7 percent (10-of-15)
- Went 5-of-7 from the field and 6-of-6 from the line, scoring 16 points against Geen Bay (11/26) while also grabbing a career-high five steals
- Scored 10 points with 5 rebounds, 4 steals and 3 assists against Coppin
- Hit a buzzer-beating halfcourt shot to end the 3Q against Richmond (12/29), scoring seven points with a career-high eight rebounds and five assists
- Scored 14 points without attempting a three in the win over Miami (1/3)

2014-15 SEASON

- ACC All-Academic Team
- Fourth in the ACC in assist-turnover ratio with 1.80 per game
- Seventh in the ACC in assists with 3.5 per game
- Scored a career-high 22 points in the season-opener against Ohio State, her first career 20-point game, going 8-of-11 from the field overall and 5-of-7 from 3pt range vs OSU, also dishing a career-high six assists
- Had seven assists with 2 turnovers against Delaware State, also scoring 16 pts
- Had her second seven-assist game (with just one turnover) against BC
- Also 4-of-5 from three-point range for 12 points against BC
- Had eight assists at North Carolina

2013-14 SEASON

- Appeared in 30 games with 14 starts, averaging 3.5 points per game

AT A GLANCE

- 2012-13 Gatorade Virginia Player of the Year & Parade Magazine All-American
- Attended the same high school as Virginia alum Monica Wright, breaking

2015-16 GAME-BY-GAME:

Opponent	GS	FG-FGA	3FG-3FGA	FT-FTA	Off-Def	Total Reb	PF	Points	A	TO	Blk	Stl	Min
Mid Tenn	*	5-8	1-1	0-0	1-1	2	1	11	2	2	1	3	37
NORFOLK ST	*	5-7	0-1	0-1	0-3	3	1	10	3	2	0	2	27
Auburn	*	3-7	0-2	0-0	0-1	1	1	6	2	1	0	3	33
LONGWOOD	*	7-11	0-0	0-0	2-4	6	0	14	1	2	0	0	26
Green Bay	*	5-7	0-1	6-6	1-1	2	1	16	1	2	0	5	40
Rutgers	*	0-6	0-1	1-2	3-2	5	3	1	2	1	0	1	34
Tulane	*	2-9	2-5	3-5	0-2	2	2	9	3	0	0	1	31
IOWA	*	3-6	2-2	2-2	1-3	4	1	10	2	4	0	3	34
NJIT	*	3-4	0-1	1-1	1-1	2	0	7	2	2	0	0	24
BGSU	*	2-5	1-4	1-2	0-2	2	2	6	2	0	0	1	23
CHAR SOUTH	*	1-7	0-3	1-2	1-1	2	2	3	3	1	0	1	29
Ohio State	*	3-10	0-2	0-0	2-0	2	2	6	6	4	0	0	31
COPPIN	*	3-8	2-3	2-2	0-5	5	3	10	3	4	0	4	27
RICHMOND	*	3-8	1-3	0-0	1-7	8	2	7	5	0	0	3	33
MIAMI	*	7-11	0-0	0-0	1-6	7	0	14	3	2	0	1	33
NOTRE DAME													
Wake													
LOUISVILLE													
G Tech													
at FSU													
PITT													
NC State													
Duke													
VT													
SYRACUSE													
at BC													
Louisville													
CLEMSON													
UNC													
VTech													

SINGLE GAME BESTS

POINTS

Season: 16 vs Green Bay (11/26)
Career: 22 vs Ohio State (11/14/14)

REBOUNDS

Season: 8 vs Richmond (12/29)
Career: 8 vs Richmond (12/29/15)

FG MADE

Season: 7 (2x) last vs Miami (1/3)
Career: 8 vs Ohio State (11/14/14)

FG ATTEMPTS

Season: 11 vs Longwood (11/22)
Career: 17 vs ODU (3/19/15)

3 PT FG MADE

Season: 2 vs Tulane (11/28)
Career: 5 vs Ohio State (11/14/14)

3 PT FG ATTEMPTS

Season: 5 vs Tulane (11/28)
Career: 7 vs Ohio State (11/14/14)

FT MADE

Season: 6 vs Green Bay (11/26)
Career: 6 (2x) last vs Green Bay (11/26/15)

FT ATTEMPTS

Season: 6 vs Green Bay (11/26)
Career: 6 (2x) last vs Green Bay (11/26/15)

FT PERCENTAGE

Season: 6-6 vs Green Bay (11/26)
Career: 6-6 (2x) last vs Green Bay (11/26/15)

ASSISTS

Season: 6 at Ohio State (12/22)
Career: 8 at UNC (02/26/15)

BLOCKS

Season: 1 vs MT (11/13)
Career: 2 vs Davidson (12/28/14)

STEALS

Season: 5 vs Green Bay (11/26)
Career: 5 vs Green Bay (11/26/15)

DOUBLE DOUBLES

Season:
 Career:

CAREER STATISTICS

Year	G-GS	Min/Avg	FG-FGA	Pct.	3FG-A	Pct.	FT-FTA	Pct.	O-D	T	Avg.	Pf-DQ	Ast	TO	Blk	St	Pts	Avg
2013-14	30-14	553/18.4	39-118	.331	9-19	.474	17-22	.773	10-32	42	1.4	32-0	37	43	0	20	104	3.5
2014-15	31-31	1016/32.8	109-265	.411	27-62	.435	51-62	.823	10-69	79	2.5	42-0	112	60	2	41	296	9.5
2015-16	15-15	462/30.8	52-114	.456	9-29	.310	17-23	.739	14-39	53	3.5	21-0	40	27	1	28	130	8.7
TOTAL	76-60	2031/26.7	200-497	.402	45-110	.409	85-107	.794	34-140	174	2.3	95-0	189	130	3	89	530	7.0

LAUREN MOSES

#21



Sophomore • Forward • 6-2 • Mount Holly, N.J. • Rancocas

2015-16 SEASON

- Team-high 13 pts at MT, first time leading the team in scoring by herself
- Scored a career-high 18 points at the Paradise Jam against Rutgers (11/27)
- Named to the Paradise Jam All-Tournament Team
- Double-double against NJIT (12/5) with 14 points (on 7-of-9 shooting) with 11 reb followed by a double-double of 12 points, 11 rebounds against BGSU (12/8)
- Was named the MVP of the Cavalier Classic Tournament after scoring 17 points on 7-of-8 shooting (starting the game 7-of-7) against Coppin, followed by a double-double with 13 points and a career-high 14 rebounds against Richmond

2014-15 SEASON

- 13th in the ACC in blocked shots with 1.10 per game
- Had her first double-digit scoring game against Toledo, scoring 14 points, 8 reb
- Led team w 13 rebounds at Ill., her first career double-digit rebounding effort
- Had her first career double-double at Clemson with 15 pts, 10 rebounds
- In the victory over Wake Forest, scored eight points, going 4-of-5 from the field, with seven rebounds, two steals, two assists and three blocked shots, including a crucial block in the final 20 seconds
- Nearly had second career double-double with 11 points and 9 rebounds at UNC
- Scored 11 points with eight rebounds in the ACC Tourney game vs Miami

HIGH SCHOOL

- Led Rancocas Valley Regional High School to four-straight State Championship games and two state titles (2013, 2011)
- Scored 1,823 points in her high school career to become Rancocas Valley's all-time leading scorer in school history, breaking the previous mark set by UVA alum Demya Walker
- Ranked in the espnW 100 rankings at No. 17 in her position and No. 98 overall

2015-16 GAME-BY-GAME:

Opponent	GS	FG-FGA	3FG-3FGA	FT-FTA	Off-Def	Total Reb	PF	Points	A	TO	Blk	Stl	Min
Mid Tenn	*	4-9	0-0	5-6	0-4	4	4	13	2	0	1	3	27
NORFOLK ST	*	5-10	0-0	2-2	4-3	7	2	12	1	1	0	2	18
Auburn	*	2-7	0-0	4-4	2-4	6	4	8	1	3	0	3	22
LONGWOOD	*	3-7	0-0	0-0	5-4	9	2	6	2	0	0	3	19
Green Bay	*	1-7	0-0	1-2	3-5	8	4	3	2	2	0	2	27
Rutgers	*	7-11	0-0	4-10	2-5	7	3	18	0	1	1	2	37
Tulane	*	5-11	0-0	0-0	4-0	4	5	10	2	4	1	1	26
IOWA	*	5-7	0-0	1-5	3-2	5	5	11	1	1	0	2	21
NJIT	*	7-9	0-0	0-4	5-6	11	1	14	2	2	1	0	28
BGSU	*	5-13	0-0	2-7	6-5	11	2	12	0	3	0	1	28
CHAR SOUTH	*	5-8	0-0	0-0	5-2	7	3	10	1	3	0	2	26
Ohio State	*	2-8	0-0	1-2	4-6	10	5	5	1	5	3	3	30
COPPIN	*	7-8	0-0	3-6	3-2	5	2	17	1	0	1	0	28
RICHMOND	*	5-12	0-0	3-4	7-7	14	4	13	1	4	1	1	27
MIAMI	*	7-11	0-0	2-4	2-4	6	4	16	0	3	2	3	32
NOTRE DAME													
Wake													
LOUISVILLE													
G Tech													
at FSU													
PITT													
NC State													
Duke													
VT													
SYRACUSE													
at BC													
Louisville													
CLEMSON													
UNC													
VTech													

SINGLE GAME BESTS

POINTS

Season: 18 vs Rutgers (11/27)
Career: 18 vs Rutgers (11/27/15)

REBOUNDS

Season: 14 vs Richmond (12/29)
Career: 14 vs Richmond (12/29/15)

FG MADE

Season: 7 (2x)
Career: 7 (2x)

FG ATTEMPTS

Season: 13 vs Bowling Green (12/8)
Career: 13 vs Bowling Green (12/8/15)

FG SHOOTING

Season: 7-of-8 vs Coppin St (12/28)
Career: 7-of-8 vs Coppin St (12/28/15)

FT MADE

Season: 5 at Middle Tennessee (11/13)
Career: 5 (several)

FT ATTEMPTS

Season: 10 vs Rutgers (11/27)
Career: 10 vs Rutgers (11/27/15)

ASSISTS

Season: 3 vs Ohio State (12/29)
Career: 3 (multiple)

BLOCKS

Season:
Career: 3 (3x)

STEALS

Season: 3
Career: 3 (3x)

DOUBLE DOUBLES

Season: 3, last vs Richmond (12/29)
Career: 4, last vs Richmond (12/29/15)

CAREER STATISTICS

Year	G-GS	Min/Avg	FG-FGA	Pct.	3FG-A	Pct.	FT-FTA	Pct.	O-D	T	Avg.	Pf-DQ	Ast	TO	Blk	St	Pts	Avg
2014-15	31-30	731/23.6	77-183	.421	0-1	.000	35-66	.530	66-111	177	5.7	95-5	26	64	34	26	189	6.1
2015-16	15-15	396/26.4	70-138	.507	0-0	.000	28-56	.500	55-59	114	7.6	50-3	17	32	11	28	168	11.2
TOTAL	46-45	1127/24.5	147-321	.458	0-1	.000	63-122	.516	121-170	291	6.3	145-8	43	96	45	54	357	7.8

SHAKYNA PAYNE

#35



Freshman • Forward • 6-3 • Acworth, Ga. • Southwest Atlanta Christian Academy

2015-16 SEASON

- Missed the start of the season sidelined with an injury

HIGH SCHOOL

- Played four years of varsity basketball, playing three years at Etowah before finishing her senior year at Southwest Atlanta Christian Academy
- Was an honorable mention All-County player in 2011 before earning second-team honors in 2012 and then being named to the first-team in 2013
- 2014 Atlanta Journal Constitution All-State Class A Second Team
- Scored over 1,100 points in her prep career, averaging 12.6 points per game as a junior and 14.2 points with 7.3 rebounds per game her senior season
- Also played two years of varsity volleyball at Etowah as a middle blocker

PERSONAL

- Daughter of Damita Payne

SINGLE GAME BESTS

POINTS

Season: _____

Career: _____

REBOUNDS

Season: _____

Career: _____

FG MADE

Season: _____

Career: _____

FG ATTEMPTS

Season: _____

Career: _____

3 PT FG MADE

Season: _____

Career: _____

3 PT FG ATTEMPTS

Season: _____

Career: _____

FT MADE

Season: _____

Career: _____

FT ATTEMPTS

Season: _____

Career: _____

ASSISTS

Season: _____

Career: _____

BLOCKS

Season: _____

Career: _____

STEALS

Season: _____

Career: _____

2015-16 GAME-BY-GAME:

Opponent	GS	FG-FGA	3FG-3FGA	FT-FTA	Off-Def	Total Reb	PF	Points	A	TO	Blk	Stl	Min
Mid Tenn St		INJ											
NORFOLK ST		INJ											
Auburn		INJ											
LONGWOOD		INJ											
Green Bay		INJ											
Rutgers		INJ											
Tulane		INJ											
IOWA		INJ											
NJIT		INJ											
BGSU		INJ											
CHAR SOUTH		INJ											
Ohio State		INJ											
COPPIN		INJ											
RICHMOND		INJ											
MIAMI		INJ											
NOTRE DAME													
Wake													
LOUISVILLE													
G Tech													
at FSU													
PITT													
NC State													
Duke													
VT													
SYRACUSE													
at BC													
Louisville													
CLEMSON													
UNC													
VTech													

CAREER STATISTICS

Year	G-GS	Min/Avg	FG-FGA	Pct.	3FG-A	Pct.	FT-FTA	Pct.	O-D	T	Avg.	Pf-DQ	Ast	TO	Blk	St	Pts	Avg
------	------	---------	--------	------	-------	------	--------	------	-----	---	------	-------	-----	----	-----	----	-----	-----

FAITH RANDOLPH

#20

Senior • Guard • 5-10 • Derwood, Md • Our Lady of Good Counsel



2015-16 SEASON

- Preseason All-ACC
- Currently ranks 21st on the Virginia career points list
- Scored 17 points with 7 rebounds and 4 steals against Norfolk State in 17 minutes, going 6-9 from the field
- Scored 17 points with 8 assists (tying a career high), 6 rebounds and 3 steals against Charleston Southern
- Matched her career high with 26 points at Ohio State, scoring 14 of them in the third quarter, earning co-ACC Player of the Week honors, her second time in her career she garnered the honor
- Scored 16 points while also logging eight assists (with one turnover) in the win over No. 22 Miami

2014-15 SEASON

- Second Team All-ACC (Blue Ribbon Panel and Head Coaches); ACC All-Academic Team
- Sixth in the ACC in scoring (16.4) and 12th in field goal shooting % (39.9)
- Led the ACC and is ranked seventh in the nation in free throw percentage (90.7), the second-straight Cavalier to pace the conference in FT shooting.
- Just the fifth player in ACC history to win the free throw crown while shooting over 90 percent from the stripe
- Became the 31st member of UVA's 1000 Point Club with 4:06 remaining in the first half of the ACC Tournament game against Miami
- Tallied 11 20-point games including three 25-point performances
- Averaged 20.2 ppg in the first five games

2013-14 SEASON

- ACC Sixth Player of the Year

2015-16 GAME-BY-GAME:

Opponent	GS	FG-FGA	3FG-3FGA	FT-FTA	Off-Def	Total Reb	PF	Points	A	TO	Blk	Stl	Min
Mid Tenn	*	3-7	1-1	1-2	2-3	5	5	8	0	3	0	1	16
NORFOLK ST	*	6-9	2-4	3-4	2-5	7	0	17	4	3	1	1	17
Auburn	*	5-13	2-5	3-5	1-5	6	1	15	4	2	0	2	33
LONGWOOD	*	5-8	0-2	4-4	1-7	8	1	14	3	1	1	0	27
Green Bay	*	6-9	1-3	2-2	0-3	3	3	15	1	2	0	1	34
Rutgers	*	2-8	1-3	0-0	0-3	3	4	5	2	0	0	0	25
Tulane	*	6-20	1-5	5-5	0-1	1	0	18	2	0	0	0	34
IOWA	*	6-11	0-2	0-0	1-2	3	5	12	2	2	0	1	32
NJIT	*	5-12	2-5	0-0	0-2	2	2	12	0	2	0	2	28
BGSU	*	6-11	2-6	0-0	3-4	7	0	14	4	1	0	1	26
CHAR SOUTH	*	5-13	3-6	4-6	3-3	6	2	17	8	2	0	3	33
Ohio State	*	9-18	4-6	4-4	0-1	1	0	26	1	0	0	0	37
COPPIN	*	2-8	0-3	5-6	1-6	7	0	9	6	3	0	2	28
RICHMOND	*	5-10	0-3	1-2	1-1	2	2	11	5	2	0	1	35
MIAMI	*	5-11	1-3	5-6	1-3	4	2	16	8	1	0	4	32
NOTRE DAME													
Wake													
LOUISVILLE													
G Tech													
at FSU													
PITT													
NC State													
Duke													
VT													
SYRACUSE													
at BC													
Louisville													
CLEMSON													
UNC													
VTech													

CAREER STATISTICS

Year	G-GS	Min/Avg	FG-FGA	Pct.	3FG-A	Pct.	FT-FTA	Pct.	O-D	T	Avg.	Pf-DQ	Ast	TO	Blk	St	Pts	Avg
2012-13	30-7	624/20.8	49-186	.263	13-66	.197	39-47	.830	13-36	49	1.6	22-0	26	47	2	18	150	5.0
2013-14	31-4	704/22.7	137-330	.415	25-88	.284	68-89	.764	45-52	97	3.1	67-1	44	56	1	43	367	11.8
2014-15	30-30	939/31.3	175-439	.399	54-147	.367	88-97	.907	21-95	116	3.9	73-1	66	63	6	42	492	16.4
2015-16	15-15	437/29.1	76-168	.452	20-57	.351	37-46	.804	16-49	65	4.3	27-2	50	24	2	19	209	13.9
TOTAL	106-56	2704/25.5	437-1123	.389	112-358	.313	232-279	.832	95-232	327	3.1	189-4	186	190	11	122	1218	11.5

SINGLE GAME BESTS

POINTS

Season: 26 at Ohio State (12/21)
Career: 26 (4x) last at Ohio State (12/21/15)

REBOUNDS

Season: 8 vs Longwood (11/22)
Career: 8 (3x) last vs Longwood (11/22/15)

FG MADE

Season: 6
Career: 11 at Louisville (01/18/15)

FG ATTEMPTS

Season: 20 vs Tulane (11/28)
Career: 22 (3x) last at Louisville (01/18/15)

3 PT FG MADE

Season: 4 at Ohio State (12/21)
Career: 5 vs Toledo (11/28/14)

3 PT FG ATTEMPTS

Season: 6
Career: 11 vs Davidson (12/28/14)

FT MADE

Season: 5 vs Tulane (11/28)
Career: 10 vs. High Point (11/11/13)

FT ATTEMPTS

Season: 5 vs Tulane (11/28)
Career: 11 vs. High Point (11/11/13)

FT PERCENTAGE

Season: 5-5 vs Tulane (11/28)
Career: 9-9 (2x) last vs Louisville (03/01/15)

ASSISTS

Season: 8 (2x) last vs Miami (1/3/16)
Career: 8 (3x) last vs Miami (1/3/16)

BLOCKS

Season: 1
Career: 1

STEALS

Season: 4 vs Miami (1/3)
Career: 4 vs Miami (1/3/16)

DOUBLE-DOUBLES

Season:
Career:

SYDNEY UMERI

#44



Junior • Forward • 6-1 • Acworth, Ga. • The Lovett School

2015-16 SEASON

- Made her first start since Jan. 5, 2014 (Pitt) in the season opener

2014-15 SEASON

- Had eight rebounds at Xavier
- Had the second double-digit scoring game of her career at Illinois, also matching her career high with eight rebounds

2013-14 SEASON

- Appeared in all 31 games with 11 starts, averaging 18.0 minutes per game
- Averaged 2.8 points and 2.8 rebounds per game
- Made her collegiate debut at James Madison, starting the game
- Played 30 minutes, scoring four points in her debut
- Had her first double-digit scoring game at Liberty with 12 points
- Started the first 10 games of the season before coming off the bench at FGCU
- Scored six of her eight points at Wake Forest in a span of 1:42 during the second half

AT A GLANCE

- Ranked No. 29 overall and as the No. 9 forward by ESPN HoopGurlz
- Won a gold medal with the 2011 USA Basketball's U16 team at the FIBA Americas Championship in Mérida, Mexico
- Helped lead The Lovett School to a 2012 Georgia Region 6AA championship
- Interned during the summer of 2015 for ESPN's Around the Horn

2015-16 GAME-BY-GAME:

Opponent	GS	FG-FGA	3FG-3FGA	FT-FTA	Off-Def	Total Reb	PF	Points	A	TO	Blk	Stl	Min
Mid Tenn	*	0-3	0-0	0-0	2-4	6	4	0	2	0	0	3	22
NORFOLK ST	*	0-2	0-0	0-0	0-1	1	1	0	0	1	0	0	21
Auburn	*	0-1	0-0	0-0	2-4	6	5	0	1	1	0	0	22
LONGWOOD	*	1-4	0-0	0-0	1-2	3	1	2	1	1	1	2	21
Green Bay	*	1-2	0-0	0-0	2-3	5	4	2	0	1	1	0	18
Rutgers	*	2-6	0-0	2-2	1-3	4	2	6	1	1	0	0	25
Tulane	*	2-3	0-0	0-0	1-3	4	4	4	0	2	1	1	25
IOWA	*	3-7	0-0	0-0	0-0	0	2	6	1	0	1	0	33
NJIT	*	0-1	0-0	2-2	3-1	4	2	2	0	2	0	2	19
BGSU	*	1-3	0-0	0-0	2-4	6	3	2	0	1	1	0	23
CHAR SOUTH	*	3-5	0-0	2-2	4-1	5	1	8	0	0	1	0	31
Ohio State	*	0-2	0-0	0-0	4-3	7	2	0	0	1	0	0	28
COPPIN	*	0-1	0-0	3-4	1-2	3	0	3	0	1	1	1	21
RICHMOND	*	1-4	0-0	0-0	3-3	6	1	2	0	1	1	0	22
MIAMI	*	1-4	0-0	0-0	0-1	1	3	2	1	1	1	1	18
NOTRE DAME													
Wake													
LOUISVILLE													
G Tech													
at FSU													
PITT													
NC State													
Duke													
VT													
SYRACUSE													
at BC													
Louisville													
CLEMSON													
UNC													
VTech													

CAREER STATISTICS

Year	G-GS	Min/Avg	FG-FGA	Pct.	3FG-A	Pct.	FT-FTA	Pct.	O-D	T	Avg.	Pf-DQ	Ast	TO	Blk	St	Pts	Avg
2013-14	31-11	557/18.0	32-93	.344	0-0	.000	22-33	.667	46-42	88	2.8	64-2	15	43	4	17	86	2.8
2014-15	30-0	554/18.5	34-73	.466	0-0	.000	14-16	.875	25-66	91	3.0	51-1	18	29	14	11	82	2.7
2015-16	15-15	349/23.3	15-48	.313	0-0	.000	9-10	.900	26-35	61	4.1	35-1	7	14	9	10	39	2.6
TOTAL	77-26	1481/19.2	82-216	.380	0-0	.000	45-59	.763	99-148	247	3.2	154-4	41	87	27	38	209	2.7

SINGLE GAME BESTS

POINTS

Season: 8 vs Charleston Southern (12/18)
 Career: 12 at Liberty (11/19/13)

REBOUNDS

Season: 6 (3x)
 Career: 8 (3x) last at Illinois (12/03/14)

FG MADE

Season: 3
 Career: 4 (3x) at Illinois (12/03/14)

FG ATTEMPTS

Season: 7 vs Iowa (12/02)
 Career: 7 (2x) last vs Iowa (12/02)

3 PT FG MADE

Season:
 Career:

3 PT FG ATTEMPTS

Season: --
 Career: --

FT MADE

Season: 2
 Career: 5 vs. UMES (12/17/13)

FT ATTEMPTS

Season: 2
 Career: 6 vs. UMES (12/17/13)

ASSISTS

Season: 2
 Career: 2

BLOCKS

Season:
 Career: 2 (multiple)

STEALS

Season: 3 at Middle Tennessee (11/13)
 Career: 3 at Middle Tennessee (11/13/15)

DOUBLE DOUBLES

Season:
 Career:

MIKAYLA VENSON

#1



Sophomore • Guard • 5-7 • Arlington, Va. • Yorktown High

2015-16 SEASON

- Scored a then-career-high 25 points in the Paradise Jam opener against Green Bay, going 8-8 from the free throw line, including making six free throws in the final 1:32
- Had a streak of 12-straight games of double-digit scoring snapped against Tulane (11/28)
- Set a new career high in the Big 10/ACC Challenge game against Iowa, scoring 28 points, with 15 of those coming in the fourth quarter
- Scored her 500th career point during her 10-point second-half against Bowling Green (12/8)
- Went 9-of-12 (75.0 percent), including 4-of-6 from three, scoring 24 points with six assists against Charleston Southern (12/18)
- Had her second-straight 24-point game at Ohio State (12/21), going 4-of-5 from three-point range
- Snapped a streak of 26-consecutive made free throws against Ohio State (12/21)
- Cavalier Classic All-Tournament team

2014-15 SEASON

- ACC All-Freshman Team (Blue Ribbon Panel)
- Set the Virginia freshman record for made-3's in a season (58)
- Had four games in which she made five or more 3s in a game
- Had four 20-point games
- Had the best single-game three-point shooting efficiency in school history with a 6-for-6 performance in the win over NC State

HIGH SCHOOL

- Played freshman season at Yorktown High School, averaging 14.3 points per game and 5.5 assists per game before retiring from high school basketball three games into her sophomore season

2015-16 GAME-BY-GAME:

Opponent	GS	FG-FGA	3FG-3FGA	FT-FTA	Off-Def	Total Reb	PF	Points	A	TO	Blk	Stl	Min
Mid Tenn	*	3-9	1-4	3-4	1-4	5	3	10	3	6	0	3	33
NORFOLK ST	*	4-11	2-7	0-0	0-2	2	1	10	2	1	0	4	28
Auburn	*	5-14	2-7	2-3	0-1	1	1	14	1	0	0	2	31
LONGWOOD	*	3-10	0-3	6-8	1-1	2	2	12	3	0	0	3	21
Green Bay	*	7-13	3-8	8-8	0-4	4	1	25	2	4	0	0	38
Rutgers	*	4-18	2-9	0-0	0-2	2	1	10	2	2	1	0	36
Tulane	*	2-7	1-4	0-0	0-4	4	4	5	1	1	0	1	30
IOWA	*	9-18	4-10	6-6	0-1	1	2	28	3	4	0	0	38
NJIT	*	5-13	2-5	0-0	0-1	1	0	12	5	1	0	0	28
BGSU	*	2-9	2-8	4-4	0-3	3	4	10	3	4	0	1	32
CHAR SOUTH	*	9-12	4-6	2-2	1-2	3	3	24	6	2	0	0	32
Ohio State	*	7-18	4-5	6-8	0-4	4	2	24	3	2	0	1	36
COPPIN	*	6-11	2-3	2-2	0-3	3	1	16	4	4	1	1	31
RICHMOND	*	5-14	1-6	0-0	0-1	1	0	11	0	1	0	0	33
MIAMI	*	4-12	1-2	3-4	0-0	0	2	12	5	5	0	1	36
NOTRE DAME													
Wake													
LOUISVILLE													
G Tech													
at FSU													
PITT													
NC State													
Duke													
VT													
SYRACUSE													
at BC													
Louisville													
CLEMSON													
UNC													
VTech													

CAREER STATISTICS

Year	G-GS	Min/Avg	FG-FGA	Pct.	3FG-A	Pct.	FT-FTA	Pct.	O-D	T	Avg.	Pf-DQ	Ast	TO	Blk	St	Pts	Avg
2014-15	31-31	1028/33.2	130-293	.444	61-148	.412	47-56	.839	4-64	68	2.2	62-0	74	89	4	34	368	11.9
2015-16	15-15	483/32.2	75-189	.397	31-87	.356	42-49	.857	3-33	36	2.4	27-0	43	37	2	17	223	14.9
TOTAL	46-46	1511/32.8	205-482	.425	92-235	.391	89-105	.848	7-97	104	2.3	89-0	117	126	6	51	591	12.8

SINGLE GAME BESTS

POINTS

Season: 28 vs Iowa (12/02)
Career: 28 vs Iowa (12/02/15)

REBOUNDS

Season: 5 at Middle Tennessee (11/13)
Career: 7 vs Drexel (12/29/14)

FG MADE

Season: 9 (2x) last vs Charleston So (12/18)
Career: 9 (2x) last vs Charleston So (12/18/15)

FG ATTEMPTS

Season: 18 (3x) last at Ohio State (12/21)
Career: 18 (3x) last at Ohio State (12/21/15)

3 PT FG MADE

Season: 4 (3x) last at Ohio State (12/21)
Career: 6 vs NC State (01/29/15)

3 PT FG ATTEMPTS

Season: 10 vs Iowa (12/02)
Career: 10 (3x) last vs Iowa (12/02/15)

3 PT FG PERCENTAGE

Season: 4-5 at Ohio State (12/21)
Career: 6-6 vs NC State (01/29/15)*

FT MADE

Season: 8 vs Green Bay (11/26)
Career: 8 (2x) last vs Green Bay (11/26/15)

FT ATTEMPTS

Season: 8 (2x)
Career: 8

FT PERCENTAGE

Season: 8-8 vs Green Bay (11/26)
Career: 8-8 last vs Green Bay (11/26/15)

ASSISTS

Season: 6 vs Charleston So (12/18)
Career: 6 (2x) last vs vs Charleston So (12/18/15)

BLOCKS

Season: 1
Career: 1 (multiple)

STEALS

Season: 4 vs Norfolk State (11/16)
Career: 5 at FIU (11/30/14)

DOUBLE DOUBLES

Season:
Career:

*Denotes school record

**2015-16 Virginia Women's Basketball
Virginia Combined Team Statistics (as of Jan 03, 2016)
All games**

RECORD:	OVERALL	HOME	AWAY	NEUTRAL
ALL GAMES	11-4	8-1	2-1	1-2
CONFERENCE	1-0	1-0	0-0	0-0
NON-CONFERENCE	10-4	7-1	2-1	1-2

#	Player	gp-gs	min	Total		3-Point		F-Throw		Rebounds				pf	dq	a	to	blk	stl	pts	avg	
				fg-fga	fg%	3fg-fga	3fg%	ft-fa	ft%	off	def	tot	avg									
01	Mikayla Venson	15-15	483	32.2	75-189	.397	31-87	.356	42-49	.857	3	33	36	2.4	27	0	43	37	2	17	223	14.9
20	Faith Randolph	15-15	437	29.1	76-168	.452	20-57	.351	37-46	.804	16	49	65	4.3	27	2	50	24	2	19	209	13.9
21	Lauren Moses	15-15	396	26.4	70-138	.507	0-0	.000	28-56	.500	55	59	114	7.6	50	3	17	32	11	28	168	11.2
23	Aliyah Huland El	15-0	334	22.3	60-125	.480	18-56	.321	28-34	.824	24	30	54	3.6	37	1	23	32	11	16	166	11.1
12	Breyana Mason	15-15	462	30.8	52-114	.456	9-29	.310	17-23	.739	14	39	53	3.5	21	0	40	27	1	28	130	8.7
10	J'Kyra Brown	15-0	217	14.5	25-75	.333	12-33	.364	18-23	.783	12	29	41	2.7	21	0	21	22	1	8	80	5.3
32	Mone Jones	14-0	256	18.3	21-54	.389	0-2	.000	13-18	.722	17	26	43	3.1	30	0	9	20	8	10	55	3.9
44	Sydney Umeri	15-15	349	23.3	15-48	.313	0-0	.000	9-10	.900	26	35	61	4.1	35	1	7	14	9	10	39	2.6
00	Debra Ferguson	8-0	41	5.1	3-9	.333	0-0	.000	3-4	.750	1	6	7	0.9	11	0	0	4	2	1	9	1.1
02	Jae'Lisa Allen	4-0	15	3.8	2-5	.400	0-0	.000	0-0	.000	1	1	2	0.5	3	0	0	1	0	0	4	1.0
13	Emily Battle	5-0	10	2.0	1-1	1.000	0-0	.000	1-2	.500	0	2	2	0.4	0	0	0	1	0	0	3	0.6
Team											46	41	87				6					
Total.....		15	3000		400-926	.432	90-264	.341	196-265	.740	215	350	565	37.7	262	7	210	220	47	137	1086	72.4
Opponents.....		15	3000		324-817	.397	74-243	.305	161-243	.663	180	338	518	34.5	260	-	165	303	61	97	883	58.9

TEAM STATISTICS	VA	OPP	Date	Opponent	Score	Att.
SCORING	1086	883	11/13/15	at Middle Tennessee	w 70-66	5613
Points per game	72.4	58.9	11/16/15	NORFOLK STATE	w 86-50	0
Scoring margin	+13.5	-	11/19/15	at Auburn	w 69-52	1675
FIELD GOALS-ATT	400-926	324-817	11/22/15	LONGWOOD	w 81-46	3616
Field goal pct	.432	.397	11/26/15	vs Green Bay	w 68-59	0
3 POINT FG-ATT	90-264	74-243	11/27/15	vs Rutgers	L 48-60	0
3-point FG pct	.341	.305	11/28/15	vs Tulane	L 62-67	0
3-pt FG made per game	6.0	4.9	12/02/15	IOWA	L 73-85	3360
FREE THROWS-ATT	196-265	161-243	12/05/15	NJIT	w 81-54	3268
Free throw pct	.740	.663	12/08/15	BOWLING GREEN	w 68-39	10048
F-Throws made per game	13.1	10.7	12/18/15	CHARLESTON SOUTHERN	w 85-65	2975
REBOUNDS	565	518	12/21/15	at Ohio State	L 73-93	4778
Rebounds per game	37.7	34.5	12/28/15	COPPIN STATE	w 75-40	3062
Rebounding margin	+3.1	-	12/29/15	RICHMOND	w 71-51	3190
ASSISTS	210	165	* 01/03/16	MIAMI	w 76-56	3656
Assists per game	14.0	11.0				
TURNOVERS	220	303				
Turnovers per game	14.7	20.2				
Turnover margin	+5.5	-				
Assist/turnover ratio	1.0	0.5				
STEALS	137	97				
Steals per game	9.1	6.5				
BLOCKS	47	61				
Blocks per game	3.1	4.1				
ATTENDANCE	33175	12066				
Home games-Avg/Game	9-3686	3-4022				
Neutral site-Avg/Game	-	3-0				

Score by Periods	1st	2nd	3rd	4th	Totals
Virginia	258	287	287	254	1086
Opponents	217	183	212	271	883



**2015-16 Virginia Women's Basketball
Virginia Combined Team Statistics (as of Jan 04, 2016)
ACC-Only**

RECORD:	OVERALL	HOME	AWAY	NEUTRAL
ALL GAMES	1-0	1-0	0-0	0-0
CONFERENCE	1-0	1-0	0-0	0-0
NON-CONFERENCE	0-0	0-0	0-0	0-0

#	Player	gp-gs	min	avg	Total		3-Point		F-Throw		Rebounds				pf	dq	a	to	blk	stl	pts	avg
					fg-fga	fg%	3fg-fga	3fg%	ft-fta	ft%	off	def	tot	avg								
21	Lauren Moses	1-1	32	32.0	7-11	.636	0-0	.000	2-4	.500	2	4	6	6.0	4	0	0	3	2	3	16	16.0
20	Faith Randolph	1-1	32	32.0	5-11	.455	1-3	.333	5-6	.833	1	3	4	4.0	2	0	8	1	0	4	16	16.0
12	Breyana Mason	1-1	33	33.0	7-11	.636	0-0	.000	0-0	.000	1	6	7	7.0	0	0	3	2	0	1	14	14.0
01	Mikayla Venson	1-1	36	36.0	4-12	.333	1-2	.500	3-4	.750	0	0	0	0.0	2	0	5	5	0	1	12	12.0
23	Aliyah Huland El	1-0	27	27.0	3-6	.500	3-3	1.000	2-2	1.000	0	2	2	2.0	3	0	1	1	3	0	11	11.0
10	J'Kyra Brown	1-0	11	11.0	1-2	.500	1-1	1.000	0-0	.000	0	1	1	1.0	1	0	1	1	0	0	3	3.0
44	Sydney Umeri	1-1	18	18.0	1-4	.250	0-0	.000	0-0	.000	0	1	1	1.0	3	0	1	1	1	1	2	2.0
32	Mone Jones	1-0	11	11.0	1-3	.333	0-0	.000	0-0	.000	0	1	1	1.0	1	0	0	2	1	0	2	2.0
Team											4	5	9					1				
Total.....		1	200		29-60	.483	6-9	.667	12-16	.750	8	23	31	31.0	16	0	19	17	7	10	76	76.0
Opponents.....		1	200		21-54	.389	3-14	.214	11-17	.647	14	25	39	39.0	20	-	11	28	1	9	56	56.0

TEAM STATISTICS

	VA	OPP
SCORING	76	56
Points per game	76.0	56.0
Scoring margin	+20.0	-
FIELD GOALS-ATT	29-60	21-54
Field goal pct	.483	.389
3 POINT FG-ATT	6-9	3-14
3-point FG pct	.667	.214
3-pt FG made per game	6.0	3.0
FREE THROWS-ATT	12-16	11-17
Free throw pct	.750	.647
F-Throws made per game	12.0	11.0
REBOUNDS	31	39
Rebounds per game	31.0	39.0
Rebounding margin	-8.0	-
ASSISTS	19	11
Assists per game	19.0	11.0
TURNOVERS	17	28
Turnovers per game	17.0	28.0
Turnover margin	+11.0	-
Assist/turnover ratio	1.1	0.4
STEALS	10	9
Steals per game	10.0	9.0
BLOCKS	7	1
Blocks per game	7.0	1.0
ATTENDANCE	3656	0
Home games-Avg/Game	1-3656	0-0
Neutral site-Avg/Game	-	0-0

Date	Opponent	Score	Att.
* 01/03/16	MIAMI	w 76-56	3656

* - Conference game

Score by Periods	1st	2nd	3rd	4th	Totals
Virginia	12	28	23	13	76
Opponents	11	9	12	24	56

Official Basketball Box Score -- Game Totals -- Final Statistics Virginia vs Middle Tennessee 11/13/15 6:30 PM at Murfreesboro, Tenn.

Virginia 70 • 1-0

#	Player	Total		3-Ptr		Rebounds			PF	TP	A	TO	Blk	Stl	Min
		FG-FGA	FG-FGA	FT-FTA	Off	Def	Tot								
21	Lauren Moses	f	4-9	0-0	5-6	0	4	4	4	13	2	0	1	3	27
44	Sydney Umeri	f	0-3	0-0	0-0	2	4	6	4	0	2	0	0	3	22
01	Mikayla Venson	g	3-9	1-4	3-4	1	4	5	3	10	3	6	0	3	33
12	Breyana Mason	g	5-8	1-1	0-0	1	1	2	1	11	2	2	1	3	37
20	Faith Randolph	g	3-7	1-1	1-2	2	3	5	5	8	0	3	0	1	16
00	Debra Ferguson	g	1-1	0-0	0-0	0	0	0	0	2	0	0	0	0	4
10	J'Kyra Brown	g	3-7	2-3	2-4	0	4	4	3	10	1	4	1	0	17
23	Aliyah Huland El	g	3-8	0-2	4-6	3	0	3	3	10	1	1	2	20	
32	Mone Jones	g	3-8	0-0	0-0	3	2	5	4	6	0	3	0	0	24
	Team					5	3	8							
	Totals		25-60	5-11	15-22	17	25	42	27	70	12	21	4	15	200

FG % 1st Half: 14-36 38.9% 2nd half: 11-24 45.8% Game: 25-60 41.7%
3FG % 1st Half: 3-5 60.0% 2nd half: 2-6 33.3% Game: 5-11 45.5%
FT % 1st Half: 4-6 66.7% 2nd half: 11-16 68.8% Game: 15-22 68.2%

Middle Tennessee 66 • 0-1

#	Player	Total		3-Ptr		Rebounds			PF	TP	A	TO	Blk	Stl	Min
		FG-FGA	FG-FGA	FT-FTA	Off	Def	Tot								
00	JOHNSON, Alex	f	1-4	0-0	0-0	1	1	2	3	2	1	2	0	0	22
12	REUTER, Rebecca	f	1-2	0-1	4-4	3	2	5	5	6	0	3	3	2	28
24	WARD, Brea	g	8-16	5-9	9-12	1	6	7	1	30	0	0	2	36	
20	PETTY, Ty	g	4-13	1-3	3-5	1	4	5	4	12	2	7	1	1	35
34	JONES, Olivia	g	1-9	0-6	2-8	1	2	3	2	4	4	5	0	6	37
05	SISSOM, Abbey	g	2-3	0-1	4-4	2	1	3	1	8	0	1	0	0	12
14	COLLIER, Katie	g	0-0	0-0	0-0	0	0	0	1	0	0	0	0	0	0+
23	LYON, Gabby	g	0-1	0-0	0-0	2	2	4	3	0	0	2	1	1	17
31	PORTER, Tiana	g	1-2	0-0	0-2	1	0	1	0	2	1	1	0	0	8
32	WARDEN, Caroline	g	1-1	0-0	0-0	0	0	0	0	2	1	1	0	0	5
	Team					1	3	4							
	Totals		19-51	6-20	22-35	13	21	34	20	66	9	22	6	12	200

FG % 1st Half: 9-27 33.3% 2nd half: 10-24 41.7% Game: 19-51 37.3%
3FG % 1st Half: 3-12 25.0% 2nd half: 3-8 37.5% Game: 6-20 30.0%
FT % 1st Half: 6-15 40.0% 2nd half: 16-20 80.0% Game: 22-35 62.9%

Officials: Marla Gearhart, Charlie Hust, Doug Knight
Technical fouls: Virginia-None. Middle Tennessee-None.
Attendance: 5613

Score by periods	1st	2nd	3rd	4th	Total
Virginia	15	20	21	14	70
Middle Tennessee	13	14	19	20	66

Last FG - VA 4th-02:02, MT 4th-00:25.
Largest lead - VA by 12 3rd-00:53, MT by 5 1st-07:58.
VA led for 32:48. MT led for 06:03. Game was tied for 01:09.

Official Basketball Box Score -- Game Totals -- Final Statistics Norfolk State vs Virginia 11/16/15 7 p.m. at JPJ Arena, Charlottesville, Va.

Norfolk State 50 • 0-2

#	Player	Total		3-Ptr		Rebounds			PF	TP	A	TO	Blk	Stl	Min
		FG-FGA	FG-FGA	FT-FTA	Off	Def	Tot								
21	ROBERTS, Kayla	f	6-19	2-5	0-0	2	3	5	4	14	1	8	1	3	27
25	BESLOW, Siobhan	f	5-10	0-0	1-2	14	1	15	2	11	0	2	1	0	33
03	LAWRENCE, Koryn	g	3-9	0-1	0-0	2	3	5	6	2	4	3	0	3	32
14	DANIELS, Brehanna	g	2-10	0-2	0-0	2	1	3	0	4	1	0	0	1	21
20	DOBY, Ashante	g	0-8	0-4	0-0	0	1	1	0	0	3	0	1	23	
02	HANNAH, Yazmen	g	1-5	0-4	1-2	0	3	3	1	3	1	3	0	2	20
11	HARPER, Dominique	g	3-5	0-0	3-3	0	2	2	0	9	2	1	0	0	18
13	LONG, Alexys	g	0-5	0-1	1-2	0	1	1	0	1	1	1	0	0	7
32	TANNER, Shayla	g	1-3	0-0	0-0	1	2	3	2	0	1	0	0	0	11
40	SPICER, Ronesia	g	0-3	0-0	0-0	1	0	1	0	0	0	0	0	0	8
	Team					5	2	7							
	Totals		21-77	2-17	6-9	27	19	46	17	50	8	23	5	7	200

FG % 1st Half: 11-35 31.4% 2nd half: 10-42 23.8% Game: 21-77 27.3%
3FG % 1st Half: 1-7 14.3% 2nd half: 1-10 10.0% Game: 2-17 11.8%
FT % 1st Half: 0-0 0.0% 2nd half: 6-9 66.7% Game: 6-9 66.7%

Virginia 86 • 2-0

#	Player	Total		3-Ptr		Rebounds			PF	TP	A	TO	Blk	Stl	Min
		FG-FGA	FG-FGA	FT-FTA	Off	Def	Tot								
21	Lauren Moses	f	5-10	0-0	2-2	4	3	7	2	12	1	1	0	2	18
44	Sydney Umeri	f	0-2	0-0	0-0	0	1	1	0	0	0	1	0	0	21
01	Mikayla Venson	g	4-11	2-7	0-0	0	2	2	1	10	2	1	0	4	28
12	Breyana Mason	g	5-7	0-1	0-1	0	3	3	1	10	3	2	0	2	27
20	Faith Randolph	g	6-9	2-4	3-4	2	5	7	0	17	4	3	1	1	17
00	Debra Ferguson	g	1-3	0-0	2-2	0	3	3	2	4	0	1	0	1	7
02	Jae'Lisa Allen	g	0-2	0-0	0-0	1	0	1	2	0	0	1	0	0	7
10	J'Kyra Brown	g	4-6	1-2	2-2	0	2	2	3	11	3	3	0	0	21
13	Emily Battle	g	1-1	0-0	0-0	0	1	1	0	2	0	0	0	0	2
23	Aliyah Huland El	g	4-10	0-3	2-3	1	1	2	3	10	2	2	3	25	
32	Mone Jones	g	3-3	0-0	4-6	2	4	6	1	10	1	3	2	2	24
	Team					3	6	9							
	Totals		33-64	5-17	15-20	13	31	44	16	86	16	18	7	14	200

FG % 1st Half: 18-35 51.4% 2nd half: 15-29 51.7% Game: 33-64 51.6%
3FG % 1st Half: 4-13 30.8% 2nd half: 1-4 25.0% Game: 5-17 29.4%
FT % 1st Half: 5-7 71.4% 2nd half: 10-13 76.9% Game: 15-20 75.0%

Officials: Denise Brooks, Luis Gonzalez, Rashan Michel
Technical fouls: Norfolk State-None. Virginia-None.
Attendance:

Score by periods	1st	2nd	3rd	4th	Total
Norfolk State	9	14	10	17	50
Virginia	26	19	18	23	86

Last FG - NSUW 4th-00:29, VA 4th-00:41.
Largest lead - NSUW None, VA by 38 4th-00:41.
NSUW led for 00:00. VA led for 39:41. Game was tied for 00:19.

Official Basketball Box Score -- Game Totals -- Final Statistics Virginia vs Auburn 11/19/15 6:00 pm at Auburn Arena -- Auburn, Ala.

Virginia 69 • 3-0

#	Player	Total		3-Ptr		Rebounds			PF	TP	A	TO	Blk	Stl	Min
		FG-FGA	FG-FGA	FT-FTA	Off	Def	Tot								
21	Lauren Moses	f	2-7	0-0	4-4	2	4	6	4	8	1	3	0	3	22
44	Sydney Umeri	f	0-1	0-0	0-0	2	4	6	5	0	1	1	0	0	22
01	Mikayla Venson	g	5-14	2-7	2-3	0	1	1	14	1	0	0	2	31	
12	Breyana Mason	g	3-7	0-2	0-0	0	1	1	1	6	2	1	0	3	33
20	Faith Randolph	g	5-13	2-5	3-5	1	5	6	1	15	4	2	0	2	33
10	J'Kyra Brown	g	0-2	0-1	4-4	1	2	3	0	4	2	0	0	0	13
23	Aliyah Huland El	g	6-15	1-8	7-8	2	3	5	4	20	2	4	1	3	31
32	Mone Jones	g	1-4	0-0	0-0	3	0	3	3	2	0	2	1	1	15
	Team					3	5	8							
	Totals		22-63	5-23	20-24	14	25	39	19	69	13	13	2	14	200

FG % 1st Half: 13-29 44.8% 2nd half: 9-34 26.5% Game: 22-63 34.9%
3FG % 1st Half: 4-11 36.4% 2nd half: 1-12 8.3% Game: 5-23 21.7%
FT % 1st Half: 11-15 73.3% 2nd half: 9-9 100.0% Game: 20-24 83.3%

Auburn 52 • 2-1

#	Player	Total		3-Ptr		Rebounds			PF	TP	A	TO	Blk	Stl	Min
		FG-FGA	FG-FGA	FT-FTA	Off	Def	Tot								
15	Jones, Jazmine	f	3-3	0-0	1-2	2	2	4	3	7	0	4	0	2	17
44	Tanner, Tra'Ce	c	3-7	0-0	0-0	6	3	9	2	6	0	1	2	2	24
10	Montgomery, Brandy	g	3-12	1-3	1-2	1	2	3	0	8	1	3	0	0	35
13	Frerking, Katie	g	2-7	1-3	3-4	0	5	5	1	8	2	1	2	0	31
40	Dieng, Khady	g	1-4	0-2	1-2	1	6	7	3	3	1	2	0	1	20
03	Sanders, Erica	g	0-1	0-1	0-0	0	0	0	2	0	0	2	0	0	17
12	Garvin, Jonika	g	2-5	0-1	0-0	0	2	2	3	4	0	0	1	0	11
23	Jones, Jessica	g	0-1	0-0	0-0	0	1	1	0	0	0	1	1	1	8
33	McKay, Janiah	g	7-18	0-3	2-5	1	3	4	1	16	0	5	0	0	29
35	Capers, Cabriana	g</													



Official Basketball Box Score -- Game Totals -- Final Statistics Virginia vs Green Bay 11/26/15 2:00 p.m.AST at St. Thomas, U.S. Virgin Islands

Virginia 68 • 4-0

#	Player	Total		3-Ptr		Rebounds			PF	TP	A	TO	Blk	Stl	Min
		FG-FGA	FG-FGA	FT-FTA	Off	Def	Tot								
21	Lauren Moses	f	1-7	0-0	0-2	3	5	8	4	3	2	2	0	2	27
44	Sydney Umeri	f	1-2	0-0	0-0	2	3	5	4	2	0	1	1	0	18
01	Mikayla Venson	g	7-13	3-8	8-8	0	4	4	1	25	2	4	0	0	38
12	Breyana Mason	g	5-7	0-1	6-6	1	1	2	1	16	1	2	0	0	40
20	Faith Randolph	g	6-9	1-3	2-2	0	3	3	3	15	1	2	0	1	34
10	J'Kyra Brown	g	0-2	0-1	2-2	0	0	0	2	2	0	1	0	0	12
23	Alyyah Huland El	g	1-6	0-3	3-4	0	1	1	1	5	0	1	0	0	16
32	Mone Jones	g	0-1	0-0	0-0	0	0	0	4	0	2	1	0	0	15
Team						2	1	3							
Totals			21-47	4-16	22-24	8	18	26	20	68	8	16	2	8	200

FG % 1st Half: 9-24 37.5% 2nd half: 12-23 52.2% Game: 21-47 44.7%
 3FG % 1st Half: 3-10 30.0% 2nd half: 1-6 16.7% Game: 4-16 25.0%
 FT % 1st Half: 6-8 75.0% 2nd half: 16-16 100.0% Game: 22-24 91.7%

Green Bay 59 • 2-1

#	Player	Total		3-Ptr		Rebounds			PF	TP	A	TO	Blk	Stl	Min
		FG-FGA	FG-FGA	FT-FTA	Off	Def	Tot								
33	WEITZER, Lexi	f	3-4	0-0	0-2	0	2	2	3	6	1	0	1	0	20
02	BUCK, Tessa	g	7-11	5-8	5-6	0	3	3	1	24	1	4	0	1	37
04	LUKAN, Kaili	g	3-9	0-1	3-4	1	4	5	3	9	3	5	0	1	38
10	KRAKER, Mehryn	g	3-7	1-4	1-2	1	0	1	3	8	0	1	0	1	19
24	LeCLAIRE, Allie	g	2-11	0-4	3-4	2	0	2	3	7	6	4	0	0	32
01	WELLNITZ, Jen	g	1-2	0-1	0-0	0	1	1	4	2	1	1	0	0	9
21	LINDSTROM, Jessica	g	1-3	0-0	1-2	4	6	10	2	3	0	3	0	0	27
44	MONKE, Mariah	g	0-0	0-0	0-0	1	0	1	3	0	0	2	0	0	10
55	TERRY, Sam	g	0-2	0-1	0-0	0	0	0	1	0	0	0	0	0	8
Team						3	2	5							
Totals			20-49	6-19	13-20	12	18	30	23	59	12	22	1	3	200

FG % 1st Half: 12-24 50.0% 2nd half: 8-25 32.0% Game: 20-49 40.8%
 3FG % 1st Half: 4-9 44.4% 2nd half: 2-10 20.0% Game: 6-19 31.6%
 FT % 1st Half: 8-11 72.7% 2nd half: 5-9 55.6% Game: 13-20 65.0%

Officials: Dee Kanter, Geraldine Smith, Ryan Durham
 Technical fouls: Virginia-None. Green Bay-None.
 Attendance: 2015 Paradise Jam Women's Basketball Tournament.
 Island Division

Score by periods	1st	2nd	3rd	4th	Total
Virginia	14	13	22	19	68
Green Bay	24	12	7	16	59

Points	In	Off	2nd	Fast	Bench
VA	Paint	T/O	Chance	Break	
VA	8	10	6	2	7
GB	24	10	10	6	5

Last FG - VA 4th-02:03, GB 4th-00:43.
 Largest lead - VA by 13 4th-02:03, GB by 14 2nd-07:38.
 VA led for 12:59. GB led for 25:08. Game was tied for 01:53.

Score tied - 3 times.
 Lead changed - 2 times.

Official Basketball Box Score -- Game Totals -- Final Statistics Rutgers vs Virginia 11/27/15 4:15 p.m.AST at St. Thomas, U.S. Virgin Islands

Rutgers 60 • 4-2

#	Player	Total		3-Ptr		Rebounds			PF	TP	A	TO	Blk	Stl	Min
		FG-FGA	FG-FGA	FT-FTA	Off	Def	Tot								
42	COPPER, Kahleah	f	7-12	1-1	6-9	1	7	8	1	21	0	3	2	1	37
03	BUTTS, Ariel	f	5-5	0-0	0-1	1	6	7	3	10	0	3	0	0	19
01	HOLLIVAY, Rachael	c	2-3	0-0	2-2	2	3	5	4	6	1	1	4	0	23
03	SCAIFE, Tyler	g	2-7	0-0	2-2	0	5	5	0	6	4	2	0	0	38
04	CANTY, Bryonna	g	2-5	0-0	0-0	0	8	8	4	6	5	0	3	35	
05	PARKER, Shrita	g	4-5	2-2	1-2	0	1	1	3	11	0	0	0	1	29
12	SANDERS, Khadaizha	g	0-4	0-1	2-2	0	1	1	0	2	1	1	0	0	13
32	KEELING, Desiree	g	0-0	0-0	0-0	0	1	1	1	0	0	1	0	0	3
40	HARRIS, Victoria	g	0-0	0-0	0-0	1	0	1	3	0	0	0	0	0	3
Team						0	1	1							
Totals			22-41	3-4	13-18	5	33	38	19	60	12	19	6	5	200

FG % 1st Half: 12-24 50.0% 2nd half: 10-17 58.8% Game: 22-41 53.7%
 3FG % 1st Half: 2-2 100.0% 2nd half: 1-2 50.0% Game: 3-4 75.0%
 FT % 1st Half: 3-5 60.0% 2nd half: 10-13 76.9% Game: 13-18 72.2%

Virginia 48 • 5-1

#	Player	Total		3-Ptr		Rebounds			PF	TP	A	TO	Blk	Stl	Min
		FG-FGA	FG-FGA	FT-FTA	Off	Def	Tot								
21	Lauren Moses	f	7-11	0-0	4-10	2	5	7	3	18	0	1	1	2	37
44	Sydney Umeri	f	2-6	0-0	2-2	1	3	4	2	6	1	1	0	0	25
01	Mikayla Venson	g	4-18	2-9	0-0	0	2	2	1	10	2	2	1	0	36
12	Breyana Mason	g	0-6	0-1	1-2	3	2	5	3	1	2	1	0	1	34
20	Faith Randolph	g	2-8	1-3	0-0	0	3	3	4	5	2	0	0	0	25
10	J'Kyra Brown	g	1-7	1-4	3-4	0	1	1	3	6	1	2	0	0	16
23	Alyyah Huland El	g	0-2	0-2	0-0	0	0	0	0	0	0	2	0	0	15
32	Mone Jones	g	1-1	0-0	0-0	2	0	2	2	2	0	0	0	1	12
Team						3	1	4							
Totals			17-59	4-19	10-18	11	17	28	18	48	8	9	2	5	200

FG % 1st Half: 10-28 35.7% 2nd half: 7-31 22.6% Game: 17-59 28.8%
 3FG % 1st Half: 2-10 20.0% 2nd half: 2-9 22.2% Game: 4-19 21.1%
 FT % 1st Half: 5-8 62.5% 2nd half: 5-10 50.0% Game: 10-18 55.6%

Officials: Fatou Cissoko-Stephens, Brandon Enterline, Barbra Smith
 Technical fouls: Rutgers-None. Virginia-None.
 Attendance: 2015 U.S. Virgin Islands Paradise Jam Women's Basketball Tournament.
 ISLAND DIVISION
 PRESENTED BY BASKETBALL TRAVELERS

Score by periods	1st	2nd	3rd	4th	Total
Rutgers	16	13	13	18	60
Virginia	16	11	10	11	48

Points	In	Off	2nd	Fast	Bench
RUT	Paint	T/O	Chance	Break	
RUT	24	8	5	6	13
VA	14	19	2	2	8

Last FG - RUT 4th-01:48, VA 4th-02:31.
 Largest lead - RUT by 13 4th-03:11, VA by 2 1st-00:41.
 RUT led for 33:21. VA led for 01:18. Game was tied for 05:16.

Score tied - 5 times.
 Lead changed - 4 times.

Official Basketball Box Score -- Game Totals -- Final Statistics Tulane vs Virginia 11/28/15 2:00 p.m.AST at St. Thomas, U.S. Virgin Islands

Tulane 67 • 4-3

#	Player	Total		3-Ptr		Rebounds			PF	TP	A	TO	Blk	Stl	Min
		FG-FGA	FG-FGA	FT-FTA	Off	Def	Tot								
30	JONES, Tierra	f	3-5	0-0	6-6	1	2	3	4	12	1	1	0	1	28
45	DURU, Chinwe	c	3-4	0-0	2-3	4	2	6	4	8	1	2	0	0	22
03	MORGAN, Kolby	g	7-16	4-8	3-4	2	3	5	2	21	3	3	1	1	37
11	VORPAHL, Leslie	g	3-9	1-5	0-0	0	8	8	3	7	4	4	0	1	36
33	LATHAM, Courtnie	g	2-8	0-0	1-2	1	3	4	1	5	1	1	0	1	23
01	HARDING, Shakira	g	0-0	0-0	0-0	0	0	0	0	0	0	0	0	0	1
14	EMERY, Taylor	g	3-6	1-3	2-4	0	3	3	0	9	4	1	1	1	25
22	SCHULTE, Meredith	g	0-0	0-0	0-0	2	0	2	1	0	0	1	0	0	6
25	WYATT, Harlyn	g	2-4	0-0	1-2	2	4	6	2	5	0	3	0	0	22
Team						0	1	1							
Totals			23-52	6-16	15-21	12	26	38	17	67	14	16	2	5	200

FG % 1st Half: 10-29 34.5% 2nd half: 13-23 56.5% Game: 23-52 44.2%
 3FG % 1st Half: 3-8 37.5% 2nd half: 3-8 37.5% Game: 6-16 37.5%
 FT % 1st Half: 2-2 100.0% 2nd half: 13-19 68.4% Game: 15-21 71.4%

Virginia 62 • 5-2

#	Player	Total		3-Ptr		Rebounds			PF	TP	A	TO	Blk	Stl	Min
		FG-FGA	FG-FGA	FT-FTA	Off	Def	Tot								
44	Sydney Umeri	f	2-3	0-0	0-0	1	3	4	4	4	0	2	1	1	25
01	Mikayla Venson	g	2-7	1-4	0-0	0	4	4	4	5	1	1	0	1	30
12	Breyana Mason	g	2-9	2-5	3-5	0	2	2	2	9	3	0	0	1	31
20	Faith Randolph	g	6-20	1-5	5-5	0	1	1	0	18	2	0	0	0	34
21	Lauren Moses	g	5-11	0-0	0-0	4	0	4	5	10	2	4	1	1	26
10	J'Kyra Brown	g	0-1	0-0	0-0	0	0	0	0	0	1	1	0	0	5
23	Alyyah Huland El	g	3-5	1-2	2-2	6	4	10	3	9	1	3	0	0	25
32	Mone Jones	g	2-7	0-1	3-4	1	1	2	3	7	1	2	0	3	24
Team						2	3	5							



Official Basketball Box Score -- Game Totals -- Final Statistics NJIT vs Virginia 12/05/15 7 p.m. at JPJ Arena, Charlottesville, Va.

NJIT 54 • 2-5

#	Player	Total		3-Ptr		Rebounds			PF	TP	A	TO	Blk	Stl	Min
		FG-FGA	FG-FGA	FT-FTA	Off	Def	Tot								
34	HORTON, Leah	f	4-7	0-0	2-2	2	5	7	5	10	0	3	0	2	30
01	DUDLEY, Alana	g	0-5	0-3	0-0	2	2	4	0	0	5	4	0	1	35
12	DUDLEY, Olivia	g	1-2	0-0	0-0	0	0	0	1	2	0	3	0	0	13
13	GUARINO, Kelly	g	8-17	7-16	1-1	0	0	0	24	1	1	0	1	30	
24	SPAHN, Camerin	g	4-9	1-4	2-2	1	2	3	2	11	2	1	0	30	
14	VETRA, Ruta	g	0-3	0-1	0-0	0	4	4	1	0	5	0	0	24	
21	RUBAN, Maria	g	0-1	0-0	0-0	0	2	2	0	0	1	0	0	10	
22	TORRES, Tatianna	g	2-6	0-0	0-0	3	0	3	3	4	3	0	0	13	
25	PICARD, Bianca	g	1-3	1-2	0-0	0	0	0	1	3	0	2	0	15	
Team						2	4	6			1				
Totals			20-53	9-26	5-5	10	19	29	15	54	12	21	0	5	200

FG % 1st Half: 10-26 38.5% 2nd half: 10-27 37.0% Game: 20-53 37.7%
 3FG % 1st Half: 4-10 40.0% 2nd half: 5-16 31.3% Game: 9-26 34.6%
 FT % 1st Half: 3-3 100.0% 2nd half: 2-2 100.0% Game: 5-5 100.0%

Virginia 81 • 6-3

#	Player	Total		3-Ptr		Rebounds			PF	TP	A	TO	Blk	Stl	Min
		FG-FGA	FG-FGA	FT-FTA	Off	Def	Tot								
21	Lauren Moses	f	7-9	0-0	0-4	5	6	11	1	14	2	2	1	0	28
44	Sydney Umeri	f	0-1	0-0	2-2	3	1	4	2	2	0	2	0	2	19
01	Mikayla Venson	g	5-13	2-5	0-0	0	1	1	0	12	5	1	0	0	28
12	Breyana Mason	g	3-4	0-1	1-1	1	1	2	0	7	2	2	0	0	24
20	Faith Randolph	g	5-12	2-5	0-0	0	2	2	2	12	0	2	0	2	28
00	Debra Ferguson	g	0-1	0-0	0-0	0	1	1	0	0	1	0	0	4	
02	Jae/Lisa Allen	g	2-2	0-0	0-0	0	0	0	0	4	0	0	0	3	
10	J'Kyra Brown	g	3-8	1-4	1-1	1	0	1	2	8	3	1	0	3	17
13	Emily Battle	g	0-0	0-0	1-2	0	1	1	0	1	0	0	0	2	
23	Alyah Huland El	g	7-10	3-5	0-0	2	4	6	1	17	4	2	0	0	23
32	Mone Jones	g	1-5	0-0	2-2	1	6	7	1	4	2	0	0	1	24
Team						3	0	3							
Totals			33-65	8-20	7-12	16	23	39	10	81	18	13	1	8	200

FG % 1st Half: 15-33 45.5% 2nd half: 18-32 56.3% Game: 33-65 50.8%
 3FG % 1st Half: 4-11 36.4% 2nd half: 4-9 44.4% Game: 8-20 40.0%
 FT % 1st Half: 3-7 42.9% 2nd half: 4-5 80.0% Game: 7-12 58.3%

Officials: Jennifer Rezac, Tom Danaher, Mark Behrens

Technical fouls: NJIT-None, Virginia-None.

Attendance: 3268

NJIT: Leah Horton fouled out at 1:42 (IV)

Score by periods	1st	2nd	3rd	4th	Total
NJIT	13	14	11	16	54
Virginia	22	15	18	26	81

Last FG - NJIT 4th-00:41, VA 4th-00:24.
Largest lead - NJIT by 11st-08:49, VA by 28 4th-01:11.
NJIT led for 00:13. VA led for 38:45. Game was tied for 01:02.

Points	In	Off	2nd	Fast	Bench
NJIT	16	12	6	2	7
VA	38	24	20	4	34

Score tied - 1 time.
Lead changed - 2 times.

Official Basketball Box Score -- Game Totals -- Final Statistics Bowling Green vs Virginia 12/08/15 11 a.m. at JPJ Arena, Charlottesville, Va.

Bowling Green 39 • 4-4

#	Player	Total		3-Ptr		Rebounds			PF	TP	A	TO	Blk	Stl	Min
		FG-FGA	FG-FGA	FT-FTA	Off	Def	Tot								
30	Miriam Justinger	f	2-6	1-3	0-0	0	0	0	1	5	0	3	0	0	19
34	Ashley Tunstall	f	2-5	0-1	3-6	2	4	6	4	7	3	4	1	0	36
32	Lauren Tibbs	c	3-6	0-1	0-0	2	6	8	4	6	0	1	1	1	21
11	Rachel Myers	g	0-1	0-1	0-0	0	0	0	0	0	0	2	0	0	13
13	Sydney Lambert	g	0-4	0-2	2-2	0	0	0	3	2	1	4	0	1	22
12	Rachel Konieczki	g	0-4	0-1	2-2	0	1	1	2	2	2	0	0	1	17
14	Carly Santoro	g	2-5	2-5	2-2	1	1	2	2	8	1	1	0	0	16
20	Sarah Baer	g	1-2	0-0	0-0	0	0	0	0	1	2	0	1	0	6
23	Kennedy Kirkpatrick	g	2-5	2-4	0-0	1	5	6	2	6	1	2	1	1	25
33	Haley Puk	g	0-3	0-3	0-0	0	0	0	0	0	0	1	0	1	7
43	Abby Siefker	g	0-3	0-1	1-4	2	3	5	1	1	1	1	0	1	16
44	Maddie Cole	g	0-0	0-0	0-0	0	1	1	0	0	0	0	0	0	2
Team						0	2	2			2				
Totals			12-44	5-22	10-16	8	23	31	20	39	7	24	4	6	200

FG % 1st Half: 6-20 30.0% 2nd half: 6-24 25.0% Game: 12-44 27.3%
 3FG % 1st Half: 2-7 28.6% 2nd half: 3-12 25.0% Game: 5-22 22.7%
 FT % 1st Half: 3-6 50.0% 2nd half: 7-10 70.0% Game: 10-16 62.5%

Virginia 68 • 7-3

#	Player	Total		3-Ptr		Rebounds			PF	TP	A	TO	Blk	Stl	Min
		FG-FGA	FG-FGA	FT-FTA	Off	Def	Tot								
21	Lauren Moses	f	5-13	0-0	2-7	6	5	11	2	12	0	3	0	1	28
44	Sydney Umeri	f	1-3	0-0	0-0	2	4	6	3	2	0	1	0	0	23
01	Mikayla Venson	g	2-9	2-8	4-4	0	3	4	10	3	4	0	1	3	32
12	Breyana Mason	g	2-5	1-4	1-2	0	2	2	2	6	2	0	0	1	23
20	Faith Randolph	g	6-11	2-6	0-0	3	4	7	0	14	4	1	0	1	26
00	Debra Ferguson	g	0-0	0-0	0-0	0	1	1	3	0	0	0	0	1	4
10	J'Kyra Brown	g	2-6	1-2	2-4	3	4	7	0	7	2	2	0	3	16
13	Emily Battle	g	0-0	0-0	0-0	0	0	0	0	0	0	1	0	0	3
23	Alyah Huland El	g	6-10	2-5	0-0	0	1	1	2	14	4	2	0	2	22
32	Mone Jones	g	1-4	0-0	1-2	1	2	3	2	3	1	0	2	0	23
Team						3	2	5							
Totals			25-61	8-25	10-19	18	28	46	18	68	16	14	3	10	200

FG % 1st Half: 15-31 48.4% 2nd half: 10-30 33.3% Game: 25-61 41.0%
 3FG % 1st Half: 5-13 38.5% 2nd half: 3-12 25.0% Game: 8-25 32.0%
 FT % 1st Half: 3-9 33.3% 2nd half: 7-10 70.0% Game: 10-19 52.6%

Officials: Edward Sidlasky, Rachele Jones, Norma Jones

Technical fouls: Bowling Green-None, Virginia-None.

Attendance: 10468

Score by periods	1st	2nd	3rd	4th	Total
Bowling Green	12	5	7	15	39
Virginia	17	21	18	12	68

Last FG - BGSU 4th-00:19, VA 4th-02:11.
Largest lead - BGSU by 2 1st-08:59, VA by 38 4th-01:49.
BGSU led for 04:31. VA led for 34:09. Game was tied for 01:20.

Points	In	Off	2nd	Fast	Bench
BGSU	12	8	4	0	19
VA	22	28	16	6	24

Score tied - 2 times.
Lead changed - 5 times.

Official Basketball Box Score -- Game Totals -- Final Statistics Charleston Southern vs Virginia 12/18/15 7 p.m. at JPJ Arena, Charlottesville, Va.

Charleston Southern 65 • 5-5

#	Player	Total		3-Ptr		Rebounds			PF	TP	A	TO	Blk	Stl	Min
		FG-FGA	FG-FGA	FT-FTA	Off	Def	Tot								
24	LAKES, Brianna	f	0-1	0-0	0-0	1	1	2	2	0	0	0	0	1	15
25	MAXIMILIEN, Monique	c	6-7	0-0	0-1	2	3	5	1	12	0	0	4	1	30
05	LONG, Nayla	g	4-7	0-2	2-4	1	1	2	1	10	2	1	0	0	28
10	BURNS, Rachel	g	0-1	0-1	2-2	0	1	1	4	2	1	4	0	0	20
23	MANN, Alyssa	g	8-18	3-7	1-2	0	1	1	1	20	4	6	0	4	30
03	JACKSON, Ke/Asia	g	1-5	0-0	1-2	1	0	1	3	3	2	2	0	1	16
13	ELLIOTT-KING, Georgi	g	1-1	1-1	0-0	0	1	1	0	3	0	1	1	0	3
14	KIPLOKS, Elyse	g	2-3	0-0	0-0	2	1	3	2	4	0	1	1	2	15
21	DOBSON, Shauntavia	g	2-6	1-5	0-0	0	0	0	0	5	4	3	0	1	20
22	HARDY, Alecia	g	0-0	0-0	0-0	0	1	1	0	0	1	0	0	0	2
42	SAUNDERS, Breanna	g	3-5	0-0	0-0	1	2	3	3	6	1	1	1	0	21
Team						5	2	7			1				
Totals			27-54	5-16	6-11	13	14	27	17	65	15	20	7	10	200

FG % 1st Half: 12-28 42.9% 2nd half: 15-26 57.7% Game: 27-54 50.0%
 3FG % 1st Half: 2-9 22.2% 2nd half: 3-7 42.9% Game: 5-16 31.3%
 FT % 1st Half: 2-4 50.0% 2nd half: 4-7 57.1% Game: 6-11 54.5%

Virginia 85 • 8-3

#	Player	Total		3-Ptr		Rebounds			PF	TP	A	TO	Blk	Stl	Min
		FG-FGA	FG-FGA	FT-FTA	Off	Def	Tot								
21	Lauren Moses	f	5-8	0-0	0-0	5	2								

Official Basketball Box Score -- Game Totals -- Final Statistics
Coppin State vs Virginia
 12/28/15 7 p.m. at JPJ Arena, Charlottesville, Va.

Coppin State 40 • 2-9

#	Player	Total			3-Ptr			Rebounds			PF	TP	A	TO	Blk	Stl	Min
		FG-FGA	FG-FGA	FT-FTA	FG-FGA	FG-FGA	FT-FTA	Off	Def	Tot							
01	Janelle Lane	f	3-8	0-0	4-7	1	2	3	4	10	0	3	2	0	29		
02	Genesis Lucas	g	2-8	0-2	0-0	0	0	0	0	4	7	8	0	1	35		
10	Amber Griffin	g	2-8	0-1	1-4	0	3	3	5	1	2	0	4	38			
21	Keena Samuels	g	3-9	0-0	0-1	0	2	2	5	6	0	3	0	0	19		
23	Jordan Swails	g	2-5	0-0	0-0	1	3	4	2	4	1	4	1	2	29		
03	Tanayasa Henderson	g	1-6	1-1	0-0	1	1	2	2	3	0	1	0	0	15		
04	D'Ajahnae Smith	g	0-1	0-1	0-0	1	0	1	1	0	0	0	0	0	2		
20	Vanessa Neal	g	0-2	0-1	0-0	0	2	2	0	0	0	1	0	1	12		
24	Alexis Taylor	g	0-0	0-0	0-0	0	0	0	0	0	0	0	0	0	2		
32	Omaah Tayong	g	4-8	0-0	0-1	4	2	6	4	8	0	1	1	0	16		
34	Oluwaseun Adeniji	g	0-0	0-0	0-0	0	0	0	0	0	0	0	0	0	3		
Team						2	2	4									
Totals			17-55	1-6	5-13	10	17	27	21	40	9	23	4	8	200		

FG % 1st Half: 8-28 28.6% 2nd half: 9-27 33.3% Game: 17-55 30.9% Deadball Rebounds: 4
 3FG % 1st Half: 0-1 0.0% 2nd half: 1-5 20.0% Game: 1-6 16.7%
 FT % 1st Half: 1-5 20.0% 2nd half: 4-8 50.0% Game: 5-13 38.5%

Virginia 75 • 9-4

#	Player	Total			3-Ptr			Rebounds			PF	TP	A	TO	Blk	Stl	Min
		FG-FGA	FG-FGA	FT-FTA	FG-FGA	FG-FGA	FT-FTA	Off	Def	Tot							
21	Lauren Moses	f	7-8	0-0	3-6	3	2	5	2	17	1	0	1	0	28		
44	Sydney Umeri	f	0-1	0-0	3-4	1	2	3	0	3	0	1	1	1	21		
01	Mikayla Venson	g	6-11	2-3	2-2	0	3	3	1	16	4	4	1	1	31		
12	Breyana Mason	g	3-8	2-3	2-2	0	5	5	3	10	3	4	0	4	27		
20	Faith Randolph	g	2-8	0-3	5-6	1	6	7	0	9	6	3	0	2	28		
00	Debra Ferguson	g	0-1	0-0	0-0	0	1	1	0	0	0	1	0	0	4		
02	Jae'Lisa Allen	g	0-0	0-0	0-0	0	1	1	0	0	0	0	0	0	2		
10	J'Kyra Brown	g	2-6	1-2	2-2	2	4	6	1	7	2	1	0	0	22		
13	Emily Battle	g	0-0	0-0	0-0	0	0	0	0	0	0	0	0	0	2		
23	Aliyah Huland El	g	2-6	1-2	4-4	3	2	5	4	9	1	4	1	2	20		
32	Mone Jones	g	2-4	0-0	0-0	0	1	1	2	4	0	2	0	1	15		
Team						3	5	8									
Totals			24-53	6-13	21-26	13	32	45	13	75	17	20	4	11	200		

FG % 1st Half: 12-29 41.4% 2nd half: 12-24 50.0% Game: 24-53 45.3% Deadball Rebounds: 4
 3FG % 1st Half: 1-4 25.0% 2nd half: 5-9 55.6% Game: 6-13 46.2%
 FT % 1st Half: 14-16 87.5% 2nd half: 7-10 70.0% Game: 21-26 80.8%

Officials: Wesley Dean, Daryl Humphrey, Tony Lipa
 Technical fouls: Coppin State-None. Virginia-None.
 Attendance: 3062
 Cavalier Classic Presented by Holiday Inn University Area
 Coppin: Keena Samuels fouled out at 3:26 (IV)

Score by periods	1st	2nd	3rd	4th	Total
Coppin State	10	7	17	6	40
Virginia	19	20	16	20	75

Points	In	Off	2nd	Fast	Bench
COPPIN	Paint	T/O	Chance	Break	
COPPIN	18	12	4	0	11
VA	28	28	16	6	20

Last FG - COPPIN 4th-02:37, VA 4th-03:09.
 Largest lead - COPPIN None, VA by 35 4th-00:47.
 COPPIN led for 00:00. VA led for 38:23. Game was tied for 01:37.

Score tied - 0 times.
 Lead changed - 0 times.

Official Basketball Box Score -- Game Totals -- Final Statistics
Richmond vs Virginia
 12/29/15 7 p.m. at JPJ Arena, Charlottesville, Va.

Richmond 51 • 7-6

#	Player	Total			3-Ptr			Rebounds			PF	TP	A	TO	Blk	Stl	Min
		FG-FGA	FG-FGA	FT-FTA	FG-FGA	FG-FGA	FT-FTA	Off	Def	Tot							
15	WIKE, Karleigh	f	3-8	0-0	0-0	2	4	6	1	6	0	0	2	1	27		
21	GREENE, Salita	f	2-5	0-0	4-4	1	5	6	1	8	1	4	0	0	20		
00	MURPHREE, Kylie	g	1-2	1-1	0-0	0	3	3	0	3	1	2	0	1	30		
04	HUBBARD, Janelle	g	3-16	0-5	2-2	1	5	6	1	8	2	3	0	0	30		
11	PARSON, Micaela	g	3-6	0-1	2-4	2	1	3	1	8	6	3	0	2	30		
01	Powell, Bria	g	1-5	0-0	2-2	0	2	2	0	4	1	1	0	0	20		
10	HALL, Dazia	g	0-0	0-0	0-0	0	0	0	1	0	0	1	0	0	8		
13	MURPHY, Taisha	g	5-7	4-6	0-0	0	2	2	2	14	1	0	0	0	17		
14	HUDALLA, Alicia	g	0-1	0-0	0-0	0	0	0	0	0	0	0	0	0	7		
32	HARRISON, Rennie	g	0-2	0-0	0-0	1	0	1	0	0	0	0	0	0	11		
Team						1	1	2									
Totals			18-52	5-13	10-12	8	23	31	7	51	12	15	2	4	200		

FG % 1st Half: 9-25 36.0% 2nd half: 9-27 33.3% Game: 18-52 34.6% Deadball Rebounds: 1
 3FG % 1st Half: 1-5 20.0% 2nd half: 4-8 50.0% Game: 5-13 38.5%
 FT % 1st Half: 4-6 66.7% 2nd half: 6-6 100.0% Game: 10-12 83.3%

Virginia 71 • 10-4

#	Player	Total			3-Ptr			Rebounds			PF	TP	A	TO	Blk	Stl	Min
		FG-FGA	FG-FGA	FT-FTA	FG-FGA	FG-FGA	FT-FTA	Off	Def	Tot							
21	Lauren Moses	f	5-12	0-0	3-4	7	7	14	4	13	1	4	1	1	27		
44	Sydney Umeri	f	1-4	0-0	0-0	3	3	6	1	2	0	1	1	0	22		
01	Mikayla Venson	g	5-14	1-6	0-0	0	1	1	0	11	0	1	0	0	33		
12	Breyana Mason	g	3-8	1-3	0-0	1	7	8	2	7	5	0	0	3	33		
20	Faith Randolph	g	5-10	0-3	1-2	1	1	2	2	11	5	2	0	1	35		
00	Debra Ferguson	g	0-1	0-0	0-0	0	0	0	1	0	0	0	0	0	1		
10	J'Kyra Brown	g	3-4	2-3	0-0	1	2	3	1	8	2	0	0	1	12		
23	Aliyah Huland El	g	6-9	1-4	0-0	1	1	2	1	13	0	0	0	0	19		
32	Mone Jones	g	3-7	0-1	0-0	1	3	4	3	6	1	0	0	0	18		
Team						1	2	3									
Totals			31-69	5-20	4-6	16	27	43	15	71	14	8	2	6	200		

FG % 1st Half: 18-38 47.4% 2nd half: 13-31 41.9% Game: 31-69 44.9% Deadball Rebounds: 1
 3FG % 1st Half: 4-12 33.3% 2nd half: 1-8 12.5% Game: 5-20 25.0%
 FT % 1st Half: 1-2 50.0% 2nd half: 3-4 75.0% Game: 4-6 66.7%

Officials: Karen Preato, Wesley Dean, Joanne Aldrich
 Technical fouls: Richmond-None. Virginia-None.
 Attendance: 3190
 2015 Cavalier Classic Presented by Holiday Inn University Area

Score by periods	1st	2nd	3rd	4th	Total
Richmond	8	15	11	17	51
Virginia	17	24	18	12	71

Points	In	Off	2nd	Fast	Bench
RICHMOND	Paint	T/O	Chance	Break	
RICHMOND	18	6	2	0	18
VA	30	20	19	4	27

Last FG - RICHMOND 4th-00:10, VA 4th-00:29.
 Largest lead - RICHMOND by 4 1st-08:35, VA by 25 3rd-01:16.
 RICHMOND led for 01:43. VA led for 37:09. Game was tied for 01:08.

Score tied - 1 time.
 Lead changed - 1 time.

Official Basketball Box Score -- Game Totals -- Final Statistics
Miami vs Virginia
 01/03/16 1 p.m. at JPJ Arena, Charlottesville, Va.

Miami 56 • 13-2, 1-1 ACC

#	Player	Total			3-Ptr			Rebounds			PF	TP	A	TO	Blk	Stl	Min
		FG-FGA	FG-FGA	FT-FTA	FG-FGA	FG-FGA	FT-FTA	Off	Def	Tot							
20	Keyona Hayes	f	3-4	0-0	3-5	1	4	5	1	9	2	3	0	0	21		
21	Emese Hof	c	4-6	0-0	0-0	1	2	3	1	8	1	4	0	1	20		
03	Jessica Thomas	g	4-11	2-6	2-2	1	1	2	1	12	3	5	0	3	35		
10	Michelle Woods	g	0-5	0-2	0-0	1	2	3	3	0	1	4	0	2	26		
23	Adrienne Motley	g	0-9	0-3	5-6	2	1	3	3	5	1	3	0	0	23		
00	Keyanna Harris	g	0-1	0-0	0-0	0	2	2	1	0	1	1	1	2	11		
01	Laura Cornelius	g	3-6	1-3	0-0	0	4	4	4	7	2	3	0	0	28		
22	Zada Williams	g	1-1	0-0	0-0	1	0	1	1	2	0	0	0	0	3		
25	Khaila Prather	g	2-4	0-0	0-0	2	2	4	0	4	0	3	0	0	12		
30	Erykah Davenport	g	4-7	0-0	1-4	2	3	5	5	9	0	1	0	1	21		
Team						3	4	7									
Totals			21-54	3-14	11-17	14	25	39	20	56	11	28	1	9	200		

FG % 1st Half: 7-23 30.4% 2nd half: 14-31 45.2% Game: 21-54 38.9% Deadball Rebounds: 2
 3FG % 1st Half: 1-6 16.7% 2nd half: 2-8 25.0% Game: 3-14 21.4%
 FT % 1st Half: 5-6 83.3% 2nd half: 6-11 54.5% Game: 11-17 64.7%

Virginia 76 • 11-4, 1-0 ACC

#	Player	Total			3-Ptr			Rebounds			PF	TP	A	TO	Blk	Stl	Min
		FG-FGA	FG-FGA	FT-FTA	FG-FGA	FG-FGA	FT-FTA	Off	Def	Tot							
21	Lauren Moses	f	7-11	0-0	2-4	2	4	6	4	16	0	3	2	3	32		
44	Sydney Umeri	f	1-4	0-0	0-0	0	1	1	3	2	1	1	1	1	18		
01	Mikayla Venson	g	4-12	1-2	3-4	0	0	0	2	12	5	5	0	1	36		
12	Breyana Mason	g	7-11	0-0	0-0	1	6	7	0	14	3	2	0	1	33		
20	Faith Randolph	g	5-11	1-3	5-6	1	3	4	2	16	8	1	0	4	32		
10	J'Kyra Brown	g	1-2	1-1	0-0	0	1	1	1	3	1	1	0	0	11		
23	Aliyah Huland El	g	3-6	3-3	2-2	3	11	1	1	11	1	1	3	0	27		
32	Mone Jones	g	1-3	0-0	0-0	0	1	1	1	2	0	2	1	0	11		
Team						4	5										

2015-16 VIRGINIA SEASON RESULTS & LEADERS

RECORD:	OVERALL	HOME	AWAY	NEUTRAL
ALL GAMES	11-4	8-1	2-1	1-2
CONFERENCE	1-0	0-0	0-0	0-0
NON-CONFERENCE	10-4	8-1	2-1	1-2

UVA.										
Date	Rank	Opponent	Score	W/L	Rec.	ACC	Attend.	High Scorer	High Reb.	Opp. High Scr
11/13	--/RV	@Mid Tenn	70-66	W	1-0	0-0	5613	Moses 13	Umeri 6	Edwards 30
11/16	--/RV	NORFOLK ST	86-50	W	2-0	0-0	3495	Randolph 17	LM/FR 7	Beslow 15
11/19	--/RV	@Auburn	69-52	W	3-0	0-0	1675	Huland EI 20	LM/SU/FR 6	McKay 16
11/22	--/RV	LONGWOOD	81-46	W	4-0	0-0	3616	Huland EI 20	Moses 9	Skersick 12
11/26	--/RV	vs Green Bay	68-59	W	5-0	0-0	488	Venson 25	Moses 8	Buck 24
11/27	--/RV	vs Rutgers	60-48	L	5-1	0-0		Moses 18	Moses 7	Copper 21
11/28	--/RV	vs Tulane	67-62	L	5-2	0-0		Randolph 18	Huland EI 10	Morgan 21
12/02		No. 24 Iowa	85-73	L	5-3	0-0	3360	Venson 28	Moses 5	Kastanek 22
12/05		NJIT	81-54	W	6-3	0-0	3268	Huland EI 17	Moses 11	Guarino 24
12/08		BOWLING GREEN	68-39	W	7-3	0-0	10048	FR, AHE 14	Moses 11	Tibbs 8
12/18		CHARLESTON SO	85-65	W	8-3	0-0	2975	Venson 24	Moses 7	Mann 20
12/21		@No. 9 Ohio State	93-73	L	8-4	0-0	4778	Randolph 26	Moses 10	Alston 24
12/28		COPPIN STATE	75-40	W	9-4	0-0	3062	Moses 17	Randolph 7	Lane 10
12/29		RICHMOND	71-51	W	10-4	0-0	3190	AHE, LM 13	Moses 14	Murphy 14
01/03		No. 22 MIAMI	76-56	W	11-4	1-0	3656	FR, LM 16	Mason 7	Thomas 12



2015-16 POINTS-REBS-ASSISTS

OPPONENT	ALLEN	BATTLE	BROWN	FERGUSON	HULAND EL	JONES
Middle Tennessee	DNP	DNP	10-4-1	2-0-0	10-3-2	6-5-0
NORFOLK ST	0-1-0	2-1-0	11-2-3	4-3-0	10-2-2	10-6-1
Auburn	DNP	DNP	4-3-2	DNP	20-5-2	2-3-0
LONGWOOD	0-0-0	0-0-0	4-5-2	2-1-0	20-7-2	7-6-1
Green Bay	DNP	DNP	2-0-0	DNP	5-1-0	0-0-2
Rutgers	DNP	DNP	6-1-1	DNP	0-0-0	2-2-0
Tulane	DNP	DNP	0-0-1	DNP	9-10-1	7-2-1
IOWA	DNP	DNP	0-1-0	DNP	4-3-0	2-1-0
NJIT	4-0-0	1-1-0	8-1-3	0-1-0	17-6-4	4-7-2
BOWLING GR	DNP	0-0-0	7-7-2	0-1-0	14-1-4	3-3-1
CHAR SOUTH	DNP	DNP	10-6-1	1-0-0	12-5-1	INJ
Ohio State	DNP	DNP	0-1-0	DNP	12-3-2	0-2-0
COPPIN	0-1-0	0-0-0	7-6-2	0-1-0	9-5-1	4-1-0
RICHMOND	DNP	DNP	8-3-2	0-0-0	13-2-0	6-4-1
MIAMI	DNP	DNP	3-1-1	DNP	11-2-1	2-1-0
NOTRE DAME						
Wake Forest						
LOUISVILLE						
Georgia Tech						
at FSU						
PITT						
NC State						
Duke						
VIRGINIA TECH						
SYRACUSE						
at BC						
Louisville						
CLEMSON						
NORTH CAROLINA						
VTech						

OPPONENT	MASON	MOSES	PAYNE	RANDOLPH	UMERI	VENSON
Middle Tennessee	11-2-2	13-4-2	INJ	8-5-0	0-6-2	10-5-3
NORFOLK ST	10-3-3	12-7-1	INJ	17-7-4	0-1-0	10-2-2
Auburn	6-1-2	8-6-1	INJ	15-6-4	0-6-1	14-1-1
LONGWOOD	14-6-1	6-9-2	INJ	14-8-3	2-3-1	12-2-3
Green Bay	16-2-1	3-8-2	INJ	15-3-1	2-5-0	25-4-2
Rutgers	1-5-2	18-7-0	INJ	5-3-2	6-4-1	10-2-2
Tulane	9-2-3	10-4-2	INJ	18-1-2	4-4-0	5-4-1
IOWA	10-4-2	11-5-1	INJ	12-3-2	6-0-1	28-1-3
NJIT	7-2-2	14-11-2	INJ	12-2-0	2-4-0	12-5-1
BOWLING GR	6-2-2	12-11-0	INJ	14-7-4	2-6-0	10-3-3
CHAR SOUTH	3-2-3	10-7-1	INJ	17-6-8	8-5-0	24-3-6
Ohio State	6-2-6	5-10-1	INJ	26-1-1	0-7-0	24-4-3
COPPIN	10-5-3	17-5-1	INJ	9-7-6	3-3-0	16-3-4
RICHMOND	7-8-5	13-14-1	INJ	11-2-5	2-6-0	11-1-0
MIAMI	14-7-3	16-6-0	INJ	16-4-8	2-1-1	12-0-5
NOTRE DAME						
Wake Forest						
LOUISVILLE						
Georgia Tech						
at FSU						
PITT						
NC State						
Duke						
VIRGINIA TECH						
SYRACUSE						
at BC						
Louisville						
CLEMSON						
NORTH CAROLINA						
VirginiaTech						



MISCELLANEOUS STATS

VIRGINIA

OPPONENT

Bench Points	274 (21.1)	208 (16.0)
FG Percentage- Home	239-504 (.474)	161-443 (.363)
FG Percentage- Road	72-193 (.373)	77-178 (.433)
FG Percentage- Neutral	60-169 (.355)	65-142 (.458)
Most Points - Quarter	28 (4x)	27 (4th at Ohio State 12/21)
Fewest Points- Quarter	7 (1st vs Tulane 11/28)	4 (3rd vs Longwood 11/22)
Most Points- Half	45 (1st vs Norfolk St 11/16)	50 (2nd at Ohio State 12/21)
Fewest Points- Half	21 (2nd vs Rutgers 11/27)	17 (2x last 1st vs Coppin 12/28)
Largest Halftime Lead	22 (2x last Coppin 12/28)		
Largest Halftime Deficit	14 at Ohio State (12/21)		

VIRGINIA'S RECORD WHEN

Game decided by 10 pts or less	2-1
Leading at halftime	9-0
Trailing at halftime	1-4
Tied at halftime	0-0
Went into overtime	0-0
Leading by 10 or more points	10-0
Shot FG 50% or better	2-1
Shot FG less than 50%	8-3
Shot FG less than 40%	1-3
Shot FG 40% or better	9-1
Holding opponent under 60 pts	8-0
Scoring 30-39 points	0-0
Scoring 40-49 points	0-1
Scoring 50-59 points	0-0
Scoring 60-69 points	3-1
Scoring 70-79 points	3-2
Scoring 80-89 points	4-0
Scoring 90-100 points	0-0
Outrebounding opponent	7-0
Being outrebounded	3-4
Tied in rebounding	0-0
Have fewer TOs than opponent	10-3
Committing 15 or less TOs	5-2

SCORING BENCHMARKS

GAMES WITH 20 OR MORE POINTS IN 15-16

Mikayla Venson	4
Aliyah Huland El	2
Faith Randolph	1

GAMES WITH 10 OR MORE POINTS IN 15-16

Mikayla Venson	13
Faith Randolph	11
Lauren Moses	10
Aliyah Huland El	9
Breyana Mason	6
J'Kyra Brown	3
Moné Jones	1

GAMES WITH 10 OR MORE REBOUNDS IN 15-16

Lauren Moses	4
Aliyah Huland El	1

DOUBLE DOUBLES IN 15-16

Lauren Moses	3
------------------------	---



2015-16 HIGHS/LOWS

VIRGINIA HIGHS

Points 86 vs Norfolk State 11/16/15
 FG Made 33 (3x) last vs NJIT 12/05/15
 FG Attempts 71 vs Longwood 11/22/15
 FG %516 (33-64) vs Norfolk State 11/14/15
 3FG Made11 at Ohio State 12/21/15
 3FG Attempts 24 vs Charleston Southern 12/18/15
 3FG %667 (6-9) vs Miami 01/03/16
 Free Throws Made 22 vs Green Bay 11/26/15
 Free Throw Attempts 24 (2x) last vs Green Bay 11/26/15
 Free Throw %917 (22-24) vs Green Bay 11/26/15
 Rebounds 51 vs Longwood 11/22/15
 Assists 20 vs Charleston Southern 12/18/15
 Steals 15 at Middle Tennessee 11/13/15
 Blocked Shots 7 (2x) last vs Miami 01/03/15
 Turnovers 21 at Middle Tennessee 11/13/15
 Fouls 27 at Middle Tennessee 11/13/15

OPPONENT HIGHS

. 93 at Ohio State 12/21/15
 37 at Ohio State 12/21/15
 77 vs Norfolk State 11/14/15
573 (22-41) vs Rutgers 11/27/15
 10 vs Iowa 12/02/15
 26 vs NJIT 12/05/15
750 (3-4) vs Rutgers 11/27/15
 22 at Middle Tennessee 11/13/15
 35 at Middle Tennessee 11/13/15
 5-5 vs NJIT 12/05/15
 833 (10-12) vs Richmond 12/29/15
 46 vs Norfolk State 11/16/15
 17 vs Iowa 12/02/15
 12 at Middle Tennessee 11/13/15
 8 at Ohio State 12/21/15
 28 vs Miami 01/03/16
 23 vs Green Bay 11/26/15

VIRGINIA LOWS

Points 48 vs Rutgers 11/27/15
 FG Made 17 vs Rutgers 11/27/15
 FG Attempts 47 vs Green Bay 11/26/15
 FG %288 (17-59) vs Rutgers 11/27/15
 3FG Made 2 vs Longwood 11/22/15
 3FG Attempts 9 vs Miami 01/03/15
 3FG %133 (2-15) vs Longwood 11/22/15
 Free Throws Made 4 vs Richmond 12/29/15
 Free Throw Attempts 6 vs Richmond 12/29/15
 Free Throw %556 (10-18) vs Rutgers 11/27/15
 Rebounds 25 vs Iowa 12/02/15
 Assists 8 vs Green Bay 11/26/15
 Steals 5 vs Rutgers 11/27/15
 Blocked Shots 1 vs NJIT 12/05/15
 Turnovers 8 vs Richmond 12/29/15
 Fouls 10 vs NJIT 12/05/15

OPPONENT LOWS

. 39 vs Bowling Green 12/08/15
 12 vs Bowling Green 12/08/15
 41 vs Rutgers 11/27/15
273 (2x) (12-44) last vs Bowling Green 12/08/15
 1 vs Coppin State 12/28/15
 4 vs Rutgers 11/27/15
118 (2-17) vs Norfolk State 11/16/15
 5 (2x) last vs Coppin State 12/28/15
 5 vs NJIT 12/05/15
385 (5-13) vs Coppin State 12/28/15
 27 (2x) last vs Coppin State 12/28/15
 5 at Auburn 11/19/15
 3 (2x) last vs Green Bay 11/26/15
 0 vs NJIT 12/05/15
 15 vs Ohio State 12/21/15
 7 vs Richmond 12/29/15

VIRGINIA INDIVIDUAL HIGHS

Points 28 Venson vs Iowa 12/02/15
 FG Made 9 (3x) last Venson vs CSU 12/18/15
 FG Attempts 20 Randolph vs Tulane 11/28/15
 FG % 7-8 (.875) Moses vs Coppin State 12/28/15
 3FG Made 4(2x) last Venson vs CSU 12/18/15
 3FG Attempts 10 Venson vs Iowa 12/02/15
 3FG Percentage 4-5 Venson at Ohio State 12/21/15
 3-3 Huland El vs Miami 01/03/16
 FT Made 8 Venson vs Green Bay 11/26/15
 FT Attempts 10 Moses vs Rutgers 11/27/15
 FT Percentage 8-8 Venson vs Green Bay 11/26/15
 Rebounds 14 Moses vs Richmond 12/29/15
 Assists 8 Randolph (2x) last vs Miami 01/03/15
 Steals 5 Mason vs Green Bay 11/26/15
 Blocked Shots 3 Huland El (2x) last vs Miami 01/03/16
 Turnovers 6 Venson at Middle Tennessee 11/13/15

OPPONENT INDIVIDUAL HIGHS

. 30 Edwards at Middle Tennessee 11/13/15
 10 Alston at Ohio State 12/21/15
 19 (2x) last Alston at Ohio State 12/21/15
 5-5 Butts vs Rutgers 11/27/15
 7 Guarino vs NJIT 12/05/15
 16 Guarino vs NJIT 12/05/15
 2-2 Parker vs Rutgers 11/27/15
 9 Edwards at Middle Tennessee 11/13/15
 12 Edwards at Middle Tennessee 11/13/15
 6-6 (2x)
 15 Beslow vs Norfolk State 11/16/15
 6 (4X) last Parson vs Richmond 12/29/15
 6 Jones at Middle Tennessee 11/13/15
 6 Hart at Ohio State 12/21/15
 8 (2x) last Lucas vs Coppin State 12/28/15



THE LAST TIME

VIRGINIA INDIVIDUALS

- **Two UVA players with double-doubles in the same game:** at Clemson 2/01/15 (Moses 15-10, Imovbioh 15-13)
- **Four players in double figures:** vs Miami 01/03/15 (Moses 16, Randolph 16, Mason 14, Venson 12, Huland El 11)
- **Five players in double figures:** vs Miami 01/03/15 (Moses 16, Randolph 16, Mason 14, Venson 12, Huland El 11)
- **Six players in double figures:** vs Norfolk State 11/16/15 (Randolph 17, Moses 12, Brown 11, Venson 10, Mason 10, Huland El 10, Jones 10)
- **Seven players in double figures:** vs Norfolk State 11/16/15 (Randolph 17, Moses 12, Brown 11, Venson 10, Mason 10, Huland El 10, Jones 10)
- **Scored 20 points:** 26 Randolph/24 Venson at Ohio State, 12/21/15
- **Scored 25 points:** 26, Faith Randolph at Ohio State, 12/21/15
- **Scored 30 points:** 34, Monica Wright vs. Green Bay, 03/21/10
- **Scored 40 points:** **48, Mimi Kennedy at North Carolina, 01/15/98
- **A non-starter scored 20 or more points:** 20 Aliyah Huland El vs Longwood 11/22/15
- **Two or more Hoos scored 20 or more points in the same game:** at Ohio State (Ranolph 26, Venson 24)
- **Perfect from the field (5 attempts):** 7-7, Imovbioh vs Louisville 03/01/15
- **Perfect at FT line (10 attempts):** 11-11, Monica Wright vs North Carolina, 02/15/10
- **Perfect at FT line (9 attempts):** 9-9, Faith Randolph vs Louisville 03/01/15
- **Perfect at FT line (8 attempts):** 9-9, Faith Randolph vs Louisville 03/01/15
- **Had 20 Free throw attempts:** **20, Brandi Teamer at Wake Forest, 01/6/05
- **Had 15 rebounds:** 17, Sarah Imovbioh vs Louisville 03/01/15
- **Had 20 rebounds:** 24, Sarah Imovbioh vs Ohio State 11/14/14
- **Had 10 assists:** 11, Sharneé Zoll vs. Georgia Tech, 03/2/08
- **Had 6 steals:** 6, Kelsey Wolfe at Miami, 01/06/13
- **Blocked 5 shots:** 5, Jocelyn Logan-Friend at North Carolina, 02/24/05

VIRGINIA TEAM

- **UVA ranked in AP Top 25:** #22, 11/21/12
- **UVA ranked USA Today Top 25:** #22, 3/8/10
- **Played AP No. 1 team:** #1 Duke, L 79-58, 3/2/07
- **Defeated AP No. 1 team:** #1 Maryland, 75-74, 2/11/92
- **Defeated AP Top 10 team:** #8 Louisville, 75-59, 03/01/15
- **Defeated AP Top 25 team:** #22 Miami, 76-56, 01/03/16

FIELD GOAL SHOOTING

- **Shot 50 percent:** .508 (33-65) vs NJIT 12/5/15
- **Shot 60 percent:** .623 (33-53) vs Georgia Tech, 3/02/08
- **Shot 70 percent:** **.700 (42-60) at Wake Forest, 1/07/87
- **Made 40-49 field goals:** 42 vs Wake Forest, 1/7/87
- **Made 50 field goals:** **54 vs Cleveland State, 11/29/95
- **Attempted 60-69 FG:** 63 vs Tulane 11/28/15
- **Attempted 70-79 FG:** 71 vs Delaware St, 12/6/14
- **Attempted 80 FG:** 85 at NC State, 2/10/11

THREE-POINT SHOOTING

- **Shot 50 percent:** .667 (6-9) vs Miami 01/03/16
- **Shot 60 percent:** .667 (6-9) vs Miami 01/03/16
- **Shot 70 percent:** .750 (6-8) vs Louisville 03/01/15
- **Shot 80 percent:** .857 (6-7) vs St. John's, 03/19/88
- **Made 10 three-pt. field goals:** 10 at Clemson 2/01/15
- **Attempted 20 three-pt. FG:** 26 (made 13) vs BC 1/15/15

FREE THROW SHOOTING

- **Shot 80 percent:** .808 (21-26) vs Coppin State, 12/28/15
- **Shot 90 percent:** .917 (22-24) vs Green Bay, 11/26/15
- **Shot 100 percent:** 6-6 vs. Duke, 02/8/13
- **Made 20 free throws:** 21 vs Coppin State 12/28/15
- **Made 30 free throws:** 30 vs. North Carolina, 02/20/14
- **Attempted 30 FT:** 33 vs Louisville 03/01/15
- **Attempted 40 FT:** 44 vs. Indiana, 11/26/09
- **Attempted 50 FT:** **54 at Wake Forest, 01/6/05

SCORING

- **Scored 80 points:** 85 vs Charleston Southern 12/18/15
- **Scored 90 points:** 91 vs Longwood 12/16/14
- **Scored 100 points:** 100 vs Delaware St, 12/6/14

REBOUNDING

- **Had 50 rebounds:** 51 vs Ohio State 11/14/14
- **Had 60 rebounds:** 63 at Alabama, 12/21/12
- **Had 70 rebounds:** **77 vs. Rider, 12/19/96

ASSISTS

- **Had 20 assists:** 20 vs Charleston Southern, 12/18/15
- **Had 30 assists:** **37 vs. Cleveland State, 11/29/95

STEALS

- **Had 15 steals:** 15 at Middle Tenn, 11/13/15
- **Had 20 steals:** 22 vs UMES, 12/17/13
- **Had 25 steals:** 26 vs. Clemson, 02/12/12
- **UVA forced 30 turnovers:** 35 vs. UMES, 12/17/13
- **UVA committed 30 turnovers:** 32 at Alabama, 12/21/12

MISCELLANEOUS

- **UVA in OT:** L, 68-63 at Pitt 2/19/15
- **UVA in 2OT:** L, 73-70 at Alabama, 12/21/12
- **UVA in 3OT:** W, 105-100 at North Carolina, 01/15/98
- **UVA shot 60% from the floor in first half:** .621 (18-29) at Clemson 2/01/15
- **UVA shot 60% from the floor in second half:** .639 (23-36) vs Longwood 12/16/14
- **UVA shot less than 20% from floor first half:** .192 (5-26) at Maryland, 12/06/12
- **UVA shot less than 30% from floor first half:** .256 (10-39) at Syracuse, 01/11/15
- **UVA shot less than 30% from floor 2nd half:** .294 (10-34) at Clemson 2/01/15
- **UVA scored less than 15 points in first half:** 13 at Florida State, 01/8/06
- **UVA held opp to less than 15 points first half:** 14 vs. Virginia Tech, 01/03/13
- **UVA held opp to less than 10 points first half:** 6 vs. Norfolk State, 12/28/12
- **UVA held opponent to less than 30 points:** 23 vs. Norfolk State, 12/28/12
- **UVA failed to make at least one three-pointer:** 0-10 vs. Kansas State, 11/29/13
- **Opponent failed to make at least one three-pointer:** 0-9 at Louisville, 01/18/15

**school record



00

DEBRA FERGUSON

Center • Freshman
6-4
Amherst County High
Madison Heights, Va.



1

MIKAYLA VENSON

Guard • Sophomore
5-7
Yorktown High
Arlington, Va.



2

JAE'LISA ALLEN

Forward • Sophomore
6-2
White Hall High
Pine Bluff, Ark.



10

J'KYRA BROWN

Guard • Redshirt Sophomore
5-11
Rocky Mount High
East Carolina Univ.
Rocky Mount, N.C.



12

BREYANA MASON

Guard • Junior
5-8
Forest Park High
Woodbridge, Va.



13

EMILY BATTLE

Forward • Freshman
6-1
St. Anne's-Belfield
Charlottesville, Va.



20

FAITH RANDOLPH

Guard • Senior
5-10
Our Lady of Good Counsel
Derwood, Md.



21

LAUREN MOSES

Forward • Sophomore
6-2
Rancocas High
Mount Holly, N.J.



23

ALIYAH HULAND EL

Guard • Sophomore
6-1
Randolph High
Randolph, N.J.



32

MONÉ JONES

Forward • Freshman
6-2
Riverside High
Durham, N.C.



35

SHAKYNA PAYNE

Forward • Freshman
6-1
SW Atlanta Christian Academy
Acworth, Ga.



44

SYDNEY UMERI

Forward • Junior
6-1
The Lovett School
Acworth, Ga.



JOANNE BOYLE

Head Coach
Fifth Season



KIM MCNEILL

Associate Head Coach
Fifth Season



LA'KESHIA FRETT MEREDITH

Assistant Coach
Third Season



CORY MCNEILL


Assistant Coach
Fifth Season



SARAH HOLSINGER

Asst. AD/Operations
Fifth Season

2015-16 WOMEN'S BASKETBALL RULES CHANGES



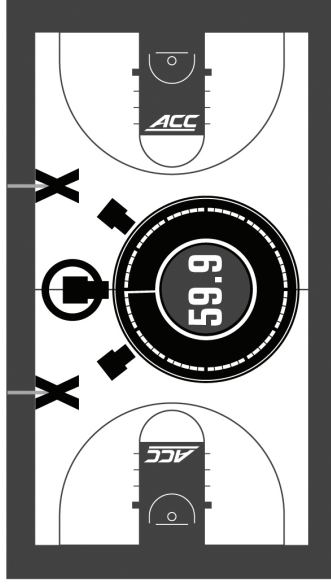
7 MEDIA TIMEOUTS LASTING FOR **2:45** (FIRST HORN 2:30)

P1 | ≤ 5:00 OR 1ST TEAM CALLED
— INTERMISSION MEDIA TIMEOUT —

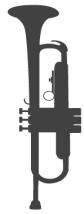
P2 | ≤ 5:00 OR 1ST TEAM CALLED
— INTERMISSION MEDIA TIMEOUT —

P3 | ≤ 5:00 OR 1ST TEAM CALLED
— INTERMISSION MEDIA TIMEOUT —

P4 | ≤ 5:00 OR 1ST TEAM CALLED
+FIRST TEAM-CALLED IN 2ND HALF IS MEDIA TIMEOUT



OPTION TO ADVANCE THE BALL TO THE
28-FOOT MARK THE FRONTCOURT WHEN CALLING
A **TIMEOUT WITH POSSESSION DURING THE LAST 59.9 SECONDS OF THE 4TH PERIOD**
— AND ALSO OF EACH OVERTIME —



PERMITTED TO PLAY DURING ANY DEAD BALL 🎵

