

VIRGINIA

JORDAN MACK
ALL-ACC

BRYCE PERKINS
ALL-ACC

JOE REED
ALL-AMERICAN
ALL-ACC



2019 CAPITAL ONE
ORANGE BOWL GUIDE
DEC. 30, 2019 | 8 PM | HARD ROCK STADIUM | MIAMI GARDENS, FL | **ESPN**



2019 VIRGINIA ORANGE BOWL GUIDE

**MEDIA INFORMATION**

Table of Contents	1
Virginia Football Information	2
Media Relations Information	2
Depth Chart	3
Virginia Rosters	4-5
Pronunciation Guide	5
2019 Postseason Honors	6
University of Virginia Facts	6

ORANGE BOWL GAME NOTES

Game Information	7
Virginia vs. Florida	8-9
Team Notes	10-18
ACC Standings/Preseason Poll	10
Season Honors & Awards	14
Did You Know?	15
Career Starts	17
2019 UVA Opponents	17
UVA Overtime Games	17
Game-Winning Field Goals	18
Active Reception Streak	18
100-yd Rushing/Receiving Games	18
200/300 Passing Games	18
Bryce Perkins	19
Bryce Hall	20
Last Minute Game-Winning Scores	21
Opening Drives/Goal-to-Goal	21
NCAA & ACC Stat Leaders	22
Cavaliers in the NFL	22
Game-By-Game Notables	23
Retired Numbers	23
Individual Statistics	24-25
Team Statistics	26
Defensive Statistics	27
All-Purpose Statistics	28
Game-By-Game Starters	29
Statistical Leaders	29
What Happens on First Down	30
Third Down Conversions	30
Starting Field Position	30
Penalties	30
Season Drive & Turnover Analysis	31
Takeaway Analysis	31
Scoring Drives	32
Game-By-Game Statistics	33-40
Miscellaneous Tackles Leaders	40

UVA All-Time Bowl Results**Virginia's All-Time Bowl Record: 8-12**

Date	Bowl	Result
Dec. 31, 1984	Peach	Virginia 27, Purdue 24
Dec. 22, 1987	All-American	Virginia 22, BYU 16
Jan. 1, 1990	Florida Citrus	Illinois 31, Virginia 21
Jan. 1, 1991	USF&G Sugar	Tennessee 23, Virginia 22
Dec. 29, 1991	Gator Bowl	Oklahoma 48, Virginia 14
Jan. 1, 1994	Carquest	Boston College 31, Virginia 13
Dec. 28, 1994	Independence	Virginia 20, TCU 10
Dec. 30, 1995	Peach	Virginia 34, Georgia 27
Dec. 27, 1996	Carquest	Miami 31, Virginia 21
Dec. 31, 1998	Chick-fil-A Peach	Georgia 35, Virginia 33
Dec. 30, 1999	Micronpc.com	Illinois 63, Virginia 21
Dec. 24, 2000	Jeep O'ahu	Georgia 37, Virginia 14
Dec. 28, 2002	Continental Tire	Virginia 48, West Virginia 22
Dec. 27, 2003	Continental Tire	Virginia 23, Pittsburgh 16
Dec. 27, 2004	MPC Computers	Fresno State 37, Virginia 34 (OT)
Dec. 30, 2005	Music City	Virginia 34, Minnesota 31
Jan. 1, 2008	Konica Minolta Gator	Texas Tech 31, Virginia 28
Dec. 31, 2011	Chick-fil-A	Auburn 43, Virginia 24
Dec. 28, 2017	Military	Navy 49, Virginia 7
Dec. 29, 2018	Belk	Virginia, 28, South Carolina 0

Special Teams Tackles Leaders	40
Individual/Team Game Highs	41
Money Plays	42
Long Plays of 20 Yards or Longer	43
The Last Time	44-45
Participation	46
Career Highs	47-48
Individual & Career Statistics	49-52
Game-By-Game Summeries	53-59
Virginia & Opponent Long Plays	60

COACHING STAFF

Bronco Mendenhall (HC)	61-64
Assistant Coaches	65-71
Robert Anae (OC/Inside Rec)	65
Ricky Brumfield (Spec. Cord.)	66
Nick Howell (DC/Secondary)	67
Kelly Poppinga (Co-DC/OLBs)	68
Mark Atuaia (RBs)	69
Jason Back (QB)	70
Marques Hagans (WRs)	71
Shane Hunter (ILBs)	72
Vic So'oto (DL)	73
Garett Tujague (OL)	74
Shawn Griswold (FB Performance)	75
Matt Edwards (Analyst)	75
Graduate Assistants	76

VIRGINIA CAVALIERS

Student-Athlete Profiles	77-109
--------------------------------	--------

2019 SEASON IN REVIEW

Game-By-Game Summeries	53-59
Pitt Recap	53
William & Mary Recap	53
Florida State Recap	54
Old Dominion Recap	54
Notre Dame Recap	55
Miami Recap	55
Duke Recap	56

Louisville Recap	56
North Carolina Recap	57
Georgia Tech Recap	57
Liberty Recap	58
Virginia Tech Recap	58
ACC Championship Recap	59

BOWL HISTORY

All-Time Results	110
Bowl MVPs	110
1984 Peach Bowl	110
1987 All American Bowl	110
1990 Citrus Bowl	111
1991 Sugar Bowl	111
1991 Gator Bowl	111
1994 Carquest Bowl	111
1994 Independence Bowl	112
1995 Peach Bowl	112
1996 Carquest Bowl	112
1998 Peach Bowl	112
1999 Micronpc.com Bowl	113
2000 Jeep O'ahu Bowl	113
2002 Continental Tire Bowl	113
2003 Continental Tire Bowl	113
2004 MPC Computers Bowl	114
2005 Music City Bowl	114
2008 Gator Bowl	114
2011 Chick-fil-A Bowl	114
2017 Military Bowl	115
2018 Belk Bowl	115
Individual UVA Bowl Records	116
UVA Bowl Superlatives	117-118
UVA Indiv. Bowl Superlatives	119-120
UVA Bowl Game-by Game	121
UVA Top-10 Bowl Performances	122

2019 VIRGINIA FOOTBALL INFORMATION

ATHLETICS MEDIA RELATIONS

JIM DAVES

Asst. AD for Media Relations
Coach Interviews

Office: 434-243-2467
Mobile: 434-962-7668
jimdaves@virginia.edu
@JimDaves

VINCENT BRIEDIS

Asst. Director for Media Relations
(Primary Football Contact) Player Interviews

Office: 434-982-5533
Mobile: 434-326-3792
briedis@virginia.edu
@VincentBriedis

KRISTIN THURMAN

Asst. Director for Media Relations
(Secondary Football Contact)

Office: 434-297-7644
Mobile: 864-934-4704
kwatkins@virginia.edu

MAILING ADDRESS

John Paul Jones Arena
295 Massie Road, Room 154
P.O. Box 400853
Charlottesville, VA 22904

A QUICK LOOK AT VIRGINIA

Location	Charlottesville, Va. 22904
Founded	1819 by Thomas Jefferson
Enrollment	22,805 (Undergraduate 16,034)
President	Dr. James E. Ryan
Athletics Director	Carla Williams
Facutly Athletics Rep	Carrie M. Heilman
Nicknames	Cavaliers, Wahoos, 'Hoos
Mascot	Cavalier
Colors	Orange and Blue
Song	Good Old Song
Affiliations	NCAA, Division I-A, Atlantic Coast Conference

2019 COACHING STAFF

Bronco Mendenhall	Head Coach
Robert Anae	Offensive Coordinator/Inside Receivers
Ricky Brumfield	Special Teams Coordinator
Nick Howell	Defensive Coordinator/Secondary
Kelly Poppinga	Co-Defensive Coordinator/Outside Linebackers
Mark Atuaia	Running Backs
Jason Beck	Quarterbacks
Marques Hagans	Wide Receivers
Shane Hunter	Inside Linebackers
Vic So'oto	Defensive Line
Garett Tujague	Offensive Line
Kirk Garner	Graduate Assistant (Offense)
Jackson Matteo	Graduate Assistant (Offense)
Drew Meyer	Graduate Assistant (Defense/Special Teams)
C.J. Stalker	Graduate Assistant (Defense)

FOOTBALL INFORMATION

2019 Record	9-4
ACC Record (Finish)	6-2 (Coastal Division Champions)
Captains	CB Bryce Hall, ILB Jordan Mack, QB Bryce Perkins
Offensive Alignment	Multiple Formation
Defensive Alignment	3-4

COACH BRONCO MENDENHALL

Seasons	2016-present (2019 is his 4th season at UVA)
UVA Record	25-26 (four seasons)
Overall Career Head Coaching Record	124-69 (.642) 193 games
Career Conference Record	53-27 (.663) 80 games
Career vs. Non-Conference Opponents	71-42 (.651) 109 games
Career Record in Bowl Games	7-6 (.538) 13 games
Twitter	@UVACoachBronco

PROGRAM HISTORY

First Year of Football	1888 (2019 is the 130th season)
Total Number of Games	1,328
All-Time Record	668-612-48
Winning Seasons	72
Losing Seasons	50
.500 Seasons	8
10-Win Seasons	1
9-Win Seasons	7

STADIUM

Stadium Complex	Carl Smith Center, Home of David A. Harrison, III Field at Scott Stadium
Official Capacity	61,500
Largest Crowd	64,947 - Aug. 30, 2008 (USC 52, UVA 7)
Playing Surface	Prescription Athletic Turf
Total Games Played at Site	477
All-Time Stadium Record	272-193-12 (.5828)
First Game at Site	Oct. 15, 1931 (VMI 18, UVA 3)

SOCIAL MEDIA • #THESTANDARD • #GOHOOS

Twitter	@UVAFootball
	@UVACoachBronco
	@VirginiaSports
Instagram	@UVAFootball
	@VirginiaSports
Facebook	UVAFootball
	VirginiaCavaliers

SUPPORT STAFF

Assoc. AD for Football Admin	Gerry Capone
Admin. Assistant to Bronco Mendenhall	Dot Kirby
Admin. Assistant for Football Admin.	Suzanne Hoeft
Director of Player Development	Pat Hickman
Director of Player Personnel	Justin Anderson
Football Analyst	Matt Edwards
Assistant AD for Video Services	Luke Goldstein
Assistant Video Coord.	James MacRae
Director of High School Relations	Blanda Wolfe
On-Campus Recruiting Coord.	Blaire Hodges
Admin. Assistant for Recruiting	Kerri Cain
Assistant Football Dev & Performance Coach	Dwayne Chandler
Assistant Football Dev & Performance Coach	Tyler Shumate
Assistant Football Dev & Performance Coach	Nathan Pototschnik
Assistant Football Dev & Performance Coach	Ryan Phillis
Multimedia Designer	Jacob Webb
Recruiting Multimedia Specialist	Joshua Harris
Assistant - Operations	Jordan Bullock
Admin. Assistant - Operations	April Swain
Assistant - Operations	Joe Michalek
Senior Scout	Jordan Arcement
Regional Scout	Zach Bradshaw
Regional Scout	Charles Mack
Regional Scout	Bob Price
Regional Scout	Ryan Weese
Regional Scout	Donte Wilkins

OFFENSE (Multiple)

Pos	No	Name	Ht	Wt	Yr
WR	13	Terrell Jana	6-0	190	Jr.
	9	Terrell Chatman	6-3	190	Sr.
LT	70	Bobby Haskins	6-7	285	So.
	72	Ryan Swoboda	6-10	300	So.
LG	54	Ryan Nelson	6-4	315	So.
	52	Joe Bissinger	6-4	305	R-Fr.
C	55	Olusegun Oluwatimi	6-3	305	So.
	79	Dillon Reinkensmeyer	6-6	300	Jr.
RG	69	Chris Glaser	6-3	305	Jr.
	75	Ja'Quay Hubbard	6-5	335	Fr.
RT	79	Dillon Reinkensmeyer	6-6	300	Jr.
	or 72	Ryan Swoboda	6-10	300	So.
TE	44	Tanner Cowley	6-4	240	Sr.
	85	Grant Misch	6-4	250	R-Fr.
QB	3	Bryce Perkins	6-3	215	Sr.
	10	Brennan Armstrong	6-2	220	R-Fr.
	36	Lindell Stone	6-0	220	Jr.
SB	21	Wayne Taulapapa	5-9	210	So.
	or 6	PK Kier	6-0	235	Jr.
	or 5	Lamont Atkins	5-10	205	Jr.
BB	27	Jamari Peacock	6-0	245	Jr.
	or 31	Chris Sharp	6-1	200	Sr.
	or 20	Mike Hollins	5-9	200	Fr.
H	80	Billy Kemp IV	5-9	175	So.
	or 88	Tavares Kelly Jr.	5-8	160	So.
WR	8	Hasise Dubois	6-3	215	Sr.
	84	Dorien Goddard	6-3	220	Fr.
WR	2	Joe Reed	6-1	215	Sr.
	89	Dejon Brissett	6-1	195	Sr.

DEFENSE (3-4)

Pos	No	Name	Ht	Wt	Yr
LE	16	Richard Burney	6-4	275	Sr.
	or 94	Aaron Faumui	6-1	285	So.
	50	Tommy Christ	6-5	280	So.
NT	99	Jowon Briggs	6-1	295	Fr.
	76	Jordan Redmond	6-0	290	So.
RE	58	Eli Hanback	6-4	300	Sr.
	or 91	Mandy Alonso	6-2	280	Jr.
SLB	11	Charles Snowden	6-7	235	Jr.
	17	Elliott Brown	6-5	210	Jr.
MLB	4	Jordan Mack	6-2	230	Sr.
	42	Nick Jackson	6-1	225	Fr.
BLB	33	Zane Zandier	6-3	230	Jr.
	78	Josh Ahern	6-3	225	Fr.
WLB	14	Noah Taylor	6-5	215	So.
	or 56	Matt Gahm	6-3	240	Jr.
FC	1	Nick Grant	6-1	200	Jr.
	39	Jaylon Baker	6-2	170	R-Fr.
SABRE	15	De'Vante Cross	6-2	210	Jr.
	92	Tenyeh Dixon	5-11	185	Fr.
FS	29	Joey Blount	6-1	190	Jr.
	92	Tenyeh Dixon	5-11	185	Fr.
BC	23	Heskin Smith	5-11	175	So.
	39	Jaylon Baker	6-2	170	R-Fr.

SPECIAL TEAMS

P	81	Nash Griffin	6-2	225	Jr.
	26	Brian Delaney	5-10	200	Jr.
PK	26	Brian Delaney	5-10	200	Jr.
	43	Justin Duenkel	5-11	195	Fr.
KO	26	Brian Delaney	5-10	200	Jr.
Hold	81	Nash Griffin	6-2	225	So.
	62	Lee Dudley	6-0	215	R-Fr.
	or 61	Enzo Anthony	5-10	225	Fr.
PR	80	Billy Kemp IV	5-9	175	So.
	88	Tavares Kelly Jr.	5-8	160	So.
KOR	2	Joe Reed	6-1	215	Sr.
	20	Mike Hollins	5-9	200	Fr.

No.	Name	Pos	Ht	Wt	Yr	Hometown	High School/Previous School
1	Nick Grant**	CB	6-1	200	3	Spotsylvania, Va.	Courtland
2	Joe Reed***	WR	6-3	215	4	Charlotte Court House, Va.	Randolph-Henry
3	Bryce Perkins*	QB	6-3	215	4	Queen Creek, Ariz.	Chandler/Arizona Western CC
4	Jordan Mack***	ILB	6-4	230	4	Lithonia, Ga.	Wesleyan
5	Lamont Atkins**	TB	5-11	205	3	Burke, Va.	Lake Braddock
6	PK Kier**	TB	5-11	235	3	Winchester, Va.	Millbrook
7	Chris Moore**	FS	6-1	210	3	Ashburn, Va.	Broad Run
8	Hasise Dubois***	WR	6-3	215	4	Irvington, N.J.	DePaul Catholic
9	Terrell Chatman	WR	6-3	190	4	Baton Rouge, La.	Central/Arizona State
10	Brennan Armstrong	QB	6-2	220	1*	Shelby, Ohio	Shelby
11	Charles Snowden**	OLB	6-7	235	3	Silver Spring, Md.	St. Albans School
13	Terrell Jana**	WR	6-1	190	3	Vancouver, British Columbia	Woodberry Forest (Va.)
14	Noah Taylor*	OLB	6-5	215	2	Silver Spring, Md.	Avalon School
15	De'Vante Cross**	S	6-2	210	3	Allentown, Pa.	Parkland
16	Richard Burney**	DE	6-4	275	4	Chesapeake, Va.	Hickory
17	Elliott Brown**	OLB	6-5	210	3	Odenton, Md.	Flowers/Taft School (Conn.)
18	Ben Hogg*	WR	6-0	170	4	Lynchburg, Va.	Brookville
19	Chuck Davis*	WR	5-10	170	3	Fairfax, Va.	Broad Run/Fork Union/Nebraska
20	Mike Hollins	RB	5-9	200	1	Baton Rouge, La.	University Lab
21	Wayne Taulapapa*	RB	5-9	210	2	Laie, Hawaii	Punahou
22	Robert Snyder*	ILB	6-2	240	3	Lawrenceville, Ga.	Collins Hill
23	Heskin Smith*	DB	5-11	175	2	Brunswick, Ga.	Brunswick
25	Joseph White	DB	6-1	175	1*	Virginia Beach, Va.	Landstown
26	Brian Delaney**	K	5-11	200	3	Chantilly, Va.	Westfield
27	Jamari Peacock**	FB	6-0	245	3	Yulee, Fla.	Yulee
28	Brenton Nelson**	FS	5-11	185	3	Miami, Fla.	DeMatha Catholic (Md.)
29	Joey Blount**	FS	6-2	190	3	Atlanta, Ga.	Landmark Christian
30	Antonio Clary	DB	6-0	190	1	Jacksonville, Fla.	Sandalwood
31	Chris Sharp***	TB	6-2	200	4	Princeton, N.J.	The Hun School
32	Darrius Bratton**	CB	6-1	190	3	Roanoke, Va.	Fleming/Fork Union
33	Zane Zandier**	ILB	6-3	230	3	Pittsburgh, Pa.	Thomas Jefferson
34	Bryce Hall***	CB	6-3	200	4	Harrisburg, Pa.	Bishop McDevitt
36	Lindell Stone	QB	6-0	230	3	Dallas, Texas	Woodberry Forest (Va.)
37	Perris Jones	RB	5-8	175	1*	Alexandria, Va.	Episcopal
38	T.C. Harrison	ILB	6-2	225	1*	Lawrenceville, Ga.	Collins Hill
39	Jaylon Baker	CB	6-2	170	1*	Chattanooga, Tenn.	Baylor School
40	RJ Harvey	QB	5-8	190	1	Orlando, Fla.	Edgewater
41	Darnell Pratt	WR	6-3	185	2	Ellicott City, Md.	Our Lady of Good Counsel
42	Nick Jackson	ILB	6-1	225	1	Atlanta, Ga.	The Lovett School
43	Justin Duenkel	PK	5-11	195	1	Great Falls, Va.	Flint Hill School
44	Tanner Cowley***	TE	6-4	240	4	Manasquan, N.J.	Manasquan
45	Reed Kellam**	ILB	6-1	225	4	Richmond, Va.	Collegiate
46	Andrew Yavinsky	FB	6-1	250	2	West Palm Beach, Fla.	Oxbridge Academy
47	Dre Bryant	OLB	6-3	230	3	Charlottesville, Va.	Charlottesville
49	Coen King	DB	6-0	190	1*	Culpeper, Va.	Eastern View
50	Tommy Christ*	DE	6-5	280	2	Sterling, Va.	Dominion
51	Jalen Harrison	WR	6-3	210	3	Palmyra, Va.	St. Anne's Belfield
52	Joe Bissinger	OG	6-4	305	1*	Houston, Texas	Memorial
53	Fentrell Cypress II	DB	5-11	170	1	Rock Hill, S.C.	Northwestern
54	Ryan Nelson*	OT	6-6	315	2	Buena Park, Calif.	Buena Park
55	Olusegun Oluwatimi	C	6-3	305	2	Upper Marlboro, Md.	DeMatha Catholic/Air Force
56	Matt Gahm*	OLB	6-3	240	3	Dallas, Texas	Highland Park
57	Colin Dixon	LB	6-5	225	2	Winston-Salem, N.C.	Episcopal
58	Eli Hanback***	DT	6-4	300	4	Ashland, Va.	Patrick Henry
59	Andrew Spaziani	WR	6-5	210	3	Hingham, Mass.	Hingham
60	Chayce Chalmers	DB	6-2	210	1	Gainesville, Va.	Stonewall Jackson
61	Enzo Anthony	LS	5-10	225	1	Port Charlotte, Fla.	Venice
62	Lee Dudley	LS	6-0	215	1*	Richmond, Va.	Woodberry Forest School
63	Tyler Fannin	OG/C	6-3	295	2	Hoschton, Ga.	Mill Creek
64	Ben Trent*	OG	6-7	305	3	Forest, Va.	Jefferson Forest
65	Jonathan Leech	OT	6-4	270	1	Hoschton, Ga.	Mill Creek
66	Jairus Satiu	OLB	6-2	200	1	Lehi, Utah	Skyridge/Fork Union Military
67	Derek Devine	OT	6-6	295	1*	Pittsburgh, Pa.	North Allegheny
68	Sean Moore	DB	6-2	165	1	Cutler Bay, Fla.	Gulliver Prep
69	Chris Glaser**	OG	6-4	305	3	Solon, Ohio	Solon
70	Bobby Haskins*	OT	6-7	285	2	Fairfield, Conn.	The Hun School (N.J.)
71	Darren Klein	S	6-0	190	1*	Crozet, Va.	Western Albemarle
72	Ryan Swoboda*	OT	6-10	300	2	Windermere, Fla.	Windermere Prep
74	Jake Dewease	DB	6-0	190	1	Daleville, Va.	Lord Botetourt
75	Ja'Quay Hubbard	OT	6-5	335	1	Sharpsville, Pa.	Sharpsville
76	Jordan Redmond*	NT	6-0	290	2	Kissimmee, Fla.	Osceola
77	Josh Clifford	WR	6-1	190	1*	Salem, Va.	Glenvar
78	Josh Ahern	ILB	6-3	225	1	Burke, Va.	Lake Braddock
79	Dillon Reinkensmeyer**	C/OT	6-6	300	3	Highlands Ranch, Colo.	Valor Christian
80	Billy Kemp IV	HB	5-9	175	2	Highland Springs, Va.	Highland Springs
81	Nash Griffin**	P/PK	6-4	225	3	Indianapolis, Ind.	Lawrence Central
82	Brandon White	WR	5-11	185	1*	Washington, D.C.	Friendship Collegiate Academy
83	Hayden Mitchell	WR	6-0	190	2	Richmond, Va.	St. Christopher's
84	Dorien Goddard	WR	6-3	220	1	Greeneville, Tenn.	Greeneville
85	Grant Misch	TE	6-4	250	1*	Sterling, Va.	Potomac Falls
86	Ugo Obasi*	WR	6-0	195	2	Baltimore, Md.	Millford Mill Academy
87	Dontayvion Wicks	WR	6-1	205	1	Plaquemine, La.	Plaquemine

No.	Name	Pos.
78	Josh Ahern	ILB
	Kariem Al Soufi	OG
91	Mandy Alonso**	DE
61	Enzo Anthony	LS
10	Brennan Armstrong	QB
5	Lamont Atkins**	TB
39	Jaylon Baker	CB
	Christian Baumgardner	TE
	Nathaniel Beal III	WR
52	Joe Bissinger	OG
29	Joey Blount**	FS
	Charlie Boxley	OG
32	Darrius Bratton**	CB
99	Jowon Briggs	DT
89	Dejon Brissett	WR
17	Elliott Brown**	OLB
47	Dre Bryant	OLB
	Isaac Buell	DL
16	Richard Burney**	DE
	Jude Carlon	DB
60	Chayce Chalmers	DB
9	Terrell Chatman	WR
	Mark Chichester	CB
50	Tommy Christ	DT
	Evan Clark	LB
30	Antonio Clary	DB
77	Josh Clifford	WR
44	Tanner Cowley***	TE
15	De'Vante Cross**	FS
	Germane Crowell	CB
53	Fentrell Cypress II	DB
19	Chuck Davis*	WR
26	Brian Delaney**	K
67	Derek Devine	OT
74	Jake Dewease	DB
57	Colin Dixon	OLB
92	Tenyeh Dixon	DB
8	Hasise Dubois***	WR
62	Lee Dudley	LS
43	Justin Duenkel	PK
63	Tyler Fannin	C
	Brendan Farrell	P
94	Aaron Faumui*	DT
	Tucker Finkelston	LS
56	Matt Gahm*	OLB
	Sam Galletta	DL
	Alex Gellerstedt	OT
	Landry Gerbers	OT
69	Chris Glaser**	OG
84	Dorien Goddard	WR
1	Nick Grant**	CB
81	Nash Griffin**	P/PK
34	Bryce Hall***	CB
58	Eli Hanback***	DT
51	Jalen Harrison	WR
38	T.C. Harrison	ILB
40	RJ Harvey	QB
70	Bobby Haskins*	OT
18	Ben Hogg	WR
20	Mike Hollins	RB
75	Ja'Quay Hubbard	OT
	John Izlar	WR
42	Nick Jackson	ILB
13	Terrell Jana**	WR
37	Perris Jones	RB
	Jack Keenan	OL
45	Reed Kellam**	ILB
88	Tavares Kelly Jr.*	WR
80	Billy Kemp IV	HB
6	PK Kier**	TB
	Zack Kindel	WR
49	Coen King	CB
	T.J. Kitts	TE
71	Darren Klein	S
	Mike Kosar	TE
65	Jonathan Leech	OT
4	Jordan Mack***	ILB
	Micah Mariteragi	OL
	A.J. Mejia*	PK
96	Seneca Milledge	RB
85	Grant Mish	TE
83	Hayden Mitchell	WR

No.	Name	Pos	Ht	Wt	Yr	Hometown	High School/Previous School
88	Tavares Kelly Jr.*	WR	5-8	160	2	Miami, Fla.	St. Thomas Aquinas
89	Dejon Brissett	WR	6-1	195	4	Mississauga, Ontario	Lake Forest Academy (Ill.)/Richmond
90	Major Williams	DB	5-11	170	1	Fort Myers, Fla.	Dunbar
91	Mandy Alonso**	DE	6-2	280	3	Miami, Fla.	Gulliver Prep
92	Tenyeh Dixon	DB	5-11	185	1	Washington, D.C.	Woodson
93	Hunter Stewart	OLB	6-2	220	1	Alexandria, Va.	Gonzaga College
94	Aaron Faumui*	DT	6-1	285	2	Kapolei, Hawaii	Kapolei
95	Ben Smiley III	DE	6-4	260	1	Chesapeake, Va.	Indian River
96	Seneca Milledge	RB	5-6	160	1	Fort Myers, Fla.	Dunbar
98	D'Sean Perry	OLB	6-3	230	1	Miami, Fla.	Gulliver Prep
99	Jowon Briggs	DL	6-1	295	1	Cincinnati, Ohio	Walnut Hills
	Kariem Al Soufi	OG	6-3	335	1	Paderborn, Germany	Friedrich-Spee Gesamtschule
	Christian Baumgardner	TE	6-5	245	3	Longport, N.J.	Ocean City
	Nathaniel Beal III	WR	6-4	210	1	Houston, Texas	Strake Jesuit College Prep
	Charlie Boxley	OG	6-5	285	1	Roanoke, Va.	Patrick Henry
	Isaac Buell	DL	6-4	290	2	Knoxville, Tenn.	Knoxville Central
	Jude Carlon	DB	6-3	200	1	Louisville, Ky.	Saint Xavier
	Mark Chichester	CB	6-0	180	1*	Washington, D.C.	Sidwell Friends School
	Evan Clark	LB	5-11	210	1*	Richmond, Va.	Collegiate School
	Germane Crowell	CB	6-2	200	2	Winston-Salem, N.C.	Carver
	Brendan Farrell	P	5-11	200	1	Dunwoody, Ga.	Marist School
	Tucker Finkelston	LS	5-11	220	1*	Clarksville, Md.	River Hill
	Sam Galletta	DL	6-3	275	1	Leesburg, Va.	Tuscarora
	Alex Gellerstedt	OT	6-7	325	3	Dublin, Ohio	Dublin Coffman/Penn State
	Landry Gerbers	OT	6-5	250	1	Salem, Va.	Glenvar
	John Izlar	WR	6-1	180	1	Atlanta, Ga.	Westminster
	Jack Keenan	OT	6-5	290	1*	Arlington, Va.	Gonzaga College
	Zack Kindel	WR	5-11	190	1	Stafford, Va.	Colonial Forge
	T.J. Kitts	TE	6-0	200	2	Tazewell, Va.	Tazewell
	Mike Kosar	TE	6-6	235	1	Woodbridge, Va.	Saint John Paul the Great
	Micah Mariteragi	OG	6-2	265	1*	Laie, Hawaii	Kahuku
	A.J. Mejia*	PK	5-10	185	3	Fairfax, Va.	Paul VI
	Dajuan Moore	ILB	6-0	245	1*	Waynesboro, Va.	Waynesboro
	Hunter Pearson	PK	6-2	210	1*	Seneca, S.C.	Seneca
	Jared Rayman	QB	6-2	180	1	Atlanta, Ga.	Pace Academy
	Samson Reed	DL	6-2	275	1*	Laie, Hawaii	Kahuku
	Myles Robinson	CB	5-11	205	3	Silver Spring, Md.	Our Lady of Good Counsel
	Aidan Saunders	LB	5-11	210	1	Crozet, Va.	Western Albemarle
	Zachary Teter	OG	6-5	300	1	Lakeland, Fla.	Lake Gibson
	Vinnie Vlastic	S	6-0	190	1*	Rancho Santa Margarita, Calif.	Tesoro
	Gerrik Vollmer	C/OG	6-5	290	2	Hamburg, Germany	Taft School (Conn.)
	Martin Weisz	OG	6-6	310	1*	West Palm Beach, Fla.	The Benjamin School
	Luke Wentz	WR	6-3	200	1	Troisdorf, Germany	Reismann-Gymnasium
	Justin Zollar*	TB	5-8	170	4	Mechanicsville, Va.	Atlee

Key:

1* = redshirt freshman, *** beside name indicates letters won

Coaching Staff:

Bronco Mendenhall (head coach), Robert Anae (offensive coordinator/inside receivers), Ricky Brumfield (special teams coordinator), Nick Howell (defensive coordinator/secondary), Kelly Poppinga (co-defensive coordinator/outside linebackers), Mark Atuaia (running backs), Jason Beck (quarterbacks), Marques Hagans (wide receivers), Shane Hunter (inside linebackers), Vic So'oto (defensive line), Garrett Tujague (offensive line), Kirk Garner (graduate assistant/offense), Jackson Matteo (graduate assistant/offense), Drew Meyer (graduate assistant/special teams/defense), C.J. Stalker (graduate assistant/defense).

No.	Name	Pos.
7	Chris Moore**	FS
	Dajuan Moore	ILB
68	Sean Moore	DB
28	Brenton Nelson**	SS
54	Ryan Nelson*	OT
86	Ugo Obasi*	WR
55	Olusegun Oluwatimi ...	C
27	Jamari Peacock**	FB
	Hunter Pearson	PK
3	Bryce Perkins*	QB
	D'Sean Perry	OLB
41	Darnell Pratt	WR
	Jared Rayman	QB
76	Jordan Redmond*	DT
2	Joe Reed***	WR
	Samson Reed	DL
79	Dillon Reinkensmeyer**	OG
	Myles Robinson	CB
66	Jairus Satiu	OLB
	Aidan Saunders	LB
31	Chris Sharp***	TB
95	Ben Smiley III	DE
23	Heskin Smith*	CB
11	Charles Snowden**	OLB
22	Robert Snyder*	ILB
59	Andrew Spaziani	WR
93	Hunter Stewart	OLB
36	Lindell Stone	QB
72	Ryan Swoboda*	OT
21	Wayne Taulapapa*	TB
14	Noah Taylor*	OLB
	Zachary Teter	OG
64	Ben Trent*	OG
	Vinnie Vlastic	S
	Gerrik Vollmer	OG/C
	Martin Weisz	OG
	Luke Wentz	WR
82	Brandon White	WR
25	Joseph White	DB
87	Dontayvion Wicks	WR
90	Major Williams	DB
46	Andrew Yavinsky	FB
33	Zane Zandier**	ILB
	Justin Zollar*	RB

PRONUNCIATION GUIDE**COACHES**

Robert Anae	Ah-NIGH
Mark Atuaia	Ah-too-why-ah
Marques Hagans	Marcus
Kelly Poppinga	PUH-ping-guh
Vic So'oto	So-OH-toe
Garrett Tujague	TOO-Jay

PLAYERS

Isaac Buell	Byool (rhymes with Yule)
Hasise Dubois	Ha-Cease Doob-Wah
Justin Duenkel	Dunk-el
Aaron Faumui	Fowl-Moo-EE
Matt Gahm	Gam (rhymes with Ham)
Chris Glaser	Guh-lay-zer
Terrell Jana	Tur-Rell Jan-ah
A.J. Mejia	meh-HEE-uh

Grant Misch	Mish, rhymes with Fish
Ugo Obasi	You-Go, Oh-Bah-See
Olusegun Oluwatimi	O-Lieu-Sheh-Goon
	O-Lieu-Wah-Timmy
Ryan Swoboda	Swo-bo-duh
Wayne Taulapapa	Towel-La-Papa
Martin Weisz	Weiss
Zane Zandier	Zann-Deer

2019 POSTSEASON HONORS



QB Bryce Perkins is UVA's first two-time Dudley Award winner as the top Division I player in the Commonwealth of Virginia. He is the first student-athlete ever to claim the title unanimously twice in the award's 30-year history. Perkins is UVA's first back-to-back winner (award's second all-time) and now a Virginia player has now won the honor 10 times.

Joey Blount, Jr., FS

- All-ACC (3rd)

Richard Burney, Sr., DE

- CoSIDA Academic All-District

Brian Delaney, Jr., PK

- All-ACC (HM)

Hasise Dubois, Sr., WR

- All-ACC (HM)
- Pro Football Focus All-ACC (2nd)

Chris Glaser, Jr., OT

- Pro Football Focus All-ACC (HM)

Eli Hanback, Sr., DE

- All-ACC (HM)
- Pro Football Focus All-ACC (3rd)

Jordan Mack, Sr., ILB

- Campbell Trophy Finalist
- Jim Tatum Award winner
- All-ACC (3rd)
- Associated Press All-ACC (2nd)
- CoSIDA Academic All-District

Olusegun Oluwatimi, So., C

- All-ACC (HM)
- Pro Football Focus All-ACC (3rd)

Bryce Perkins, Sr., QB

- All-ACC (2nd)
- Associated Press All-ACC (2nd)
- Dudley Award Winner
- Touchdown Club of Richmond's Offensive Back of the Year
- Pro Football Focus All-ACC (HM)

Joe Reed, Sr., WR/KR

- Walter Camp All-America KR (1st)
- FWAA All-America KR (1st)
- CBS Sports All-America KR (1st)
- Bleacher Report All-America KR (1st)
- SI.com All-America KR (2nd)
- USA Today All-America KR (2nd)
- All-ACC All-Purpose (1st)
- All-ACC Kick Return (1st)
- Touchdown Club of Richmond's Specialist of the Year
- Associated Press All-ACC Specialist (1st)
- East-West Shrine Game Invitee (Accepted)
- Pro Football Focus All-ACC KR (1st)
- Pro Football Focus All-ACC WR (HM)

Charles Snowden, Jr., OLB

- All-ACC (HM)
- Pro Football Focus All-ACC (2nd)

Noah Taylor, So., OLB

- Pro Football Focus All-ACC (HM)

Zane Zandier, Jr., ILB

- All-ACC (HM)

VIRGINIA FACTS

UNIQUELY UVA

The University of Virginia is an institution rich with history and tradition. Here is some of the terminology that contributes to UVA's culture.

Grounds: The term used by students, faculty and alumni to refer to the University dating as far back as Thomas Jefferson. "Campus" is never used.

First Year, Second Year, Third Year, Fourth Year: Instead of freshman, sophomore, junior, senior. Why you may ask? To be a "senior" implies that a person has reached the final phase of learning, a feat that Thomas Jefferson believed to be impossible, arguing instead that education is a life-long process.

Commonwealth: Virginia is one of four constituent states of the United States of America that officially uses the name "Commonwealth" instead of the word state in all references. The other three commonwealths are Kentucky, Massachusetts and Pennsylvania.

UNIVERSITY NICKNAMES

Virginia's athletics teams have been accompanied by a somewhat confusing array of nicknames. The most prominent and widely accepted of these monikers are "Cavaliers," "Wahoos" and "Hoos."

Although the terms "Cavaliers," "Wahoos" and "Hoos" are used almost interchangeably to refer to University teams and players, "Cavaliers" is more often used by the media, while "Wahoos" and "Hoos" are frequently used by Virginia students and fans.

Legend has it that Washington & Lee baseball fans dubbed the Virginia players "Wahoos" during the fiercely contested rivalry that existed between the two in-state schools in the 1890s. By 1940, "Wahoos" was in general use around Grounds to denote University students or events relating to them. The abbreviated "Hoos" sprang up later in student newspapers and has gained growing popularity in recent years.

THE CAVALIER MASCOT

The costumed Cavalier with a large character head debuted during Virginia's 1984 football season and has remained the official mascot of the University.

The first documented Cavalier on horseback was Francis Bell, a Virginia student from Dublin, Va., in 1947. Bell rode onto the field dressed as Cavaliers for Virginia's home football game with Harvard on the afternoon of October 11.

The Cavalier on horseback returned as the University's mascot in 1963. The UVA Polo Club provided both the horse and rider. However, the mounted Cavalier and his horse parted company in 1974 with the inception of AstroTurf at Scott Stadium.

The mounted Cavalier made its return in the Florida Citrus Bowl at the end of the 1989 football season. Due to its instant popularity, the Cavalier on horseback returned the following season on a regular basis and continues to lead the Virginia football team onto the field at the beginning of all home games.

UNIVERSITY COLORS

Orange and blue were adopted as the University of Virginia's official athletic colors at a mass student meeting in 1888. UVA athletic teams had previously worn silver gray and cardinal red, but those colors did not stand out on muddy football fields, prompting a student movement to change them.

One of the students attending the mass meeting was Allen Potts, a star athlete who played on Virginia's first football team in 1888. Potts showed up at the meeting wearing a navy blue-and-orange scarf that he had acquired during a summer boating expedition at Oxford University. Orange and blue were chosen as the official athletic colors after one of Potts' fellow students pulled the scarf off Potts' neck and, waving it to the crowd, yelled, "How will this do?" UVA later served as the inspiration for schools like Auburn and Florida when they selected school colors.

WAH-HOO-WAH

The origin of "Wah-hoo-wah" is uncertain. The cheer was used to root on Virginia teams as early as 1890 and may have been borrowed from Dartmouth College, whose athletics teams were once known as the Indians.

Legend attributes the yell to Natalie Floyd Otey, who sang the ballad "Where'er You Are, There Shall My Love Be" at Charlottesville's Levy Opera House in 1893. The predominantly student audience noticed that Otey warbled the first three words of the song between each of the stanzas and decided to join in the refrain. By evening's end, goes the legend, the crowd had corrupted "Where'er You Are" into "Wah-hoo-wah."

The Levy Opera House stands at the corner of High Street and Park Street and has since been renovated into an office building.

VIRGINIA

#ORANBOWL BREAKDOWN



VIRGINIA CAVALIERS

Record: 9-4, ACC: 6-2

Head Coach: Bronco Mendenhall
UVA Record: 25-26 • fourth season
Career Record: 124-69 • 15th season
Mendenhall vs. UF: First Meeting

FLORIDA GATORS

Record: 10-2, SEC: 6-2

Head Coach: Dan Mullen
UF Record: 20-5 • second season
Career Record: 89-51 • 11th season
Mullen vs. UVA: First Meeting

Date: Mon., Dec. 30, 2019
Location: Miami Gardens, Fla.
Stadium: Hard Rock Stadium (64,767)
Surface: Natural Grass
Virginia in Bowl Games: 8-12
Mendenhall in Bowl Games: 7-6
Mendenhall in UVA Bowl Games: 1-1
Rankings: Florida (CFP 9, 6 AP, 7 Coaches)
UVA (CFP 24, RV AP, 25, Coaches)
Series vs. Florida: Florida leads, 1-0
In Miami Gardens: First Meeting
at Neutral Site: First Meeting
Last Meeting: 1959 (at UF, L, 10-55)
First Meeting: 1959 (at UF, L, 10-55)
Mendenhall vs. Mullen: First Meeting
Websites: VirginiaSports.com
FloridaGators.com

OPENING KICK

VIRGINIA MAKES ORANGE BOWL DEBUT

- Virginia returns to action in the 86th annual Orange Bowl against the Florida Gators.
- The Cavaliers are making their first appearance in the Orange Bowl and first appearance in a New Year's Six game since format was adopted for the 2014 season.
- Virginia is playing its fourth all-time bowl game at Hard Rock Stadium. UVA played in the 1994 and 1996 Carquest Bowls when the venue was Joe Robbie Stadium. The Cavaliers also played in the 1999 MicronPC.com Bowl when the edifice was named Pro Player Stadium.
- UVA is playing in back-to-back-to-back bowls for the first time since appearing in four bowl games in a row from 2002-03-04-05.

VIRGINIA VS. FLORIDA

- Virginia and Florida are meeting for the second time in series history and for the first time since Oct. 3, 1959 when the Cavaliers visited old Florida Field. The then-No. 19 Gators won 55-10, leading the all-time series 1-0.

FIVE TOP STORYLINES

- The 2019 Orange Bowl will serve as Virginia's 21st all-time bowl appearance and its first postseason matchup with Florida. The Gators are the fifth-different SEC team UVA will face in a bowl game.
- Virginia is playing Florida in the same season it has already faced Florida State and Miami. Since the FCS/FBS split in 1978, UVA will be the fourth team to play the three perennial national championship programs from the state of Florida and the first since the 1984 Auburn squad. Louisville (1980) and ECU (1983) are the other programs.
- UVA is playing its 14th game of 2019, tying a program high for most in a season. The 2002 team that won the Continental Tire Bowl also played 14 games, finishing 9-5 after opening the year in the Jim Thorpe Classic.
- QB Bryce Perkins is one of two players in the nation, joining Oklahoma's Jalen Hurts, to pass for 3,000+ yards and rush for 700+ yards so far this season. Perkins is No. 1 in the ACC and No. 7 in the nation with 3,960 yards of total offense, which has already broken his own single-season UVA record from 2018 (3,603).
- Perkins broke two UVA records in the ACC Championship game against No. 3 Clemson. He broke the UVA single-season passing record (3,215), previously owned by Kurt Benkert (2017, 3,207). Perkins also broke the UVA record for career rushing yards by a quarterback (1,668), previously held by Pro Football and College Football Hall of Famer "Bullet Bill" Dudley (1,631).



QB Bryce Perkins is the only player in all of FBS since the start of the 2018 season to pass for 5,200+ yards (5,895) and rush for 1,500+ yards (1,668).



#TheStandard: BY THE NUMBERS

- 6** Virginia is No. 6 in the nation with 45 sacks. The 45 sacks are a UVA single-season record, surpassing the Chris Long-led 2007 team (43 sacks).
- 10** The Orange Bowl gives UVA a chance to win its 10th game of the year, matching the program record set in 1989
- 52** DE Eli Hanback will play his 52nd career game against Florida (UVA record). He is the only current Cavalier to play in every game of the Bronco Mendenhall era.

FLORIDA

December 30, 2019
8 p.m. • ESPN
Miami Gardens, Fla.
Hard Rock Stadium (64,767)

GAME

14

2019 SCHEDULE

Date	Opponent	Time /Result	TV
A. 31	at Pitt*	W/30-14	ACC Network
S. 6	WILLIAM & MARY*	W/52-17	ACC Network
S. 14	FLORIDA STATE*	W/31-24	ACC Network
S. 21	OLD DOMINION	W/28-17	ESPN2
S. 28	at 10/10 Notre Dame	L/20-35	NBC
O. 11	at Miami**	L/9-17	ESPN
O. 19	DUKE*	W/48-14	ACC Network
O. 26	at Louisville*	L/21-28	ACC Network
N. 2	at North Carolina*	W/38-31	ACC Network
N. 9	GEORGIA TECH* ¹	W/33-28	RSN
N. 23	LIBERTY	W/55-27	RSN
N. 29	^{23/23} VIRGINIA TECH**	W/39-30	ABC
D. 7	vs. ^{3/3} Clemson (ACC Championship)	L/17-62	ABC
D. 30	vs. ^{6/7} FLORIDA (Orange Bowl)	8 p.m.	ESPN

All Times Eastern; *ACC game; ¹Homecomings; ²Friday

ON THE AIR

ESPN

Steve Levy, play-by-play
Brian Griese, analyst
Toddy McShay, field analyst
Molly McGrath, sideline



Virginia Sports Radio Network

Dave Koehn, play-by-play
Tony Covington, analyst
Jay James, sideline



ESPN RADIO

Sean Kelley, play-by-play
Barrett Jones, analyst
Ian Fitzsimmons, sideline



Satellite Radio

Sirius 136 • XM 193 • Internet 955 ((SiriusXM))

VIRGINIA COACHES

On the Field

Bronco Mendenhall, Head Coach
Robert Anae, Offensive Coordinator, Inside Receivers
Mark Atuaia, Running Backs
Jason Beck, Quarterbacks
Ricky Brumfield, Special Teams Coordinator
Marques Hagans, Wide Receivers
Shane Hunter, Inside Linebackers
Nick Howell, Defensive Coordinator/Secondary
Vic So'oto, Defensive Line
Garett Tujague, Offensive Line
Kirk Garner, Graduate Assistant

In the Booth

Kelly Poppinga, Co-Def. Coord./Outside Linebackers
Jackson Matteo, Graduate Assistant
Drew Meyer, Graduate Assistant
C.J. Stalker, Graduate Assistant

VIRGINIA MEDIA RELATIONS

Asst. AD for Media Relations (coach interviews)

Jim Daves • @JimDaves
O: (434) 243-2467 • C: (434) 962-7668 • jimdaves@virginia.edu

Primary Football Contact (player interviews)

Vincent Briedis • @VincentBriedis
O: (434) 982-5533 • C: (434) 362-3792 • briedis@virginia.edu

Secondary Contact

Kristin Thurman
O: (434) 297-7644 • C: (864) 934-4704 • kwatkins@virginia.edu

#THESTANDARD



@UVAFootball



@UVAFootball



VirginiaFootball

UVA VS. FLORIDA • SERIES HISTORY

► Florida leads, 1-0 • In **Charlotteville**: N/A • In **Gainesville**: Florida leads, 1-0 • at **Neutral Site**: First Meeting

Season	Site	UVA Coach	W/L/T	Score	UVA Rank	Florida Coach	Opp. Rank
1959	UF	Richard Voris	L	10-55	NR	Bob Woodruff	19

ON THIS DATE • DEC. 30

► Virginia has played three previous game in its history on Dec. 30. The Cavaliers are 2-1 all-time on this date.

Season	Bowl	UVA Coach	W/L/T	Score	UVA Rank	Opponent	Opp. Coach	Opp. Rank
1995	Peach	George Welsh	W	34-27	18	Georgia	Ray Goff	NR
1999	Micronpccom	George Welsh	L	21-63	NR	Illinois	Ron Turner	NR
2005	Music City	Al Groh	W	34-31	NR	Minnesota	Glen Mason	NR

MENDENHALL AND NATIONAL CHAMPIONSHIP PROGRAMS

- A win over Florida will give UVA head coach Bronco Mendenhall at least one career victory over 13-different FBS programs that have won at least one football national championship.
- Mendenhall owns victories over the following FBS programs that boast at least one football national championship: Cal, Florida State, Georgia Tech, Miami (Fla.), Nebraska, Oklahoma, Ole Miss, Pittsburgh, TCU, Texas, UCLA and Washington.
- Mendenhall coached 11 seasons and won 99 games at BYU, another program that owns a college football national title (1984).

VIRGINIA AT NFL STADIUMS

- Virginia is 11-22 all-time in stadiums that at the time of the contest were active NFL stadiums.
- Seven of the 14 NFL stadiums UVA has played in are still active today.
- UVA is 1-9 all-time at Hard Rock Stadium, including 0-3 in bowl games. The lone win was a 28-21 triumph over Miami in 2011.
- UVA is 1-2 this season at NFL stadiums, winning at Pittsburgh's Heinz Field in the season opener, while losing at Miami's Hard Rock Stadium and against Clemson at Charlotte's Bank of America Stadium in the ACC Championship game.

VIRGINIA VS. THE SOUTHEASTERN CONFERENCE

- Virginia is facing a school from the Southeastern Conference in a bowl game for the seventh time and for the second year in a row since beating South Carolina 28-0 in the 2018 Belk Bowl.
- UVA is playing a team from the SEC in its bowl for the third time out of the Cavaliers' last four bowl appearances.
- Since UVA played at South Carolina's Williams-Brice Stadium in 2003, UVA's only meetings with SEC opponents came against Auburn in the 2011 Chick-fil-A Bowl and South Carolina in the 2019 Belk Bowl.
- Virginia has played every school from the SEC's Eastern Division (Florida, Georgia, Kentucky, Missouri, South Carolina, Tennessee, Vanderbilt).
- Auburn is the only school the Cavaliers have played from the Western Division. UVA has never faced Alabama, Arkansas, LSU, Mississippi, Mississippi State or Texas A&M.
- UVA's 1973 meeting with Missouri came when the Tigers were in the Big Eight.
- The Cavaliers are 32-49-6 all-time against current SEC membership.
- UVA has sprung some surprises when on the road in SEC country over the years, including blanking Georgia "Between the Hedges" in 1979 and shocking a Neyland Stadium crowd of 94,333 with a 16-13 win over Tennessee in 1980. UVA also shutout Auburn, 19-0, in the 1998 opener at Jordan-Hare Stadium.

VIRGINIA PLAYERS RETURNING HOME TO FLORIDA FOR THE BOWL GAME

- Sixteen Cavaliers call the Sunshine State of Florida home and will get to return for the Orange Bowl.
- Five Cavaliers hail from Miami or attended high school there. DE Mandy Alonso, WR Tavares Kelly Jr., S Brenton Nelson and LB D'Sean Perry all call Miami home. Alonso, Perry and DB Sean Moore all attended Gulliver Prep.
- LS Enzo Anthony (Port Charlotte), S Antonio Clary (Jacksonville), QB RJ Harvey (Orlando), RB Seneca Milledge (Fort Myers), FB Jamari Peacock (Yulee), NT Jordan Redmond (Kissimmee), OT Ryan Swoboda (Windermere), OL Zachary Teter (Lakeland), OG Martin Weisz (West Palm Beach), DB Major Williams (Fort Myers) and FB Andrew Yavinsky (West Palm Beach) also hail from the state of Florida.

UVA'S SEC BOWL SHUTOUT

- UVA shutout South Carolina, 28-0, in the 2018 Belk Bowl.
- UVA's shutout performance was the first in all of FBS over an SEC team in a bowl game by a non-SEC team since the 1975 Gator Bowl. Alabama shutout LSU, 21-0, in the 2012 BCS National Championship game and that is the only other time an SEC team was shutout of a bowl game since 1975.

NO HARD ROCK STADIUM STRANGER

- Virginia is playing its second night game at Hard Rock Stadium this season after playing the Miami Hurricanes in ACC action on Oct. 13 (Fri.). UVA dropped its first of two league games this season as the Hurricanes escaped with a 17-9 win over the then-No. 20 Cavaliers.
- Early in the game 2018 All-American and 2019 UVA captain Bryce Hall went down with a season-ending injury.
- The Orange Bowl will represent for most of UVA's juniors and seniors their third career game at Hard Rock Stadium.
- Virginia has played nine all-time games at Hard Rock Stadium. Six have come in ACC play against Miami (2009-19), while another three have come in bowl games.
- The 1996 Carquest Bowl (vs. Miami) at then-Joe Robbie Stadium, a 31-21 victory by Miami was the final collegiate action for several notable Cavaliers, including Tiki and Ronde Barber, James Farrior, Jon Harris and Jamie Sharper.

VIRGINIA - FLORIDA CONNECTIONS

- UVA's Tavares Kelly attended St. Thomas Aquinas High School (Fort Lauderdale, Fla.), as did Florida's Coleman Crozier, Kyle Engel and Trevon Grimes. The NFL announced that St. Thomas Aquinas High School had the most alums on NFL rosters entering the 2019 season with 13.
- UVA's Bronco Mendenhall and Florida's Dan Mullen have never faced each other as head coaches, but met as assistants in the BYU-Utah rivalry. Mendenhall was the defensive coordinator and defensive backs coach in 2003 and 2004 when Mullen was quarterback coach at Utah.
- Florida defensive line coach David Turner served on George Welsh's last four staffs at Virginia from 1997-2000 as the defensive tackles and linebackers coach. He was the position coach for former UVA NFL first rounder Patrick Kerney.
- Below is a list of previous schools connections between players on UVA's roster and those on Florida's roster:

Virginia	High School	Florida
Tavares Kelly Jr.	St. Thomas Aquinas HS	Coleman Crozier Kyle Engel Trevon Grimes
Ryan Swoboda	Windermere Prep	Brett DioGuardi
Enzo Anthony	Sandalwood HS	Kingsley Eguakun

LAST MEETING • 1959

Florida 55, Virginia 10
Oct. 3, 1959 • Gainesville, Fla.

Last Meeting

Virginia jumped out to a narrow 10-8 lead over then-No. 19 Florida, but was shutout 39-0 in the second half as the Gators cruised to a 55-10 victory in front of 25,136 fans at Florida Field the only time these programs played.

UVA's Tony Ulehla started the game's scoring with a two-yard rushing touchdown in the first quarter, staking the Cavaliers to an early 7-0 lead. Ulehla's score was set up after Florida's Doug Partin fumbled at UF's 24-yard line. It took the Cavaliers eight plays to punch it in.

Wayne Ballard put UVA up 10-8 later in the second quarter, but Florida's Bob Milby put the Gators up for good, 16-10, on a 63-yard rushing touchdown to close the first half.

Score by Quarters:

Virginia	7	3	0	0	—	10
Florida	0	16	27	12	—	55

Scoring Summary:

1st	VA	Ulehla 2 yd run (Gravins kick)	VA 7 - UF 0
2nd	UF	McBeth 1 yd run (Allen rush)	VA 7 - UF 8
	VA	Ballard 18 yd field goal	VA 10 - UF 8
	UF	Milby 63 yd run (Allen rush)	VA 10 - UF 16
3rd	UF	Avfaras 24 yd pass from Allen (Allen kick)	VA 10 - UF 23
	UF	Dempsey 47 yd interception return (Jones dropkick missed)	VA 10 - UF29
	UF	White 3 yd run (Goodman kick)	VA 10 - UF 36
	UF	McGriff 60 yd pass from Jones (Goodman kick)	VA 10 - UF 43
4th	UF	Farmer 12 yd pass from Allen (Allen kick missed)	VA 10 - UF49
	UF	DeFiore 1 yd run (Allen kick missed)	VA 10 - UF 55


Attendance—25,136

	UVA	UF
First Downs	10	13
Rushes-Yards (Net)	47-174	35-198
Passing Yards (Net)	63	196
Passes Att-Comp-Int	9-15-3	8-15-1
Total Offense Plays-Yards	62-237	50-394
Fumble Returns-Yards	0-0	0-0
Punt Returns-Yards	1-3	6-83
Kickoff Returns-Yards	8-136	3-104
Interception Returns-Yards	1-0	3-54
Punts (Number-Avg)	9-36.7	4-30.5
Fumbles-Lost	2-1	5-4
Penalties-Yards	7-47	2-20

TEAM COMPARISON



Record	9-4	Record	10-2
Scoring Offense	32.4	Scoring Offense	33.0
Rushing Offense.....	125.5	Rushing Offense.....	120.3
Passing Offense.....	263.5	Passing Offense.....	300.4
Pass Efficiency.....	131.82	Pass Efficiency.....	159.68
Total Offense.....	390.0	Total Offense.....	420.7
Time/Possession.....	33:26	Time/Possession.....	30:07
Scoring Defense	23.4	Scoring Defense	14.4
Rushing Defense.....	26.5	Rushing Defense.....	107.0
Passing Defense.....	228.2	Passing Defense.....	192.0
Pass Efficiency Defense.....	136.98	Pass Efficiency Defense.....	115.63
Total Defense.....	358.2	Total Defense.....	299.0
Sacks.....	3.46	Sacks.....	3.83
Tackles for Loss.....	7.2	Tackles for Loss.....	8.1
Turnover Margin	-0.23	Turnover Margin	0.42
Net Punting.....	37.14	Net Punting.....	42.30
Punt Returns.....	6.08	Punt Returns.....	4.71
Kickoff Returns.....	29.30	Kickoff Returns.....	23.29



(Above): UVA's Tom Gravins plunges ahead for a five-yard rush that set up Tony Ulehla's two-yard touchdown that opened up the game's scoring the last time these teams met.



ACC STANDINGS

Atlantic	Conference		Overall	
	W	L	W	L
Clemson	8	0	13	0
Louisville	5	3	7	5
Wake Forest	4	4	8	4
Boston College	4	4	6	6
Florida State	4	4	6	6
Syracuse	2	6	5	7
NC State	1	7	4	8

Coastal	Conference		Overall	
	W	L	W	L
VIRGINIA	6	2	9	4
Virginia Tech	5	3	8	4
Pitt	4	4	7	5
Miami	4	4	6	6
North Carolina	4	4	6	6
Duke	3	5	5	7
Georgia Tech	2	6	3	9

2019 PRESEASON ACC POLL

Atlantic Division

1. Clemson (171)	1,209
2. Syracuse (2)	913
3. Florida State	753
4. NC State	666
5. Boston College	588
6. Wake Forest	462
7. Louisville	253

Coastal Division

1. Virginia (82)	1,003
2. Miami (55)	992
3. Virginia Tech (20)	827
4. Pitt (8)	691
5. Duke (6)	566
6. North Carolina (1)	463
7. Georgia Tech (1)	302

ACC Championship Votes

1. Clemson	170
2. Syracuse	2
3. Virginia	1

2019 ACC BOWL SCHEDULE

Dec. 26

Miami vs. LA Tech (Independence), 4 p.m.
Pitt vs. Eastern Mich. (Quick Lane), 8 p.m.

Dec. 27

Temple vs. UNC (Military), 12 p.m.
Wake Forest vs. Michigan St. (Pinstripe), 3 p.m.

Dec. 28

Clemson vs. Ohio State (Fiesta/CFB SF), 8 p.m.

Dec. 30

Louisville vs. Mississippi St. (Music City), 4 p.m.
Florida vs. Virginia (Orange), 8 p.m.

Dec. 31

Virginia Tech vs. Kentucky (Belk), 12 p.m.
Florida State vs. Arizona St. (Sun), 2 p.m.

Jan. 2

Boston College vs. Cincinnati (Birmingham) 3 p.m.

ORANGE BOWL IS UVA'S FIRST NY6 APPEARANCE

- Since the birth of the New Year's Six bowl games in 2014, UVA is making its first appearance with the invite to the 2019 Orange Bowl.
- UVA is not strange to a couple of other bowls that make up the NY6, making four appearances (1984, 1995, 1998, 2011) in the Peach Bowl and one (1991) in the Sugar Bowl. The 2011 Peach Bowl at the time was called the Chick-fil-A Bowl.
- UVA is 2-3 all-time in the bowl games that make up the current NY6 bowl games.

MENDENHALL AND BOWL APPEARANCES

- UVA head coach Bronco Mendenhall has gone to a bowl game in 93.3 percent of seasons he has been a head coach, which is tied for No. 3 in the nation among active coaches.
- Counting 2019, below is where Coach Mendenhall ranks among active coaches.

No.	Name, School	Bowls	FBS Head Coach	Bowl Percentage
1.	Chris Petersen, Washington	14	14	1.000
	Dabo Swinney, Clemson	12	12	1.000
3.	Bronco Mendenhall, Virginia	14	15	93.3
	Mike Gundy, Oklahoma State	14	15	93.3
5.	Nick Saban, Alabama	22	24	91.7
6.	Dan Mullen, Florida	10	11	90.9

NINE OF VIRGINIA'S OPPONENTS IN BOWL GAMES

- Nine of UVA's previous 13 opponents this season are playing in bowl games.
- Pitt (Quick Lane), Florida State (Sun), Notre Dame (Camping World), Miami (Independence), Louisville (Music City), North Carolina (Military), Liberty (Cure), Virginia Tech (Belk) and Clemson (Fiesta/CFP) are all UVA opponents going into this year.

VIRGINIA WINS ITS FIRST ACC COASTAL DIVISION CROWN

- Virginia finished 6-2 in ACC play and won its first Coastal Division, resulting in its first appearance in the ACC Championship game.
- UVA is the first ACC Coastal team since Virginia Tech in 2005 to be in first place in the division for the entire season from day one.
- Virginia is the seventh-different Coastal Division champion dating back to 2013.
- UVA was named the Football Writers Association of America's National Team of the Week after its 39-30 win over then-No. 23 Virginia Tech on Nov. 29.

VIRGINIA VS. THE ASSOCIATED PRESS TOP 10

- Virginia is playing No. 6 Florida in the 2019 Orange Bowl. UVA is 5-48-1 all-time against the *Associated Press* Top 10, which includes wins over No. 4 Florida State (2005), No. 7 Georgia Tech (1999), No. 6 North Carolina (1996), No. 2 Florida State (1995) and No. 9 Clemson (1990). All five of those games were played at Scott Stadium.
- UVA is playing its second neutral game in a row against an AP Top 10 opponent. UVA played No. 3 Clemson in the 2019 ACC Championship game.

VIRGINIA IN THE RANKINGS THIS SEASON

- Virginia returned to the *Associated Press* Top 25, the *USA Today* Coaches Top 25 and the College Football Playoff Top 25 polls in 2019. Under Bronco Mendenhall the Cavaliers have been ranked by the AP seven times overall, six of which this season.
- This year marked the first time UVA had been ranked five weeks in a row in the *Associated Press* poll since the 2004 season when the Cavaliers were ranked in every single *Associated Press* poll.
- It is the first time since 2005 that UVA has been ranked by the *Associated Press* in the month of September.
- UVA was ranked at the conclusion of the regular season for the first time since 2007 when the Cavaliers entered the Gator Bowl at No. 21 in the nation.
- The 2019 season marks the first time UVA has been ranked in multiple College Football Playoff polls.
- They appeared once in 2018 for the Cavaliers' only other appearance in the rankings since they started in 2014.
- Below is a week-by-week of UVA in the 2019 polls.

Date	AP	Coaches	CFB Playoff
Preseason	RV	RV	N/A
Sept. 1	RV	RV	N/A
Sept. 8	25	RV	N/A
Sept. 15	21	22	N/A
Sept. 22	18	18	N/A
Sept. 29	23	22	N/A
Oct. 6	20	19	N/A
Oct. 13	RV	RV	N/A
Oct. 20	RV	RV	N/A
Oct. 27	-	RV	N/A
Nov. 3	RV	RV	-
Nov. 10	RV	RV	-
Nov. 17	RV	RV	-
Nov. 24	RV	RV	-
Dec. 1	22	22	23
Dec. 8	RV	25	24

VIRGINIA REACHES 5,000 YARDS OF TOTAL OFFENSE

- For the sixth time in program history, UVA has amassed 5,000+ yards of total offense, entering the Orange Bowl with 5,070 yards of total offense. It is only the second time in program history UVA has had back-to-back seasons with 5,000+ yards of total offense after notching 5,003 last year. The 2003 and 2004 teams also reached 5,000+ yards of total offense.
- The 1990 team owns the UVA single-season record with 5,516 yards of total offense.

CAVALIERS ARE CLIMBING THE SINGLE-SEASON ALL-TIME POINTS LIST

- Virginia's 2019 season marks only the third time in program history the Cavaliers have scored 400+ points.
- Both UVA's 421 points and 32.4 points per game rank No. 2 all-time at UVA in a single season.

Year	Points	Games	Points Per Game
1. 1990	442	11	40.2
2. 2019	421	13	32.4
3. 2002	402	14	28.7

CAVALIERS LOOKING FOR THEIR SECOND 10-WIN SEASON IN PROGRAM HISTORY

- Virginia has reached nine wins in the regular season for the first time since 2007. It is also the eighth time in program history that UVA has won nine or more games.
- A win in the Orange Bowl would give UVA its second-ever 10-win season and first since 1989.
- The Cavaliers are bowl-eligible for the third year in a row after leaving Chapel Hill with a 38-31 triumph on Nov. 2. It is the second year in a row that UVA became bowl-eligible against the Tar Heels.
- UVA has clinched a winning season in back-to-back seasons. UVA last had winning records in consecutive seasons over a four-year span from 2002-05. This season marks UVA's 72nd all-time winning season out of 130.
- Head coach Bronco Mendenhall has won at least eight games in 11 of his 15 seasons as a head coach.

BRONCO MENDENHALL IS IN SPECIAL COMPANY

- Bronco Mendenhall is one of three active coaches that has inherited at least two programs in his career that were coming off a losing season and in year one, or year two, played in a bowl game. The others to do it are Nick Saban (Alabama, LSU, Michigan State) and Mark Dantonio (Michigan State/Cincinnati).
- Mendenhall inherited a BYU team that went 5-6 in 2004 and in his first season the Cougars went 6-6 and played in the 2005 Las Vegas Bowl. Mendenhall took over a Virginia team that went 4-8 in 2015 and took the Cavaliers to the 2017 Military Bowl in year No. 2, finishing 6-7. His UVA team followed up in year No. 3 with a 28-0 victory over South Carolina in the Belk Bowl.

A NOVEMBER TO REMEMBER FOR THE CAVALIERS

- UVA went 4-0 in the month of November for the first time since the 1951 season.
- UVA QB Bryce Perkins was a catalyst as he was 92-of-137 passing (67.2 percent) for 1,146 yards and seven touchdowns over UVA's November games, all Cavalier wins. Perkins also rushed for 412 yards and six more scores.
- In the previous 129 years of UVA football, only three times had a Cavalier amass 400+ yards of total offense in a game. Perkins did it twice in November with a single-game record 490 at UNC, followed by the second-most in a game (475) against Virginia Tech. The plateau has been reached four times since 2016, all during the Bronco Mendenhall era. Marc Verica in 2010 at Duke was the only other 400+ total offense game.
- Perkins is No. 7 in the nation and No. 1 in the ACC with 3,960 yards of total offense. He is the first Cavalier to own multiple seasons of 3,000+ yards of total offense.

RECEIVING TRIO HAVING A YEAR

- UVA's receiving trio of Hasise Dubois, Terrell Jana and Joe Reed has been special in 2019. To put into context, they all have recorded seasons that rank in the Top 10 all-time at UVA for single-season receptions.
- Every player that ranks in the Top 10 of UVA single-season receptions has either been coached by current UVA wide receiver coach Marques Hagans, or has played with him at Virginia.
- Below is the UVA single-season reception list:

Player, Year	Receptions	Rec Yards	AVG	TD
1. Olamide Zaccheaus, 2018	93	1058	11.4	9
2. Olamide Zaccheaus, 2017	85	895	10.5	5
3. Billy McMullen, 2001	83	1060	12.8	12
4. Taquan Mizzell, 2015	75	721	9.6	4
5. Joe Reed, 2019	70	627	9.0	6
Heath Miller, 2003	70	835	11.9	6
7. Billy McMullen, 2002	69	894	13.8	3
8. Terrell Jana, 2019	67	760	11.3	2
9. Kris Burd, 2011	66	913	13.8	3
10. Hasise Dubois, 2019	65	979	15.1	4

DUBOIS EYES 1,000 RECEIVING YARDS ON THE SEASON

- WR Hasise Dubois needs 21 more receiving yards to become just the fourth Cavalier to reach 1,000 receiving yards in a season. He would become the second in two seasons, joining former teammate Olamide Zaccheaus who reached the plateau in the 2018 Belk Bowl.
- Below is the UVA single-season reception list:

Player, Year	Rec Yards	Receptions	AVG	TD
1. Herman Moore, 1990	1190	54	22.0	13
2. Billy McMullen, 2001	1060	83	12.8	12
3. Olamide Zaccheaus, 2018	1058	93	11.4	9
4. Hasise Dubois, 2019	979	65	15.1	4

HANDS BY HASISE


- WR Hasise Dubois has 65 receptions and zero dropped passes on 65 catchable targets this season.
- According to Pro Football Focus, that is the ranks No. 1 in the nation.

VIRGINIA WHEN IT IS GOAL-TO-GO

- Not counting the end of the William & Mary game when UVA was in "Victory Formation" - UVA is a perfect 34-of-34 on scoring opportunities when on offense and it is goal-to-go. UVA has scored 28 touchdowns and six field goals. Two of those field goals came in the loss at Miami.

VIRGINIA'S 1,000 CAREER RECEIVING LIST

Name (Years)	Total Yards
1. Billy McMullen (1999-02)	2,976
2. Olamide Zaccheaus (2015-18)	2,753
3. Herman Moore (1988-90)	2,504
4. John Ford (1984, 1986-88)	2,399
5. Kris Burd (2008-11)	2,190
6. Tyrone Davis (1991-94)	2,153
7. Germane Crowell (1994-97)	2,142
8. Patrick Jeffers (1992-95)	1,785
9. Hasise Dubois (2016-pres.)	1,776
10. Heath Miller (2002-04)	1,703
11. Darius Jennings (2011-14)	1,667
12. Tim Smith (2009-13)	1,591
13. Dave Sullivan (1970-72)	1,578
14. Taquan Mizzell (2013-16)	1,560
15. Bruce McGonnigal (1987-90)	1,556
16. Terrence Wilkins (1995-98)	1,495
17. Doni Dowling (2014-17)	1,413
Joe Reed (2016-pres.)	1,413
19. Alvin Pearman (2001-04)	1,396
20. Canaan Severin (2012-15)	1,383
21. Kevin Coffey (1997-00)	1,347
22. Kevin Ogletree (2006-08)	1,332
23. Demetrius Allen (1992-95)	1,312
24. Tim Finkleston (1986-89)	1,279
25. Tom Fadden (1973-76)	1,237
Deyon Williams (2003-06)	1,237
27. Aaron Mundy (1990-93)	1,196
28. Tom Santi (2004-07)	1,183
29. Perry Jones (2009-12)	1,165
30. Frank Quayle (1966-68)	1,145
Keith Mattoli (1986-87)	1,145
32. Bob Bischoff (1968-70)	1,109
33. Michael McGrew (2001-02, 2004)	1,101
34. Dontrelle Inman (2007-10)	1,098
35. Billy Smith (1981-83)	1,079
Andre Levrone (2014-17)	1,079
37. Keeon Johnson (2013-16)	1,069
38. Nick Merrick (1981-84)	1,044
39. John Pincavage (1963-65)	1,033
40. Terry Kirby (1989-92)	1,022
41. Henry Johnson (1980-82)	1,016



WR Hasise Dubois became the 41st Cavalier in program history to reach 1,000 career receiving yards when he did so at No. 10 Notre Dame on Sept. 28. He joined teammate Joe Reed who reached the plateau a week earlier.

VIRGINIA'S 1,000 CAREER RUSHING LIST

Name (Years)	Total Yards
1. Thomas Jones (1996-99)	3,998
2. Tiki Barber (1993-96)	3,389
3. Terry Kirby (1989-92)	3,348
4. Johnny Papit (1947-50)	3,238
5. Kevin Parks (2011-14)	3,219
6. Wali Lundy (2002-05)	3,193
7. Tommy Vigorito (1977-80)	2,913
8. Frank Quayle (1966-68)	2,695
9. Jim Bakhtiar (1955-57)	2,434
10. Alvin Pearman (2001-04)	2,394
11. Barry Word (1982-85)	2,257
12. Marcus Wilson (1987-89)	2,219
13. Antwoine Womack (1997-98, 2000-01)	2,207
14. Howard Petty (1983-85)	2,171
15. Kevin Brooks (1992-95)	2,082
16. Taquan Mizzell (2013-16)	2,075
17. Nikki Fisher (1988-91)	2,069
18. Billy Copeland (1973-76)	2,051
19. Perry Jones (2009-12)	2,033
20. Jordan Ellis (2015-18)	1,997
21. Kent Merritt (1971-73)	1,905
22. Gary Helman (1969-71)	1,832
23. Cedric Peerman (2005-08)	1,749
24. Antonio Rice (1982-84, 1986)	1,726
25. Bryce Perkins (2018-pres.)	1,668
26. Greg Taylor (1977-79, 1981)	1,653
27. Jerrod Washington (1990-93)	1,651
28. Bill Dudley (1939-41)	1,631
29. David Sloan (1973-76)	1,567
30. Jeff Anderson (1966-68)	1,508
31. Kevin Morgan (1985-88)	1,504
32. Charles Way (1991-94)	1,330
33. Durwin Greggs (1986-89)	1,324
Jason Snelling (2002, 2004-06)	1,324
35. Mikell Simpson (2006-09)	1,274
36. Shawn Moore (1987-90)	1,268
37. Jim Lacey (1969-71)	1,259
38. John Duda (1944-46)	1,252
39. Gerry Furst (1950-52)	1,249
40. Derek Jenkins (1981-83)	1,200
41. Carroll Jarvis (1964-66)	1,138
42. Bobby Pate (1950-52)	1,115
43. Quentin Walker (1979-80, 1982-83)	1,114
44. Keith Payne (2007, 2010)	1,004



Against William & Mary in week No. 2, QB Bryce Perkins became the 44th Cavalier in program history with 1,000 career rushing yards. He is only the third UVA quarterback to reach the milestone and the first since Shawn Moore in 1990.

AFCA'S 35 UNDER 35

- On Dec. 9 it was announced that Virginia's defensive line coach Vic So'oto was on the AFCA's 2020 list of 35 under 35. He is the only coach from the ACC on the list.
- The AFCA 35 Under 35 Coaches Leadership Institute is a prestigious program aimed at identifying and developing premier, future leaders in the football coaching profession. Selected participants are invited to attend the one-day institute that features a curriculum of interactive lectures focused on topics specifically tailored to emphasize leadership in the coaching profession, ethics, influential responsibilities, career progression, and family balance.

CAVALIERS ONE OF THE NATION'S BEST SACK TEAMS

- UVA's defense is No. 6 in the nation with 45 sacks (3.46 per game). The Cavalier linebacking corps alone has 26 sacks (2.0 per game).

VIRGINIA DEFENSE CLIMBING THE SINGLE-SEASON UVA SACK LEDGER

- Through 13 games UVA has 45 sacks, which is No. 1 all-time at UVA for most single-season team sacks in program history.

Season	Sacks	Games	Sacks Per Game
1. 2019	45	13	3.46
2. 2007	43	13	3.30
3. 1996	40	11	3.64
4. 1998	36	11	3.27
5. 2014	35	12	2.92

CAVALIERS REACHING THE 50-GAME PLATEAU

- So far this season DE Eli Hanback, WR Hasise Dubois and TB Chris Sharp have reached the 50-game plateau for their careers. Hanback was the 14th Cavalier to do so against Virginia Tech. The Orange Bowl will be his 52nd career game, setting a UVA record. Hanback is the only Cavalier to play in all 51 of the Bronco Mendenhall era at Virginia.
- Dubois and Sharp played in their 50th career game against No. 3 Clemson in the ACC Championship game.
- WR Joe Reed missed the ACC Championship game with an injury. The Orange Bowl will make him the 17th Cavalier in program history to reach 50 career games.

CAVALIERS NO. 5 IN THE NATION IN FIELD POSITION

- The Cavaliers have been +6.7 in field position so far this season, which ranks No. 5 in the nation.
- UVA's average starting field position has been its own 34.4, while UVA's opponents average is the 27.7-yard line.
- UVA won the field position battle in 2018, averaging the 33-yard line to start a drive while opponents averaged the 27.7-yard line.
- Below is the nation's top 5 in field position:

Team	Avg. Field Position
1. Penn State	+8.6
2. San Diego State	+7.6
3. Ohio State	+7.2
4. Arizona State	+7.0
5. Virginia	+6.7

BRYCE PERKINS AT A GLANCE

- QB Bryce Perkins is tied for No. 3 in UVA program history for 300+ passing games (4) and tied for No. 2 in UVA program history for 200+ passing games (15).
- Only six times has a UVA quarterback thrown for 200+ yards and rushed for 100+ yards in a game. Perkins has done it five times, including both his career games against North Carolina.
- Perkins is the only UVA quarterback to throw for 300+ yards and rush for 100+ yards in a game after setting the UVA single-game record for total offense (490) against the Tar Heels. Perkins threw for 378 yards and rushed for 112 against the Tar Heels. He accounted for 490 of UVA's 517 yards. Of all the opponents UNC has faced, only Lamar Jackson (Louisville) and Daniel Jones (Duke) have accounted for more total offense than what Perkins did against the Tar Heels on Nov. 2.
- Perkins has two games this season with 300+ passing yards and 100+ rushing yards. Perkins and Middle Tennessee State's Asher O'Hara are the only players in FBS with two such games this year. Nine times this season in all of FBS has a quarterback has thrown 300+ passing yards and 100+ rushing yards in the game, a feat accomplished by seven-different quarterbacks.
- Perkins owns the career UVA quarterback record for 100-yard rushing games with seven. Of those six games, three of them he finished with the total of 112 yards (vs. UNC & at VT in 2018; at UNC in 2019).

PERKINS IS ON THE VERGE OF JOINING SPECIAL COMPANY IN 2019

- UVA QB Bryce Perkins needs one touchdown responsible for, while maintaining his 64 percent passing rate to join a special list of quarterbacks. Over the past 10 years the following quarterbacks posted multiple seasons with 2,500+ passing yards, 500+ rushing yards, 30+ touchdowns responsible for and completes at least 60 percent of his passes: Marcus Mariota (3 times), JT Barrett (3 times), Robert Griffin III, Taylor Kelly, Johnny Manziel, Brett Hundley, Jalen Hurts, Dak Prescott, Marquise Williams and Deshaun Watson.
- Last year Perkins was one of two players in the nation with 2,600+ passing yards (2,680) and 900+ rushing yards (923), joining Heisman Trophy winner Kyler Murray (Oklahoma).
- Since the year 2000, Perkins in 2018, Murray in 2018 and Jalen Hurts (Oklahoma) so far in 2019 are the only players in the nation in a single season to complete at least 64 percent of their passes, while also throwing for 2,000+ yards, rushing for 900+ yards and being responsible for at least 30 touchdowns.

CAVALIER DEFENSE IS STOUT ON THIRD DOWN

- UVA's opponents have only been successful 24.0 percent (30-125) of the time when faced with a 3rd-and-5 or longer against the Cavalier defense. When faced with 3rd-and-4 or closer they succeed 62.5 percent (30-of-48) of the time. UVA is No. 36 in the nation and No. 4 in the ACC in third down defense (35.3).

DELANEY CLIMBS UVA'S SINGLE-SEASON SCORING LIST

- Brian Delaney is No. 4 all-time on the UVA single-season scoring list with 106 points.
- Delaney needs four extra points to break Jake McInerney's single-season record for made PATs.
- Delaney is the first 100-point scorer at UVA in a season since PK Ian Frye notched 100 in 2014.
- Below is where Delaney currently stacks up on UVA's single-season scoring list:

Player, Year	Pts.	X-Pt.	FG	TD	2-Pt
1. Bill Dudley, 1941	134	23-28	1-1	18	0
2. Gene Mayer, 1914	115	7	0	18	0
3. Connor Hughes, 2003	109	40-40	23-25	0	0
4. Brian Delaney, 2019	106	46-48	20-24	0	0

OLUWATIMI THE PROTECTOR

- Olusegun (Victor) Oluwatimi, has played 870 snaps on the offensive line of UVA's 900 offensive plays. He has taken 861 snaps at center, six at right guard and three at left guard. Oluwatimi only played nine plays against Old Dominion due to an injury.
- So far this season Oluwatimi has allowed zero sacks and zero quarterback hits.
- He sets the pass protection and has a 97 percent target success rate in five-on-five/six protections.

HOLDING OPPONENTS IN CHECK WHEN IT COMES TO TOTAL OFFENSE

- For the first time since 1969, UVA has started a season holding each of its first eight opponents under 400 yards of total offense. The 1969 team held all 10 opponents under 400 yards of total offense that year.
- UVA has yielded 400+ yards of total offense in only five of its last 25 games dating back to the start of the 2018 season. Dating back to the start of the 2017 season, UVA has yielded 400+ yards of total offense to its opponents in nine of its last 38 games.
- The UNC, VT and Clemson games are the only games this season where UVA's opponent tallied 400+ yards of total offense. UNC (539) snapped UVA's nine-game streak of holding its opponents to 399 or fewer yards. It was also the first time since the 2001 Georgia Tech game that UVA gave up 500+ yards and still won.

"ZZ STOP" HELPS LEAD THE WAY FOR UVA'S TOP-30 DEFENSE

- ILB Zane Zandier currently is No. 1 on the team and No. 8 in the ACC with 95 tackles as UVA is ranked No. 40 in the nation (No. 4 in the ACC) in total defense, allowing an average of 358.2 yards per game.
- Zandier intercepted his first career pass in the third quarter against ODU and returned it 22 yards for a touchdown. It is the second UVA interception by a linebacker this season (Matt Gahm at Pitt).
- Zandier's INT is the first pick-six by a UVA linebacker since Byron Thweatt returned an interception 53 yards against Virginia Tech in 1998.
- UVA is No. 30 in the nation (No. 5 in the ACC) in rushing defense, allowing 130.0 rushing yards per game. The Cavaliers are No. 7 in the nation with 3.46 sacks per game and No. 20 in the nation (No. 5 in the ACC) in tackles for loss per game (7.2).

JANA ON A RECEIVING MISSION FOR THE CAVALIERS

- WR Terrell Jana has been on a mission the last six games for the Cavaliers. The junior from Vancouver, B.C., has 42 receptions for 503 yards and two scores over his last six games.
- Jana is currently No. 4 in the ACC with 67 receptions.

PERKINS CLIMBING THE UVA ALL-TIME SEASON PASSING LIST

- QB Bryce Perkins is No. 4 on the UVA single-season passing list with 3,215 yards. He is just the second Cavalier to reach 3,000 passing yards.
- Below is where Perkins currently stacks up on UVA's all-time career passing list:

Player, Year	C-A	Pass Yards	INT	TD
1. Bryce Perkins, 2019	292-456	3,215	11	18
2. Kurt Benkert, 2017	298-509	3,207	9	25
3. Matt Schaub, 2002	288-418	2,976	7	28
4. Matt Schaub, 2003	281-403	2,952	10	18

PERKINS CLIMBING THE UVA ALL-TIME CAREER PASSING LIST

- QB Bryce Perkins is No. 3 all-time at UVA with 5,895 career passing yards.
- Below is where Perkins currently stacks up on UVA's all-time career passing list:

Player, Years	C-A	Pass Yards	INT	TD
1. Matt Schaub, 2000-03	716-1069	7,502	26	56
2. Shawn Moore, 1987-90	421-762	6,629	32	55
3. Bryce Perkins, 2018-pres.	517-805	5,895	20	43
4. Kurt Benkert, 2016-17	526-915	5,759	20	46
5. Jameel Sewell, 2006-07, 2009	514-903	5,366	22	24

PERKINS ON THE ALL-TIME UVA QB CAREER WIN LIST

- QB Bryce Perkins is tied for No. 2 all-time at UVA with 17 career wins.
- Below is where Perkins currently stacks up on UVA's QB career win list:

Player	Career Wins	Career Record	Career Starts
1. Shawn Moore	25	25-7	32
2. Bryce Perkins	17	17-9	26
Matt Schaub	17	17-14	31
4. Aaron Brooks	16	16-6	22
Marques Hagans	16	16-10	26
Jameel Sewell	16	16-16	32

"BREAKING THE ROCK"

"Breaking the Rock," has also become a tradition in UVA football, started in 2018 by Shawn Griswold, the team's director of football development and performance. It represents how you move a mountain, one rock at a time. The hardest worker during summer workouts is awarded the honor of swinging the sledgehammer and breaking the designated rock to close the summer phase. After a Cavalier win, the "unofficial player of the game" breaks the rock for that week. Below is the collection of Cavaliers to Break the Rock since the tradition began.

2019

Game	Rock Breaker
End of Summer	Jordan Mack
at Pitt	Joey Blount
William & Mary	Joe Reed
Florida State	Bryce Perkins
Old Dominion	Charles Snowden
Duke	Nick Howell
at North Carolina	Terrell Jana
Georgia Tech	Tavares Kelly Jr.
Liberty	De'Vante Cross
Virginia Tech	Bronco Mendenhall

2018

Game	Rock Breaker
End of Summer	Olamide Zaccheaus
Richmond	Jordan Ellis
vs. Ohio	Olamide Zaccheaus
Louisville	Charles Snowden
Miami	Brian Delaney
at Duke	Bryce Hall
North Carolina	Bryce Perkins
Liberty	Joe Reed
South Carolina (Belk Bowl)	Bronco Mendenhall



QB Bryce Perkins is one of three active Cavaliers to "Break the Rock" at least twice in their careers. Head coach Bronco Mendenhall has also been selected by the players twice to "Break the Rock".

2019 HONORS/AWARDS

Joey Blount, Jr., FS

- Athlon Sports preseason second-team All-ACC
- CollegeSportsMadness.com's ACC Def. POW (Sept. 3)
- ACC Defensive Back of the Week (Oct. 21)

Jowon Briggs, Fr., DT

- FWAA preseason Freshman All-American
- 247Sports preseason Freshman All-American
- ESPN.com Midseason Freshman All-American

Dejon Brissett, Sr., WR

- Phil Steele preseason fourth-team All-ACC

Richard Burney, Sr., DL

- Phil Steele preseason fourth-team All-ACC
- CoSIDA Academic All-District (Nov. 14)

De'Vante Cross, Jr., DB

- ACC Defensive Back of the Week (Nov. 25)

Brian Delaney, Jr., PK

- ACC Specialist of the Week (Sept. 3)

Hasise Dubois, Sr., WR

- Athlon Sports preseason third-team All-ACC

Bryce Hall, Sr., CB

- Associated Press preseason first-team All-America
- ESPN.com preseason All-America
- Sports Illustrated preseason first-team All-America
- PFF preseason first-team All-America
- Athlon Sports preseason first-team All-America
- Phil Steele preseason first-team All-American
- Bednarik Award Watch List
- Bronko Nagurski Trophy Watch List
- Jim Thorpe Award Watch List
- Lott IMPACT Trophy Watch List
- Walter Camp Award Watch List
- Wuerffel Trophy Watch List
- AFCA AllState Good Works Team nominee
- Preseason All-ACC (media)
- Athlon Sports preseason first-team All-ACC
- Phil Steele preseason first-team All-ACC
- Associated Press midseason second-team All-America
- Jason Witten Collegiate Man of the Year semifinalist

Eli Hanback, Sr., DE

- Athlon Sports preseason third-team All-ACC

Jordan Mack, Sr., ILB

- Bronko Nagurski Trophy Watch List
- Campbell Trophy nominee
- Athlon Sports preseason third-team All-ACC
- Phil Steele preseason fourth-team All-ACC
- Campbell Trophy Semifinalist (Sept. 25)
- Campbell Trophy Finalist (Oct. 30)
- CoSIDA Academic All-District (Nov. 14)
- Jim Tatum Award

Ryan Nelson, So., OT

- Athlon Sports preseason fourth-team All-ACC

Bryce Perkins, Sr., QB

- Maxwell Award Watch List
- Davey O'Brien Award Watch List
- Manning Award Watch List
- Johnny Unitas Golden Arm Watch List
- Athlon Sports preseason second-team All-ACC
- Phil Steele preseason second-team All-ACC
- ACC Co-Quarterback of the Week (Sept. 16)
- Johnny Unitas Golden Arm Award Finalist (Oct. 8)
- College Sports Madness Off. POW (Nov. 3)
- College Football Performance National POW (Nov. 3)
- Davey O'Brien Award Great Eight (Nov. 4)
- ACC Quarterback of the Week (Nov. 4)
- Davey O'Brien Award QB of the Week (Nov. 5)
- ACC Quarterback of the Week (Dec. 1)

Joe Reed, Sr., WR

- Athlon Sports preseason fourth-team All-America (KR)
- Paul Hornung Award Watch List
- Athlon Sports preseason first-team All-ACC (KR)
- Phil Steele preseason third-team All-ACC (KR)
- ACC Specialist of the Week (Sept. 9)
- Paul Hornung Award Honor Roll (Sept. 16)
- CBS Sports midseason All-American
- Paul Hornung Award Honor Roll (Oct. 21)
- Paul Hornung Award Finalist (Nov. 14)

Charles Snowden, Jr., OLB

- Butkus Award Watch List
- Athlon Sports preseason second-team All-ACC
- Phil Steele preseason first-team All-ACC
- Walter Camp National Def. POW (Sept. 22)
- ACC Linebacker of the Week (Sept. 23)

Noah Taylor, So., OLB

- ACC Linebacker of the Week (Dec. 1)

PERKINS CLIMBS UVA CAREER TOUCHDOWN PASSING LIST

- QB Bryce Perkins is No. 4 all-time at UVA with 40 career touchdown passes.

Name, Years	TD
1. Matt Schaub, 2000-03	56
2. Shawn Moore, 1987-90	55
3. Kurt Benkert, 2016-17	46
4. Bryce Perkins, 2018-pres.	43

PERKINS CLIMBING THE UVA ALL-TIME TOTAL OFFENSE LIST

- QB Bryce Perkins is No. 2 all-time at UVA with 7,563 career yards of total offense.
- He needs at least 335 yards of total offense in the Orange Bowl to break Shawn Moore's UVA career record for total offense. Perkins has averaged 304.6 yards of total offense a game this year.
- Against North Carolina this season he set the single-game UVA record for total offense with 490 yards.
- Perkins set the UVA single-season record for total offense in 2018 with 3,603 yards.
- Below is where Perkins currently stacks up on UVA's all-time total offense yards list:

Player, Years	Rush Yards	Pass Yards	Plays	Total Yards	Avg.
1. Shawn Moore, 1987-90	1,268	6,629	1,177	7,897	6.7
2. Bryce Perkins, 2018-pres.	1,668	5,895	1,230	7,563	6.2
3. Matt Schaub, 2000-03	58	7,502	1,201	7,560	6.3
4. Scott Gardner, 1972-75	841	5,218	1,118	6,059	5.4
5. Jameel Sewell, 2006-07, 09	646	5,366	1,260	6,012	4.8

PERKINS OWNS UVA SINGLE-SEASON TOTAL OFFENSE RECORD AGAIN

- QB Bryce Perkins broke his own single-season UVA record for total offense and is the only Cavalier to have multiple seasons of 3,000+ yards of total offense. A UVA quarterback has broken this record three seasons in a row.
- Perkins set the UVA single-season record for total offense in 2018 with 3,603 yards.
- Below is where Perkins currently stacks up on UVA's single-season total offense yards list:

Player, Year	Rush Yards	Pass Yards	Plays	Total Yards	Avg.
1. Bryce Perkins, 2019	745	3,215	669	3,960	6.0
2. Bryce Perkins, 2018	923	2,680	561	3,603	6.4
3. Kurt Benkert, 2017	-63	3,207	574	3,144	5.5
4. Matt Schaub, 2002	95	2,976	488	3,071	6.3

REED IS DANGEROUS WITH THE BALL

- WR Joe Reed is the only player in the nation with 500+ receiving yards (561) and 600+ kick return yards (743).
- He is currently No. 1 in the nation with a 34.7 yards per kick return.
- On deep kicks to inside the five-yard line, Reed has returned 13 kicks for an average of 41.5 yards per return.
- Reed is the only player in the nation this season with 22 or fewer kick returns and over 700 kick return yards.
- Reed leads the nation in the following return categories: kick returns of 70+ yards (3), 80+ yards (2) and 90+ yards (2).
- Reed is the only player in the nation with 700+ kick return yards and a return average of 31+ yards per return this season.
- Reed has 3,010 career kick return yards and is averaging 28.9 yards per kick return while in a UVA uniform. He is the only player in FBS history to have 2,700+ career kick return yards and a career average per kick return of 28+ yards. He is also the only FBS player with 100+ career returns and a career kick return average of 28+ yards.
- Reed is just the 10th player in FBS history with 3,000 career kick return yards and just the fourth from a Power 5 conference school.
- Reed leads UVA with 70 receptions and six receiving touchdowns, while he is third on the squad with 627 receiving yards.

REED ON THE ACC ALL-TIME KICK RETURN LIST

- WR Joe Reed is No. 2 in ACC history with 3,010 kick returns yards and No. 3 all-time in kick return average at 28.9 yards per return. He is the only player in ACC history to be ranked in the top 5 in career kick return yardage and career yards per kick return.
- Reed is the only player in ACC history with 1,700+ career kick return yards and an average of 28+ per return. Below is where Reed currently stacks up on the ACC's all-time kick return lists:

Player, Team, Years	Yardage	Returns	Avg.
1. T.J. Graham, NC State, 2008-11	3,153	137	23.0
2. Joe Reed, Virginia, 2016-pres.	3,010	104	28.9
3. Torrey Smith, Maryland, 2008-10	2,983	123	24.3
4. Brandon Tate, UNC, 2005-08	2,688	109	24.7
5. Michael Walker, BC, 2015-18	2,656	106	25.1

Name, Team, Years	Avg.
1. Duke Johnson, Miami, 2012-14	31.4
2. Justin Miller, Clemson, 2002-04	30.7
3. Joe Reed, Virginia, 2016-pres.	28.9
4. Dickie Harris, South Carolina, 1969-70	28.1
5. DeVon Edwards, Duke, 2013-16	27.8

REED CLIMBING THE UVA ALL-TIME ALL-PURPOSE LIST

- Joe Reed is No. 6 all-time at UVA with 4,581 career all-purpose yards.
- Reed is the only Cavalier with 2,000+ career kick return yards.
- Below is where Reed currently stacks up on UVA's all-time all-purpose yards list:

Player, Years	All-Purpose Yards	Receiving	Rushing	Punt Ret.	Kick Ret.
3. Tiki Barber, 1993-96	4,869	602	3,389	694	184
4. Thomas Jones, 1996-99	4,698	571	3,998	82	47
5. Terry Kirby, 1989-92	4,637	1,022	3,348	0	267
6. Joe Reed, 2016-pres.	4,581	1,413	158	0	3,010

REED ON FBS ALL-TIME CAREER KICK RETURN FOR TD LIST

- WR Joe Reed is tied for No. 9 in FBS history with five kick returns for a touchdown. He is also tied for No. 3 in ACC history with five kick returns for touchdowns.

Name, Team, Years	KR Touchdowns
1. C.J. Spiller, Clemson, 2006-09	7
Tyron Carrier, Houston, 2008-11	7
Rashaad Penny, San Diego State, 2014-17	7
Tony Pollard, Memphis, 2015-18	7
5. Ashlan Davis, Tulsa, 2004-05	6
Devon Edwards, Duke, 2013-16	6
Justin Gilbert, Oklahoma State, 2010-13	6
Quincy McDuffie, UCF, 2009-12	6
9. Joe Reed, Virginia, 2016-pres.	5
10 Others	5

THE 100/1,000 CLUB AT VIRGINIA

- WR Hasise Dubois is the 21st Cavalier in program history to reach 100 career receptions and 1,000 career receiving yards, reaching both milestones at No. 10 Notre Dame on Sept. 28.
- WR Joe Reed is already a member of the 1,000 career receiving yards club, reaching the milestone one game (Old Dominion) prior to Dubois. At Louisville Reed became the 22nd Cavalier in the 100/1,000 career club.

DUBOIS IS "CLUTCH CITY" ON THIRD DOWN

- Dubois has been one of Bryce Perkins' main targets on third down, catching 16 passes on third down with 17 going for a first down and three for touchdowns.
- Overall, of Dubois' 65 receptions 43 (66.2 percent) have gone for a first down and four for touchdowns.
- In 2018, Dubois made 32 first downs on 52 receptions (61.5 percent) with five touchdowns.

PERKINS RUSHING ON THIRD AND FOURTH DOWN

- QB Bryce Perkins is 26-of-37 this season picking up a first down when rushing on third or fourth down with six touchdowns. He is 23-of-34 on third down rushing for a first down with five touchdowns and 3-of-3 on fourth down rushing for a first down, along with one touchdown.
- Perkins, not counting sacks, is averaging 8.3 yards per rush on third down with 19 first downs and five touchdowns.

JOE REED WAS A FINALIST FOR THE PAUL HORNING AWARD

- WR Joe Reed was a finalist for the Paul Hornung Award, given annually the most versatile player in major college football. He is one of four finalists for the award and the only from the ACC.
- In the 10th season of the award, Reed was UVA's first finalist.

JORDAN MACK IS NAMED A FINALIST FOR THE CAMPBELL TROPHY

- ILB Jordan Mack is a finalist for the prestigious Campbell Trophy (Academic Heisman). He was named one of 12 finalists (only one in the ACC) on Oct. 30 from a pool of 185 semifinalists. Mack will receive an \$18,000 postgraduate scholarship as a member of the NFF National Scholar-Athlete Class, presented by Fidelity Investments. Mack, along with the other 12 finalists traveled to New York City for the 62nd NFF Annual Awards Dinner on Tuesday, Dec. 10, where his accomplishments were highlighted.
- Mack is UVA's sixth all-time finalist for the Campbell Trophy. Stephen Phelan, Jr. (1997), Tiki Barber (1996) and Gary Cuzzo (1962) join Micah Kiser (2017) and Tom Burns (1994) as the six all-time Campbell Trophy finalists from Virginia. Virginia is one of five schools (only ACC school) to have multiple Campbell Trophy recipients with Burns and Kiser.
- A community involvement he is passionate about is his work with the Kindness Café + Play, which is a café in Charlottesville that employs people with cognitive disabilities, creating a space where people with and without disabilities interact as peers and where connections are made. Jordan's volunteer work with the café includes marketing and promotion of the café locally about the need for such an endeavor in the community.

REED TAKING IT TO THE HOUSE

- WR Joe Reed recorded his fifth career kick return for a touchdown with a 95-yard return against Duke. It was the second kick return for a touchdown this season for Reed, which is tied for the nation's lead. Earlier in the season Reed notched the fourth 100-yard kick return for a touchdown in program history with his lone return against William & Mary.
- Reed joined Tavon Mason (2001) and Marquis Weeks (2002 & 2004) as the only Cavaliers to record a 100-yard kick return in program history.
- Reed is one of 16 players in the nation this season to notch a 100-yard kick return.
- Reed has returned five kicks in his career for a touchdown, which is a UVA record. No other player has returned more than two. No other player has returned kicks in three separate seasons as Reed returned two in 2017, one in 2018 and two in 2019. He leads the nation in 2019 with two kick returns for a touchdown.

PERKINS RUSHES FOR THREE TOUCHDOWNS AGAINST DUKE

- QB Bryce Perkins rushed for three touchdowns against Duke. Last time a UVA QB did that was Shawn Moore against Georgia Tech in 1990.

DID YOU KNOW?

- When offensive coordinator Robert Anae finished playing football, he returned home to Hawaii and served as the body model for the towering stature of the father of surfing, Duke Kahanamoku, a five-time Olympian.
- The statue, created by artist Jan Fisher, is right next to the famous Waikiki Beach. Anae was a graduate assistant at Hawaii at the time and the artist needed a model, a surfer that was tall, and he went looking for the tallest surfer on the North Shore.
- DL Samson Reed's father, Tanoai, played offensive line at Hawaii from 1991-94. Reed's dad, Tanoai, is the cousin of Dwayne "The Rock" Johnson and works as his Hollywood stunt double.
- Virginia has five players on its roster who are the sons of former Cavalier football players. Joey Blount (Tony Blount), Germane Crowell (Germane Crowell, Sr.), Tucker Finkelston (Tim Finkelston), John Izlar (Paul Izlar) and Andrew Yavinsky (Marc Yavinsky).
- WR Chuck Davis won \$100,000 playing the Virginia Lottery in June 2017. He spent \$1 for a Cash 5 game ticket at a 7-Eleven in Ashburn, Va. He used the numbers on his grandmother's license plate on the car he drove to the market.
- WR Jalen Harrison came to Virginia to play baseball and was part of the 2017 and 2018 squads, appearing in 25 career games. The outfielder's first career hit was a home run against La Salle.
- S Vinnie Vlado's father, Larry Vlado, was college football teammates at Oregon State with UVA head coach Bronco Mendenhall in 1986 and 1987.
- LS Enzo Anthony is a direct descendant of UVA founder and third president of the United States, Thomas Jefferson.
- PK Justin Duenkel's aunt, Virginia Duenkel, won Olympic gold in the 400 freestyle and the bronze in the 400 backstroke at the 1964 Olympics in Tokyo.
- TB Seneca Milledge won the Florida Class A 100-meter high school state title in 2019 and anchored the 4x100 relay to gold. He also won the 2A state title in the long jump in 2018 with a jump of 7.19 meters.
- OL Zachary Teter is the son of Doug Teter, the head athletic trainer for the Detroit Tigers.

UVA FUTURE SCHEDULES

2020

Sept. 7	vs. Georgia	Atlanta, Ga.
Sept. 12	VMI	Charlottesville, Va.
Sept. 19	UConn	Charlottesville, Va.
Oct. 24	at Old Dominion	Norfolk, Va.
TBA	at Clemson	Clemson, S.C.
TBA	at Duke	Durham, N.C.
TBA	at Georgia Tech	Atlanta, Ga.
TBA	Louisville	Charlottesville, Va.
TBA	Miami	Charlottesville, Va.
TBA	North Carolina	Charlottesville, Va.
TBA	Pittsburgh	Charlottesville, Va.
TBA	at Virginia Tech	Blacksburg, Va.

2021

Sept. 4	William & Mary	Charlottesville, Va.
Sept. 11	Illinois	Charlottesville, Va.
Oct. 30	at BYU	Provo, Utah
Nov. 13	Notre Dame	Charlottesville, Va.
TBA	Wake Forest	Charlottesville, Va.
TBA	Duke	Charlottesville, Va.
TBA	Georgia Tech	Charlottesville, Va.
TBA	at Louisville	Louisville, Ky.
TBA	at Miami	Miami Gardens, Fla.
TBA	at North Carolina	Chapel Hill, N.C.
TBA	at Pittsburgh	Pittsburgh, Pa.
TBA	Virginia Tech	Charlottesville, Va.

2022

Sept. 3	Richmond	Charlottesville, Va.
Sept. 10	Illinois	Champaign, Ill.
Sept. 17	Old Dominion	Charlottesville, Va.
TBA	at Syracuse	Syracuse, N.Y.
TBA	at Duke	Durham, N.C.
TBA	at Georgia Tech	Atlanta, Ga.
TBA	Louisville	Charlottesville, Va.
TBA	Miami	Charlottesville, Va.
TBA	North Carolina	Charlottesville, Va.
TBA	Pittsburgh	Charlottesville, Va.
TBA	at Virginia Tech	Blacksburg, Va.

2023

Sept. 2	William & Mary	Charlottesville, Va.
Sept. 9	BYU	Charlottesville, Va.
Sept. 16	at Maryland	College Park, Md.
Oct. 14	Liberty	Charlottesville, Va.
TBA	NC State	Charlottesville, Va.
TBA	Duke	Charlottesville, Va.
TBA	Georgia Tech	Charlottesville, Va.
TBA	at Louisville	Louisville, Ky.
TBA	at Miami	Miami Gardens, Fla.
TBA	at North Carolina	Chapel Hill, N.C.
TBA	at Pittsburgh	Pittsburgh, Pa.
TBA	Virginia Tech	Charlottesville, Va.

NASH GRIFFIN WITH THE NATION'S LONGEST PUNT

- P Nash Griffin booted a 78-yard punt at Louisville. It is the longest punt in the nation this season and tied for third-longest in program history. Will Brice also had a 78-yard punt in 1994 against Georgia Tech.

SEVEN-DIFFERENT CAVALIERS SCORE TOUCHDOWNS AGAINST LIBERTY

- Last time out against Liberty, seven-different Cavaliers scored touchdowns on offense. The last time seven-different offensive players scored touchdowns in the same game for UVA was the 1990 game at Kansas.
- UVA did have seven-different players score touchdowns in the 2003 game at Western Michigan, but two were on interception returns.

THE NORTH CAROLINA WIN

- With the win at UNC on Nov. 2, UVA became bowl-eligible for the third season in a row.
- UVA yielded 539 yards of offense to UNC, marking the first time since 2001 UVA gave up 500 yards and still won the game. Prior to the UNC game, UVA had not given up more than 400 yards this season.
- QB Bryce Perkins broke Kurt Benkert's (465) single-game UVA record for total offense, notching 490 yards against the Tar Heels. In UNC's football history, only Lamar Jackson (Louisville) and Daniel Jones (Duke) have accounted for more offense against the Tar Heels.
- Perkins was electric at North Carolina on Nov. 2. He became only the fifth quarterback in FBS football since 2000 to pass for 350+ yards (378), rush for 100+ yards (112), throw for 3+ touchdowns (3) and rush for 2+ touchdowns (2) against a "Power-5" opponent. He joins two other former ACC quarterbacks on that list as Tajh Boyd (Clemson) and Lamar Jackson (Louisville) also accomplished the feat. Overall 12 FBS players have accomplished the feat and Perkins' 76.9 passing percentage is the highest on the list, 6.3 percentage points higher than the next closest quarterback.

DUBOIS HAD CAREER DAY AT NOTRE DAME

- WR Hasise Dubois had a career day at No. 10 Notre Dame. He set career marks for catches (9) and yards receiving (143), while also scoring an acrobatic touchdown to give UVA a 17-14 lead heading into half-time.
- Dubois' 143 receiving yards are the most by an opponent at Notre Dame Stadium since Oct. 17, 2009 when USC's Anthony McCoy had 153 receiving yards against the Irish.
- Dubois' 143 receiving yards is the third most against the Irish since the start of the 2014 season. Former Cavalier Canaan Severin had the most (153) during the 2015 meeting, while Clemson's Justyn Ross had 148 receiving yards against the Irish in last year's Cotton Bowl semifinal game for the College Football Playoff.
- His 143 receiving yards is more than the total passing yards of seven of Notre Dame's other 11 opponents this season.

PERKINS' SECOND HALF AGAINST FLORIDA STATE AIDS THE CAUSE

- QB Bryce Perkins was precision in the second half against Florida State as the Cavaliers were trailing the Seminoles, 14-10, at the half.
- Perkins started the second half connecting on 16-straight passes, two short of tying the UVA record (18 by Michael Rocco vs. Miami, 2012). In the second half he was 17-of-19 passing for 156 yards and one touchdown.
- Perkins also scored the crucial two-point conversion with his feet to put UVA up 31-24 with 2:34 left to play. Perkins had been flushed as far back as the 15-yard line before scrambling and scampering into the end zone.

VIRGINIA OWNED THE CLOCK IN SECOND HALF AGAINST FLORIDA STATE

- Virginia only had four offensive drives in the second half against Florida State and they ended in punt, touchdown, touchdown and touchdown.
- Of the 30 possible minutes of play in the second half, UVA held possession for 19:12 of it.
- Overall, UVA held possession of the ball against the Seminoles for 39:44, which is the fifth-longest time of possession advantage UVA has had in program history. Four of the Top 10 games of longest TOP have come in the Bronco Mendenhall era at UVA.
- UVA is No. 1 in the ACC and No. 9 in the nation in time of possession, averaging possession 33:26 per game.

CAVALIER OFFENSE GRINDS IN THE FOURTH QUARTER VS. FSU

- Virginia had three offensive drives that resulted in touchdowns in the fourth quarter against Florida State.
- Over those three offensive drives the Cavaliers amassed 222 yards of total offense on 28 plays (7.9 yards per play). UVA tallied two 11-play, 75-yard touchdown drives, followed by a six-play, 72-yard touchdown drive that proved to be the game-winning score.

NICK GRANT'S PICK-6 PROVES PROPHETIC

- CB Nick Grant notched his first career interception and returned it 85 yards for a touchdown against William & Mary.
- The redshirt junior came to UVA in 2016 and was prophetic to call that he would return his first career INT for a touchdown. Grant said postgame: "You can ask all of my friends; I told them that my first career pick is going to the crib. It's going to be a touchdown and I've been saying that since my first year of college. It just so happened to come my way my fourth year. I've definitely dreamed about it my whole life. It's a DB's dream."
- Grant's 85-yard interception return is the third-longest in program history and is the ninth-longest in the nation this season.

HOLLINS SHINES IN OFFENSIVE DEBUT

- True freshman running back Mike Hollins scored a touchdown on his first career rush against William & Mary. The nine-yard scoring jaunt made Hollins the first Cavalier since Jordan Ellis (2015) to score a touchdown on his first collegiate rush. Ellis also did so against William & Mary.
- Hollins led UVA off the bench with 78 yards on 11 carries (7.1 average) and two rushing touchdowns.
- Hollins made his collegiate debut in the opener at Pitt on special teams.

CAREER STARTS

Defensive Players

Name, Pos.	'14	'15	'16	'17	'18	'19	Career	Streak
Eli Hanback, DT	*	*	11	13	12	11	47	8
Jordan Mack, ILB	*	*	9	13	9	12	43	4
Bryce Hall, CB	*	*	7	13	13	6	39	-
Brenton Nelson, FS	*	*	*	13	12	5	30	-
Charles Snowden, OLB	*	*	*	*	13	13	26	25
Zane Faudier, LB	*	*	*	0	8	13	21	13
Mandy Alonso, DE	*	*	*	4	5	9	18	4
Joey Blount, FS	*	*	*	1	5	10	16	10
De'Vante Cross, FS	*	*	*	*	1	12	13	12
Nick Grant, CB	*	*	*	*	*	13	13	13
Richard Burney, DE	*	0	0	3 [^]	3	5	11	1
Chris Moore, DB	*	*	1	6	0	4	11	-
Noah Taylor, OLB	*	*	*	*	*	9	9	8
Aaron Faudier, DT	*	*	*	*	4	4	8	-
Jowon Briggs, DT	*	*	*	*	*	7	7	-
Robert Snyder, ILB	*	*	0	0	6	0	6	-
Darius Bratton, CB	*	*	*	*	5	0	5	-
Jordan Redmond, NT	*	*	*	*	5	0	5	-
Matt Gahm, OLB	*	*	*	*	*	4	4	-
Heskin Smith	*	*	*	*	*	3	3	3
Myles Robinson, CB	*	0	3	*	0	0	3	-
Tommy Christ, DT	*	*	*	*	3	0	3	-
Nick Jackson, OLB	*	*	*	*	*	1	1	-
Jaylon Baker	*	*	*	*	*	1	1	-

* did not play ^ - starts made on offense

Note: Some starts may be at positions other than the ones listed.

Offensive Players

Name, Pos.	'15	'16	'17	'18	'19	Career	Streak
Dillon Reinkensmeyer, C	*	*	11	13	12	36	10
Hasise Dubois, WR	*	2	5	11	11	29	8
Joe Reed, WR	*	1	8	6	12	28	-
Bryce Perkins, QB	*	*	*	13	13	26	26
Ryan Nelson, OT	*	*	*	13	13	26	26
Tanner Cowley, TE	*	0	8	5	10	22	8
Chris Glaser, OT	*	*	2	7	12	21	-
Terrell Jana, WR	*	*	1	2	9	13	5
Oluasegun Oluwatimi, C	*	*	*	*	12	12	9
Dejon Brissett, WR	*	0	7	3	2	12	-
Wayne Taulapapa, TB	*	*	*	*	11	11	2
Bobby Haskins	*	*	*	*	11	11	11
Lamont Atkins, TB	*	*	1	3	3	7	-
Jamari Peacock, FB	*	*	2	3	0	5	-
Ryan Swoboda, OT	*	*	*	1	3	4	1
Ben Hogg, WR	*	0	2	1	0	3	-
Tavares Kelly, WR	*	*	*	2	1	3	-
Terrell Chatman, WR	*	*	*	*	3	3	-
Billy Kemp IV, WR	*	*	*	0	2	2	1
PK Kier, TB	*	*	1	0	0	1	-
Grant Misch, TE	*	*	*	1 [^]	0	1	-
Tyler Fannin, C	*	*	*	*	1	1	-

* did not play ^ - starts made on defense % - starts made at Richmond

Note: Some starts may be at positions other than the ones listed.

2019 VIRGINIA OPPONENTS

Opponent	'19 Record	AP Rank	Bowl Opponent	Bowl Game
at Pitt	7-5		vs. Eastern Michigan	Quick Lane
William & Mary	5-7			
Florida State	6-6		vs. Arizona State	Sun
Old Dominion	1-11			
at Notre Dame	10-2	14	vs. Iowa State	World Camping
at Miami	6-6		vs. Louisiana Tech	Independence
Duke	5-7			
at Louisville	7-5		vs. Mississippi State	Music City
at North Carolina	6-6		vs. Temple	Military
Georgia Tech	3-9			
Liberty	7-5		vs. Georgia Southern	Cure
Virginia Tech	8-4		vs. Kentucky	Belk
Clemson (ACC)	13-0	3	vs. Ohio State	Fiesta

VIRGINIA'S ALL-TIME OVERTIME GAMES

• UVA has played 11 all-time OT games and has a 4-7 record all-time:

Year	Opponent	Site	Result
2018	at Virginia Tech	Lane Stadium (Blacksburg, Va.)	L, 31-34
2018	at Georgia Tech	Bobby Dodd Stadium (Atlanta, Ga.)	L, 27-30
2015	vs. Syracuse (3 OT)	Scott Stadium	W, 44-38
2011	vs. Idaho	Scott Stadium	W, 21-20
2008	vs. Miami	Scott Stadium	L, 17-24
2008	vs. North Carolina	Scott Stadium	W, 16-13
2006	vs. Wyoming	Scott Stadium	W, 13-12
2004	vs. Fresno State *	Bronco Stadium (Boise, Idaho)	L, 34-37
2003	at Clemson	Memorial Stadium (Clemson, S.C.)	L, 27-30
2000	vs. BYU	Scott Stadium	L, 35-38
1999	vs. Duke (2 OT)	Scott Stadium	L, 17-24

*MPC Computers Bowl

SCOTT STADIUM, HOME OF THE CAVALIERS

The Carl Smith Center, home of David A. Harrison III Field at Scott Stadium, with its unique architectural design, scenic setting on the University's Grounds and exceptional sight lines, is one of the nation's finest college football settings.

Opened in 1931, Scott Stadium might be one of the oldest campus college football stadiums in the nation, but you could never tell from its appearance. Numerous upgrades and expansions make it a modern home for the Cavaliers and their fans.

Scott Stadium was the gift of Frederic William Scott and Elisabeth Strother Scott, and was dedicated to the memory of his parents, Frederic Robert Scott and Frances Branch Scott.

Virginia played its dedication game at Scott Stadium on Oct. 15, 1931 against the Virginia Military Institute before a then-capacity crowd of 22,000. Prior to that season, the Cavaliers staged their home games at the University's Lambeth Field.

Virginia has played 477 games in the historic venue. UVA's all-time record at Scott Stadium stands at 272-193-12.

Top 10 Scott Stadium Crowds All-Time

Date	Attend.	Opponent	Result	Date	Attend.	Opponent	Result
8/30/08	64,947	USC	USC, 52-7	10/18/03	62,875	Florida State	FSU, 19-14
11/13/04	63,701	Miami	UM, 31-21	9/11/04	62,790	North Carolina	UVA, 56-24
11/19/05	63,344	Virginia Tech	VT, 52-14	10/7/04	61,833	Clemson	UVA, 30-10
10/15/05	63,106	Florida State	UVA, 26-21	8/30/03	61,737	Duke	UVA, 27-0
11/6/04	63,072	Maryland	UVA, 16-0	11/24/07	61,711	Virginia Tech	VT, 33-21

CAREER STARTS BY POSITION

OFFENSE

WR	LT	LG	C	RG	RT	TE	QB	TB	WR	WR	FB
Reed (28)	Nelson, R. (13)	Nelson, R. (13)	Reinkensmeyer (21)	Glaser (12)	Reinkensmeyer (11)	Cowley (20)	Perkins (26)	Taulapapa (11)	Hogg (3)	Dubois (29)	Peacock (5)
Brissett (2)	Haskins (12)	Glaser (7)	Oluwatimi (12)	Reinkensmeyer (2)	Glaser (2)	Burney (3)		Atkins (7)	Kelly (3)	Jana (12)	
	Reinkensmeyer (2)		Fannin (1)		Swoboda (2)	Swoboda (1)		Kier (1)	Chatman (3)	Cowley (2)	
									Kemp IV (1)		

DEFENSE

DE	DT	DE	OLB	ILB	ILB	OLB	CB	FS	SS	CB
Faumui (8)	Hanback (23)	Hanback (22)	Snowden (26)	Mack (33)	Zandier (21)	Peace (37)	Grant (13)	Cross (13)	Nelson, B. (18)	Hall, B. (39)
Burney (8)	Briggs (7)	Alonso (18)	Mack (10)	Snyder (7)		Taylor (9)	Bratton (5)	Nelson, B. (12)	Blount (7)	Moore (9)
Hanback (2)	Redmond (5)	Christ (3)		Jackson (1)		Gahm (4)	Smith (3)	Blount (6)	Cross (1)	Blount (3)
									Moore (2)	Baker (1)

LAST TIME: SPECIAL TEAMS

LAST UVA KICKOFF RETURN FOR A TOUCHDOWN

Joe Reed vs. Duke, 2019 (95 yards)

LAST UVA PUNT RETURN FOR A TOUCHDOWN

Maurice Canady vs. William & Mary, 2015 (74 yards)

LAST TIME UVA BLOCKED A PUNT

Noah Taylor at Pitt, 2019

LAST TIME UVA BLOCKED A PUNT FOR A TD

Trey Womack at Miami (Fla.), 2009 (B. Schautz TD for 20 yards)

LAST TIME UVA BLOCKED A FIELD GOAL

Charles Snowden at Indiana, 2018

LAST TIME UVA BLOCKED A PAT

Juan Thornhill at Indiana, 2018

GAME-WINNING FIELD GOALS IN UVA HISTORY

Below is the list of UVA's all-time fourth quarter game-winning field goals that were the game's last score and gave the Cavaliers the lead for good.

NAME	DATE	OPP.	DISTANCE	TIME	FINAL
Ian Frye	Sept. 13, 2014	Louisville	42	3:42	23-21
Robert Randolph	Sept. 10, 2011	at Indiana	23	:00	34-31
Chris Gould	Oct. 13, 2007	UConn	19	3:20	17-16
Chris Gould	Oct. 6, 2007	at Middle Tenn.	34	:08	23-21
Connor Hughes	Dec. 30, 2005	vs. Minnesota	39	1:08	34-31
Connor Hughes	Sept. 17, 2005	at Syracuse	19	:01	27-24
Connor Hughes	Sept. 27, 2003	Wake Forest	38	:10	27-24
Todd Braverman	Sept. 4, 1999	at North Carolina	50	:27	20-17
Todd Braverman	Sept. 19, 1998	Clemson	30	:49	20-18
John A. Roberts	Oct. 18, 1997	Duke	29	2:31	13-10
Rafael Garcia	Nov. 16, 1996	North Carolina	32	:39	20-17
Rafael Garcia	Sept. 17, 1994	Clemson	19	:26	9-6
Jake McInerney	Oct. 28, 1989	Louisville	37	:00	16-15
Mark Inderlied	Sept. 17, 1988	Georgia Tech	35	:09	17-16
Mark Inderlied	Nov. 12, 1988	North Carolina	28	6:11	27-24
Jeff Gaffney	Oct. 4, 1986	at Wake Forest	36	:56	30-28
Kenny Stadlin	Dec. 31, 1984	vs. Purdue	22	7:17	27-24
Wayne Morrison	Oct. 31, 1981	VMI	20	11:26	13-10
Wayne Morrison	Nov. 1, 1980	at Tennessee	43	11:03	16-13
Russell Henderson	Oct. 22, 1977	Wake Forest	34	:05	12-10
Billy Maxwell	Nov. 20, 1971	at Maryland	22	:18	29-27

CONSECUTIVE GAMES WITH A RECEPTION

Name, Pos.	Streak	'19 Rec.	Career Rec.	Streak Started
Joe Reed, WR	23	70	123	Sept. 15, 2018 (Ohio)
Terrell Jana, WR	15	66	79	Nov. 17, 2018 (at GT)
Tanner Cowley, TE	13	25	31	Aug. 31, 2019 (at Pitt)
Billy Kemp IV, HB	4	20	34	Nov. 9, 2019 (GT)
Hasise Dubois, WR	3	65	141	Nov. 23, 2019 (Liberty)
Wayne Taulapapa, TB	1	5	5	Dec. 7, 2019 (Clemson)
Dejon Brissett, WR	1	2	88	Dec. 7, 2019 (Clemson)
Hayden Mitchell, WR	1	3	3	Dec. 7, 2019 (Clemson)

100-YARD GAMES

100+Yard Receiving Games					
Name, Pos.	'16	'17	'18	'19	Career
Hasise Dubois, WR	0	0	0	3	3
Terrell Jana, WR	*	0	0	2	2
Joe Reed, WR	0	0	1	1	2

100+Yard Rushing Games					
Name, Pos.	'16	'17	'18	'19	Career
Bryce Perkins, QB*	*	*	4	3	7

200/300-YARD GAMES

200+Yard Passing Games					
Name	'16	'17	'18	'19	Career
Bryce Perkins, QB	*	*	7	8	15

300+Yard Passing Games					
Name	'16	'17	'18	'19	Career
Bryce Perkins, QB	*	*	1	3	4

UVA'S ALL-TIME RECEPTIONS LIST (100+)

Name	Career Catches
1. Olamide Zaccheaus, WR (2015-18)	250
2. Billy McMullen, WR (1999-01)	210
3. Taquan Mizzell, RB (2013-16)	195
4. Kris Burd, WR (2008-11)	162
5. Heath Miller, TE (2002-04)	144
6. Hasise Dubois, WR (2016-pres.)	141
7. Alvin Pearman, RB (2001-04)	138
8. Darius Jennings, WR (2011-14)	133
9. Perry Jones, RB (2009-12)	129
10. John Ford, WR (1984, 86-88)	128
11. Germane Crowell, WR (1994-97)	122
Joe Reed, WR (2016-pres.)	122
13. Dave Sullivan, WR (1970-72)	120
14. Doni Dowling, WR (2014-17)	118
15. Kevin Ogletree, WR (2005-06, 08)	117
16. Herman Moore, WR (1988-90)	114
Wali Lundy, RB (2002-05)	114
18. Patrick Jeffers, WR (1992-95)	108
19. Terry Kirby, RB (1989-92)	105
20. Tyrone Davis, WR (1991-94)	103
Bruce McGonnigal, TE (1987-90)	103
Kevin Parks, RB (2011-14)	103
23. Canaan Severin (2012-15)	102
24. Tom Fadden, WR (1973-76)	100

3 BRYCE PERKINS



Quarterback • 6-3 • 215 • Senior
Queen Creek, Ariz. • Chandler HS/Arizona Western CC

2018 GAME-BY-GAME

Date	Opponent	Rushing				Receiving				Passing			
		no.	yds	td	lg	no.	yds	td	lg	cmp-att-int	yds	td	lg
Sep 01	RICHMOND	13	108	2	36	0	0	0	0	13-24-1	185	2	38
Sep 08	at Indiana	25	123	0	47	0	0	0	0	12-24-0	106	2	24
Sep 15	vs Ohio	10	8	0	14	0	0	0	0	25-30-0	379	3	86
Sep 22	LOUISVILLE	14	78	1	36	0	0	0	0	17-24-1	197	2	44
Sep 29	at NC State	14	24	0	20	0	0	0	0	20-35-2	258	2	35
Oct 13	MIAMI (FLA.)	21	61	0	15	0	0	0	0	12-21-3	92	0	24
Oct 20	at Duke	15	61	2	23	1	9	0	9	20-32-0	189	1	27
Oct 27	NORTH CAROLINA	21	112	1	26	0	0	0	0	18-27-1	217	3	33
Nov 02	PITT	15	-7	0	8	0	0	0	0	17-24-0	205	1	42
Nov 10	LIBERTY	9	89	2	18	0	0	0	0	14-22-1	168	2	29
Nov 17	at Georgia Tech	16	73	1	15	0	0	0	0	21-26-0	217	1	22
Nov 23	at Virginia Tech	24	112	0	29	0	0	0	0	14-29-0	259	3	75
Dec 29	vs South Carolina	15	81	0	19	0	0	0	0	22-31-0	208	3	19
		212	923	9	47	1	9	0	9	225-349-9	2680	25	86

2019 GAME-BY-GAME

Date	Opponent	Rushing				Receiving				Passing			
		no.	yds	td	lg	no.	yds	td	lg	cmp-att-int	yds	td	lg
Aug 31	at Pitt	18	44	0	27	0	0	0	0	20-34-0	181	2	33
Sep 06	WILLIAM & MARY	7	68	1	17	0	0	0	0	16-26-2	192	2	40
Sep 14	FLORIDA STATE	12	46	0	16	0	0	0	0	30-40-2	295	1	35
Sep 21	OLD DOMINION	14	35	1	15	0	0	0	0	15-24-0	175	1	34
Sep 28	at Notre Dame	16	-29	0	15	0	0	0	0	30-43-2	334	2	43
Oct 11	at Miami (FL)	17	27	0	13	0	0	0	0	25-42-0	252	0	49
Oct 19	DUKE	22	62	3	11	0	0	0	0	13-26-1	141	0	23
Oct 26	at Louisville	13	22	0	22	0	0	0	0	24-41-1	233	1	39
Nov 02	at North Carolina	24	112	2	65	0	0	0	0	30-39-0	378	3	40
Nov 09	GEORGIA TECH	21	106	1	43	0	0	0	0	24-35-0	258	1	35
Nov 23	LIBERTY	13	30	1	8	0	0	0	0	18-30-0	199	2	25
Nov 29	VIRGINIA TECH	19	164	2	67	0	0	0	0	20-33-1	311	1	67
Dec 07	vs Clemson	17	58	0	12	0	0	0	0	27-43-2	266	2	46
		213	745	11	67	0	0	0	0	292-456-11	3215	18	67

PERKINS BY THE NUMBERS (CAREER)

RUSHING	g	att	yards	td	long	avg/c	avg/g
2018	13	212	923	9	47	4.4	71.0
2019	13	213	745	11	67	3.5	57.3
TOTAL	26	425	1668	20	67	3.9	64.2

PASSING	g	cmp-att-int	yards	td	long	pct	avg/p	avg/g	effc
2018	13	225-349-9	2680	25	86	64.5	7.7	206.2	147.5
2019	13	292-456-11	3215	18	67	64.0	7.1	247.3	131.5
TOTAL	26	517-805-20	5895	43	86	64.2	7.3	226.7	138.4

TOTAL OFFENSE	g	rush	pass	total	avg/g
2018	13	923	2680	3603	277.2
2019	13	745	3215	3960	304.6
TOTAL	26	1668	5895	7563	290.9

BRYCE PERKINS NOTES

IT IS A PERK TO HAVE BRYCE AT QUARTERBACK

- QB Bryce Perkins returns to Charlottesville for his senior season after breaking UVA's single-season record for total offense during his first season on Grounds with 3,603 total yards in 2018. Perkins broke the previous record by 459 yards, which was set a year earlier by Kurt Benkert.
- Perkins was one of two players in the nation with 2,600+ passing yards (2,680) and 900+ rushing yards (923), joining Heisman Trophy winner Kyler Murray (Oklahoma) in 2018.
- In fact, since the year 2000, Perkins and Murray are the only players in the nation in a single season to complete at least 64 percent of their passes, while also throwing for 2,000+ yards, rushing for 900+ yards and being responsible for at least 30 touchdowns.
- Perkins transferred to UVA in January 2018 from Arizona Western Community College after leading the Matadors to the 2017 NJCAA Championship game, before falling 31-28 to East Mississippi.
- Perkins originally signed as a top recruit with hometown Arizona State, but never saw action during his two seasons in Tempe. He redshirted the 2015 season and missed the 2016 season with an injury.
- Perkins' father, Bruce, lettered at Arizona State in 1988 and 1989 as a fullback and later played briefly in the NFL. Perkins' older brother, Paul, was a three-year letterwinner at running back with the UCLA Bruins and currently plays with the Detroit Lions. Perkins' uncle, Don Perkins, played eight seasons in the NFL with the Cowboys.

PERKINS IN THE UVA RECORD BOOK

- Bryce Perkins found himself ranked in various categories in the UVA record book in 2018. You can see where he falls below:
- Single-Season Total Offense (3,603, 1st)
- Single-Season Touchdowns Responsible for (34, 1st)
- Single-Season 100-yard rushing games by a QB (4, T1st)
- Single-Season Completion Percentage (64.5 percent, 3rd)
- Single-Season Touchdowns Thrown (25, T2nd)
- Single-Game Consecutive Completions (15, 2nd)
- Single-Game Total Offense (387, T6th; 371, 15th)

VIRGINIA QB GAME RUSHING RECORDS

UVA ALL-TIME CAREER QUARTERBACK RUSHING LIST

- Bryce Perkins ranks No. 1 all-time on UVA's career rushing list by a quarterback with 1,668 career rushing yards.
- Below is the complete list for Top 10 quarterbacks single-season rushing:

Player	Rushing Yards	Years	Touchdowns
1. Bryce Perkins	1,668	2018-pres.	20
2. Bill Dudley	1,631	1939-41	21
3. Shawn Moore	1,268	1987-90	28
4. Bob Davis	930	1964-66	19
5. Marques Hagans	902	2002-05	11
6. Scott Gardner	841	1972-75	13

PERKINS SINGLE-GAME RUSHING THE BALL

- Bryce Perkins owns seven of the 19 games a UVA quarterback has rushed for at least 100 yards.
- Perkins holds the UVA record for career 100-yard rushing games by a quarterback.
- Perkins and Bill Dudley (1941) are the only two Cavalier quarterbacks to rush for 100+ yards in multiple games in the same season.
- Below is the complete list of games where a UVA quarterback has rushed for 100+ yards:

Player	Rushing Yards	Opponent	Year
1. Bill Dudley	214	North Carolina	1941
2. Bill Dudley	167	Lehigh	1941
3. Bryce Perkins	164	Virginia Tech	2019
4. Bill Dudley	152	Hampden-Sydney	1941
5. Bob Davis	133	NC State	1964
6. Bill Dudley	132	Virginia Tech	1941
7. Bob Davis	124	Georgia Tech	1965
8. Bryce Perkins	123	Indiana	2018
9. Shawn Moore	121	Maryland	1989
10. Scott Gardner	120	Maryland	1975
11. Gene Arnette	119	Buffalo	1967
12. Bryce Perkins	112	North Carolina	2018
Bryce Perkins	112	Virginia Tech	2018
Bryce Perkins	112	North Carolina	2019
15. Marques Hagans	110	Syracuse	2005
16. Vic Hall	109	Virginia Tech	2008
17. Bryce Perkins	108	Richmond	2018
18. Bryce Perkins	106	Georgia Tech	2019
19. Jameel Sewell	104	Virginia Tech	2009

UVA ALL-TIME SINGLE-SEASON QUARTERBACK RUSHING LIST

- Bryce Perkins rushed for 923 yards in 2018 to rank No. 2 all-time on UVA's single-season rushing list by a quarterback. His 2019 rushing totals rank him No. 3 on the UVA single-season quarterback rushing list.
- Below is the complete list for Top 10 quarterbacks single-season rushing:

Player	Rushing Yards	Year	Touchdowns
1. Bill Dudley	968	1941	17
2. Bryce Perkins	923	2018	9
3. Bryce Perkins	745	2019	11
3. Shawn Moore	505	1989	9
5. Bill Dudley	469	1940	3
6. Scott Gardner	433	1973	5
7. Bob Davis	427	1964	10
8. Marques Hagans	394	2004	4
9. Shawn Moore	368	1990	8
10. Marques Hagans	310	2005	3
11. Shawn Moore	306	1988	10

ANOTHER MILESTONE BY PERKINS

- Bryce Perkins is one of two UVA quarterbacks to rush for 100+ yards and throw for 200+ yards in the same game. He is the only player in program history to do this more than once. Bob Davis (vs. GT in 1965) is the only other Cavalier to accomplish the feat. Perkins accomplished this in 2018 vs. North Carolina and at Virginia Tech, while in 2019 doing so at North Carolina, at home against Georgia Tech and Virginia Tech.
- Below is the all-time list of UVA quarterbacks to accomplish the feat:

Player	Rushing Yards	Passing Yards	Date
Bob Davis	138 (1 TD)	252	Nov. 13, 1965 (at GT)
Bryce Perkins	112 (1 TD)	217 (3 TDs)	Oct. 27, 2018 (vs. UNC)
Bryce Perkins	112	259 (3 TDs)	Nov. 23, 2018 (at VT)
Bryce Perkins	112 (2 TDs)	378 (3 TDs)	Nov. 2, 2019 (at UNC)
Bryce Perkins	106 (1 TD)	258 (1 TD)	Nov. 9, 2019 (vs. GT)
Bryce Perkins	164 (2 TDs)	311 (1 TD)	Nov. 29, 2019 (vs. VT)

34 BRYCE HALL



Cornerback • 6-3 • 200 • Senior
Harrisburg, Pa. • Bishop McDevitt HS

2016 GAME-BY-GAME

Date	Opponent	Tackles				Sacks	Fumble		Pass Defense		
		ua	a	total	tfl-yds		ff	fr-yds	int-yds	qbh	brup
Sep 03	RICHMOND	0	0	0	0.0-0	0.0-0	0	0-0	0-0	0	0
Sep 10	at Oregon	1	0	1	0.0-0	0.0-0	0	0-0	0-0	0	0
Sep 17	at UConn	0	0	0	0.0-0	0.0-0	0	0-0	0-0	0	0
Sep 24	CENTRAL MICHIGAN	0	1	1	0.0-0	0.0-0	0	0-0	0-0	0	0
Oct 01	at Duke	2	2	4	0.0-0	0.0-0	0	0-0	2-4	0	1
Oct 15	PITT	1	3	4	0.0-0	0.0-0	0	0-0	0-0	0	0
Oct 22	NORTH CAROLINA	8	1	9	0.0-0	0.0-0	0	1-0	0-0	0	0
Oct 29	LOUISVILLE	0	0	0	0.0-0	0.0-0	0	0-0	0-0	0	0
Nov 05	at Wake Forest	2	0	2	0.0-0	0.0-0	0	0-0	0-0	0	0
Nov 12	MIAMI (FLA.)	0	0	0	0.0-0	0.0-0	0	0-0	0-0	0	2
Nov 19	at Georgia Tech	2	0	2	0.0-0	0.0-0	0	0-0	0-0	0	0
Nov 26	at Virginia Tech	1	1	2	0.0-0	0.0-0	0	0-0	0-0	0	1
Totals		17	8	25	0.0-0	0.0-0	0	1-0	2-4	0	4

2017 GAME-BY-GAME

Date	Opponent	Tackles				Sacks	Fumble		Pass Defense		
		ua	a	total	tfl-yds		ff	fr-yds	int-yds	qbh	brup
Sep 02	WILLIAM & MARY	1	4	5	0.0-0	0.0-0	0	0-0	0-0	0	0
Sep 09	INDIANA	2	2	4	0.0-0	0.0-0	0	0-0	0-0	0	1
Sep 16	UCONN	4	2	6	1.0-2	0.0-0	1	0-0	0-0	0	0
Sep 22	at Boise State	3	0	3	0.0-0	0.0-0	0	0-0	0-0	0	0
Oct 07	DUKE	1	2	3	0.0-0	0.0-0	0	0-0	0-0	0	1
Oct 14	at North Carolina	1	1	2	0.0-0	0.0-0	0	0-0	1-36	0	2
Oct 21	BOSTON COLLEGE	1	3	4	0.0-0	0.0-0	0	0-0	0-0	0	0
Oct 28	at Pitt	2	0	2	1.0-8	0.0-0	0	0-0	0-0	0	2
Nov 04	GEORGIA TECH	1	0	1	0.0-0	0.0-0	0	0-0	0-0	0	0
Nov 11	at Louisville	6	1	7	0.0-0	0.0-0	0	0-0	0-0	0	1
Nov 18	at Miami (Fla.)	3	1	4	1.0-5	1.0-5	0	0-0	0-0	0	1
Nov 24	VIRGINIA TECH	0	2	2	0.0-0	0.0-0	0	0-0	0-0	0	0
Dec 28	at Navy	4	0	4	0.0-0	0.0-0	0	0-0	0-0	0	1
Totals		29	18	47	3.0-15	1.0-5	1	0-0	1-36	0	9

2018 GAME-BY-GAME

Date	Opponent	Tackles				Sacks	Fumble		Pass Defense		
		ua	a	total	tfl-yds		ff	fr-yds	int-yds	qbh	brup
Sep 01	RICHMOND	4	2	6	1.0-6	1.0-6	1	0-0	0-0	0	0
Sep 08	at Indiana	4	0	4	0.0-0	0.0-0	0	0-0	0-0	0	3
Sep 15	vs Ohio	0	0	0	0.0-0	0.0-0	0	0-0	0-0	0	4
Sep 22	LOUISVILLE	3	4	7	0.5-1	0.0-0	0	0-0	1-19	0	0
Sep 29	at NC State	2	4	6	1.0-3	0.0-0	0	0-0	0-0	0	2
Oct 13	MIAMI (FLA.)	3	1	4	0.0-0	0.0-0	0	0-0	0-0	0	2
Oct 20	at Duke	3	2	5	0.0-0	0.0-0	0	0-0	1-0	0	3
Oct 27	NORTH CAROLINA	4	2	6	0.0-0	0.0-0	0	1-0	0-0	0	2
Nov 02	PITT	2	3	5	1.0-2	1.0-2	1	0-0	0-0	0	0
Nov 10	LIBERTY	5	1	6	0.0-0	0.0-0	0	0-0	0-0	0	1
Nov 17	at Georgia Tech	3	3	6	0.0-0	0.0-0	0	0-0	0-0	0	2
Nov 23	at Virginia Tech	4	0	4	0.0-0	0.0-0	0	0-0	0-0	0	1
Dec 29	vs South Carolina	2	1	3	0.0-0	0.0-0	0	0-0	0-0	0	2
Totals		39	23	62	3.5-12	2.0-8	2	1-0	2-19	0	22

2019 GAME-BY-GAME

Date	Opponent	Tackles				Sacks	Fumble		Pass Defense		
		ua	a	total	tfl-yds		ff	fr-yds	int-yds	qbh	brup
Aug 31	at Pitt	4	2	6	1.0-5	1.0-5	0	0-0	0-0	0	1
Sep 06	WILLIAM & MARY	0	1	1	0.0-0	0.0-0	0	0-0	0-0	0	0
Sep 14	FLORIDA STATE	2	3	5	1.0-1	0.0-0	0	0-0	0-0	0	2
Sep 21	OLD DOMINION	2	1	3	1.0-2	0.0-0	0	0-0	0-0	0	1
Sep 28	at Notre Dame	4	0	4	0.0-0	0.0-0	0	0-0	0-0	0	0
Oct 11	at Miami	1	0	1	0.0-0	0.0-0	0	0-0	0-0	0	0
Totals		13	7	20	3.0-8	1.0-5	0	0-0	0-0	0	4

HALL BY THE NUMBERS (CAREER)

TACKLES	g	ua	a	total	tfl	pd	ff	fr	blk	qbh
2016	12	17	8	25	0.0-0	6	0	1	0	0
2017	13	29	18	47	3.0-15	10	1	0	0	0
2018	13	39	23	62	3.5-12	24	2	1	0	0
2019	6	13	7	20	3.0-8	4	0	0	0	0
TOTAL	44	98	56	154	9.5-35	44	3	2	0	0

INTERCEPTIONS	g	no.	yds	td	long	avg/r	avg/g
2016	12	2	-4	0	0	-2.0	-0.3
2017	13	1	36	0	36	36.0	2.8
2018	13	2	19	0	19	9.5	1.5
2019	6	0	0	0	0	0.0	0.0
TOTAL	44	5	51	0	36	10.2	1.2

SACKS	g	ua	a	total	yds
2016	12	0	0	0.0	0
2017	13	1	0	1.0	5
2018	13	2	0	2.0	8
2019	6	1	0	1.0	5
TOTAL	44	4	0	4.0	18

BRYCE HALL NOTES

2019 PRESEASON ACCOLADES

- Associated Press All-American (1st)
- ESPN.com All-American
- Sports Illustrated All-American (1st)
- PFF All-American (1st)
- Athlon Sports All-America (1st)
- Phil Steele All-American (1st)
- Bednarik Award Watch List
- Bronko Nagurski Trophy Watch List
- Jim Thorpe Award Watch List
- Lott IMPACT Trophy Watch List
- Walter Camp Award Watch List
- Wuerffel Trophy Watch List
- AFCA AllState Good Works Team nominee
- Preseason All-ACC (media)
- Athlon Sports All-ACC (1st)
- Phil Steele All-ACC (1st)

BRONCO MEDENHALL ON BRYCE HALL

"There are sometimes in sports and sometimes in life where the public accolades warrant and reflect the preparation and the diligence, and this would be one. His [Bryce Hall] preparation is really what he ought to be All-American for." - As seen in *The Virginian-Pilot* (Dec. 12, 2018)

PRO FOOTBALL FOCUS RATING BRYCE HALL

- Hall finished with an overall grade of 91.2 that included a coverage grade of 91.4, both of which lead all returning FBS cornerbacks, a group of 349 players who logged at least 200 snaps a season ago.
- There is no better returning cornerback from a season ago when it comes to tracking passes in the intermediate to deep range of the field, those passes targeted at least 10 yards downfield. Hall was targeted 44 times on throws in that range, allowing just 14 receptions while he came away with two interceptions and recorded 18 forced incomplections.
- According to PFF - "Hall may be more important to his team's success than any other non-offensive player in the country."

HALL OF SPEED CLOCKED AT 22.3 MPH

- Hall was clocked at 22.3 mph via the Catapult system he was wearing when he made a touchdown-saving tackle on Miami's Travis Homer, a rush that went for 70 yards in the 2018 meeting at Scott Stadium.
- Hall's touchdown-saving tackle eventually forced Miami to kick a field goal in a game UVA won over the then-No. 16 Hurricanes, 16-13.

HALL ANCHORS VIRGINIA SECONDARY

- CB Bryce Hall returns for his senior season after earning second-team All-America honors in 2018 when he led the nation with 22 pass break-ups and 24 passes defended.
- According to Pro Football Focus (PFF), Hall led the ACC in forced incomplection percentage (31.9 percent) in 2018. PFF has Hall ranked as the No. 1 defensive player in the country entering 2019 and the No. 4 FBS player overall.
- According to PFF, Hall ranked tied for first with LSU's Kristian Fulton in forced incomplection percentage (38.9 percent) in Cover-0 and Cover-1 looks.
- Hall allowed just 2.9 yards after the catch in 2018 and had eight performances in which he held opposing receivers in his coverage to just single-digit yards after catch numbers.
- Hall has five career interceptions, three of which have come against former Duke quarterback and 2019 NFL first rounder Daniel Jones (Giants, sixth overall). Jones tossed nine interceptions in his three career games against Virginia.

GAME-OPENING DRIVES

VIRGINIA						OPPONENT					
	Pts	Res	1st Down	Pl-Yds	Time	Pts	Res	1st Down	Pl-Yds	Time	
Pittsburgh	3	FG	4	11-53	6:13	0	Punt	0	3-0	0:30	
William & Mary	7	TD-Pass	3	6-69	3:22	0	Punt	0	3-8	2:01	
Florida State	0	INT	3	9-55	4:35	0	Punt	2	6-33	1:30	
Old Dominion	0	Punt	0	3-(7)	1:45	3	FG	4	11-74	7:37	
Notre Dame	7	TD-Pass	2	7-69	4:02	7	TD-Rush	5	13-75	6:29	
Miami	0	Punt	0	3-6	2:07	7	TD-Pass	5	11-78	6:05	
Duke	0	INT	3	12-45	6:34	0	Punt	1	5-20	2:23	
Louisville	7	TD-Rush	2	7-60	3:57	0	Downs	3	12-40	5:47	
UNC	0	Punt	1	6-18	2:38	0	Punt	0	3-(5)	1:26	
Georgia Tech	7	TD-Rush	6	9-76	4:40	7	TD-Pass	2	4-75	1:41	
Liberty	7	TD-Pass	3	9-47	3:27	0	Punt	0	3-(10)	0:44	
Virginia Tech	6	TD-Rush	3	8-75	2:46	0	Punt	0	3-7	1:55	
Clemson	0	INT	2	6-63	2:15	7	TD-Pass	5	5-80	1:39	
Totals	44				3:43*	31				3:04*	

*average

SECOND HALF-OPENING DRIVES

VIRGINIA						OPPONENT					
	Pts	Res	1st Down	Pl-Yds	Time	Pts	Res	1st Down	Pl-Yds	Time	
Pittsburgh	3	FG	2	10-47	3:06	0	INT	0	3-0	0:18	
William & Mary	7	TD-Rush	4	10-70	5:30	0	Punt	0	3-(9)	1:51	
Florida State	0	Punt	1	6-1	4:39	0	Punt	2	7-28	2:34	
Old Dominion	0	Punt	1	5-18	2:59	0	INT	1	4-11	2:01	
Notre Dame	0	Punt	0	4-10	2:42	0	Punt	0	3-4	2:06	
Miami	0	Punt	1	4-19	2:17	0	Punt	1	5-20	3:21	
Duke	3	FG	0	4-5	1:02	0	Fumble	0	1-(4)	0:03	
Louisville	0	Punt	1	4-25	3:34	7	TD-Rush	5	12-89	5:33	
UNC	7	TD-Rush	2	2-75	0:35	0	Punt	2	6-27	2:26	
Georgia Tech	0	Punt	3	10-27	6:59	0	Punt	0	3-7	1:17	
Liberty	7	TD-Pass	2	8-59	3:39	0	Punt	2	5-20	1:23	
Virginia Tech	0	Punt	0	3-(11)	0:32	7	TD-Rush	3	5-75	2:08	
Clemson	7	TD-Pass	5	10-85	5:16	0	Punt	1	4-17	1:18	
Totals	34				3:18*	14				2:01*	

*average

LAST MINUTE GAME-WINNING SCORES IN UVA HISTORY

Below is the list of UVA's all-time last minute game-winning scores. All scores happened with 60 seconds or less in the fourth quarter and was the game's last score.

DATE	SCORE	TIME	OPP.	FINAL
Nov. 10, 2012	Jake McGee 10-yd pass from Michael Rocco	:06	Miami	41-40
Sept. 10, 2011	Robert Randolph 23-yard FG	:00	at Indiana	34-31
Oct. 20, 2007	Mikell Simpson 1-yard TD run	:16	at Maryland	18-17
Oct. 6, 2007	Chris Gould 34-yard FG	:08	at Middle Tenn.	23-21
Sept. 17, 2005	Connor Hughes 19-yard FG	:01	at Syracuse	27-24
Sept. 27, 2003	Connor Hughes 38-yard FG	:10	Wake Forest	27-24
Nov. 10, 2001	Alvin Pearman 27-yd pass from Bryson Spinner	:22	Georgia Tech	39-38
Sept. 22, 2001	Billy McMullen 1-yd pass from Bryson Spinner	:01	at Clemson	26-24
Nov. 20, 1999	Billy McMullen 20-yd pass from Dan Ellis	:26	at Maryland	34-30
Sept. 4, 1999	Todd Braverman 50-yard FG	:27	at North Carolina	20-17
Sept. 19, 1998	Todd Braverman 30-yard FG	:49	Clemson	20-18
Nov. 16, 1996	Rafael Garcia 32-yard FG	:39	North Carolina	20-17
Dec. 30, 1995	Demetrius Allen 83-yard kick off return	:57	vs. Georgia	34-27
Sept. 9, 1995	Tiki Barber 1-yard TD run	:13	at NC State	29-24
Sept. 17, 1994	Rafael Garcia 19-yard FG	:26	Clemson	9-6
Oct. 28, 1989	Jake McInerney 37-yard FG	:00	Louisville	16-15
Sept. 17, 1988	Mark Inderlied 35-yard FG	:09	Georgia Tech	17-16
Nov. 14, 1987	Keith Mattioli 9-yd pass from Scott Secules	:30	North Carolina	20-17
Oct. 4, 1986	Jeff Gaffney 36-yard FG	:56	at Wake Forest	30-28
Oct. 25, 1980	Todd Kirtley 1-yard TD run	:18	at Wake Forest	24-21
Oct. 22, 1977	Russell Henderson 34-yard FG	:05	Wake Forest	12-10
Oct. 23, 1976	Andre Grier 36-yd pass from John Hitt	:53	at Wake Forest	18-17
Nov. 20, 1971	Billy Maxwell 22-yard FG	:18	at Maryland	29-27
Oct. 9, 1965	Bob Davis 3-yard pass from Tom Hodges	:01	VMI	14-10
Oct. 3, 1964	Larry Molinari 2-yard pass from Bob Davis	:20	Virginia Tech	20-17

GOAL-TO-GOAL SITUATIONS

SUMMARY

Totals	Offense	Defense
Goal-to-Go Situations	35	23
Scores	34	21
Total Points	214	127
Touchdowns	28	16
Field Goals	6	5
Fumbles	0	0
Interceptions	0	0
Missed Field Goals	0	0
Lost on Downs	0	0
End of Half/Game	1	2
Ran Out Clock	0	0

GAME-BY-GAME

Date	Opponent	Offense	Defense
Aug. 31	Pitt	TD-Pass	TD-Rush TD-Pass
Sep. 6	W&M	TD-Rush TD-Rush TD-Rush End of Game	TD-Rush
Sep. 14	FSU	TD-Rush TD-Rush TD-Rush End of Game	TD-Pass TD-Pass
Sept. 21	ODU	TD-Rush	FG TD-Rush
Sept. 28	Notre Dame	TD-Pass FG	TD-Rush
Oct. 11	Miami	FG FG	FG TD-Rush
Oct. 19	Duke	TD-Rush TD-Rush TD-Rush TD-Rush	
Oct. 26	Louisville	TD-Rush TD-Pass	TD-Rush
Nov. 2	UNC	TD-Rush FG TD-Pass TD-Pass	
Nov. 9	Georgia Tech	TD-Rush FG TD-Rush	TD-Rush
Nov. 23	Liberty	TD-Pass TD-Rush TD-Rush TD-Pass TD-Rush TD-Rush	TD-Pass
Nov. 29	Virginia Tech	TD-Rush FG	FG FG TD-Rush End of Game
Dec. 7	Clemson	TD-Pass	TD-Pass TD-Pass FG TD-Rush

GAME-BY-GAME NOTABLES

Opponent	Coin Toss	Kickoff/Receive	UVA 1st Poss.	Game Time (ET)	Game Length	Jersey/Pants	Helmet	Attendance	Result
at Pitt	Won	Kickoff	Field Goal	7:30 p.m.	3:08	White/Blue	Blue	47,144	W, 30-14
William & Mary	Loss	Kickoff	Touchdown	8 p.m.	2:53	Orange/White	White	45,250	W, 52-17
Florida State	Loss	Receive	Interception	7:30 p.m.	3:27	Blue/Blue	Blue	57,826	W, 31-24
Old Dominion	Loss	Kickoff	Punt	7:10 p.m.	3:17	Blue/White	White	44,573	W, 28-17
at Notre Dame	Loss	Receive	Touchdown	3:30 p.m.	3:24	White/Blue	Blue	77,622	L, 20-35
at Miami	Won	Kickoff	Punt	8 p.m.	3:16	Blue/Blue	Blue	54,538	L, 17-9
Duke	Loss	Receive	Interception	3:30 p.m.	3:17	Orange/White	White	52,847	W, 48-14
at Louisville	Loss	Kickoff	Touchdown	3:30 p.m.	3:23	White/White	Blue	48,689	L, 28-21
at North Carolina	Won	Kickoff	Punt	7:30 p.m.	3:08	White/White	White	50,500	W, 38-31
Georgia Tech	Won	Kickoff	Touchdown	12:30 p.m.	3:12	Orange/White	White	44,596	W, 33-28
Liberty	Won	Kickoff	Touchdown	12:00 p.m.	3:29	Blue/White	Blue	37,329	W, 55-27
Virginia Tech	Lost	Receive	Touchdown	12:00 p.m.	3:34	Blue/Blue	Blue	52,619	W, 39-30
Clemson	Lost	Receive	Interception	7:30 p.m.	3:18	White/White	White	66,810	L, 17-62

TEAM NOTES

UVA ATHLETIC TRAINER FOR FOOTBALL IS ONE OF A FEW

- Virginia's Kelli Pugh is one of 11 women at the FBS level that is their school's sports medicine department's primary care provider for football.
- Pugh is only one of three women at the FBS level that works with a Power-Five level program. Sally Nogle works with Michigan State and Kammy Powell works with Iowa.

Name	School
Jennifer Brodeur*	Massachusetts
Brandy Clouse*	Georgia Southern
Dani Coppes	Bowling Green
Alyson Gramley*	Troy
Mindy Hoffman	Kansas State
Jessica Judd	Western Kentucky
Sarah McBrien	Western Michigan
Sally Nogle	Michigan State
Kammy Powell	Iowa
KELLI PUGH	VIRGINIA
Mary Vander Heiden*	UCF

* - sports medicine department head

COLLEGE FOOTBALL TURNS 150 IN 2019

- College football embarked on its 150th season in 2019. The first college football game took place on Nov. 6, 1869 when Princeton visited Rutgers.
- The special CFB150 logo appears on uniform patches, helmet decals, field stencils, public service announcements, TV telecasts, social media channels and numerous other places during the season.
- Virginia is celebrating its 130th season of fielding a college football team. UVA's first college football game was on Nov. 20, 1888 when the Cavaliers shutout Pantops Academy, 20-0.
- Virginia has fielded a football team every season since, except for 1917 and 1918 due to World War I.



RETIRED NUMBERS/JERSEYS

RETIRED NUMBERS

12 - Shawn Moore
 24 - Frank Quayle
 35 - Bill Dudley
 48 - Joe Palumbo
 73 - Jim Dombrowski
 97 - Gene Edmonds

RETIRED JERSEYS

No.	Name	Year Jersey Retired
3	Anthony Poindexter	2009
6	Thomas Jones	2009
7	Matt Schaub	2012
10	Will Brice	2010
12	Bob Davis	2010
14	Matt Blundin	2016
19	Ronde Barber	2008
21	Tiki Barber	2007
34	Jim Bakhtiar	2009
42	Terry Kirby	2008
50	John St. Clair	2011
56	Ray Savage	2008
58	Patrick Kerney	2010
61	Elton Brown	2011
65	Tom Scott	2008
66	D'Brickashaw Ferguson	2012
72	Ray Roberts	2009
77	Noel LaMontagne	2011
85	Chris Slade	2008
87	Herman Moore	2008
87	John Papit	2008
89	Heath Miller	2012
91	Chris Long	2007

ROSTER NOTES BY STATES

State	No. of Players	% of 129 man roster	State	No. of Players	% of 129 man roster
Virginia	44	33.9	Colorado	1	0.8
Florida	18	13.8	Connecticut	1	0.8
Georgia	11	8.5	Indiana	1	0.8
Maryland	8	6.2	Kentucky	1	0.8
Pennsylvania	5	3.8	Massachusetts	1	0.8
New Jersey	4	3.1	Ontario	1	0.8
Hawaii	4	3.1	Utah	1	0.8
Ohio	4	3.1			
Texas	4	3.1			
Tennessee	3	2.3			
District of Columbia	3	2.3			
Germany	3	2.3			
Louisiana	3	2.3			
California	2	1.5			
North Carolina	2	1.5			
South Carolina	2	1.5			
Arizona	1	0.8			
British of Columbia	1	0.8			

• 70 percent of UVA's roster of 132 hail from Virginia, Florida, Georgia, Maryland Pennsylvania and New Jersey.

CAVALIERS AMONG NATIONAL/ACC LEADERS

Category	ACC	NCAA	National Leader	Stat
Rushing Offense	12 - 126.5	113	Navy	360.8
Passing Offense	5 - 263.5	37	Washington St.	444.3
Total Offense	8 - 390.0	82	LSU	554.4
Scoring Offense	4 - 32.4	43	Ohio State	48.7
Rushing Defense	5 - 130.0	30	Utah	70.3
Total Defense	4 - 358.2	40	Clemson	244.7
Scoring Defense	6 - 26.5	59	Clemson	10.6
Net Punting	13 - 37.14	93	Kentucky	45.13
Punt Returns	11 - 6.08	86	Alabama	24.67
Kickoff Returns	1 - 30.44	1	Virginia	30.44
Pass Defense	6 - 228.2	69	Clemson	138.5
Sacks	3 - 3.46	7	SMU	4.17
Tackles For Loss	5 - 7.2	20	UCF	9.3
Sacks Allowed	10 - 2.92	116	Air Force	0.33
Turnover Margin	9 - (.23)	85	Florida Atlantic	1.54
Passing Efficiency	10 - 131.82	80	Air Force	203.73
Pass Efficiency Def.	9 - 136.98	76	Clemson	92.81
3rd-Down Conv.	3 - 45.8	24	Ohio State	57.0
Opp. 3rd-Down Conv.	4 - 35.3	36	Kansas State	25.9
Red-Zone%	3 - 87.7	43	Navy	97.6
Opp. Red-Zone%	7 - 82.5	57	Ohio State	64.3

Completions Per Game	NCAA/ACC	Stat	Receiving Yards	NCAA/ACC	Stat
Bryce Perkins	14/2	22.46	Hasise Dubois	31/6	979
			Terrell Jana	86/10	760
			Joe Reed	136/14	627

Passing TDs			Tackles		
Bryce Perkins	51/7	18	Zane Zandier	106/9	7.3

Total Offense			Sacks		
Bryce Perkins	15/1	304.6	Jordan Mack	63/7	0.58
			Noah Taylor	73/10	0.54

Receiving Yards Per Game			Receptions Per Game		
Hasise Dubois	41/9	75.3	Joe Reed	31/4	5.8
Terrell Jana	103/13	58.5	Terrell Jana	56/8	5.2
Joe Reed	141/16	52.3	Hasise Dubois	62/10	5.0

Completion Percentage			Yards Per Pass Attempt		
Bryce Perkins	30/2	64.0	Bryce Perkins	76/6	7.05

All Purpose Yards			Yards Per Reception		
Joe Reed	40/7	118.25	Hasise Dubois	104/14	15.06

Punting			Passing Efficiency		
Nash Griffin	73/12	41.2	Bryce Perkins	68/7	131.5

Kickoff Returns			Points Responsible For		
Joe Reed	1/1	34.7	Bryce Perkins	23/3	176
			Brian Delaney	98/13	106

Interceptions					
Joey Blount	43/5	3			

CAVALIERS CURRENTLY IN THE NFL

Player (Pos.)—Last UVA Season	Current Team
Oday Aboushi (OT) –2013	Detroit Lions
Marcus Applefield (OT) –2018	Baltimore Ravens
Quin Blanding (S) –2017	Carolina Panthers
Kurt Benkert (QB) –2017	Atlanta Falcons
Andrew Brown (DE) –2017	Cincinnati Bengals
Maurice Canady (CB) –2015	New York Jets
Anthony Harris (SS) –2014	Minnesota Vikings
Tim Harris (CB) –2018	San Francisco 49ers
Dontrelle Inman (WR) –2010	Indianapolis Colts
Micah Kiser (ILB) –2017	Los Angeles Rams
Rodney McLeod (S) –2011	Philadelphia Eagles
Taquan Mizzell (TB) –2016	New Orleans Saints
Morgan Moses (OT) –2013	Washington Redskins
Chris Peace (LB) –2018	New York Giants
LaRoy Reynolds (LB) –2012	Cincinnati Bengals
Matt Schaub (QB) –2003	Atlanta Falcons
Eric Smith (OT) –2016	New York Giants
Juan Thornhill (S) –2018	Kansas City Chiefs
Brent Urban (DT) –2013	Chicago Bears
Olamide Zaccheaus (WR) –2018	Atlanta Falcons

Team Statistics	VA	OPP
SCORING	421	344
Points Per Game	32.4	26.5
Points Off Turnovers	71	69
FIRST DOWNS	276	241
Rushing	89	105
Passing	161	112
Penalty	26	24
RUSHING YARDAGE	1645	1690
Yards gained rushing	1951	2097
Yards lost rushing	306	407
Rushing Attempts	421	463
Average Per Rush	3.9	3.7
Average Per Game	126.5	130.0
TDs Rushing	28	20
PASSING YARDAGE	3425	2967
Comp-Att-Int	309-479-14	207-370-11
Average Per Pass	7.2	8.0
Average Per Catch	11.1	14.3
Average Per Game	263.5	228.2
TDs Passing	19	22
TOTAL OFFENSE	5070	4657
Total Plays	900	833
Average Per Play	5.6	5.6
Average Per Game	390.0	358.2
KICK RETURNS: #-Yards	40-1172	19-477
PUNT RETURNS: #-Yards	26-158	9-127
INT RETURNS: #-Yards	11-279	14-115
KICK RETURN AVERAGE	29.3	25.1
PUNT RETURN AVERAGE	6.1	14.1
INT RETURN AVERAGE	25.4	8.2
FUMBLES-LOST	15-6	8-6
PENALTIES-Yards	63-598	79-619
Average Per Game	46.0	47.6
PUNTS-Yards	51-2101	61-2450
Average Per Punt	41.2	40.2
Net punt average	37.1	37.2
KICKOFFS-Yards	82-5106	67-4134
Average Per Kick	62.3	61.7
Net kick average	39.4	34.1
TIME OF POSSESSION/Game	33:26	26:34
3RD-DOWN Conversions	87/190	61/173
3rd-Down Pct	46%	35%
4TH-DOWN Conversions	8/15	11/23
4th-Down Pct	53%	48%
SACKS BY-Yards	45-298	38-224
MISC YARDS	0	2
TOUCHDOWNS SCORED	52	44
FIELD GOALS-ATTEMPTS	20-24	12-18
ON-SIDE KICKS	2-2	1-1
RED-ZONE SCORES	(57-65) 88%	(33-40) 82%
RED-ZONE TOUCHDOWNS	(40-65) 62%	(24-40) 60%
PAT-ATTEMPTS	(47-49) 96%	(44-44) 100%
ATTENDANCE	335040	278493
Games/Avg Per Game	7/47863	5/55699
Neutral Site Games		1/66810

Score by Quarters	1st	2nd	3rd	4th	OT	Total
Virginia	99	102	97	123	0	421
Opponents	79	86	94	85	0	344

Rushing	gp-gs	att	gain	loss	net	avg	td	lg	avg/g
Bryce Perkins	13-13	213	1005	260	745	3.5	11	67	57.3
Wayne Taulapapa	11-11	111	468	9	459	4.1	12	31	41.7
PK Kier	13-0	32	178	4	174	5.4	1	38	13.4
Mike Hollins	12-0	21	114	2	112	5.3	3	37	9.3
Lamont Atkins	13-3	15	74	1	73	4.9	1	33	5.6
Tavares Kelly Jr.	11-1	5	43	0	43	8.6	0	17	3.9
Joe Reed	12-12	6	32	4	28	4.7	0	22	2.3
Brennan Armstrong	6-0	7	25	6	19	2.7	0	11	3.2
Billy Kemp IV	12-2	2	8	1	7	3.5	0	8	0.6
Jamari Peacock	13-0	1	4	0	4	4.0	0	4	0.3
Lindell Stone	2-0	1	0	5	-5	-5.0	0	0	-2.5
TEAM	5-0	7	0	14	-14	-2.0	0	0	-2.8
Total	13	421	1951	306	1645	3.9	28	67	126.5
Opponents	13	463	2097	407	1690	3.7	20	48	130.0

Passing	gp-gs	effic	comp-att-int	pct	yds	td	lg	avg/g
Bryce Perkins	13-13	131.46	292-456-11	64.0	3215	18	67	247.3
Brennan Armstrong	6-0	153.82	15-20-2	75.0	196	1	44	32.7
Lindell Stone	2-0	0.40	1-2-1	50.0	12	0	12	6.0
Nash Griffin	13-0	116.80	1-1-0	100.0	2	0	2	0.2
Total	13	131.82	309-479-14	64.5	3425	19	67	263.5
Opponents	13	136.98	207-370-11	55.9	2967	22	77	228.2

Receiving	gp-gs	no.	yds	avg	td	lg	avg/g
Joe Reed	12-12	70	627	9.0	6	43	52.2
Terrell Jana	13-10	67	760	11.3	2	37	58.5
Hasise Dubois	13-11	65	979	15.1	4	67	75.3
Billy Kemp IV	12-2	34	287	8.4	1	25	23.9
Tanner Cowley	13-10	25	251	10.0	1	39	19.3
Tavares Kelly Jr.	11-1	14	152	10.9	1	35	13.8
Lamont Atkins	13-3	8	61	7.6	0	34	4.7
Terrell Chatman	9-3	7	104	14.9	1	33	11.6
Wayne Taulapapa	11-11	5	23	4.6	0	10	2.1
Chris Sharp	12-0	4	21	5.2	1	9	1.8
Dontayvion Wicks	9-0	3	61	20.3	1	44	6.8
Hayden Mitchell	13-0	3	51	17.0	0	28	3.9
Dejon Brissett	11-2	2	18	9.0	0	15	1.6
Charles Snowden	13-13	1	24	24.0	0	24	1.8
Grant Misch	13-0	1	6	6.0	1	6	0.5
Total	13	309	3425	11.1	19	67	263.5
Opponents	13	207	2967	14.3	22	77	228.2

Punt Returns	no.	yds	avg	td	lg
Billy Kemp IV	23	137	6.0	0	22
Chuck Davis	2	12	6.0	0	12
Noah Taylor	1	2	2.0	0	0
Hasise Dubois	0	7	0.0	0	7
Total	26	158	6.1	0	22
Opponents	9	127	14.1	0	35

Interceptions	no.	yds	avg	td	lg
Joey Blount	3	66	22.0	0	37
Noah Taylor	2	0	0.0	0	0
De'Vante Cross	2	87	43.5	0	52
Matt Gahm	1	2	2.0	0	2
Nick Grant	1	85	85.0	1	85
Zane Zandier	1	22	22.0	1	22
Brenton Nelson	1	17	17.0	0	17
Total	11	279	25.4	2	85
Opponents	14	115	8.2	1	47

Kick Returns	no.	yds	avg	td	lg
Joe Reed	22	764	34.7	2	100
Tavares Kelly Jr.	8	179	22.4	0	40
Seneca Milledge	8	206	25.8	0	41
Tanner Cowley	2	23	11.5	0	14
Total	40	1172	29.3	2	100
Opponents	19	477	25.1	0	52

Fumble Returns	no.	yds	avg	td	lg
Eli Hanback	0	0	0.0	1	0
Total	0	0	0.0	1	0
Opponents	2	71	35.5	1	48

Scoring	td	fg	PAT				dxp	saf	pts
			kick	rush	rcv	pass			
Brian Delaney	-	20-24	46-48	-	-	-	-	-	106
Wayne Taulapapa	12	-	-	-	-	-	-	-	72
Bryce Perkins	11	-	-	1-1	-	0-1	-	-	68
Joe Reed	8	-	-	-	-	-	-	-	48
Hasise Dubois	4	-	-	-	-	-	-	-	24
Mike Hollins	3	-	-	-	-	-	-	-	18
Terrell Jana	2	-	-	-	-	-	-	-	12
Grant Misch	1	-	-	-	-	-	-	-	6
Eli Hanback	1	-	-	-	-	-	-	-	6
Zane Zandier	1	-	-	-	-	-	-	-	6
Tanner Cowley	1	-	-	-	-	-	-	-	6
Nick Grant	1	-	-	-	-	-	-	-	6
Tavares Kelly Jr.	1	-	-	-	-	-	-	-	6
Terrell Chatman	1	-	-	-	-	-	-	-	6
Lamont Atkins	1	-	-	-	-	-	-	-	6
Billy Kemp IV	1	-	-	-	-	-	-	-	6
PK Kier	1	-	-	-	-	-	-	-	6
Chris Sharp	1	-	-	-	-	-	-	-	6
Dontayvion Wicks	1	-	-	-	-	-	-	-	6
Justin Duenkel	-	-	1-1	-	-	-	-	-	1
TEAM	-	-	-	0-1	-	-	-	-	0
Total	52	20-24	47-49	1-2	-	0-1	-	-	421
Opponents	44	12-18	44-44	-	-	-	-	-	344

Total Offense	g	plays	rush	pass	total	avg/g
Bryce Perkins	13	669	745	3215	3960	304.6
Wayne Taulapapa	11	111	459	0	459	41.7
Brennan Armstrong	6	27	19	196	215	35.8
PK Kier	13	32	174	0	174	13.4
Mike Hollins	12	21	112	0	112	9.3
Lamont Atkins	13	15	73	0	73	5.6
Tavares Kelly Jr.	11	5	43	0	43	3.9
Joe Reed	12	6	28	0	28	2.3
Lindell Stone	2	3	-5	12	7	3.5
Billy Kemp IV	12	2	7	0	7	0.6
Jamari Peacock	13	1	4	0	4	0.3
Nash Griffin	13	1	0	2	2	0.2
TEAM	5	7	-14	0	-14	-2.8
Total	13	900	1645	3425	5070	390.0
Opponents	13	833	1690	2967	4657	358.2

Field Goals	fg	pct.	01-19	20-29	30-39	40-49	50-99	lg	blk
Brian Delaney	20-24	83.3	0-0	8-8	8-11	4-5	0-0	49	2

FG Sequence	Virginia	Opponents
Pitt	(39),(36),(45),40	50
William & Mary	30,(34)	(40),37
Florida State	(49)	(53)
Old Dominion	37	(21)
Notre Dame	(32),(27)	47
Miami (FL)	38,(25),(21),(44)	(19)
Duke	(30),(33)	-
Louisville	-	38
North Carolina	(21)	(37)
Georgia Tech	(24),(34)	30
Liberty	(26),(29)	43,(37),(31)
Virginia Tech	(25),(48)	(21),(26),(47)
Clemson	(35)	(47),(24)

Punting	no.	yds	avg	lg	tb	fc	i20	50+	blk
Nash Griffin	51	2101	41.2	78	4	18	22	5	0
Total	51	2101	41.2	78	4	18	22	5	0
Opponents	61	2450	40.2	59	1	27	9	10	1

Kickoffs	no.	yds	avg	tb	ob	retn	net	ydln
Brian Delaney	81	5041	62.2	55	3			
Justin Duenkel	1	65	65.0	1	0			
Total	82	5106	62.3	56	3	25.1	39.4	25
Opponents	67	4134	61.7	27	0	29.3	34.1	30

Numbers in (parentheses) indicate field goal was made.

##	Defensive Leaders	gp-gs	Tackles				Sacks no-yds	Pass defense			Fumbles		blkd		
			ua	a	tot	tfl/yds		int-yds	brup	qbh	rcv-yds	ff	kick	saf	
33	Zane Zandier	13-13	42	53	95	11.5-39	5.0-24	1-22	5	2
29	Joey Blount	13-10	55	35	90	6.5-28	3.5-17	3-66	2	1	1-0
4	Jordan Mack	13-12	36	33	69	8.5-54	7.5-48	.	.	13	.	2	.	.	.
11	Charles Snowden	13-13	33	34	67	10.0-47	4.0-26	.	4	11	1-0
15	De'Vante Cross	13-13	32	22	54	4.0-19	1.0-8	2-87	5	1
14	Noah Taylor	13-9	32	20	52	11.5-61	7.0-49	2-0	2	8	.	1	1	.	.
1	Nick Grant	13-13	31	17	48	1.5-6	0.5-4	1-85	7
56	Matt Gahm	13-4	15	20	35	5.5-18	1.5-10	1-2	3	3
7	Chris Moore	8-4	13	22	35	1.0-8	0.5-4	.	2	1
58	Eli Hanback	13-11	15	18	33	8.5-36	4.5-31	.	.	4	2-0
94	Aaron Faumui	13-4	12	17	29	8.0-36	4.0-29	.	2	9
23	Heskin Smith	8-3	20	8	28	0.5-3	.	.	2
42	Nick Jackson	13-1	9	15	24	1.0-5	0.5-3	.	.	2
91	Mandy Alonso	13-9	8	13	21	5.5-21	2.0-15	.	2	4	2-0	1	.	.	.
16	Richard Burney	13-5	6	14	20	2.5-12	1.0-8	.	1	4
34	Bryce Hall	6-6	13	7	20	3.0-8	1.0-5	.	4
99	Jowon Briggs	12-7	5	14	19	3.0-18	1.0-12
28	Brenton Nelson	8-5	12	7	19	1.0-3	.	1-17	2
22	Robert Snyder	4-0	3	10	13	0.5-1	.	.	.	1
17	Elliott Brown	7-0	1	7	8	0.5-5	0.5-5
5	Lamont Atkins	13-3	2	2	4
30	Antonio Clary	5-0	2	2	4
87	Dontayvion Wicks	9-0	2	1	3
41	Darnell Pratt	7-0	2	1	3
95	Ben Smiley III	2-0	1	2	3
92	Tenyeh Dixon	8-0	2	1	3
83	Hayden Mitchell	13-0	2	1	3
3	Bryce Perkins	13-13	2	.	2
20	Mike Hollins	12-0	2	.	2
85	Grant Misch	13-0	1	1	2
81	Nash Griffin	13-0	2	.	2
25	Joseph White	8-0	.	2	2
38	T.C. Harrison	5-0	1	1	2	1
78	Josh Ahern	3-0	.	2	2
37	Perris Jones	9-0	.	1	1
69	Chris Glaser	13-12	.	1	1
70	Bobby Haskins	13-12	.	1	1
72	Ryan Swoboda	9-3	.	1	1
39	Jaylon Baker	5-1	1	.	1
66	Jairus Satiu	12-0	.	1	1
6	PK Kier	13-0	1	.	1
96	Seneca Milledge	3-0	.	1	1
44	Tanner Cowley	13-10	1	.	1
21	Wayne Taulapapa	11-11	1	.	1
8	Hasise Dubois	13-11	1	.	1
2	Joe Reed	12-12	1	.	1
Total		13	420	408	828	94-428	45-298	11-279	43	65	6-0	4	1	.	.
Opponents		13	490	423	913	74-302	38-224	14-115	49	32	6-71	12	2	.	.

All Purpose	g	rush	rcv	pr	kr	ir	total	avg/g
Joe Reed	12	28	627	0	764	0	1419	118.2
Hasise Dubois	13	0	979	7	0	0	986	75.8
Terrell Jana	13	0	760	0	0	0	760	58.5
Bryce Perkins	13	745	0	0	0	0	745	57.3
Wayne Taulapa	11	459	23	0	0	0	482	43.8
Billy Kemp IV	12	7	287	137	0	0	431	35.9
Tavares Kelly Jr.	11	43	152	0	179	0	374	34.0
Tanner Cowley	13	0	251	0	23	0	274	21.1
Seneca Milledge	3	0	0	0	206	0	206	68.7
PK Kier	13	174	0	0	0	0	174	13.4
Lamont Atkins	13	73	61	0	0	0	134	10.3
Mike Hollins	12	112	0	0	0	0	112	9.3
Terrell Chatman	9	0	104	0	0	0	104	11.6
De'Vante Cross	13	0	0	0	0	87	87	6.7
Nick Grant	13	0	0	0	0	85	85	6.5
Joey Blount	13	0	0	0	0	66	66	5.1
Dontayvion Wick	9	0	61	0	0	0	61	6.8
Hayden Mitchell	13	0	51	0	0	0	51	3.9
Charles Snowde	13	0	24	0	0	0	24	1.8
Zane Zandier	13	0	0	0	0	22	22	1.7
Chris Sharp	12	0	21	0	0	0	21	1.8
Brennan Armstr	6	19	0	0	0	0	19	3.2
Dejon Brissett	11	0	18	0	0	0	18	1.6
Brenton Nelson	8	0	0	0	0	17	17	2.1
Chuck Davis	3	0	0	12	0	0	12	4.0
Grant Misch	13	0	6	0	0	0	6	0.5
Jamari Peacock	13	4	0	0	0	0	4	0.3
Matt Gahm	13	0	0	0	0	2	2	0.2
Noah Taylor	13	0	0	2	0	0	2	0.2
Lindell Stone	2	-5	0	0	0	0	-5	-2.5
TEAM	5	-14	0	0	0	0	-14	-2.8
Total	13	1645	3425	158	1172	279	6679	513.8
Opponents	13	1690	2967	127	477	115	5376	413.5

GAME-BY-GAME STARTERS

OFFENSE

Game	WR	LT	LG	C	RG	RT	FB/RB/WR	QB	TB/WR	FB/TE/WR	WR/TE
at Pitt	Reed	Swoboda	Nelson	Oluwatimi	Glaser	Reinkensmeyer	Taulapapa (RB)	Perkins	Dubois (WR)	Chatman (WR)	Jana (WR)
W&M	Reed	Haskins	Nelson	Oluwatimi	Glaser	Reinkensmeyer	Atkins (RB)	Perkins	Kelly Jr. (WR)	Cowley (TE)	Dubois (WR)
FSU	Reed	Haskins	Nelson	Oluwatimi	Glaser	Swoboda	Taulapapa (RB)	Perkins	Dubois (WR)	Cowley (TE)	Chatman (WR)
ODU	Reed	Haskins	Nelson	Fannin	Glaser	Reinkensmeyer	Taulapapa (RB)	Perkins	Atkins (RB)	Jana (WR)	Chatman (WR)
ND	Reed	Haskins	Nelson	Oluwatimi	Glaser	Reinkensmeyer	Taulapapa (RB)	Perkins	Kemp IV	Jana (WR)	Brissett (WR)
UM	Reed	Haskins	Nelson	Oluwatimi	Glaser	Reinkensmeyer	Taulapapa (RB)	Perkins	Dubois (WR)	Cowley (TE)	Jana (WR)
DU	Reed	Haskins	Nelson	Oluwatimi	Glaser	Reinkensmeyer	Taulapapa (RB)	Perkins	Dubois (WR)	Cowley (TE)	Jana (WR)
UL	Reed	Haskins	Nelson	Oluwatimi	Glaser	Reinkensmeyer	Taulapapa (RB)	Perkins	Dubois (WR)	Cowley (TE)	Brissett (WR)
UNC	Reed	Haskins	Nelson	Oluwatimi	Glaser	Reinkensmeyer	Taulapapa (RB)	Perkins	Dubois (WR)	Cowley (TE)	Jana (WR)
GT	Reed	Haskins	Nelson	Oluwatimi	Glaser	Reinkensmeyer	Taulapapa (RB)	Perkins	Dubois (WR)	Cowley (TE)	Jana (WR)
Liberty	Reed	Haskins	Nelson	Oluwatimi	Glaser	Reinkensmeyer	Atkins (RB)	Perkins	Dubois (WR)	Cowley (TE)	Jana (WR)
VT	Reed	Haskins	Nelson	Oluwatimi	Glaser	Reinkensmeyer	Taulapapa (RB)	Perkins	Dubois (WR)	Cowley (TE)	Jana (WR)
CU	Jana	Haskins	Nelson	Oluwatimi	Reinkensmeyer	Swoboda	Taulapapa (RB)	Perkins	Dubois (WR)	Cowley (TE)	Kemp (WR)

DEFENSE

Game	DE	NT/DB	DE/DB	WLB	BLB	MLB	SLB	CB	FS	SABRE	CB
at Pitt	Burney	Briggs	Hanback	Gahm	Zandier	Mack	Snowden	Grant	Cross	Nelson	Hall
W&M	Faumui	Briggs	Hanback	Taylor	Zandier	Mack	Snowden	Grant	Cross	Nelson	Hall
FSU	Alonso	Briggs	Hanback	Gahm	Zandier	Mack	Snowden	Grant	Cross	Nelson	Hall
ODU	Burney	Briggs	Faumui	Gahm	Zandier	Mack	Snowden	Grant	Cross	Bount	Hall
ND	Burney	Briggs	Alonso	Gahm	Zandier	Mack	Snowden	Grant	Cross	Blount	Hall
UM	Hanback	Briggs	Alonso	Taylor	Zandier	Mack	Snowden	Grant	Cross	Blount	Hall
DU	Hanback	Moore (DB)	Alonso	Taylor	Zandier	Mack	Snowden	Grant	Blount	Nelson	Cross
UL	Hanback	Moore (DB)	Alonso	Taylor	Zandier	Mack	Snowden	Grant	Blount	Nelson	Cross
UNC	Hanback	Briggs	Moore (DB)	Taylor	Zandier	Jackson	Snowden	Grant	Blount	Baker	Cross
GT	Burney	Hanback	Alonso	Taylor	Zandier	Mack	Snowden	Grant	Blount	Moore	Cross
Liberty	Faumui	Hanback	Alonso	Taylor	Zandier	Mack	Snowden	Grant	Blount	Cross	Smith
VT	Faumui	Hanback	Alonso	Taylor	Zandier	Mack	Snowden	Grant	Blount	Cross	Smith
CU	Burney	Hanback	Alonso	Taylor	Zandier	Mack	Snowden	Grant	Blount	Cross	Smith

STATISTICAL LEADERS

Game	Rushing (Att.-Yds-TD)	Passing (C-A-I-Y-TD)	Receiving (Rec.-Yds.-TD)	Tackles Total (S-A-T)
at Pitt	Taulapapa 10-66-1	Perkins 20-34-0-181-2	Dubois 4-45-1	Zandier 6-3-9
William & Mary	Hollins 11-78-2	Perkins 16-26-2-192-2	Reed 4-58-1	Zandier 9-4-5
Florida State	Taulapapa 18-53-3	Perkins 30-40-2-295-1	Reed 8-83-1	Mack 5-8-13
Old Dominion	Perkins 14-35-1	Perkins 15-24-0-175-1	Reed 4-40-1	Snowden 6-9-15
at Notre Dame	Taulapapa 10-31-0	Perkins 30-43-2-334-2	Dubois 9-143-1	Blount 9-1-10
at Miami	Perkins 17-27-0	Perkins 25-42-0-252-0	Dubois 7-93-0	Blount 5-3-8
Duke	Taulapapa 14-77-2	Perkins 13-26-1-141-0	Reed 5-45-0	Moore 4-8-12
at Louisville	Taulapapa 11-54-2	Perkins 24-41-1-233-1	Reed 8-48-0	Zandier 6-1-7
at North Carolina	Perkins 24-112-2	Perkins 30-39-0-378-3	Jana 13-146-0	Snowden 4-4-8
Georgia Tech	Perkins 21-106-1	Perkins 24-35-0-258-1	Jana 9-108-0	Mack 3-6-9
Liberty	Kier 10-82-1	Perkins 18-30-0-199-2	Jana 4-56-1	Smith 6-2-8
Virginia Tech	Perkins 19-164-2	Perkins 20-33-1-311-1	Reed 5-66	Blount 7-1-8 Smith 5-3-8
Clemson	Perkins 17-58	Perkins 27-43-2-266-02	Dubois 10-130-1	Blount 7-4-11

DRIVE ANALYSIS

	UVA	Opp.
Total Drives Started	159	158
Times Started Inside Own 20	16	24
Drives Started in Opp. Territory	22	11
Avg. Starting Field Position	own 34	own 27
"Three & Out"	34	56

TURNOVER SUMMARY

	UVA	Opp.
Turnovers Gained	17	20
...led to touchdown	9	9
...led to field goal	3	2
...led to punt	2	4
...other (end of game/half, downs, turnover, missed FG, etc.)	3	5

WHAT HAPPENS ON 1ST DOWN

Team	Plays	Yards	Avg.	Rush	Yards	Avg.	Pct.	Pass	Yards	Avg.	Pct.
VIRGINIA	405	2351	5.80	199	866	4.35	49.1	206	1485	7.21	50.9
Opponents	364	2289	6.29	220	942	4.28	60.4	144	1347	9.35	39.6

3RD DOWN CONVERSIONS

3rd down and ...1	2	3	4	5	6	7	8	9	10	11	12	13	14	15+	Total	Pct.	
VIRGINIA	10-15	12-17	17-24	11-14	6-13	5-13	3-9	4-13	5-13	8-19	3-4	0-6	0-3	2-6	1-14	87-189	.460
Opponent	11-15	5-6	12-18	3-9	5-15	5-17	5-13	3-9	1-6	3-22	3-8	1-7	0-2	1-4	2-22	61-174	.333

3rd down and ...1	2	3	4	5	6	7	8	9	10	11	12	13	14	15+	
VIRGINIA	66.7	70.6	70.8	78.6	46.2	38.5	33.3	30.8	38.5	42.1	75	0	0	33.3	7.1
Opponent%	73.3	83.3	66.7	33.3	33.3	29.4	38.5	33.3	16.7	13.6	37.5	14.3	0	25	9.1

Virginia Game-by-Game

3rd down and ...1	2	3	4	5	6	7	8	9	10	11	12	13	14	15+	Total	Pct.	
Pitt	0-0	2-2	1-1	1-1	2-2	0-0	0-1	0-1	1-2	1-2	0-0	0-1	0-0	0-1	0-1	8-15	.533
W&M	1-2	2-2	2-2	0-0	0-1	1-1	0-0	0-0	2-2	0-2	0-0	0-0	0-0	0-0	1-2	9-14	.643
FSU	0-0	1-1	2-2	1-2	0-1	0-0	0-1	1-3	0-0	0-0	0-0	0-0	0-1	0-0	0-1	5-12	.417
ODU	0-1	0-2	0-1	0-0	0-0	1-2	0-1	0-1	0-1	0-0	0-1	0-0	0-0	0-0	0-1	1-11	.091
ND	1-1	0-0	0-1	0-1	0-1	1-1	1-1	0-0	0-3	0-2	1-1	0-0	0-0	0-1	0-1	4-14	.286
Miami	1-3	0-0	1-2	0-0	0-1	2-3	0-0	1-2	1-1	2-4	0-0	0-0	0-0	1-1	0-1	9-18	.500
Duke	2-2	0-1	3-3	1-2	1-2	0-1	0-1	0-1	0-0	0-1	0-0	0-0	0-0	0-1	0-0	7-15	.467
Louisville	1-2	1-1	0-1	0-0	0-0	0-1	0-0	0-0	0-1	1-2	1-1	0-1	0-1	0-1	0-2	4-14	.286
UNC	1-1	1-1	1-2	1-2	1-2	0-0	0-0	1-2	0-0	0-1	1-1	0-0	0-1	0-0	0-0	7-13	.538
GT	2-2	1-1	2-3	3-3	0-0	0-2	0-0	0-2	1-1	0-0	0-0	0-1	0-0	0-0	0-1	9-16	.563
Liberty	0-0	1-1	1-2	1-1	2-3	0-1	2-2	1-2	0-0	1-1	0-0	0-2	0-0	0-0	0-0	9-15	.600
VT	0-0	2-4	0-0	0-0	0-1	0-0	0-2	0-0	0-0	2-2	0-0	0-0	0-0	1-1	0-4	5-14	.357
Clemson	1-1	1-1	4-4	3-4	0-0	0-1	0-0	0-1	0-2	1-3	0-0	0-1	0-0	0-0	0-0	10-18	.556

Opponent Game-by-Game

3rd down and ...1	2	3	4	5	6	7	8	9	10	11	12	13	14	15+	Total	Pct.	
Pitt	0-0	0-0	2-3	1-1	1-2	2-3	1-2	0-0	0-1	0-3	0-0	0-0	0-0	0-0	0-1	7-16	.438
W&M	0-0	0-0	1-1	0-0	0-0	0-0	0-0	0-0	0-0	0-2	0-1	0-2	0-0	0-1	0-4	1-11	.091
FSU	1-1	1-1	2-2	0-0	0-0	0-3	0-1	0-0	0-0	2-3	0-1	0-0	0-0	1-1	0-3	7-16	.438
ODU	0-1	0-1	2-2	0-1	0-1	0-1	1-1	0-1	0-1	0-0	1-1	0-2	0-1	0-1	0-1	4-16	.250
ND	3-3	0-0	0-1	0-0	1-2	1-5	1-1	0-1	0-0	0-0	0-0	0-0	0-0	0-0	0-2	6-15	.400
Miami	0-2	0-0	1-2	0-0	1-1	0-0	0-1	0-0	0-0	0-2	0-0	0-0	0-0	0-0	0-2	2-10	.200
Duke	0-0	0-0	1-1	0-1	0-4	0-1	0-2	0-0	0-1	0-3	0-0	1-1	0-0	0-0	0-0	2-14	.143
Louisville	2-2	0-0	0-1	0-1	0-0	1-1	0-1	0-2	1-1	0-0	1-1	0-0	0-0	0-1	0-1	5-12	.417
UNC	1-1	2-2	1-2	0-2	0-0	0-0	0-1	1-1	0-0	1-2	0-0	0-0	0-0	0-0	1-2	7-13	.538
GT	0-0	0-0	2-2	0-0	1-3	0-1	0-0	0-1	0-1	0-0	0-1	0-1	0-0	0-0	0-0	3-10	.300
Liberty	1-1	1-1	0-0	0-1	1-1	0-0	1-1	1-1	0-0	0-6	1-3	0-0	0-0	0-0	1-2	7-17	.412
VT	1-1	1-1	0-1	0-0	0-1	1-1	0-1	1-2	0-1	0-0	0-0	0-1	0-1	0-0	0-4	4-15	.267
Clemson	3-3	0-0	0-0	2-2	0-0	0-1	1-1	0-0	0-0	0-1	0-0	0-0	0-0	0-0	0-1	6-9	.667

STARTING FIELD POSITION

	UVA Avg. Start	Opp. Avg. Start	UVA Advantage
Pitt	41	23	+18
W&M	44	31	+13
FSU	22	26	-4
ODU	42	25	+17
ND	34	36	-2
Miami	35	20	+5
Duke	46	27	+19
Louisville	33	26	+7
UNC	25	27	-2
GT	37	23	+14
Liberty	42	29	+13
VT	22	32	-10
Clemson	23	35	-12
Totals	34.4	27.7	+6.7

PENALTIES

	UVA Pen.-Yds.	Opp. Pen.-Yds.	UVA Yd Diff
Pitt	3-35	5-51	-16
W&M	3-31	4-20	+11
FSU	9-97	10-83	+14
ODU	7-70	5-40	+30
ND	6-52	9-50	+2
Miami	3-20	4-32	-12
Duke	2-30	5-55	-25
Louisville	8-70	5-30	+40
UNC	1-5	6-46	-41
GT	6-49	6-51	-2
Liberty	5-50	8-77	-27
VT	7-62	8-67	-5
Clemson	3-27	4-25	+2
Totals (per gm avg.)	46	48	-2

PLAYS PER DRIVE

Virginia

Opponent	Off. Plays	Drives	Avg.
Pitt	71	12	5.92
W&M	71	14	5.07
FSU	72	11	6.55
ODU	53	13	4.08
Notre Dame	72	15	4.80
Miami	72	10	7.20
Duke	69	14	4.93
Louisville	68	13	5.23
UNC	72	11	6.55
Georgia Tech	72	11	6.55
Liberty	78	13	6.00
Virginia Tech	58	15	3.87
Clemson	75	12	6.25
Total	903	164	5.51

Opponent

Opponent	Off. Plays	Drives	Avg.
Pitt	72	12	6.00
W&M	48	14	3.43
FSU	66	12	5.50
ODU	70	13	5.38
Notre Dame	62	14	4.43
Miami	52	9	5.78
Duke	71	15	4.73
Louisville	59	12	4.92
UNC	68	11	6.18
Georgia Tech	54	11	4.91
Liberty	70	13	5.38
Virginia Tech	75	15	5.00
Clemson	67	13	5.15
Total	834	164	5.09

OFFENSIVE TD BREAKDOWN

YARDS	No. of TD	No. of TD Drives
1-10	34	0
11-20	6	2
21-30	2	5
31-40	2	3
41-50	1	5
51-60	0	7
61-70	2	8
71-80	0	14
81-90	0	3
91-99	0	0
POSS. TIME	TD Drives	Plays on TD Drive
0:01-0:30	1	1:0
0:31-1:00	4	2:3
1:01-1:30	3	3:4
1:31-2:00	5	4:3
2:01-3:00	10	5:11
3:01-4:00	12	6:5
4:01-5:00	6	7:6
5:01-6:00	4	8:4
6:01-7:00	2	9:3
7:01+	0	10:2
OT	0	11+:6

TAKEAWAYS & TURNOVERS

Virginia Takeaways

Opponent	Takeaway	Qtr	Yd.-Line	Result
Pitt	Interception by Gahm	3	P31	Touchdown
Pitt	Interception by Blount	4	V38	Missed FG
W&M	Interception by Grant	1	V15	Touchdown
ODU	Interception by Zandier	3	O22	Touchdown
ND	Fumble recovery by Blount	3	ND41	Turnover on Downs
Duke	Interception by Nelson	2	D38	Field Goal
Duke	Fumble recovery by Alonso	2	D48	Punt
Duke	Fumble recovery by Snowden	3	D21	Field Goal
Duke	Fumble recovery by Hanback	3	D21	Touchdown
Duke	Interception by Blount	3	VA40	Touchdown
GT	Interception by Blount	1	VA35	Touchdown
Liberty	Interception by Cross	2	VA6	Touchdown
Liberty	Interception by Cross	4	VA10	Touchdown
VT	Fumble recovery by Alonso	2	VA41	Punt
VT	Interception by Taylor	2	VA47	End of Half
VT	Interception by Taylor	4	VA35	Field Goal
VT	Fumble recovery by Hanback	4	VT00	Touchdown

Totals **17 Takeaways** **9 TD, 3 FG (71 points)**

Virginia Turnovers

Opponent	Takeaway	Qtr	Yd.-Line	Result
W&M	Fumble by Davis	2	VA25	Field Goal
W&M	Interception by Perkins	2	W10	Punt
W&M	Interception by Perkins	3	V50	Missed FG
W&M	Interception by Armstrong	3	V47	Touchdown
FSU	Interception by Perkins	1	F13	Punt
FSU	Interception by Perkins	2	F10	End of Half
ND	Fumble by Perkins	1	ND46	Touchdown
ND	Fumble by Perkins	3	ND45	Touchdown
ND	Fumble by Perkins	3	VA24	Touchdown
ND	Interception by Perkins	4	ND29	Touchdown
ND	Interception by Perkins	4	ND44	End of Game
Miami	Fumble by Hollins	3	UM23	Punt
Duke	Interception by Perkins	1	D00	Punt
Duke	Interception by Stone	4	D00	Touchdown
Louisville	Interception by Perkins	2	UL8	End of Half
Louisville	Fumble by Reed	3	VA37	Touchdown
VT	Interception by Perkins	1	VT43	Field Goal
Clemson	Interception by Perkins	1	CU00	Touchdown
Clemson	Interception by Perkins	4	VA36	Touchdown
Clemson	Interception by Armstrong	4	VA48	End of Game

Totals **20 Turnovers** **9 TD, 2 FG (69 points)**

First Half Takeaways	7	First Half Turnovers	9
First Quarter	2	First Quarter	5
Second Quarter	5	Second Quarter	4
Second Half Takeaways	10	Second Half Turnovers	11
Third Quarter	6	Third Quarter	6
Fourth Quarter	4	Fourth Quarter	5
Total Takeaways	17	Total Turnovers	20
INT	11	INT	14
FR	6	FR	6

TOP DRIVES

PLAYS	GAME	RESULT	YARDS	GAME	RESULT	TIME	GAME	RESULT
1. 16	at Notre Dame	FG	1. 85	at UNC	TD	1. 7:18	at Miami	Missed FG
2. 15	at Louisville	TD	85	Clemson	TD	2. 7:11	at Notre Dame	FG
3. 13	at Miami	Missed FG	3. 81	Liberty	TD	3. 6:59	Georgia Tech	Punt
13	at UNC	TD	4. 79	Virginia Tech	TD	4. 6:35	at Miami	FG
13	at UNC	TD	5. 78	2 tied		5. 6:34	Duke	Interception

Total TD Drive Time: 2:21:41 / 8,501 seconds

Total Offensive TD: 47

AVG TD Time: 3:01

Shortest TD Drive, Yards: 15 (vs Liberty, Perkins 2-yd run, 5 plays, 2:36)

Longest TD Drive, Yards: 85 (2x, last vs. Clemson, Perkins 8-yd pass to Jana, 10 plays, 5:16)

Shortest TD Drive Time: 0:13 (vs Duke, Taulapapa 9-yd run, 2 plays, 40 yards)

Longest TD Drive Time: 6:33 (vs FSU, Perkins 12-yd pass to Reed, 11 plays, 75 yards)

Most Plays on TD Drive: 15 (at Louisville, Perkins 4-yd pass to Kelly, 69 yards, 2:25)

Fewest Plays on TD Drive: 2 (3x, last at UNC, Perkins 65-yd run, 75 yards, 0:35)

VIRGINIA SCORING CHARTS

• Total Scoring Drives: 65
 Other Scores: 2 kick returns, 2 INT returns, 1 fumble recovery

Qtr.	Opp.	Scoring Play	Plays	Yards	TOP
1	Pitt	39-yard field goal by Delaney	11	53	6:13
1	Pitt	2-yard pass to Sharp from Perkins	3	19	1:31
2	Pitt	36-yard field goal by Delaney	8	63	3:10
3	Pitt	45-yard field goal by Delaney	10	47	3:06
3	Pitt	13-yard pass to Dubois from Perkins	5	29	3:13
4	Pitt	10-yard run by Taulapapa	5	27	3:06
1	WM	40-yd pass to Reed by Perkins	6	69	3:22
1	WM	7-yd run by Perkins	7	45	3:23
2	WM	15-yd pass to Chatman by Perkins	5	52	2:09
3	WM	9-yd run by Hollins	10	70	5:30
4	WM	34-yd field goal by Delaney	7	45	3:25
4	WM	1-yd run by Hollins	6	64	3:14
1	FS	49-yard field goal by Delaney	9	48	4:35
2	FS	3-yard run by Taulapapa	6	75	3:23
4	FS	12-yard pass to Reed by Perkins	11	75	6:33
4	FS	1-yard run by Taulapapa	11	75	5:40
4	FS	2-yard run by Taulapapa	5	72	2:20
2	ODU	8-yard run by Perkins	6	33	3:35
4	ODU	7-yard run by Taulapapa	2	29	0:38
4	ODU	25-yard pass to Reed by Perkins	3	58	1:26
1	ND	6-yard pass to Reed from Perkins	7	69	4:02
2	ND	32-yard field goal by Delaney	16	61	7:11
2	ND	16-yard pass to Dubois from Perkins	5	76	1:02
4	ND	27-yard field goal by Delaney	12	65	4:00
2	UM	25-yard field goal by Delaney	9	57	1:33
4	UM	21-yard field goal by Delaney	12	64	6:35
4	UM	44-yard field goal by Delaney	7	0	2:27
2	DU	1-yard run by Perkins	9	78	4:20
2	DU	30-yard field goal by Delaney	4	8	2:13
2	DU	1-yard run by Perkins	8	34	5:12
3	DU	33-yard field goal by Delaney	4	5	1:02
3	DU	3-yard run by Perkins	5	21	1:41
4	DU	9-yard run by Taulapapa	2	40	0:13
1	UL	6-yard run by Taulapapa	7	60	3:57
2	UL	19-yard run by Taulapapa	5	53	2:40
4	UL	4-yard pass to Kelly from Perkins	15	69	2:25
1	NC	1-yard run by Perkins	13	70	6:23
2	NC	21-yard field goal by Delaney	8	76	6:23
2	NC	6-yard pass to Dubois from Perkins	13	78	1:47
3	NC	65-yard run by Perkins	2	75	0:35
3	NC	9-yard pass to Cowley from Perkins	7	85	4:27
3	NC	6-yard pass to Misch from Perkins	5	75	2:27
1	GT	2-yd run by Taulapapa	9	76	4:40
1	GT	9-yd pass to Reed by Perkins	3	28	1:26
2	GT	24-yd field goal by Delaney	10	49	4:51
2	GT	3-yd run by Perkins	5	50	1:33
4	GT	34-yard field goal by Delaney	10	70	4:40
4	GT	3-yd run by Taulapapa	4	50	1:34
1	LB	8-yd pass to Jana from Perkins	9	47	3:27
1	LB	26-yd field goal by Delaney	12	48	5:50
2	LB	3-yd run by Atkins	5	42	2:41
2	LB	4-yd run by Hollins	4	59	1:32
3	LB	7-yd pass to Reed from Perkins	8	59	3:39
3	LB	2-yd run by Perkins	5	15	2:36
4	LB	4-yd run by Kier	7	81	3:58
4	LB	29-yd field goal by Delaney	7	47	3:26
4	LB	44-yd pass to Wicks from Armstrong	6	55	3:01
1	VT	39-yd run by Perkins	8	75	2:46
1	VT	67-yd run by Perkins	3	75	0:54
3	VT	25-yd pass to Kemp IV from Perkins	7	79	2:18
4	VT	2-yd run by Taulapapa	5	75	2:18
4	VT	25-yd field goal by Delaney	5	67	3:23
4	VT	48-yd field goal by Delaney	9	34	3:24
1	CU	20-yd pass to Dubois from Perkins	12	78	4:44
3	CU	8-yd pass to Jana from Perkins	10	85	5:16
4	CU	35-yd field goal by Delaney	9	58	2:49

OPPONENT SCORING CHARTS

• Total Scoring Drives: 54
 • Other Scores: 1 INT return for a TD, 1 fumble return for a TD

Qtr.	Opp.	Scoring Play	Plays	Yards	TOP
2	Pitt	2-yard run from A. Davis	7	85	2:26
2	Pitt	3-yard pass to Tipton from Pickett	14	80	25:34
2	WM	40-yd field goal by Jake Johnston	4	10	0:49
4	WM	2-yd run by A. Funderburke	7	75	3:25
2	FS	10-yard pass to Nabers from Blackman	3	39	0:48
2	FS	3-yard pass to Akers from Blackman	8	87	2:45
3	FS	53-yard field goal by Aguayo	6	23	1:59
4	FS	17-yard pass to Helton by Blackman	8	75	2:33
1	ODU	21-yard field goal by Nick Rice	11	74	7:38
1	ODU	10-yard run by Stone Smartt	5	48	2:00
2	ODU	47-yard pass to Gieger by Smartt	9	89	4:50
1	ND	5-yard run by Jones Jr.	13	75	6:23
1	ND	11-yard run by Flemister	4	54	1:36
3	ND	2-yard run by Jones Jr.	2	7	0:30
4	ND	30-yard run by Jones Jr.	5	71	2:04
1	UM	17-yard pass to Dallas from Perry	11	78	6:05
4	UM	19-yard field goal by Davidson	9	72	4:22
4	UM	3-yard run by Perry	10	75	5:08
3	DU	36-yard pass to Bracey from Harris	12	75	3:16
4	DU	23-yard pass to Pancol from Katrenick	8	65	4:17
1	UL	77-yard pass to Atwell from Cunningham	2	71	0:49
3	UL	2-yard run by Hawkins	12	89	5:33
4	UL	25-yard run by Cunningham	3	34	1:08
4	UL	17-yard run by Hawkins	4	63	2:19
1	NC	37-yd field goal by Ruggles	5	61	1:40
2	NC	47-yard pass to Brown from Howell	5	75	2:01
2	NC	34-yard pass to Brown from Howell	8	69	3:07
3	NC	50-yard pass to Green from Howell	7	85	4:27
3	NC	42-yard pass to Brown from Howell	5	75	1:47
1	GT	59-yd pass to Brown by Graham	4	75	1:41
1	GT	5-yd run by Graham	7	75	3:30
2	GT	25-yard pas to Carter by Graham	3	65	0:37
4	GT	8-yd run by Mason	12	75	5:27
1	LB	6-yd run by Hickson	7	75	3:27
2	LB	32-yd pass to Frith from Calvert	7	65	2:09
3	LB	8-yd pass to Gandy-Golden from Calvert	6	75	2:12
4	LB	37-yd field goal by Probert	8	57	1:53
4	LB	31-yd field goal by Probert	8	45	1:58
1	VT	21-yd field goal by Johnson	8	53	4:39
2	VT	26-yd field goal by Johnson	7	20	2:49
3	VT	34-yd run by Hooker	5	75	2:08
3	VT	1-yd run by McCleese	8	71	4:22
3	VT	61-yd pass to Turner from Hooker	4	75	1:36
4	VT	47-yd field goal by Johnson	6	27	3:23
1	CU	19-yd pass to Higgins from Lawrence	5	80	1:34
1	CU	59-yd pass to Ross from Lawrence	4	75	1:36
2	CU	47-yd field goal by Potter	8	53	2:43
2	CU	26-yd run by Etienne	4	68	1:24
2	CU	7-yd pass to Higgins from Lawrence	12	83	5:29
3	CU	11-yd pass to Higgins from Lawrence	5	75	2:09
3	CU	23-yd run by Dixon	6	49	2:10
4	CU	24-yd field goal by Potter	7	69	2:26
4	CU	4-yd run by Brice	3	7	1:04
4	CU	4-yd run by Mellusi	9	59	4:22

VIRGINIA GAME-BY-GAME

		Rushing				Receiving				Passing				Kick Returns				Punt Returns				tot		
Date	Opponent	no.	yds	td	lg	no.	yds	td	lg	cmp	att	int	yds	td	lg	no.	yds	td	lg	no.	yds	td	lg	off
Aug 31	at Pitt	33	129	1	27	20	181	2	33	20	34	0	181	2	33	2	48	0	30	2	21	0	12	310
Sep 06	WILLIAM & MARY	35	216	3	37	25	295	2	40	25	36	3	295	2	40	4	151	1	100	5	51	0	22	511
Sep 14	FLORIDA STATE	32	120	3	22	30	295	1	35	30	40	2	295	1	35	1	35	0	35	2	0	0	0	415
Sep 21	OLD DOMINION	29	69	2	15	15	175	1	34	15	24	0	175	1	34	4	119	0	57	2	10	0	7	244
Sep 28	at Notre Dame	29	4	0	15	30	334	2	43	30	43	2	334	2	43	2	39	0	25	2	17	0	9	338
Oct 11	at Miami (FL)	31	74	0	13	25	252	0	49	25	42	0	252	0	49	3	112	0	72	3	18	0	19	326
Oct 19	DUKE	41	154	5	31	14	153	0	23	14	28	2	153	0	23	2	138	1	95	1	2	0	2	307
Oct 26	at Louisville	26	78	2	22	24	233	1	39	24	42	1	233	1	39	5	116	0	39	2	3	0	4	311
Nov 02	at North Carolina	32	134	2	65	31	383	3	40	31	40	0	383	3	40	3	58	0	23	1	8	0	8	517
Nov 09	GEORGIA TECH	37	155	3	43	24	258	1	35	24	35	0	258	1	35	5	129	0	40	3	9	0	10	413
Nov 23	LIBERTY	44	227	4	38	21	272	3	44	21	34	0	272	3	44	4	130	0	41	0	0	0	0	499
Nov 29	VIRGINIA TECH	25	181	3	67	20	311	1	67	20	33	1	311	1	67	1	21	0	21	3	19	0	9	492
Dec 07	vs Clemson	27	104	0	16	30	283	2	46	30	48	3	283	2	46	4	76	0	28	0	0	0	0	387
		421	1645	28	67	309	3425	19	67	309	479	14	3425	19	67	40	1172	2	100	26	158	0	22	5070
Opponents		463	1690	20	48	207	2967	22	77	207	370	11	2967	22	77	19	477	0	52	9	127	0	35	4657

Games: 13 • Avg/rush: 3.9 • Avg/catch: 11.1 • Pass effic: 131.82 • KR avg: 29.3 • PR avg: 6.1 • All purpose avg/game: 513.8 • Total offense avg/gm: 390.0

		Tackles				Sacks	Fumble		Pass Defense			blkd	PAT Attempts			off		
Date	Opponent	ua	a	total	tfl-yds	no-yds	ff	fr-yds	int-yds	qbh	brup	kick	kick	rush	rcv	saf	t/o	pts
Aug 31	at Pitt	36	22	58	7.0-34	4.0-28	0	0-0	2-11	7	5	1	3-3	0	0	0	7	30
Sep 06	WILLIAM & MARY	24	34	58	12.0-53	7.0-41	0	0-0	1-85	0	0	0	7-7	0	0	0	7	52
Sep 14	FLORIDA STATE	27	40	67	9.0-30	3.0-14	0	0-0	0-0	8	7	0	2-3	1	0	0	0	31
Sep 21	OLD DOMINION	32	46	78	11.0-50	6.0-34	0	0-0	1-22	10	3	0	4-4	0	0	0	7	28
Sep 28	at Notre Dame	44	12	56	5.0-35	4.0-33	0	1-0	0-0	3	3	0	2-2	0	0	0	0	20
Oct 11	at Miami (FL)	27	22	49	9.0-27	3.0-13	0	0-0	0-0	2	3	0	0-0	0	0	0	0	9
Oct 19	DUKE	28	56	84	5.0-19	1.0-10	2	3-0	2-37	5	7	0	6-6	0	0	0	20	48
Oct 26	at Louisville	43	14	57	9.0-34	4.0-24	0	0-0	0-0	2	2	0	3-3	0	0	0	0	21
Nov 02	at North Carolina	36	26	62	4.0-20	2.0-17	0	0-0	0-0	2	2	0	5-5	0	0	0	0	38
Nov 09	GEORGIA TECH	16	46	62	2.0-9	0.0-0	0	0-0	1-37	6	0	0	3-3	0	0	0	7	33
Nov 23	LIBERTY	29	16	45	6.0-27	3.0-23	0	0-0	2-87	19	5	0	7-7	0	0	0	14	55
Nov 29	VIRGINIA TECH	47	30	77	8.0-48	6.0-45	2	2-0	2-0	0	3	0	3-4	0	0	0	9	39
Dec 07	vs Clemson	31	44	75	7.0-42	2.0-16	0	0-0	0-0	1	3	0	2-2	0	0	0	0	17
		420	408	828	94.0-428	45.0-298	4	6-0	11-279	65	43	1	47-49	1	0	0	71	421
Opponents		490	423	913	74.0-302	38.0-224	12	6-71	14-115	32	49	2	44-44	0	0	0	69	344

Date	Opponent	Punting										Field Goals			Kickoffs				
		no.	yds	avg	long	blkd	tb	fc	50+	i20	md-att	long	blkd	no.	yds	avg	tb	ob	
Aug 31	at Pitt	4	182	45.5	49	0	1	2	0	3	3-4	45	0	7	425	60.7	4	1	
Sep 06	WILLIAM & MARY	0	0	0.0	0	0	0	0	0	0	1-2	34	0	9	585	65.0	8	0	
Sep 14	FLORIDA STATE	4	170	42.5	48	0	0	2	0	1	1-1	49	0	6	350	58.3	5	0	
Sep 21	OLD DOMINION	6	218	36.3	42	0	1	4	0	3	0-1	0	1	5	325	65.0	3	0	
Sep 28	at Notre Dame	4	162	40.5	51	0	0	1	1	1	2-2	32	0	4	260	65.0	3	0	
Oct 11	at Miami (FL)	3	133	44.3	47	0	0	2	0	2	3-4	44	1	3	194	64.7	2	0	
Oct 19	DUKE	3	113	37.7	47	0	0	0	0	1	2-2	33	0	9	584	64.9	7	0	
Oct 26	at Louisville	7	304	43.4	78	0	0	2	1	4	0-0	0	0	3	195	65.0	1	0	
Nov 02	at North Carolina	4	154	38.5	47	0	1	0	0	1	1-1	21	0	7	425	60.7	4	1	
Nov 09	GEORGIA TECH	3	118	39.3	45	0	0	2	0	2	2-2	34	0	7	440	62.9	6	0	
Nov 23	LIBERTY	2	88	44.0	45	0	0	0	0	1	2-2	29	0	10	596	59.6	6	1	
Nov 29	VIRGINIA TECH	6	260	43.3	54	0	1	1	2	0	2-2	48	0	8	473	59.1	4	0	
Dec 07	vs Clemson	5	199	39.8	53	0	0	2	1	3	1-1	35	0	4	254	63.5	3	0	
		51	2101	41.2	78	0	4	18	5	22	20-24	49	2	82	5106	62.3	56	3	
Opponents		61	2450	40.2	59	1	1	27	10	9	12-18	53	0	67	4134	61.7	27	0	

OPPONENT GAME-BY-GAME

		Rushing				Receiving				Passing				Kick Returns				Punt Returns				tot		
Date	Opponent	no.	yds	td	lg	no.	yds	td	lg	cmp	att	int	yds	td	lg	no.	yds	td	lg	no.	yds	td	lg	off
Aug 31	at Pitt	30	78	1	16	21	185	1	59	21	41	2	185	1	59	1	26	0	26	1	0	0	0	263
Sep 06	WILLIAM & MARY	35	63	1	41	5	130	0	39	5	13	1	130	0	39	1	35	0	35	0	0	0	0	193
Sep 14	FLORIDA STATE	29	95	0	36	22	234	3	30	22	37	0	234	3	30	0	0	0	0	0	0	0	0	329
Sep 21	OLD DOMINION	44	64	1	14	16	206	1	47	16	26	1	206	1	47	2	42	0	32	0	0	0	0	270
Sep 28	at Notre Dame	37	157	4	30	17	165	0	37	17	25	0	165	0	37	1	16	0	16	1	1	0	1	322
Oct 11	at Miami (FL)	25	83	1	17	16	182	1	35	16	27	0	182	1	35	1	21	0	21	0	0	0	0	265
Oct 19	DUKE	41	132	0	12	15	118	2	36	15	30	2	118	2	36	2	46	0	26	1	6	0	6	250
Oct 26	at Louisville	45	227	3	48	8	133	1	77	8	14	0	133	1	77	2	44	0	24	1	34	0	34	360
Nov 02	at North Carolina	39	186	0	21	15	353	4	57	15	29	0	353	4	57	1	23	0	23	1	20	0	20	539
Nov 09	GEORGIA TECH	32	143	2	28	15	229	2	59	15	22	1	229	2	59	1	17	0	17	0	0	0	0	372
Nov 23	LIBERTY	23	79	1	33	18	313	2	56	18	47	2	313	2	56	3	111	0	52	0	0	0	0	392
Nov 29	VIRGINIA TECH	45	172	2	34	18	311	1	61	18	30	2	311	1	61	3	64	0	43	3	62	0	35	483
Dec 07	vs Clemson	38	211	4	26	21	408	4	59	21	29	0	408	4	59	1	32	0	32	1	4	0	0	619
		463	1690	20	48	207	2967	22	77	207	370	11	2967	22	77	19	477	0	52	9	127	0	35	4657
Virginia		421	1645	28	67	309	3425	19	67	309	479	14	3425	19	67	40	1172	2	100	26	158	0	22	5070

Games: 13 • Avg/rush: 3.7 • Avg/catch: 14.3 • Pass effic: 136.98 • KR avg: 25.1 • PR avg: 14.1 • All purpose avg/game: 413.5 • Total offense avg/gm: 358.2

		Tackles				Sacks	Fumble		Pass Defense			blkd	PAT Attempts				off		
Date	Opponent	ua	a	total	tfl-yds	no-yds	ff	fr-yds	int-yds	qbh	brup	kick	kick	rush	rcv	saf	t/o	pts	
Aug 31	at Pitt	44	16	60	7.0-28	3.0-18	2	0-0	0-0	6	4	0	2-2	0	0	0	0	14	
Sep 06	WILLIAM & MARY	34	43	77	4.0-18	0.0-0	0	1-0	3-57	0	4	0	2-2	0	0	0	10	17	
Sep 14	FLORIDA STATE	35	40	75	5.0-14	2.0-10	0	0-0	2-0	0	0	0	3-3	0	0	0	0	24	
Sep 21	OLD DOMINION	26	38	64	5.0-25	2.0-18	0	0-0	0-0	0	7	1	2-2	0	0	0	0	17	
Sep 28	at Notre Dame	45	16	61	13.0-61	8.0-55	4	3-71	2-0	5	3	0	5-5	0	0	0	28	35	
Oct 11	at Miami (FL)	39	30	69	7.0-30	5.0-28	2	1-0	0-0	7	6	1	2-2	0	0	0	0	17	
Oct 19	DUKE	27	46	73	3.0-15	2.0-11	0	0-0	2-20	0	3	0	2-2	0	0	0	7	14	
Oct 26	at Louisville	48	8	56	6.0-35	4.0-30	2	1-0	1-0	8	5	0	4-4	0	0	0	7	28	
Nov 02	at North Carolina	51	16	67	6.0-22	3.0-17	2	0-0	0-0	3	0	0	4-4	0	0	0	0	31	
Nov 09	GEORGIA TECH	35	52	87	5.0-15	2.0-10	0	0-0	0-0	0	6	0	4-4	0	0	0	0	28	
Nov 23	LIBERTY	32	56	88	6.0-12	3.0-8	0	0-0	0-0	0	3	0	3-3	0	0	0	0	27	
Nov 29	VIRGINIA TECH	32	26	58	4.0-14	2.0-8	0	0-0	1-16	0	3	0	3-3	0	0	0	3	30	
Dec 07	vs Clemson	42	36	78	3.0-13	2.0-11	0	0-0	3-22	3	5	0	8-8	0	0	0	14	62	
		490	423	913	74.0-302	38.0-224	12	6-71	14-115	32	49	2	44-44	0	0	0	69	344	
Virginia		420	408	828	94.0-428	45.0-298	4	6-0	11-279	65	43	1	47-49	1	0	0	71	421	

Date	Opponent	Punting									Field Goals			Kickoffs				
		no.	yds	avg	long	blkd	tb	fc	50+	i20	md-att	long	blkd	no.	yds	avg	tb	ob
Aug 31	at Pitt	5	172	34.4	48	1	0	2	0	0	0-1	0	0	3	194	64.7	1	0
Sep 06	WILLIAM & MARY	7	289	41.3	52	0	0	1	1	1	1-2	40	0	4	218	54.5	0	0
Sep 14	FLORIDA STATE	6	254	42.3	59	0	0	4	1	3	1-1	53	0	5	325	65.0	4	0
Sep 21	OLD DOMINION	6	250	41.7	50	0	0	3	2	0	1-1	21	0	4	223	55.8	0	0
Sep 28	at Notre Dame	6	234	39.0	44	0	0	2	0	0	0-1	0	0	6	377	62.8	4	0
Oct 11	at Miami (FL)	6	275	45.8	51	0	0	3	2	0	1-1	19	0	4	255	63.8	1	0
Oct 19	DUKE	4	156	39.0	47	0	0	3	0	0	0-0	0	0	2	124	62.0	0	0
Oct 26	at Louisville	5	226	45.2	56	0	1	1	2	1	0-1	0	0	5	269	53.8	0	0
Nov 02	at North Carolina	2	76	38.0	43	0	0	1	0	1	1-1	37	0	6	372	62.0	3	0
Nov 09	GEORGIA TECH	4	151	37.8	53	0	0	1	1	1	0-1	0	0	5	287	57.4	0	0
Nov 23	LIBERTY	5	154	30.8	45	0	0	4	0	0	2-3	37	0	5	324	64.8	1	0
Nov 29	VIRGINIA TECH	4	183	45.8	53	0	0	1	1	1	3-3	47	0	7	455	65.0	6	0
Dec 07	vs Clemson	1	30	30.0	30	0	0	1	0	1	2-2	47	0	11	711	64.6	7	0
		61	2450	40.2	59	1	1	27	10	9	12-18	53	0	67	4134	61.7	27	0
Virginia		51	2101	41.2	78	0	4	18	5	22	20-24	49	2	82	5106	62.3	56	3

GAME-BY-GAME COMPARISON

Opponent	Score	First Downs			Pen	Rushing Number-Yards	Passing		Total Offense Plays-Yards	Return Yards	Turn- Overs
		Total	Rush	Pass			Comp-Att-Int	Yards			
Pitt	30 - 14	20 / 15	10 / 7	7 / 6	3 / 2	33-129 / 30-78	20-34-0 / 21-41-2	181 / 185	67-310 / 71-263	80 / 26	0 / 2
WILLIAM & MARY	52 - 17	25 / 8	8 / 3	17 / 4	0 / 1	35-216 / 35-63	25-36-3 / 5-13-1	295 / 130	71-511 / 48-193	287 / 92	4 / 1
FLORIDA STATE	31 - 24	27 / 21	8 / 6	14 / 10	5 / 5	32-120 / 29-95	30-40-2 / 22-37-0	295 / 234	72-415 / 66-329	35 / 0	2 / 0
OLD DOMINION	28 - 17	14 / 16	5 / 6	7 / 8	2 / 2	29-69 / 44-64	15-24-0 / 16-26-1	175 / 206	53-244 / 70-270	151 / 42	0 / 1
Notre Dame	20 - 35	19 / 19	5 / 9	13 / 7	1 / 3	29-4 / 37-157	30-43-2 / 17-25-0	334 / 165	72-338 / 62-322	56 / 88	5 / 1
Miami (FL)	9 - 17	21 / 14	7 / 5	12 / 9	2 / 0	31-74 / 25-83	25-42-0 / 16-27-0	252 / 182	73-326 / 52-265	130 / 21	1 / 0
DUKE	48 - 14	17 / 14	6 / 9	9 / 4	2 / 1	41-154 / 41-132	14-28-2 / 15-30-2	153 / 118	69-307 / 71-250	177 / 72	2 / 5
Louisville	21 - 28	18 / 17	5 / 11	13 / 4	0 / 2	26-78 / 45-227	24-42-1 / 8-14-0	233 / 133	68-311 / 59-360	119 / 78	2 / 0
North Carolina	38 - 31	28 / 25	5 / 12	20 / 13	3 / 0	32-134 / 39-186	31-40-0 / 15-29-0	383 / 353	72-517 / 68-539	66 / 43	0 / 0
GEORGIA TECH	33 - 28	25 / 19	8 / 8	13 / 8	4 / 3	37-155 / 32-143	24-35-0 / 15-22-1	258 / 229	72-413 / 54-372	175 / 17	0 / 1
LIBERTY	55 - 27	25 / 20	10 / 4	13 / 14	2 / 2	44-227 / 23-79	21-34-0 / 18-47-2	272 / 313	78-499 / 70-392	217 / 111	0 / 2
VIRGINIA TECH	39 - 30	14 / 25	5 / 12	8 / 11	1 / 2	25-181 / 45-172	20-33-1 / 18-30-2	311 / 311	58-492 / 75-483	40 / 142	1 / 4
Clemson	17 - 62	23 / 28	7 / 13	15 / 14	1 / 1	27-104 / 38-211	30-48-3 / 21-29-0	283 / 408	75-387 / 67-619	76 / 58	3 / 0
Totals	421 - 344	276 / 241	89 / 105	161 / 112	26 / 24	421-1645 / 463-1690	309-479-14 / 207-370-11	3425 / 2967	900-5070 / 833-4657	1609 / 790	20 / 17

Opponent	3rd Down	4th Down	Time of	TOP	Avg	Avg	Avg	Punting	Penalties	Sacks
	Conversions	Conversions	Possession	Margin	Yds/Rush	Yds/Pass	Yds/Play	Number-Avg	Number-Yards	
Pitt	7-15 / 7-16	0-0 / 0-1	34:16 / 25:44	8:32	3.9 / 2.6	5.3 / 4.5	4.6 / 3.7	4-45.5 / 5-34.4	3-35 / 5-51	4 / 3
WILLIAM & MARY	9-14 / 1-11	0-0 / 0-1	36:41 / 23:19	13:22	6.2 / 1.8	8.2 / 10.0	7.2 / 4.0	0-0.0 / 7-41.3	3-31 / 4-20	7 / 0
FLORIDA STATE	5-12 / 7-16	1-1 / 0-0	39:44 / 20:16	19:28	3.8 / 3.3	7.4 / 6.3	5.8 / 5.0	4-42.5 / 6-42.3	9-97 / 10-83	3 / 2
OLD DOMINION	1-11 / 4-16	1-2 / 3-5	24:44 / 35:16	-10:32	2.4 / 1.5	7.3 / 7.9	4.6 / 3.9	6-36.3 / 6-41.7	7-70 / 5-40	6 / 2
Notre Dame	4-14 / 6-15	1-2 / 2-2	33:32 / 26:28	7:04	0.1 / 4.2	7.8 / 6.6	4.7 / 5.2	4-40.5 / 6-39.0	6-52 / 9-50	4 / 8
Miami (FL)	10-19 / 2-10	0-1 / 1-1	34:19 / 25:41	8:38	2.4 / 3.3	6.0 / 6.7	4.5 / 5.1	3-44.3 / 6-45.8	3-20 / 4-24	3 / 5
DUKE	7-15 / 2-14	1-2 / 3-6	34:29 / 25:31	8:58	3.8 / 3.2	5.5 / 3.9	4.4 / 3.5	3-37.7 / 4-39.0	2-30 / 5-55	1 / 2
Louisville	4-14 / 5-12	2-2 / 0-1	29:42 / 30:18	-0:36	3.0 / 5.0	5.5 / 9.5	4.6 / 6.1	7-43.4 / 5-45.2	8-70 / 5-30	4 / 4
North Carolina	7-13 / 7-13	1-1 / 0-3	33:38 / 26:22	7:16	4.2 / 4.8	9.6 / 12.2	7.2 / 7.9	4-38.5 / 2-38.0	1-5 / 6-46	2 / 3
GEORGIA TECH	9-16 / 3-9	0-1 / 1-1	35:14 / 24:46	10:28	4.2 / 4.5	7.4 / 10.4	5.7 / 6.9	3-39.3 / 4-37.8	6-49 / 6-51	0 / 2
LIBERTY	9-15 / 7-17	1-2 / 1-2	38:45 / 21:15	17:30	5.2 / 3.4	8.0 / 6.7	6.4 / 5.6	2-44.0 / 5-30.8	5-50 / 8-77	3 / 3
VIRGINIA TECH	5-14 / 4-15	0-0 / 0-0	26:21 / 33:39	-7:18	7.2 / 3.8	9.4 / 10.4	8.5 / 6.4	6-43.3 / 4-45.8	7-62 / 8-67	6 / 2
Clemson	10-18 / 6-9	0-1 / 0-0	33:14 / 26:46	6:28	3.9 / 5.6	5.9 / 14.1	5.2 / 9.2	5-39.8 / 1-30.0	3-27 / 4-25	2 / 2
Totals	87-190 / 61-173	8-15 / 11-23	434:39 / 345:21	89:18	3.9 / 3.7	7.2 / 8.0	5.6 / 5.6	51-41.2 / 61-40.2	63-598 / 79-619	45 / 38

Note: Game totals are displayed in the format TEAM/OPPONENT for each category

VIRGINIA PASSING GAME-BY-GAME

#3 Perkins, B	Comp	Att	Int	Pct	Yards	TD	Long	Sacked	Effic
Pitt	20	34	0	58.8	181	2	33	3-18	122.95
William & Mary	16	26	2	61.5	192	2	40	0-0	133.57
Florida State	30	40	2	75.0	295	1	35	2-10	135.20
Old Dominion	15	24	0	62.5	175	1	34	2-18	137.50
Notre Dame	30	43	2	69.8	334	2	43	8-55	141.06
Miami (FL)	25	42	0	59.5	252	0	49	5-28	109.92
Duke	13	26	1	50.0	141	0	23	2-11	87.86
Louisville	24	41	1	58.5	233	1	39	4-30	109.44
North Carolina	30	39	0	76.9	378	3	40	3-17	183.72
Georgia Tech	24	35	0	68.6	258	1	35	2-10	139.92
Liberty	18	30	0	60.0	199	2	25	3-8	137.72
Virginia Tech	20	33	1	60.6	311	1	67	2-8	143.71
Clemson	27	43	2	62.8	266	2	46	2-11	120.80
TOTALS	292	456	11	64.0	3215	18	67	38-224	131.46

#10 Armstrong, B	Comp	Att	Int	Pct	Yards	TD	Long	Sacked	Effic
William & Mary	9	10	1	90.0	103	0	28	0-0	156.52
Louisville	0	1	0	0.0	0	0	0	0-0	0.00
North Carolina	1	1	0	100.0	5	0	5	0-0	142.00
Liberty	3	4	0	75.0	73	1	44	0-0	310.80
Clemson	2	4	1	50.0	15	0	12	0-0	31.50
TOTALS	15	20	2	75.0	196	1	44	0-0	153.82

#36 Stone, L	Comp	Att	Int	Pct	Yards	TD	Long	Sacked	Effic
Duke	1	2	1	50.0	12	0	12	0-0	0.40
TOTALS	1	2	1	50.0	12	0	12	0-0	0.40

#81 Griffin, N	Comp	Att	Int	Pct	Yards	TD	Long	Sacked	Effic
Clemson	1	1	0	100.0	2	0	2	0-0	116.80
TOTALS	1	1	0	100.0	2	0	2	0-0	116.80

VIRGINIA RUSHING GAME-BY-GAME

RUSHING	No-Yds/TD	UP	WM	FS	ODU	ND	UM	DU	UL	NC	GT	LIBERTY	VT	CU
Perkins, B QB	213-745/11	18-44/0	7-68/1	12-46/0	14-35/1	16--29/0	17-27/0	22-62/3	13-22/0	24-112/2	21-106/1	13-30/1	19-164/2	17-58/0
Taulapapa, W TB	111-459/12	10-66/1	DNP	18-53/3	11-33/1	10-31/0	8-27/0	14-77/2	11-54/2	5-21/0	10-37/2	DNP	6-17/1	8-43/0
Kier, PK TB	32-174/1	5-19/0	6-45/0	1-1/0	2-5/0	2--1/0	3-14/0	-	-	1-5/0	2-6/0	10-82/1	-	-
Hollins, M TB	21-112/3	-	11-78/2	-	-	-	2-7/0	-	DNP	-	-	8-27/1	-	-
Atkins, L TB	15-73/1	-	3-5/0	-	-	-	1--1/0	1-5/0	-	-	1-3/0	9-61/1	-	-
Kelly, T WR	5-43/0	DNP	1-9/0	-	1-1/0	-	-	1-17/0	1-0/0	-	-	1-16/0	-	DNP
Reed, J WR	6-28/0	-	-	1-22/0	-	1-3/0	-	1-4/0	1-2/0	-	2-5/0	-	-	DNP
Armstrong, B QB	7-19/0	-	3-13/0	DNP	DNP	DNP	DNP	DNP	-	-	DNP	2-3/0	DNP	2-3/0
Kemp, B WR	2-7/0	DNP	1--1/0	-	-	-	-	-	-	-	-	1-8/0	-	-
Peacock, J FB	1-4/0	-	1-4/0	-	-	-	-	-	-	-	-	-	-	-
Stone, L QB	1-5/0	DNP	DNP	DNP	1-5/0	DNP	DNP	-	DNP	DNP	DNP	DNP	DNP	DNP
TEAM	7-14/0	DNP	2-5/0	DNP	DNP	DNP	DNP	2-3/0	DNP	2-4/0	1-2/0	DNP	-	DNP

VIRGINIA RECEIVING GAME-BY-GAME

RECEIVING	No-Yds/TD	UP	WM	FS	ODU	ND	UM	DU	UL	NC	GT	LIBERTY	VT	CU
Dubois, H WR	65-979/4	4-45/1	3-50/0	7-75/0	2-21/0	9-143/1	7-93/0	4-62/0	7-93/0	6-97/1	-	2-31/0	4-139/0	10-130/1
Jana, T WR	67-760/2	3-29/0	2-35/0	7-85/0	3-25/0	4-23/0	5-47/0	1-13/0	6-75/0	13-146/0	9-108/0	4-56/1	4-56/0	6-62/1
Reed, J WR	70-627/6	7-34/0	4-58/1	8-83/1	4-40/1	9-107/1	5-33/0	5-45/0	8-48/0	6-55/0	5-27/1	4-31/1	5-66/0	DNP
Kemp, B WR	34-287/1	DNP	3-34/0	2-20/0	2-10/0	3-10/0	2-20/0	2-2/0	-	-	4-51/0	4-42/0	3-32/1	9-66/0
Cowley, T TE	25-251/1	2-27/0	1-6/0	3-21/0	1-22/0	3-34/0	2-8/0	1-19/0	1-12/0	3-53/1	2-23/0	1-7/0	3-9/0	2-10/0
Kelly, T WR	14-152/1	DNP	4-1/0	-	2-23/0	-	2-35/0	-	1-4/1	1-21/0	2-46/0	1-13/0	1-9/0	DNP
Chatman, T WR	7-104/1	1-33/0	3-44/1	-	-	2-17/0	-	-	DNP	DNP	DNP	1-10/0	DNP	-
Atkins, L TB	8-61/0	-	1-5/0	3-11/0	1-34/0	-	1-1/0	-	1-1/0	-	-	1-9/0	-	-
Wicks, D WR	3-61/1	-	-	DNP	DNP	DNP	DNP	1-12/0	-	-	-	2-49/1	-	-
Mitchell, H WR	3-51/0	-	2-49/0	-	-	-	-	-	-	-	-	-	-	1-2/0
Snowden, C	1-24/0	-	-	-	-	-	-	-	-	-	-	1-24/0	-	-
Taulapapa, W TB	5-23/0	1-5/0	DNP	-	-	-	-	-	-	1-5/0	2-3/0	DNP	-	1-10/0
Sharp, C RB	4-21/1	2-8/1	2-13/0	DNP	-	-	-	-	-	-	-	-	-	-
Brissett, D WR	2-18/0	DNP	DNP	-	-	-	1-15/0	-	-	-	-	-	-	1-3/0
Misch, G TE	1-6/1	-	-	-	-	-	-	-	-	1-6/1	-	-	-	-

VIRGINIA RETURNS GAME-BY-GAME

PUNT RETURNS	No-Yds	UP	WM	FS	ODU	ND	UM	DU	UL	NC	GT	LIBERTY	VT	CU
Kemp, B	23-137	DNP	4-51	2-0	2-10	2-17	3-18	1-2	2-3	1-8	3-9	-	3-19	-
Davis, C	2-12	1-12	1-0	DNP	DNP	DNP	DNP	-	DNP	DNP	DNP	DNP	DNP	DNP
Taylor, N	1-2	1-2	-	-	-	-	-	-	-	-	-	-	-	-

KICK RETURNS	No-Yds	UP	WM	FS	ODU	ND	UM	DU	UL	NC	GT	LIBERTY	VT	CU
Reed, J	22-764	2-48	1-100	1-35	4-119	2-39	3-112	2-138	3-94	3-58	-	-	1-21	DNP
Milledge, S	8-206	DNP	DNP	DNP	DNP	DNP	DNP	DNP	DNP	DNP	DNP	4-130	-	4-76
Kelly, T	8-179	DNP	1-28	-	-	-	-	-	2-22	-	5-129	-	-	DNP
Cowley, T	2-23	-	2-23	-	-	-	-	-	-	-	-	-	-	-

INT. RETURNS	No-Yds	UP	WM	FS	ODU	ND	UM	DU	UL	NC	GT	LIBERTY	VT	CU
Blount, J	3-66	1-9	-	-	-	-	-	1-20	-	-	1-37	-	-	-
Cross, D	2-87	-	-	-	-	-	-	-	-	-	-	2-87	-	-
Taylor, N	2-0	-	-	-	-	-	-	-	-	-	-	-	2-0	-
Nelson, B	1-17	-	-	-	-	-	-	1-17	-	DNP	DNP	DNP	DNP	DNP
Gahn, M	1-2	1-2	-	-	-	-	-	-	-	-	-	-	-	-
Zandier, Z	1-22	-	-	-	1-22	-	-	-	-	-	-	-	-	-
Grant, N	1-85	-	1-85	-	-	-	-	-	-	-	-	-	-	-

FUMBLE RETURNS	No-Yds	UP	WM	FS	ODU	ND	UM	DU	UL	NC	GT	LIBERTY	VT	CU
----------------	--------	----	----	----	-----	----	----	----	----	----	----	---------	----	----

VIRGINIA FUMBLES GAME-BY-GAME

FUMBLES	No-Lost	UP	WM	FS	ODU	ND	UM	DU	UL	NC	GT	LIBERTY	VT	CU
Perkins, B QB	6-3	-	-	-	-	3-3	1-0	-	-	1-0	-	-	-	1-0
Taulapapa, W TB	3-0	1-0	DNP	-	-	1-0	-	-	-	1-0	-	DNP	-	-
Armstrong, B QB	1-0	-	-	DNP	DNP	DNP	DNP	DNP	-	-	DNP	-	DNP	1-0
Jana, T WR	1-0	-	-	-	-	-	-	-	1-0	-	-	-	-	-
Dubois, H WR	1-0	1-0	-	-	-	-	-	-	-	-	-	-	-	-
Hollins, M TB	1-1	-	-	-	-	1-1	-	DNP	-	-	-	-	-	-
Davis, C WR	1-1	-	1-1	DNP	DNP	DNP	DNP	DNP	DNP	DNP	DNP	DNP	DNP	DNP
Reed, J WR	1-1	-	-	-	-	-	-	1-1	-	-	-	-	-	DNP

FUMBLES FORCED	Number	UP	WM	FS	ODU	ND	UM	DU	UL	NC	GT	LIBERTY	VT	CU
Mack, J	2	-	-	-	-	-	-	1	-	-	-	-	1	-
Alonso, M	1	-	-	-	-	-	-	-	-	-	-	-	1	-
Taylor, N	1	-	-	-	-	-	-	1	-	-	-	-	-	-

FUMBLES RECOVERED	Number	UP	WM	FS	ODU	ND	UM	DU	UL	NC	GT	LIBERTY	VT	CU
Hanback, E	2	-	-	-	-	-	-	1	-	-	-	-	1	-
Alonso, M	2	-	-	-	-	-	-	1	-	-	-	-	1	-
Blount, J	1	-	-	-	-	1	-	-	-	-	-	-	-	-
Snowden, C	1	-	-	-	-	-	-	1	-	-	-	-	-	-

RED-ZONE STATISTICS GAME-BY-GAME

Virginia Inside Opponent Red-Zone

Date	Opponent	Score	Times	Times	Total	Rush		Pass	FGs	Failed to score inside RZ					
			In RZ	Scored	Pts	TDs	TDs	TDs	Made	FGA	Down	Int	Fumb	Half	Game
Aug 31, 2019	at Pitt	W 30-14	5	5	27	3	1	2	2	0	0	0	0	0	0
Sep 06, 2019	WILLIAM & MARY	W 52-17	7	5	31	4	3	1	1	1	0	0	0	1	0
Sep 14, 2019	FLORIDA STATE	W 31-24	5	4	28	4	3	1	0	0	0	1	0	0	0
Sep 21, 2019	OLD DOMINION	W 28-17	3	2	14	2	2	0	0	1	0	0	0	0	0
Sep 28, 2019	at Notre Dame	L 20-35	4	4	20	2	0	2	2	0	0	0	0	0	0
Oct 11, 2019	at Miami (FL)	L 9-17	3	3	9	0	0	0	3	0	0	0	0	0	0
Oct 19, 2019	DUKE	W 48-14	9	7	41	5	5	0	2	0	0	2	0	0	0
Oct 26, 2019	at Louisville	L 21-28	4	3	21	3	2	1	0	0	0	1	0	0	0
Nov 02, 2019	at North Carolina	W 38-31	5	5	31	4	1	3	1	0	0	0	0	0	0
Nov 09, 2019	GEORGIA TECH	W 33-28	6	6	33	4	3	1	2	0	0	0	0	0	0
Nov 23, 2019	LIBERTY	W 55-27	8	8	48	6	4	2	2	0	0	0	0	0	0
Nov 29, 2019	VIRGINIA TECH	W 39-30	2	2	10	1	1	0	1	0	0	0	0	0	0
Dec 07, 2019	vs Clemson	L 17-62	4	3	17	2	0	2	1	0	0	1	0	0	0
Totals			65	57	330	40	25	15	17	2	0	5	0	1	0

57 of 65 (87.7%)

Opponents Inside Virginia Red-Zone

Date	Opponent	Score	Times	Times	Total	Rush		Pass	FGs	Failed to score inside RZ					
			In RZ	Scored	Pts	TDs	TDs	TDs	Made	FGA	Down	Int	Fumb	Half	Game
Aug 31, 2019	at Pitt	W 30-14	2	2	14	2	1	1	0	0	0	0	0	0	0
Sep 06, 2019	WILLIAM & MARY	W 52-17	3	2	10	1	1	0	1	1	0	0	0	0	0
Sep 14, 2019	FLORIDA STATE	W 31-24	4	3	21	3	0	3	0	0	0	0	0	1	0
Sep 21, 2019	OLD DOMINION	W 28-17	2	2	10	1	1	0	1	0	0	0	0	0	0
Sep 28, 2019	at Notre Dame	L 20-35	3	3	21	3	3	0	0	0	0	0	0	0	0
Oct 11, 2019	at Miami (FL)	L 9-17	3	3	17	2	1	1	1	0	0	0	0	0	0
Oct 19, 2019	DUKE	W 48-14	0	0	0	0	0	0	0	0	0	0	0	0	0
Oct 26, 2019	at Louisville	L 21-28	3	2	14	2	2	0	0	1	0	0	0	0	0
Nov 02, 2019	at North Carolina	W 38-31	3	1	3	0	0	0	1	0	2	0	0	0	0
Nov 09, 2019	GEORGIA TECH	W 33-28	3	2	14	2	2	0	0	1	0	0	0	0	0
Nov 23, 2019	LIBERTY	W 55-27	4	4	20	2	1	1	2	0	0	0	0	0	0
Nov 29, 2019	VIRGINIA TECH	W 39-30	4	3	13	1	1	0	2	0	0	0	0	1	0
Dec 07, 2019	vs Clemson	L 17-62	6	6	38	5	2	3	1	0	0	0	0	0	0
Totals			40	33	195	24	15	9	9	3	2	0	0	2	0

33 of 40 (82.5%)

VIRGINIA TACKLES GAME-BY-GAME

Total Tackles	UA-A	Total	UP	WM	FS	ODU	ND	UM	DU	UL	NC	GT	LIBERTY	VT	CU
Zandier, Z LB	42-53	95	6-3	4-5	3-4	0-4	5-3	3-4	4-4	6-1	4-3	1-8	2-2	2-4	2-8
Blount, J S	55-35	90	5-2	5-2	1-4	3-3	9-1	5-3	3-7	4-1	3-0	0-6	3-1	7-1	7-4
Mack, J LB	36-33	69	2-1	3-1	5-8	6-3	2-1	1-2	2-4	3-0	2-3	3-6	2-3	5-1	-
Snowden, C LB	33-34	67	4-1	2-2	2-2	6-9	3-0	2-2	1-3	4-1	4-4	0-6	1-0	2-2	2-2
Cross, D S	32-22	54	2-1	2-3	3-6	0-1	2-3	5-0	1-0	5-0	2-0	3-4	-	4-3	3-1
Taylor, N LB	32-20	52	1-0	1-3	3-2	2-1	4-0	3-3	1-4	4-0	4-3	1-0	4-1	4-2	0-1
Grant, N CB	31-17	48	3-2	1-3	1-0	1-2	6-2	1-1	1-3	1-0	3-0	5-2	1-0	3-0	4-2
Moore, C DB	13-22	35	DNP	1-1	DNP	-	DNP	1-2	4-8	3-1	3-0	1-3	DNP	DNP	0-7
Gahm, M LB	15-20	35	1-2	-	1-2	4-6	1-1	-	2-3	1-0	0-2	0-2	-	4-1	1-1
Hanback, E DT	15-18	33	0-2	-	0-1	1-1	3-0	-	0-3	6-0	0-3	1-3	1-1	3-2	0-2
Faumui, A DL	12-17	29	1-1	0-2	2-1	2-2	1-0	-	-	-	0-3	0-1	3-2	3-4	0-1
Smith, H DB	20-8	28	DNP	1-0	-	-	-	DNP	DNP	DNP	DNP	1-0	6-2	5-3	7-3
Jackson, N LB	9-15	24	-	1-1	-	-	-	-	1-2	1-3	3-0	-	0-2	1-0	2-7
Alonso, M DL	8-13	21	-	-	0-1	1-2	-	2-0	0-1	0-1	2-2	0-1	1-0	1-3	1-2
Burney, R DE	6-14	20	1-1	-	0-2	1-3	1-0	1-1	1-1	0-1	1-1	0-1	-	-	0-3
Hall, B CB	13-7	20	4-2	0-1	2-3	2-1	4-0	1-0	DNP	DNP	DNP	DNP	DNP	DNP	DNP
Briggs, J DT	5-14	19	-	2-4	0-2	-	0-1	0-2	-	1-3	2-2	-	-	DNP	-
Nelson, B SS	12-7	19	5-2	0-1	2-1	2-0	-	1-2	0-1	DNP	DNP	DNP	DNP	DNP	DNP
Snyder, R LB	3-10	13	1-2	0-1	1-1	1-6	DNP	DNP	DNP	DNP	DNP	DNP	DNP	DNP	DNP
Brown, E LB	1-7	8	-	0-2	-	DNP	DNP	-	1-5	-	DNP	DNP	-	DNP	DNP
Atkins, L	2-2	4	-	0-1	-	-	-	-	-	1-0	-	0-1	-	1-0	-
Clary, A DB	2-2	4	DNP	DNP	DNP	-	-	-	2-2	-	DNP	DNP	DNP	DNP	DNP
Pratt, D	2-1	3	DNP	DNP	DNP	DNP	DNP	DNP	-	-	-	0-1	2-0	-	-
Smiley III, B DL	1-2	3	DNP	1-0	DNP	DNP	DNP	DNP	0-2	DNP	DNP	DNP	DNP	DNP	DNP
Mitchell, H	2-1	3	-	-	-	0-1	1-0	-	-	-	1-0	-	-	-	-
Wicks, D	2-1	3	-	-	DNP	DNP	DNP	DNP	1-0	-	-	-	1-0	0-1	-
Dixon, T DB	2-1	3	DNP	-	-	-	DNP	DNP	DNP	DNP	-	0-1	1-0	-	1-0
Griffin, N	2-0	2	-	-	-	-	-	-	-	-	1-0	-	-	1-0	-
Ahern, J LB	0-2	2	DNP	DNP	DNP	DNP	DNP	DNP	0-2	DNP	-	DNP	DNP	-	DNP
Perkins, B	2-0	2	-	-	-	-	1-0	-	-	-	-	-	-	-	1-0
White, J DB	0-2	2	-	-	DNP	DNP	DNP	DNP	-	-	-	-	0-2	DNP	-
Hollins, M	2-0	2	-	-	-	-	-	1-0	1-0	DNP	-	-	-	-	-
Harrison, T.C. LB	1-1	2	DNP	DNP	-	DNP	DNP	DNP	DNP	0-1	-	DNP	1-0	DNP	-
Misch, G	1-1	2	-	-	-	-	-	-	0-1	1-0	-	-	-	-	-
Milledge, S	0-1	1	DNP	DNP	DNP	DNP	DNP	DNP	DNP	DNP	DNP	DNP	-	0-1	-
Swoboda, R	0-1	1	-	-	-	-	-	-	DNP	DNP	DNP	DNP	-	0-1	-
Haskins, B	0-1	1	-	0-1	-	-	-	-	-	-	-	-	-	-	-
Glaser, C	0-1	1	-	-	-	-	-	-	-	-	-	-	-	0-1	-
Satiu, J LB	0-1	1	DNP	-	-	-	-	-	-	0-1	-	-	-	-	-
Jones, P	0-1	1	-	-	-	0-1	-	-	-	DNP	DNP	DNP	DNP	-	-
Kier, PK	1-0	1	-	-	-	-	-	-	1-0	-	-	-	-	-	-
Taulapapa, W	1-0	1	-	DNP	-	-	-	-	1-0	-	-	-	DNP	-	-
Baker, J CB	1-0	1	DNP	DNP	DNP	DNP	DNP	-	-	-	1-0	-	DNP	DNP	DNP
Cowley, T	1-0	1	-	-	-	-	-	-	-	-	-	-	-	1-0	-
Dubois, H	1-0	1	-	-	-	-	1-0	-	-	-	-	-	-	-	-
Reed, J	1-0	1	-	-	1-0	-	-	-	-	-	-	-	-	-	DNP

VIRGINIA TACKLES FOR LOSS GAME-BY-GAME

TACKLES FOR LOSS	UA-A	Total	UP	WM	FS	ODU	ND	UM	DU	UL	NC	GT	LIBERTY	VT	CU
Taylor, N LB	10-3	11.5	-	1.0-10	1.0-5	1.0-2	1.0-15	2.5-7	1.0-2	1.0-1	0.5-2	1.0-6	-	1.0-7	0.5-4
Zandier, Z LB	8-7	11.5	0.5-1	2.0-10	2.5-8	-	1.0-5	1.0-1	-	3.0-12	-	-	-	0.5-1	1.0-1
Snowden, C LB	7-6	10.0	1.5-4	1.0-2	-	3.5-23	-	1.5-3	0.5-1	1.0-3	-	-	-	1.0-11	-
Hanback, E DT	6-5	8.5	1.0-5	-	-	0.5-0	1.0-7	-	-	3.0-14	0.5-3	1.0-3	0.5-3	1.0-1	-
Mack, J LB	7-3	8.5	0.5-6	2.5-10	2.0-11	1.0-7	1.0-6	-	1.0-10	-	-	-	0.5-4	-	-
Faumui, A DL	5-6	8.0	0.5-1	1.0-3	1.0-3	0.5-3	-	-	-	-	-	-	2.5-14	2.5-12	-
Blount, J S	6-1	6.5	2.0-12	-	-	-	1.0-2	0.5-1	-	1.0-4	-	-	1.0-2	-	1.0-7
Alonso, M DL	5-1	5.5	-	-	-	-	-	1.0-8	-	-	2.0-3	-	1.0-1	1.0-7	0.5-2
Gahm, M LB	5-1	5.5	-	-	1.0-1	1.5-2	-	-	2.0-6	-	-	-	-	1.0-9	-
Cross, D S	4-0	4.0	-	1.0-1	-	-	-	1.0-3	-	-	-	-	-	-	2.0-15
Hall, B CB	3-0	3.0	1.0-5	-	1.0-1	1.0-2	-	-	DNP	DNP	DNP	DNP	DNP	DNP	DNP
Briggs, J DT	2-2	3.0	-	1.5-5	-	-	-	0.5-1	-	-	1.0-12	-	-	DNP	-
Burney, R DE	2-1	2.5	-	-	0.5-1	1.0-8	-	1.0-3	-	-	-	-	-	-	-
Grant, N CB	0-3	1.5	-	1.0-6	-	-	-	-	0.5-0	-	-	-	-	-	-
Moore, C DB	0-2	1.0	DNP	-	DNP	-	DNP	-	-	-	-	-	DNP	DNP	1.0-8
Jackson, N LB	0-2	1.0	-	-	-	-	-	-	-	-	-	-	0.5-3	-	0.5-2
Nelson, B SS	1-0	1.0	-	-	-	1.0-3	-	-	-	-	DNP	DNP	DNP	DNP	DNP
Smith, H DB	0-1	0.5	DNP	-	-	-	-	DNP	DNP	DNP	DNP	-	-	-	0.5-3
Snyder, R LB	0-1	0.5	-	0.5-1	-	-	DNP	DNP	DNP	DNP	DNP	DNP	DNP	DNP	DNP
Brown, E LB	0-1	0.5	-	0.5-5	-	DNP	DNP	-	-	-	DNP	DNP	-	DNP	DNP

VIRGINIA SACKS GAME-BY-GAME

SACKS	UA-A	Total	UP	WM	FS	ODU	ND	UM	DU	UL	NC	GT	LIBERTY	VT	CU
Mack, J LB	6-3	7.5	0.5-6	2.5-10	1.0-5	1.0-7	1.0-6	-	1.0-10	-	-	-	0.5-4	-	-
Taylor, N LB	6-2	7.0	-	1.0-10	1.0-5	1.0-2	1.0-15	1.0-4	-	-	0.5-2	-	-	1.0-7	0.5-4
Zandier, Z LB	4-2	5.0	-	1.0-7	1.0-4	-	1.0-5	0.5-0	-	1.0-7	-	-	-	0.5-1	-
Hanback, E DT	3-3	4.5	0.5-5	-	-	-	1.0-7	-	-	2.0-13	0.5-3	-	0.5-3	-	-
Faumui, A DL	2-4	4.0	-	0.5-3	-	0.5-3	-	-	-	-	-	-	1.5-13	1.5-10	-
Snowden, C LB	3-2	4.0	-	1.0-2	-	2.0-13	-	-	-	-	-	-	-	1.0-11	-
Blount, J S	3-1	3.5	2.0-12	-	-	-	-	0.5-1	-	1.0-4	-	-	-	-	-
Alonso, M DL	2-0	2.0	-	-	-	-	-	1.0-8	-	-	-	-	-	1.0-7	-
Gahm, M LB	1-1	1.5	-	-	-	0.5-1	-	-	-	-	-	-	-	1.0-9	-
Briggs, J DT	1-0	1.0	-	-	-	-	-	-	-	-	1.0-12	-	-	DNP	-
Cross, D S	1-0	1.0	-	-	-	-	-	-	-	-	-	-	-	-	1.0-8
Burney, R DE	1-0	1.0	-	-	-	1.0-8	-	-	-	-	-	-	-	-	-
Hall, B CB	1-0	1.0	1.0-5	-	-	-	-	-	DNP	DNP	DNP	DNP	DNP	DNP	DNP
Grant, N CB	0-1	0.5	-	0.5-4	-	-	-	-	-	-	-	-	-	-	-
Jackson, N LB	0-1	0.5	-	-	-	-	-	-	-	-	-	-	0.5-3	-	-
Brown, E LB	0-1	0.5	-	0.5-5	-	DNP	DNP	-	-	-	DNP	DNP	-	DNP	DNP

VIRGINIA MISCELLANEOUS TACKLES LEADERS

ALL TACKLES

Player	Total	Rush	Pass	Sack	KO	Punt	Int	Fumb	FF	Other
Zane Zandier	95	76	13	6	0	0	0	0	0	0
Joey Blount	90	55	30	4	1	0	0	0	0	0
Jordan Mack	69	45	12	9	2	0	0	0	1	0
Charles Snowden	67	49	13	5	0	0	0	0	0	0
De'Vante Cross	54	34	19	1	0	0	0	0	0	0
Noah Taylor	52	31	12	8	0	0	0	0	1	0
Nick Grant	48	16	30	1	0	1	0	0	0	0
Matt Gahm	35	28	5	2	0	0	0	0	0	0
Chris Moore	35	25	9	1	0	0	0	0	0	0
Eli Hanback	33	26	1	6	0	0	0	0	0	0
Aaron Faumui	29	22	1	6	0	0	0	0	0	0
Heskin Smith	28	16	12	0	0	0	0	0	0	0
Nick Jackson	24	16	7	1	0	0	0	0	0	0
Mandy Alonso	21	18	1	2	0	0	0	0	0	0
Bryce Hall	20	7	12	1	0	0	0	0	0	0
Richard Burney	20	18	1	1	0	0	0	0	0	0
Brenton Nelson	19	9	10	0	0	0	0	0	0	0
Jowon Briggs	19	18	0	1	0	0	0	0	0	0
Robert Snyder	13	11	2	0	0	0	0	0	0	0
Elliott Brown	8	6	1	1	0	0	0	0	0	0
Antonio Clary	4	4	0	0	0	0	0	0	0	0
Lamont Atkins	4	0	0	0	2	1	1	0	0	0
Dontayvion Wicks	3	0	0	0	1	1	1	0	0	0
Hayden Mitchell	3	0	0	0	3	0	0	0	0	0
Tenyeh Dixon	3	1	1	0	1	0	0	0	0	0
Darnell Pratt	3	0	0	0	3	0	0	0	0	0
Ben Smiley III	3	3	0	0	0	0	0	0	0	0
Bryce Perkins	2	0	0	0	0	0	1	1	0	0
Mike Hollins	2	0	0	0	2	0	0	0	0	0
Nash Griffin	2	0	0	0	0	2	0	0	0	0
Grant Misch	2	1	0	0	1	0	0	0	0	0
Joseph White	2	1	1	0	0	0	0	0	0	0
T.C. Harrison	2	0	1	0	1	0	0	0	0	0
Josh Ahern	2	2	0	0	0	0	0	0	0	0
Seneca Milledge	1	0	0	0	0	1	0	0	0	0
Tanner Cowley	1	0	0	0	0	1	0	0	0	0
Chris Glaser	1	0	0	0	0	0	1	0	0	0
Ryan Swoboda	1	0	0	0	0	0	1	0	0	0
Jaylon Baker	1	1	0	0	0	0	0	0	0	0
Jairus Satiu	1	0	0	0	1	0	0	0	0	0
Wayne Taulapapa	1	0	0	0	1	0	0	0	0	0
PK Kier	1	0	0	0	0	1	0	0	0	0
Hasise Dubois	1	0	0	0	0	0	1	0	0	0
Perris Jones	1	0	0	0	1	0	0	0	0	0
Bobby Haskins	1	0	0	0	0	0	1	0	0	0
Joe Reed	1	0	0	0	0	0	1	0	0	0
TOTALS	828	539	194	56	20	8	8	1	2	0

RUSHING TACKLES

Player	No.
Zane Zandier	76
Joey Blount	55
Charles Snowden	49
Jordan Mack	45
De'Vante Cross	34
Noah Taylor	31
Matt Gahm	28
Eli Hanback	26
Chris Moore	25
Aaron Faumui	22
Jowon Briggs	18
Mandy Alonso	18
Richard Burney	18
Heskin Smith	16
Nick Jackson	16
Nick Grant	16
Robert Snyder	11
Brenton Nelson	9
Bryce Hall	7
Elliott Brown	6
Antonio Clary	4
Ben Smiley III	3
Josh Ahern	2
Jaylon Baker	1
Tenyeh Dixon	1
Joseph White	1
Grant Misch	1
TOTALS	539

PASSING TACKLES

Player	No.
Nick Grant	30
Joey Blount	30
De'Vante Cross	19
Zane Zandier	13
Charles Snowden	13
Bryce Hall	12
Noah Taylor	12
Jordan Mack	12
Heskin Smith	12
Brenton Nelson	10
Chris Moore	9
Nick Jackson	7
Matt Gahm	5
Robert Snyder	2
Elliott Brown	1
Joseph White	1
Tenyeh Dixon	1
Eli Hanback	1
Mandy Alonso	1
Richard Burney	1
T.C. Harrison	1
Aaron Faumui	1
TOTALS	194

SPECIAL TEAMS TACKLES

Player	Total	KO	Punt
Darnell Pratt	3	3	0
Hayden Mitchell	3	3	0
Lamont Atkins	3	2	1
Mike Hollins	2	2	0
Dontayvion Wicks	2	1	1
Jordan Mack	2	2	0
Nash Griffin	2	0	2
Tanner Cowley	1	0	1
Seneca Milledge	1	0	1
Tenyeh Dixon	1	1	0
T.C. Harrison	1	1	0
Jairus Satiu	1	1	0
Wayne Taulapapa	1	1	0
PK Kier	1	0	1
Perris Jones	1	1	0
Grant Misch	1	1	0
Joey Blount	1	1	0
Nick Grant	1	0	1
TOTALS	28	20	8

KICKOFF RETURN TACKLES

Player	No.
Hayden Mitchell	3
Darnell Pratt	3
Mike Hollins	2
Jordan Mack	2
Lamont Atkins	2
Perris Jones	1
Grant Misch	1
Wayne Taulapapa	1
Jairus Satiu	1
Joey Blount	1
T.C. Harrison	1
Tenyeh Dixon	1
Dontayvion Wicks	1
TOTALS	20

PUNT RETURN TACKLES

Player	No.
Nash Griffin	2
Tanner Cowley	1
Seneca Milledge	1
PK Kier	1
Nick Grant	1
Lamont Atkins	1
Dontayvion Wicks	1
TOTALS	8

VIRGINIA INDIVIDUAL AND TEAM GAME HIGHS

Rushes	24	Bryce Perkins at North Carolina (Nov 02, 2019)
Yards Rushing	164	Bryce Perkins vs Virginia Tech (Nov 29, 2019)
TD Rushes	3	Wayne Taulapapa vs Florida State (Sep 14, 2019)
	3	Bryce Perkins vs Duke (Oct 19, 2019)
Long Rush	67	Bryce Perkins vs Virginia Tech (Nov 29, 2019)
Pass attempts	43	Bryce Perkins at Notre Dame (Sep 28, 2019)
	43	Bryce Perkins vs Clemson (Dec 07, 2019)
Pass completions	30	Bryce Perkins vs Florida State (Sep 14, 2019)
	30	Bryce Perkins at Notre Dame (Sep 28, 2019)
	30	Bryce Perkins at North Carolina (Nov 02, 2019)
Yards Passing	378	Bryce Perkins at North Carolina (Nov 02, 2019)
TD Passes	3	Bryce Perkins at North Carolina (Nov 02, 2019)
Long Pass	67	Bryce Perkins vs Virginia Tech (Nov 29, 2019)
Receptions	13	Terrell Jana at North Carolina (Nov 02, 2019)
Yards Receiving	146	Terrell Jana at North Carolina (Nov 02, 2019)
TD Receptions	1	Hasise Dubois at Pitt (Aug 31, 2019)
	1	Chris Sharp at Pitt (Aug 31, 2019)
	1	Joe Reed vs William & Mary (Sep 06, 2019)
	1	Terrell Chatman vs William & Mary (Sep 06, 2019)
	1	Joe Reed vs Florida State (Sep 14, 2019)
	1	Joe Reed vs Old Dominion (Sep 21, 2019)
	1	Hasise Dubois at Notre Dame (Sep 28, 2019)
	1	Joe Reed at Notre Dame (Sep 28, 2019)
	1	Tavares Kelly Jr. at Louisville (Oct 26, 2019)
	1	Hasise Dubois at North Carolina (Nov 02, 2019)
	1	Tanner Cowley at North Carolina (Nov 02, 2019)
	1	Grant Misch at North Carolina (Nov 02, 2019)
	1	Joe Reed vs Georgia Tech (Nov 09, 2019)
	1	Joe Reed vs Liberty (Nov 23, 2019)
	1	Terrell Jana vs Liberty (Nov 23, 2019)
	1	Dontayvion Wicks vs Liberty (Nov 23, 2019)
	1	Billy Kemp IV vs Virginia Tech (Nov 29, 2019)
	1	Hasise Dubois vs Clemson (Dec 07, 2019)
	1	Terrell Jana vs Clemson (Dec 07, 2019)
Long Reception	67	Hasise Dubois vs Virginia Tech (Nov 29, 2019)
Field Goals	3	Brian Delaney at Pitt (Aug 31, 2019)
	3	Brian Delaney at Miami (FL) (Oct 11, 2019)
Long Field Goal	49	Brian Delaney vs Florida State (Sep 14, 2019)
Punts	7	Nash Griffin at Louisville (Oct 26, 2019)
Punting Avg	45.5	Nash Griffin at Pitt (Aug 31, 2019)
Long Punt	78	Nash Griffin at Louisville (Oct 26, 2019)
Punts inside 20	4	Nash Griffin at Louisville (Oct 26, 2019)
Long Punt Return	22	Billy Kemp IV vs William & Mary (Sep 06, 2019)
Long Kickoff Return	100	Joe Reed vs William & Mary (Sep 06, 2019)
Tackles	15	Charles Snowden vs Old Dominion (Sep 21, 2019)
Sacks	2.5	Jordan Mack vs William & Mary (Sep 06, 2019)
Tackles For Loss	3.5	Charles Snowden vs Old Dominion (Sep 21, 2019)
Interceptions	2	De'Vante Cross vs Liberty (Nov 23, 2019)
	2	Noah Taylor vs Virginia Tech (Nov 29, 2019)

Rushes	44	vs Liberty (Nov 23, 2019)
Yards Rushing	227	vs Liberty (Nov 23, 2019)
Yards Per Rush	7.2	vs Virginia Tech (Nov 29, 2019)
TD Rushes	5	vs Duke (Oct 19, 2019)
Pass attempts	48	vs Clemson (Dec 07, 2019)
Pass completions	31	at North Carolina (Nov 02, 2019)
Yards Passing	383	at North Carolina (Nov 02, 2019)
Yards Per Pass	9.6	at North Carolina (Nov 02, 2019)
TD Passes	3	at North Carolina (Nov 02, 2019)
	3	vs Liberty (Nov 23, 2019)
Total Plays	78	vs Liberty (Nov 23, 2019)
Total Offense	517	at North Carolina (Nov 02, 2019)
Yards Per Play	8.5	vs Virginia Tech (Nov 29, 2019)
Points	55	vs Liberty (Nov 23, 2019)
Sacks By	7	vs William & Mary (Sep 06, 2019)
First Downs	28	at North Carolina (Nov 02, 2019)
Penalties	9	vs Florida State (Sep 14, 2019)
Penalty Yards	97	vs Florida State (Sep 14, 2019)
Turnovers	5	at Notre Dame (Sep 28, 2019)
Interceptions By	2	at Pitt (Aug 31, 2019)
	2	vs Duke (Oct 19, 2019)
	2	vs Liberty (Nov 23, 2019)
	2	vs Virginia Tech (Nov 29, 2019)
Punts	7	at Louisville (Oct 26, 2019)
Punting Avg	45.5	at Pitt (Aug 31, 2019)
Long Punt	78	at Louisville (Oct 26, 2019)
Punts inside 20	4	at Louisville (Oct 26, 2019)
Long Punt Return	22	vs William & Mary (Sep 06, 2019)

OPPONENT INDIVIDUAL AND TEAM GAME HIGHS

Rushes	28	Hawkins, J., at Louisville (Oct 26, 2019)
Yards Rushing	136	Hawkins, J., at Louisville (Oct 26, 2019)
TD Rushes	3	Jones, T., at Notre Dame (Sep 28, 2019)
Long Rush	48	Cunningham, M., at Louisville (Oct 26, 2019)
Pass attempts	41	Pickett, K. at Pitt (Aug 31, 2019)
Pass completions	22	Blackman, J. vs Florida State (Sep 14, 2019)
Yards Passing	353	Howell, S. at North Carolina (Nov 02, 2019)
TD Passes	4	Howell, S. at North Carolina (Nov 02, 2019)
	4	LAWRENCE, vs Clemson (Dec 07, 2019)
Long Pass	77	Cunningham, M., at Louisville (Oct 26, 2019)
Receptions	9	HIGGINS, vs Clemson (Dec 07, 2019)
Yards Receiving	202	Brown, D. at North Carolina (Nov 02, 2019)
TD Receptions	3	Brown, D. at North Carolina (Nov 02, 2019)
	3	HIGGINS, vs Clemson (Dec 07, 2019)
Long Reception	77	Atwell, T., at Louisville (Oct 26, 2019)
Field Goals	3	Johnson, B. vs Virginia Tech (Nov 29, 2019)
Long Field Goal	53	Aguayo, R. vs Florida State (Sep 14, 2019)
Punts	6	Martin, T. vs Florida State (Sep 14, 2019)
	6	Cate, Bailey, vs Old Dominion (Sep 21, 2019)
	6	Bramblett, J., at Notre Dame (Sep 28, 2019)
	6	Hedley, L., at Miami (FL) (Oct 11, 2019)
Punting Avg	45.8	Hedley, L., at Miami (FL) (Oct 11, 2019)
Long Punt	59	Martin, T. vs Florida State (Sep 14, 2019)
Punts inside 20	3	Martin, T. vs Florida State (Sep 14, 2019)
Long Punt Return	35	Robinson, T. vs Virginia Tech (Nov 29, 2019)
Long Kickoff Return	52	Louis, S., vs Liberty (Nov 23, 2019)
Tackles	15	Surratt, C. at North Carolina (Nov 02, 2019)
Sacks	3.0	Okwara, J., at Notre Dame (Sep 28, 2019)
Tackles For Loss	3.5	White, Keion, vs Old Dominion (Sep 21, 2019)
Interceptions	1	Miles Hayes, vs William & Mary (Sep 06, 2019)
	1	Corey Parker, vs William & Mary (Sep 06, 2019)
	1	Arman Jones, vs William & Mary (Sep 06, 2019)
	1	Taylor, L. vs Florida State (Sep 14, 2019)
	1	Samuel, A. vs Florida State (Sep 14, 2019)
	1	Gilman, A., at Notre Dame (Sep 28, 2019)
	1	Hamilton, K., at Notre Dame (Sep 28, 2019)
	1	Alexander, J., vs Duke (Oct 19, 2019)
	1	Johnson, L., vs Duke (Oct 19, 2019)
	1	Jones, C., at Louisville (Oct 26, 2019)
	1	Conner, C. vs Virginia Tech (Nov 29, 2019)
	1	SIMMONS, vs Clemson (Dec 07, 2019)
	1	N. TURNER, vs Clemson (Dec 07, 2019)
	1	MAGUIRE, vs Clemson (Dec 07, 2019)

Rushes	45	at Louisville (Oct 26, 2019)
	45	vs Virginia Tech (Nov 29, 2019)
Yards Rushing	227	at Louisville (Oct 26, 2019)
Yards Per Rush	5.6	vs Clemson (Dec 07, 2019)
TD Rushes	4	at Notre Dame (Sep 28, 2019)
	4	vs Clemson (Dec 07, 2019)
Pass attempts	47	vs Liberty (Nov 23, 2019)
Pass completions	22	vs Florida State (Sep 14, 2019)
Yards Passing	408	vs Clemson (Dec 07, 2019)
Yards Per Pass	14.1	vs Clemson (Dec 07, 2019)
TD Passes	4	at North Carolina (Nov 02, 2019)
	4	vs Clemson (Dec 07, 2019)
Total Plays	75	vs Virginia Tech (Nov 29, 2019)
Total Offense	619	vs Clemson (Dec 07, 2019)
Yards Per Play	9.2	vs Clemson (Dec 07, 2019)
Points	62	vs Clemson (Dec 07, 2019)
Sacks By	8	at Notre Dame (Sep 28, 2019)
First Downs	28	vs Clemson (Dec 07, 2019)
Penalties	10	vs Florida State (Sep 14, 2019)
Penalty Yards	83	vs Florida State (Sep 14, 2019)
Turnovers	5	vs Duke (Oct 19, 2019)
Interceptions By	3	vs William & Mary (Sep 06, 2019)
	3	vs Clemson (Dec 07, 2019)
Punts	7	vs William & Mary (Sep 06, 2019)
Punting Avg	45.8	at Miami (FL) (Oct 11, 2019)
Long Punt	59	vs Florida State (Sep 14, 2019)
Punts inside 20	3	vs Florida State (Sep 14, 2019)
Long Punt Return	35	vs Virginia Tech (Nov 29, 2019)

VIRGINIA MONEY PLAYS

Money plays are defined as plays resulting in first down or a touchdown

MONEY RUSHERS	1st	TD	No.	Att
Bryce Perkins	50	11	57	175
Wayne Taulapapa	21	12	30	111
PK Kier	7	1	8	32
Mike Hollins	4	3	7	21
Lamont Atkins	2	1	3	15
Tavares Kelly Jr.	2	0	2	5
Brennan Armstrong	2	0	2	7
Joe Reed	1	0	1	6
TOTALS	89	28	110	383

MONEY RECEPTIONS	1st	TD	No.	Rec
Hasise Dubois	43	4	43	65
Terrell Jana	39	2	41	67
Joe Reed	30	6	32	70
Billy Kemp IV	15	1	15	34
Tanner Cowley	12	1	13	25
Tavares Kelly Jr.	7	1	8	14
Terrell Chatman	4	1	4	7
Lamont Atkins	3	0	3	8
Chris Sharp	1	1	2	4
Hayden Mitchell	2	0	2	3
Dontayvion Wicks	2	1	2	3
Charles Snowden	1	0	1	1
Dejon Brissett	1	0	1	2
Wayne Taulapapa	1	0	1	5
Grant Misch	0	1	1	1
TOTALS	161	19	169	309

1ST DOWN MONEY RUSHERS	1st	TD	No.	Att
Bryce Perkins	12	3	14	71
Wayne Taulapapa	6	6	11	60
Mike Hollins	2	2	4	13
PK Kier	1	1	2	19
Tavares Kelly Jr.	2	0	2	2
Lamont Atkins	0	1	1	12
Brennan Armstrong	1	0	1	3
Joe Reed	1	0	1	4
TOTALS	25	13	36	189

1ST DOWN MONEY RECEPTIONS	1st	TD	No.	Rec
Hasise Dubois	17	1	17	28
Terrell Jana	14	1	15	33
Joe Reed	12	2	12	34
Billy Kemp IV	6	0	6	13
Tanner Cowley	4	1	5	10
Tavares Kelly Jr.	2	0	2	4
Hayden Mitchell	2	0	2	2
Terrell Chatman	1	1	1	2
Grant Misch	0	1	1	1
TOTALS	58	7	61	132

2ND DOWN MONEY RUSHERS	1st	TD	No.	Att
Bryce Perkins	16	2	17	67
Wayne Taulapapa	10	4	13	33
PK Kier	4	0	4	10
Lamont Atkins	2	0	2	3
Mike Hollins	1	1	2	6
TOTALS	33	7	38	131

2ND DOWN MONEY RECEPTIONS	1st	TD	No.	Rec
Joe Reed	11	3	12	24
Terrell Jana	12	0	12	18
Hasise Dubois	10	0	10	20
Tavares Kelly Jr.	4	1	5	8
Tanner Cowley	4	0	4	9
Billy Kemp IV	2	0	2	11
Lamont Atkins	1	0	1	5
Terrell Chatman	1	0	1	2
Dejon Brissett	1	0	1	1
Dontayvion Wicks	1	0	1	2
TOTALS	47	4	49	103

3RD DOWN MONEY RUSHERS	1st	TD	No.	Att
Bryce Perkins	19	5	23	34
Wayne Taulapapa	4	2	5	16
PK Kier	2	0	2	3
Mike Hollins	1	0	1	2
Brennan Armstrong	1	0	1	2
TOTALS	27	7	32	58

3RD DOWN MONEY RECEPTIONS	1st	TD	No.	Rec
Hasise Dubois	16	3	16	17
Terrell Jana	11	1	12	14
Joe Reed	7	1	8	12
Billy Kemp IV	7	1	7	10
Tanner Cowley	3	0	3	5
Terrell Chatman	2	0	2	3
Lamont Atkins	2	0	2	2
Chris Sharp	1	1	2	2
Dontayvion Wicks	1	1	1	1
Wayne Taulapapa	1	0	1	1
Tavares Kelly Jr.	1	0	1	2
TOTALS	52	8	55	69

4TH DOWN MONEY RUSHERS	1st	TD	No.	Att
Bryce Perkins	3	1	3	3
Wayne Taulapapa	1	0	1	2
TOTALS	4	1	4	5

4TH DOWN MONEY RECEPTIONS	1st	TD	No.	Rec
Terrell Jana	2	0	2	2
Tanner Cowley	1	0	1	1
Charles Snowden	1	0	1	1
TOTALS	4	0	4	5

LONG PLAYS OF 20+ YARDS

20-YARD PLUS PLAYS

Yds	Type	Player(s)	Opponent
100*	KR	Joe Reed	William & Mary
95*	KR	Joe Reed	Duke
85*	INT	Nick Grant	William & Mary
72	KR	Joe Reed	Miami (FL)
67	Pass	Hasise Dubois from Bryce Perkins	Virginia Tech
67*	Rush	Bryce Perkins	Virginia Tech
65*	Rush	Bryce Perkins	North Carolina
57	KR	Joe Reed	Old Dominion
52	INT	De'Vante Cross	Liberty
49	Pass	Hasise Dubois from Bryce Perkins	Miami (FL)
46	Pass	Hasise Dubois from Bryce Perkins	Clemson
44*	Pass	Dontayvion Wicks from Brennan Armstrong	Liberty
43	Pass	Joe Reed from Bryce Perkins	Notre Dame
43	KR	Joe Reed	Duke
43	Rush	Bryce Perkins	Georgia Tech
42	Pass	Joe Reed from Bryce Perkins	Virginia Tech
41	KR	Seneca Milledge	Liberty
40	KR	Tavares Kelly Jr.	Georgia Tech
40	Pass	Hasise Dubois from Bryce Perkins	North Carolina
40*	Pass	Joe Reed from Bryce Perkins	William & Mary
39	KR	Joe Reed	Louisville
39	Pass	Hasise Dubois from Bryce Perkins	Notre Dame
39	Pass	Hasise Dubois from Bryce Perkins	Louisville
39	Pass	Tanner Cowley from Bryce Perkins	North Carolina
39*	Rush	Bryce Perkins	Virginia Tech
38	Rush	PK Kier	Liberty
38	KR	Tavares Kelly Jr.	Georgia Tech
37	KR	Seneca Milledge	Liberty
37	Rush	Mike Hollins	William & Mary
37	INT	Joey Blount	Georgia Tech
37	KR	Seneca Milledge	Liberty
37	Pass	Terrell Jana from Bryce Perkins	Virginia Tech
35	Pass	Hasise Dubois from Bryce Perkins	Florida State
35	INT	De'Vante Cross	Liberty
35	KR	Joe Reed	Florida State
35	Pass	Tavares Kelly Jr. from Bryce Perkins	Georgia Tech
34	Pass	Lamont Atkins from Bryce Perkins	Old Dominion
34	Pass	Terrell Jana from Bryce Perkins	North Carolina
34	Pass	Hasise Dubois from Bryce Perkins	Clemson
33	Rush	Lamont Atkins	Liberty
33	Pass	Terrell Chatman from Bryce Perkins	Pitt
32	Pass	Hasise Dubois from Bryce Perkins	Virginia Tech
31	Rush	Wayne Taulapapa	Duke
30	Pass	Hasise Dubois from Bryce Perkins	Virginia Tech
30	KR	Joe Reed	Pitt
28	KR	Seneca Milledge	Clemson
28	KR	Tavares Kelly Jr.	William & Mary
28	Pass	Hayden Mitchell from Brennan Armstrong	William & Mary
28	Pass	Terrell Jana from Bryce Perkins	Florida State
28	KR	Joe Reed	Louisville
28	KR	Joe Reed	Old Dominion
27	Rush	Bryce Perkins	Pitt
27	KR	Joe Reed	Louisville
27	Pass	Hasise Dubois from Bryce Perkins	Pitt
26	KR	Tavares Kelly Jr.	Georgia Tech
25*	Pass	Joe Reed from Bryce Perkins	Old Dominion
25	Pass	Terrell Jana from Bryce Perkins	Georgia Tech
25*	Pass	Billy Kemp IV from Bryce Perkins	Virginia Tech
25	KR	Joe Reed	Notre Dame
25	Pass	Terrell Jana from Bryce Perkins	Liberty
24	Pass	Terrell Jana from Bryce Perkins	Georgia Tech
24	Pass	Charles Snowden from Brennan Armstrong	Liberty
24	Pass	Terrell Jana from Bryce Perkins	Louisville
23	Pass	Tavares Kelly Jr. from Bryce Perkins	Miami (FL)
23	KR	Joe Reed	Old Dominion
23	KR	Joe Reed	North Carolina
23	Pass	Hasise Dubois from Bryce Perkins	Duke
23	Pass	Terrell Jana from Bryce Perkins	William & Mary
22	Pass	Billy Kemp IV from Bryce Perkins	Liberty
22	Rush	Bryce Perkins	Louisville
22	KR	Tavares Kelly Jr.	Louisville
22	KR	Seneca Milledge	Clemson
22	Rush	Joe Reed	Florida State
22	Pass	Tanner Cowley from Bryce Perkins	Old Dominion
22	PR	Billy Kemp IV	William & Mary
22	Pass	Hasise Dubois from Bryce Perkins	Duke
22*	INT	Zane Zandier	Old Dominion
21	Pass	Tanner Cowley from Bryce Perkins	Notre Dame
21	Pass	Hayden Mitchell from Brennan Armstrong	William & Mary
21	Pass	Hasise Dubois from Bryce Perkins	Liberty
21	Pass	Tavares Kelly Jr. from Bryce Perkins	North Carolina
21	KR	Joe Reed	Virginia Tech
21	KR	Joe Reed	Miami (FL)
20*	Pass	Hasise Dubois from Bryce Perkins	Clemson
20	Pass	Hasise Dubois from Bryce Perkins	North Carolina
20	KR	Joe Reed	North Carolina
20	Pass	Terrell Chatman from Brennan Armstrong	William & Mary
20	INT	Joey Blount	Duke

LONG PLAYS BY THE NUMBERS

Long Plays By Yards	No.	TD
100+	1	1
90-99	1	1
80-89	1	1
70-79	1	0
60-69	3	2
50-59	2	0
40-49	11	2
30-39	25	1
20-29	43	4

Long Plays By Type	No.	TD
Rushing	11	3
Passing	43	5
Punt returns	1	0
Kick returns	27	2
Interceptions	6	2
Fumble returns	0	0
Other	0	0
TOTAL	88	12

20-YARD PLUS BY PLAYER

Player	No.	TD	R	P	KR	PR	IR	FR
Joe Reed	22	4	1	4	17	0	0	0
Hasise Dubois	16	1	0	16	0	0	0	0
Terrell Jana	8	0	0	8	0	0	0	0
Tavares Kelly Jr.	8	0	0	3	5	0	0	0
Bryce Perkins	6	3	6	0	0	0	0	0
Seneca Milledge	5	0	0	0	5	0	0	0
Billy Kemp IV	3	1	0	2	0	1	0	0
Tanner Cowley	3	0	0	3	0	0	0	0
Terrell Chatman	2	0	0	2	0	0	0	0
Joey Blount	2	0	0	0	0	0	2	0
Hayden Mitchell	2	0	0	2	0	0	0	0
Lamont Atkins	2	0	1	1	0	0	0	0
De'Vante Cross	2	0	0	0	0	0	2	0
Dontayvion Wicks	1	1	0	1	0	0	0	0
Nick Grant	1	1	0	0	0	0	1	0
Zane Zandier	1	1	0	0	0	0	1	0
Wayne Taulapapa	1	0	1	0	0	0	0	0
PK Kier	1	0	1	0	0	0	0	0
Charles Snowden	1	0	0	1	0	0	0	0
Mike Hollins	1	0	1	0	0	0	0	0
TOTAL	88	12	11	43	27	1	6	0

LONGEST PLAYS OF THE YEAR

Rushing

67 Bryce Perkins vs Virginia Tech (11/29/2019)

Rushing Touchdown

67 Bryce Perkins vs Virginia Tech (11/29/2019)

Passing

67 Hasise Dubois from Bryce Perkins
vs Virginia Tech (11/29/2019)

Passing Touchdown

44 Dontayvion Wicks from Brennan Armstrong
vs Liberty (11/23/2019)

Punt Return

22 Billy Kemp IV vs William & Mary (9/6/2019)

Kick Return

100 Joe Reed vs William & Mary (9/6/2019)

Interception Return

85 Nick Grant vs William & Mary (9/6/2019)

Fumble Return

None

Punt

78 Nash Griffin vs Louisville (10/26/2019)

Field Goal

49 Brian Delaney vs Florida State (9/14/2019)

A VIRGINIA PLAYER HAD...

200 yards rushing: 223, Alvin Pearman vs. Duke, 2004
150 yards rushing: 164, Bryce Perkins vs. Virginia Tech, 2019
100 yards rushing: 164, Bryce Perkins vs. Virginia Tech, 2019
30 carries: 30, Cedric Peerman vs. North Carolina, 2007
25 carries: 26, Jordan Ellis vs. South Carolina, 2018
4 TDs rushing: 4, Keith Payne vs. Richmond, 2010
3 TDs rushing: 3, Bryce Perkins vs. Duke, 2019
2 TDs rushing: 2, Bryce Perkins vs. Virginia Tech, 2019
3 TDs rushing by a QB: 3, Bryce Perkins vs. Duke, 2019
2 TDs rushing by a QB: 2, Bryce Perkins vs. Virginia Tech, 2019
QB rushed for 100 yards: 164, Bryce Perkins vs. Virginia Tech, 2019
QB rushed for 100 yards in back-to-back games: Bryce Perkins at UNC, vs. GT, 2019
2 rushers with 100+ yards: Jordan Ellis (146) and Bryce Perkins (108) vs. Richmond, 2018
2 rushers with 2 TDs: Bryce Perkins (3), Wayne Taulapapa (2) vs. Duke, 2019
75+ yard run: 75 (TD) Jordan Ellis vs. Ohio, 2018
50+ yard run: 67 (TD) Bryce Perkins vs. Virginia Tech, 2019
10+ receptions: 13, Terrell Jana at North Carolina, 2019
200 yards receiving: 247, Olamide Zaccheaus vs. Ohio, 2018
150 yards receiving: 247, Olamide Zaccheaus vs. Ohio, 2018
100 yards receiving: 130, Hasise Dubois vs. Clemson, 2019
100 yards receiving in back-to-back games: Hasise Dubois vs. VT, vs. Clemson, 2019
4 TDs receiving: 4, Ed Carrington at Maryland, 1965
3 TDs receiving: 3, Olamide Zaccheaus vs. South Carolina, 2018
2 TDs receiving: 3, Olamide Zaccheaus vs. South Carolina, 2018
2 receivers with 100 yards receiving: 143, Hasise Dubois at Notre Dame, 2019
3 receivers with 100 yards receiving: 107, Joe Reed at Notre Dame, 2019
 136, Doni Dowling vs. UConn, 2017
 127, Andre Levrone vs. UConn, 2017
 122, Olamide Zaccheaus vs. UConn, 2017
2 receivers with 2 TDs: Ryan Sawyer (2), Heath Miller (2) vs. Wake Forest, 2002
70+ yard pass play: 75 (TD), Joe Reed from Bryce Perkins at Virginia Tech, 2018
50+ yard pass play: 67, Hasise Dubois from Bryce Perkins at Virginia Tech, 2019
An OL caught a pass: Elton Brown vs. Florida State, 2004
Attempted 50 passes: 66, Kurt Benkert vs. Indiana, 2017
Attempted 40 passes: 43, Bryce Perkins vs. Clemson, 2019
Completed 40 passes: 43, David Watford vs. Georgia Tech, 2013
Completed 30 passes: 30, Bryce Perkins at North Carolina, 2019
Completed 25 passes: 27, Bryce Perkins vs. Clemson, 2019
400 yards passing: 455, Kurt Benkert vs. UConn, 2017
300 yards passing: 311, Bryce Perkins vs. Virginia Tech, 2019
250 yards passing: 266, Bryce Perkins vs. Clemson, 2019
Consecutive 300-yard passing games: Kurt Benkert vs. CMU (421); at Duke (336), 2016
6 TD passes: 6, Dan Ellis vs. Duke, 2000
5 TD passes: 5, Kurt Benkert vs. Central Michigan, 2016
4 TD passes: 4, Kurt Benkert at Miami, 2017
3 TD passes: 3, Bryce Perkins at North Carolina, 2019
A non-QB threw a TD pass: Olamide Zaccheaus (WR) 15 yards to Evan Butts vs. Duke, 2015
Threw 3+ interceptions: 3, Bryce Perkins vs. Miami, 2018
400 yards total offense: 475, Bryce Perkins vs. Virginia Tech, 2019
300 yards total offense: 324, Bryce Perkins vs. Clemson, 2019
200 All-purpose yards: 200, Joe Reed at Georgia Tech, 2018
Intercepted 3 passes: 3, Rodney McLeod, at Maryland, 2011
Intercepted 2 passes: 2, Noah Taylor, Virginia Tech, 2019
2 Players Intercepted 2 passes: 2, Bryce Hall & Juan Thornhill at Duke, 2016
INT by a lineman: David Dean at Virginia Tech, 2014
INT by a linebacker: Noah Taylor (2) vs. Virginia Tech, 2019
INT at or behind line of scrimmage: David Dean at Virginia Tech, 2014
INT Return for a TD: 22 yards, Zane Zandier vs. Old Dominion, 2019
INT Return for a TD by a DB: 85 yards, Nick Grant vs. William & Mary, 2019
INT Return for a TD by a linebacker: 22 yards, Zane Zandier vs. Old Dominion, 2019
INT Return for a TD by a lineman: 3 yards by David Dean at Virginia Tech, 2014
2 INTs for Touchdowns: 2, Randy Neal vs. Virginia Tech, 1992
2 players with INTs for TD: Muffin Curry and Tony Franklin vs. W. Mich., 2003
4 sacks: 4, Jamie Sharper vs. North Carolina, 1996
3 sacks: 3, Max Valles vs. Miami, 2014
4+ TFLs: 4, Brent Urban at Pitt, 2013
15+ Tackles: 15, Charles Snowden vs. Old Dominion, 2019
4+ PBUs: 4, Bryce Hall vs. Ohio, 2018
Defensive Extra Point: Juan Thornhill at Indiana, 2018 (blocked PAT, scoop & score)
Fumble recovery for TD: Eli Hanback vs. Virginia Tech, 2019 (0 yards)
2 Fumble Recoveries: 2, Eli Hanback vs. Ohio, 2018
Five Field Goals: 5, Chris Gould vs. North Carolina, 2007
Four Field Goals: 4, Ian Frye at Miami, 2015
Three Field Goals: 3, Brian Delaney at Miami, 2019
Missed a PAT: Brian Delaney vs. Virginia Tech, 2019
Blocked a Punt: Noah Taylor at Pitt, 2019
Blocked Punt for a Touchdown: Trey Womack blocked punt and Bill Schautz returned it 20 yards for TD at Miami, 2009
Blocked a Field Goal: Charles Snowden at Indiana, 2018
Blocked a PAT Attempt: Juan Thornhill at Indiana, 2018
Punt return for TD: Maurice Canady vs. William & Mary, 2015 (74 yards)
Kickoff return for TD: Joe Reed vs. Duke, 2019 (95 yards)
Two-point conversion: Bryce Perkins (rush) vs. Florida State, 2019

VIRGINIA...

Scored 60 points: 62-14 vs. NC State, 1997
Scored 50 points: 55-27 vs. Liberty, 2019
Scored 40 points: 55-27 vs. Liberty, 2019
Scored 30 points: 39-30 vs. Virginia Tech, 2019
Defeated a ranked team: 39-30 vs. No. 23 Virginia Tech, 2019
Defeated a ranked team on the road: 14-13 at No. 23 Florida State, 2011
Recorded a Shutout: 28-0 vs. South Carolina, 2018
Recorded a Shutout vs. ACC: 31-0 vs. Maryland, 2008
Held a team without a TD: vs. South Carolina, 2018
Held an ACC team without a TD: vs. Louisville, 2018
Was Shut out: by Virginia Tech, 2017 (10-0)
Scoreless first half: vs. Virginia Tech, 2017
Scoreless second half: at Navy, 2017
Did not score a TD: at Miami, 2019
Did not score an offensive TD: at Miami, 2019
Scored a TD on offense, defense and special teams: vs. William & Mary, 2019
Had 300 rushing yards: 301 vs. Richmond, 2018
Had 200 rushing yards: 227 vs. Liberty, 2019
Had fewer than 100 rushing yards: 78 at Louisville, 2019
Had negative yards rushing: -3 vs. Wyoming, 2007
Had 200 yards passing: 311 vs. Virginia Tech, 2019
Had 300 yards passing: 311 vs. Virginia Tech, 2019
Had 400 yards passing: 455 vs. UConn, 2017
Attempted 50 passes: 66 vs. Indiana, 2017
Completed 40 passes: 43 vs. Georgia Tech, 2013
Passed for 5 touchdowns or more: 5, vs. Central Michigan, 2016
Had fewer than 100 yards passing: 92 vs. Miami, 2018
Had 600 yards of total offense: 626 vs. UConn, 2017
Had 500 yards of total offense: 517 at North Carolina, 2019
Had 400 yards of total offense: 492 vs. Virginia Tech, 2019
Had fewer than 100 yards of total offense: 90 vs. Maryland, 1980
Had consecutive games, 500 yards of total offense: 2014, BYU (519), Kent State (520)
Had three consecutive games, 500 yards of total offense: 2004, Temple (504), North Carolina (549), Akron (522)
Kicked 5 field goals: 5 vs. North Carolina, 2007
Had 7 or more sacks in a game: 7 vs. William & Mary, 2019
Had 6 or more sacks in a game: 6 vs. Virginia Tech, 2019
Had 5 or more sacks in a game: 6 vs. Virginia Tech, 2019
Had 4 or more sacks in a game: 6 vs. Virginia Tech, 2019
Had 10 or more TFL in a game: 11 vs. Old Dominion, 2019
Missed extra point kick: vs. Virginia Tech, 2019
Had a FG attempt blocked: at Miami, 2019
Had successful two-point conversion: vs. Florida State, 2019
Forced 7 or more turnovers: 7, vs. Richmond, 2014
Forced 5 or more turnovers: 5, vs. Duke, 2019
Had 5 or more turnovers: 5 at Notre Dame, 2019
Blocked 2 punts in a game: 2 at Miami, 2009
Blocked 2 kicks in a game: 2 at Indiana, 2018 (PAT, FG)
Blocked 2 field goals in a game: 2 vs. Richmond, 2008
Did not punt: vs. William & Mary, 2019
Had no turnovers: vs. Liberty, 2019
Had no turnovers in back-to-back games: at UNC, vs. GT, vs. Liberty, 2019
Overtime game: at Virginia Tech, 2018
Recorded a Safety: vs. Georgia Tech, 2017
Was not penalized: Richmond, 2016
Had 1 penalty: at North Carolina, 2019
100+ penalty yards: 109 vs. UConn, 2017
10+ penalties: 10 vs. Pitt, 2018
Trailed after three quarters, but rallied to win: vs. Virginia Tech, 2019 (7 points)
Trailed in the fourth quarter by 10+ points, but rallied to win: vs. Syracuse, 2015 (10 points)
Trailed in a game by 15+ points, but rallied to win: vs. Old Dominion, 2019 (17 points)
Trailed in a game by 20+ points, but rallied to win: vs. North Carolina, 2002 (21 points)
Did not lose a fumble: vs. Virginia Tech, 2019
90+ offensive plays: 91 vs. Indiana, 2017
100+ offensive plays: 102 at BYU, 2014

AN OPPONENT HAD...

200 yards rushing: 229, Darrin Hall, Pitt, 2018
150 yards rushing: 229, Darrin Hall, Pitt, 2018
100 yards rushing: 114, Travis Etienne, Clemson, 2019
30 carries: 31, Stevie Scott, Indiana, 2018
25 carries: 28, Javian Hawkins, Louisville, 2019
5 TDs rushing: 5, Zach Abey, Navy, 2017
4 TDs rushing: 5, Zach Abey, Navy, 2017
3 TDs rushing: 3, Tony Jones Jr., Notre Dame, 2019
2 TDs rushing: 2, Javian Hawkins, Louisville, 2019
3 TDs rushing by a QB: 3, Tevin Washington, Georgia Tech, 2012
2 TDs rushing by a QB: 2, Malcolm Perry, Navy, 2017
QB rushed for 100 yards: 107, TaQuon Marshall, Georgia Tech, 2018
2 rushers with 100+ yards: Malcolm Perry (114), Chris High (101), Navy, 2017
3 rushers with 100+ yards: Zach Laskey (133), Robert Godhigh (111) & David Sims (107), Georgia Tech, 2013
2 rushers with 2 TDs: Zach Abey (5) & Malcolm Perry (2), Navy, 2017
50+ yard run: 75 (TD), Darrin Hall, Pitt, 2018
15+ receptions: 16, Quinshad Davis, North Carolina, 2012
10+ receptions: 12, T.J. Rahming, Duke, 2015
200 yards receiving: 202, Dyami Brown, North Carolina, 2019
150 yards receiving: 182, Tee Higgins, Clemson, 2019
100 yards receiving: 182, Tee Higgins, Clemson, 2019
3 TDs receiving: 3, Tee Higgins, Clemson, 2019
2 TDs receiving: 3, Tee Higgins, Clemson, 2019
2 receivers with 100 yards receiving: Tre Turner (134) and Damon Hazelton (118), VT, 2019
2 receivers with 2 TDs: Fred Zeigler (3), Benny Galloway (2), South Carolina, 1968
90+ yard pass play: 96 (TD), Tajh Boyd to Sammy Watkins, Clemson, 2013
80+ yard pass play: 85 (TD), Cooper Rush to Corey Willis, Central Michigan, 2016
70+ yard pass play: 77 (TD), Malik Cunningham to Tutu Atwell, Louisville, 2019
50+ yard pass play: 59 (TD), Trevor Lawrence to Justyn Ross, Clemson, 2019
Attempted 50 passes: 54, Daniel Jones, Duke, 2016
Attempted 40 passes: 40, Buckshot Calvert, Liberty, 2019
Completed 30 passes: 33, Daniel Jones, Duke, 2016
Completed 25 passes: 33, Daniel Jones, Duke, 2016
400 yards passing: 402, Cooper Rush, Central Michigan, 2016
300 yards passing: 302, Trevor Lawrence, Clemson, 2019
250 yards passing: 302, Trevor Lawrence, Clemson, 2019
5 TD passes: 5, Paul Pinegar, Fresno State, 2004
4 TD passes: 4, Trevor Lawrence, Clemson, 2019
3 TD passes: 4, Trevor Lawrence, Clemson, 2019
Threw 5+ interceptions: 5, Daniel Jones, Duke, 2016
Threw 3+ interceptions: 3, Buckshot Calvert, Liberty, 2018
300 yards total offense: 326, Trevor Lawrence, Clemson, 2019
200 All-purpose yards: 202, Dyami Brown, North Carolina, 2019
Intercepted 3 passes: 3, B.W. Webb, William & Mary, 2009
Intercepted 2 passes: 2, Trajan Bandy, Miami, 2018
INT Return for a TD: 47 yds, Arman Jones, William & Mary, 2019
2 players with INTs for TD: Justin Taimatuia and Mercy Maston, Boise State, 2015
3 sacks: 3, Julian Okwara, Notre Dame, 2019
4+ TFLs: 4.0, Larrell Murchison, NC State, 2018
15+ Tackles: 15, Chazz Surratt, North Carolina, 2019
Fumble recovery for TD: Adetokunbo Ogundejí 23 yard return, Notre Dame, 2019
Five Field Goals: 5, Will Snyderwine, Duke, 2009
Four Field Goals: 4, Wesley Wells, Georgia Tech, 2018
Three Field Goals: 4, Wesley Wells, Georgia Tech, 2018
Missed a PAT: Logan Justus, Indiana, 2018 (blocked)
Missed 4 or more Field Goals: 4, Sam Ficken, Penn State, 2012
Missed 3 or more Field Goals: 4, Sam Ficken, Penn State, 2012
Missed 2 or more Field Goals: 2, Cole Murphy, Syracuse, 2015
Blocked a Punt: Tre Turner, Virginia Tech, 2018
Blocked Punt for a Touchdown: Tre Turner blocked punt and Jovonn Quillen returned it for TD, Virginia Tech, 2018
Blocked Punt for a Safety: DeAndre Houston-Carson, William & Mary, 2015
Blocked a Field Goal: Pat Bethel, Miami, 2019
Punt return for TD: Quadree Henderson, Pitt, 2017 (75 yards)
Free Punt return for TD: Juanyeh Thomas, Georgia Tech, 2018 (77 yards)
Kickoff return for TD: Quadree Henderson, Pitt, 2016 (93 yards)
Two-point conversion: Clinton Lynch rush, Georgia Tech, 2018

OPPONENT TEAM...

Scored 60 points: 62-17, Clemson, 2019
Scored 50 points: 62-17, Clemson, 2019
Scored 40 points: 62-17, Clemson, 2019
Scored 30 points: 62-17, Clemson, 2019
Recorded a Shutout: 10-0, Virginia Tech, 2017
Was Shutout: South Carolina, 2018 (28-0), Belk Bowl
Scoreless first half: Duke, 2019
Scoreless second half: Old Dominion, 2019
Did not score a TD: South Carolina, 2018
Did not score an offensive TD: South Carolina, 2018
Fewer than 10 first downs: 8, William & Mary, 2019
Fewer than 5 first downs: 4, VMI, 1979
One first down: 1, Richmond, 1945
No first downs: 0, NC State, 1944
No third down conversions: 0, Notre Dame, 2015
Had 400 rushing yards: 452, Navy, 2017
Had 300 rushing yards: 452, Navy, 2017
Had 200 rushing yards: 211, Clemson, 2019
Had fewer than 100 rushing yards: 83, Miami, 2019
Had negative yards rushing: -2, Maryland, 2012
Had 200 yards passing: 408, Clemson, 2019
Had 300 yards passing: 408, Clemson, 2019
Had 400 yards of passing: 408, Clemson, 2019
Had fewer than 100 yards passing: 37, Georgia Tech, 2018
Had 600 yards of total offense: 619, Clemson, 2019
Had 500 yards of total offense: 619, Clemson, 2019
Had 400 yards of total offense: 619, Clemson, 2019
Had fewer than 100 yards of total offense: 79, VMI, 2013
Kicked 5 field goals: 5, Duke, 2009
Had 6 or more sacks in a game: 8, Notre Dame, 2019
Had 10 or more TFL in a game: 13, Notre Dame, 2019
Had Zero TFL in a game: 0, Central Michigan, 2016
Missed Extra Point Kick: Oregon, 2013
Missed 4 or more Field Goals: 4, Penn State, 2012
Missed 3 or more Field Goals: 4, Penn State, 2012
Missed 2 or more Field Goals: 2, Syracuse, 2015
Had successful Two-Point Conversion: NC State, 2018
Forced 5 or more turnovers: 5, Notre Dame, 2019
Scored 3 or more Defensive Touchdowns: 3, UCLA, 2014 (2 INT, 1 Fumble)
Scored 2 or more Defensive Touchdowns: 2, Boise State, 2015 (2 INT)
Had 4 or more passes intercepted: 5, Duke, 2016 (tied UVA school record)
Had 3 or more passes intercepted: 3, Liberty, 2018
Blocked 2 punts in a game: 2, Auburn, 2011
Did not punt: Georgia Tech, 2000
Had no turnovers: Clemson, 2019
Turned the ball over 7 or more times: 7, Richmond, 2014
Turned the ball over 6 or more times: 6, Duke, 2016
Turned the ball over 5 or more times: 5, Duke, 2019
Overtime game: Virginia Tech, 2018
Recorded a Safety: Georgia Tech, 2018
Was not penalized: Temple, 2004
100+ penalty yards: 117, Oregon, 2016
10+ penalties: 10, Florida State, 2019
Trailed after three quarters, but rallied to win: Georgia Tech 2018
Did not lose a fumble: Clemson, 2019
90+ offensive plays: 93, BYU, 2013
45 or fewer plays: 44, William & Mary, 1961
Recovered an Onside Kick: Duke, 2019

#	PLAYER	GP-GS	UP	WM	FS	ODU	ND	UM	DU	UL	NC	GT	LIBERTY	VT	CU
78	Ahern, J	3/-	XXX	...	XXX	XXX	...
91	Alonso, M	13/9	XXX	XXX	START	XXX	START	START	START	START	XXX	START	START	START	START
61	Anthony, E	11/-	XXX	...	XXX	XXX	XXX	XXX	XXX	XXX	XXX	...	XXX	XXX	XXX
10	Armstrong, B	6/-	XXX	XXX	XXX	XXX	...	XXX	...	XXX
5	Atkins, L	13/3	XXX	START	XXX	START	XXX	XXX	XXX	XXX	XXX	XXX	START	XXX	XXX
39	Baker, J	5/1	XXX	XXX	XXX	START	XXX
46	Baumgardner, C	1/-	...	XXX
52	Bissinger, J	10/-	XXX	XXX	XXX	XXX	XXX	XXX	XXX	XXX	XXX	XXX
29	Blount, J	13/10	XXX	XXX	XXX	START	START	START	START	START	START	START	START	START	START
99	Briggs, J	12/7	START	START	START	START	START	START	XXX	XXX	START	XXX	XXX	...	XXX
89	Brissett, D	11/2	XXX	XXX	START	XXX	XXX	XXX	START	XXX	XXX	XXX	XXX
17	Brown, E	7/-	XXX	XXX	XXX	XXX	XXX	XXX	XXX
16	Burney, R	13/5	START	XXX	XXX	START	START	XXX	XXX	XXX	XXX	START	XXX	XXX	START
9	Chatman, T	9/3	START	XXX	START	START	XXX	XXX	XXX	XXX	...	XXX
50	Christ, T	2/-	...	XXX	XXX
30	Clary, A	5/-	XXX	XXX	XXX	XXX	XXX
44	Cowley, T	13/10	XXX	START	START	XXX	XXX	START	START	START	START	START	START	START	START
15	Cross, D	13/13	START	START	START	START	START	START	START	START	START	START	START	START	START
53	Cypress II, F	2/-	XXX	XXX
19	Davis, C	3/-	XXX	XXX	XXX
26	Delaney, B	13/-	XXX	XXX	XXX	XXX	XXX	XXX	XXX	XXX	XXX	XXX	XXX	XXX	XXX
67	Devine, D	1/-	...	XXX
92	Dixon, T	8/-	...	XXX	XXX	XXX	XXX	XXX	XXX	XXX	XXX
8	Dubois, H	13/11	START	START	START	XXX	XXX	START	START	START	START	START	START	START	START
62	Dudley, L	13/-	XXX	XXX	XXX	XXX	XXX	XXX	XXX	XXX	XXX	XXX	XXX	XXX	XXX
43	Duenkel, J	2/-	XXX	XXX	...
63	Fannin, T	2/1	...	XXX	...	START
94	Faumui, A	13/4	XXX	START	XXX	START	XXX	XXX	XXX	XXX	XXX	XXX	START	START	XXX
56	Gahm, M	13/4	START	XXX	START	START	START	XXX	XXX	XXX	XXX	XXX	XXX	XXX	XXX
69	Glaser, C	13/12	START	START	START	START	START	START	START	START	START	START	START	START	XXX
84	Goddard, D	4/-	XXX	XXX	XXX	...	XXX
1	Grant, N	13/13	START	START	START	START	START	START	START	START	START	START	START	START	START
81	Griffin, N	13/-	XXX	XXX	XXX	XXX	XXX	XXX	XXX	XXX	XXX	XXX	XXX	XXX	XXX
34	Hall, B	6/6	START	START	START	START	START	START
58	Hanback, E	13/11	START	START	START	XXX	XXX	START	START	START	START	START	START	START	START
51	Harrison, J	5/-	...	XXX	...	XXX	XXX	XXX	XXX
38	Harrison, T.C.	5/-	XXX	XXX	XXX	...	XXX	...	XXX
70	Haskins, B	13/12	XXX	START	START	START	START	START	START	START	START	START	START	START	START
20	Hollins, M	12/-	XXX	XXX	XXX	XXX	XXX	XXX	XXX	...	XXX	XXX	XXX	XXX	XXX
75	Hubbard, J	2/-	XXX	XXX
42	Jackson, N	13/1	XXX	XXX	XXX	XXX	XXX	XXX	XXX	XXX	START	XXX	XXX	XXX	XXX
13	Jana, T	13/10	START	XXX	XXX	START	START	START	START	XXX	START	START	START	START	START
37	Jones, P	9/-	XXX	XXX	XXX	XXX	XXX	XXX	XXX	XXX	XXX
45	Kellam, R	12/-	XXX	XXX	XXX	XXX	XXX	XXX	...	XXX	XXX	XXX	XXX	XXX	XXX
88	Kelly, T	11/1	...	START	XXX	XXX	XXX	XXX	XXX	XXX	XXX	XXX	XXX	XXX	...
80	Kemp, B	12/2	...	XXX	XXX	XXX	START	XXX	XXX	XXX	XXX	XXX	XXX	XXX	START
6	Kier, PK	13/-	XXX	XXX	XXX	XXX	XXX	XXX	XXX	XXX	XXX	XXX	XXX	XXX	XXX
49	King, C	5/-	...	XXX	XXX	XXX	XXX	...	XXX
65	Leech, J	2/-	XXX	XXX
4	Mack, J	13/12	START	START	START	START	START	START	START	START	XXX	START	START	START	START
98	Mejia, A.J.	1/-	XXX
96	Milledge, S	3/-	XXX	XXX	XXX
85	Misch, G	13/-	XXX	XXX	XXX	XXX	XXX	XXX	XXX	XXX	XXX	XXX	XXX	XXX	XXX
83	Mitchell, H	13/-	XXX	XXX	XXX	XXX	XXX	XXX	XXX	XXX	XXX	XXX	XXX	XXX	XXX
7	Moore, C	8/4	...	XXX	...	XXX	...	XXX	START	START	START	START	XXX
28	Nelson, B	8/5	START	START	START	XXX	XXX	XXX	START	START
54	Nelson, R	13/13	START	START	START	START	START	START	START	START	START	START	START	START	START
86	Obasi, U	3/-	XXX	XXX	XXX
55	Oluwatimi, O	13/12	START	START	START	XXX	START	START	START	START	START	START	START	START	START
27	Peacock, J	13/-	XXX	XXX	XXX	XXX	XXX	XXX	XXX	XXX	XXX	XXX	XXX	XXX	XXX
3	Perkins, B	13/13	START	START	START	START	START	START	START	START	START	START	START	START	START
41	Pratt, D	7/-	XXX	XXX	XXX	XXX	XXX	XXX	XXX
76	Redmond, J	3/-	...	XXX	XXX	XXX
2	Reed, J	12/12	START	START	START	START	START	START	START	START	START	START	START	START	...
79	Reinkensmeyer, D	13/12	START	START	XXX	START	START	START	START	START	START	START	START	START	START
66	Sati, J	12/-	...	XXX	XXX	XXX	XXX	XXX	XXX	XXX	XXX	XXX	XXX	XXX	XXX
31	Sharp, C	12/-	XXX	XXX	...	XXX	XXX	XXX	XXX	XXX	XXX	XXX	XXX	XXX	XXX
95	Smiley III, B	2/-	...	XXX	XXX
23	Smith, H	8/3	...	XXX	XXX	XXX	XXX	XXX	START	START	START
11	Snowden, C	13/13	START	START	START	START	START	START	START	START	START	START	START	START	START
22	Snyder, R	4/-	XXX	XXX	XXX	XXX
36	Stone, L	2/-	XXX	XXX
72	Swoboda, R	9/3	START	XXX	START	XXX	XXX	XXX	XXX	XXX	START
21	Taulapapa, W	11/11	START	...	START	START	START	START	START	START	START	START	...	START	START
14	Taylor, N	13/9	XXX	START	XXX	XXX	XXX	START	START	START	START	START	START	START	START
64	Trent, B	4/-	...	XXX	XXX	XXX	XXX
25	White, J	8/-	XXX	XXX	XXX	XXX	XXX	XXX	XXX	...	XXX
87	Wicks, D	9/-	XXX	XXX	XXX	XXX	XXX	XXX	XXX	XXX	XXX
90	Williams, M	2/-	XXX	XXX	...
33	Zandier, Z	13/13	START	START	START	START	START	START	START	START	START	START	START	START	START

10 BRENNAN ARMSTRONG

Pass Completions: 9 vs. William & Mary, 2019
 Pass Attempts: 10 vs. William & Mary, 2019
 Passing Yards: 103 vs. William & Mary, 2019
 Long Pass: 56 at Georgia Tech, 2018
 Passing Touchdown: 1 at Georgia Tech, 2018
 Long Passing TD: 56 at Georgia Tech, 2018
 Rushes: 4 vs. Louisville, 2018
 Rushing Yards: 50 vs. Louisville, 2018
 Long Rush: 34 vs. Louisville, 2018

5 LAMONT ATKINS

Rushes: 9 vs. Liberty, 2019
 Rushing TD: 1 vs. Liberty, 2019
 Rushing Yards: 61 vs. Liberty, 2019
 Longest Rush: 33 vs. Liberty, 2019
 Receptions: 1, 4x last vs. Louisville, 2019
 Receiving Yards: 11 at Miami, 2017
 Long Reception: 34 vs. ODU, 2019
 Tackles: 1, 10x, last vs. Louisville, 2019

9 TERRELL CHATMAN

Receptions: 3 vs. William & Mary, 2019
 Receiving Yards: 44 vs. William & Mary, 2019
 Long Reception: 33 at Pitt, 2019
 Receiving TD: 1 vs. William & Mary, 2019

44 TANNER COWLEY

Receptions: 3- 3x last at UNC, 2019
 Receiving Yards: 40 vs. Pitt, 2018
 Long Reception: 40 vs. Pitt, 2018

15 DE'VANTE CROSS

Receptions: 1, 2x last vs. Louisville, 2018
 Receiving Yards: 20 vs. Louisville, 2018
 Long Reception: 20 vs. Louisville, 2018
 Long Rush: 13 vs. Boston College, 2017

19 CHUCK DAVIS

Punt Return Yards: 21 at NC State, 2018
 Punt Returns: 3, 2x, last at VT, 2018
 Long Punt Return: 14 at NC State, 2018

26 BRIAN DELANEY

Made PATs: 7 vs. Liberty, 2019
 Field Goals: 3 3x-last at Miami, 2019
 Long Field Goal: 49 vs. FSU, 2019
 Kickoffs: 10 vs. Liberty, 2019
 Kickoff Yards: 596 vs. Liberty, 2019

8 HASISE DUBOIS

Receptions: 10 vs. Clemson, 2019
 Receiving Yards: 143 at Notre Dame, 2019
 Long Reception: 67 vs. Virginia Tech, 2019
 Receiving Touchdown: 1, 9x last at UNC, 2019
 Long Receiving Touchdown: 33 vs. UNC, 2018

81 NASH GRIFFIN

Punts: 7 vs. Louisville, 2019
 Punting Yards: 340 vs. Louisville, 2019
 Longest Punt: 78 vs. Louisville, 2019

18 BEN HOGG

Receptions: 1, 3x last vs. South Carolina, 2018
 Receiving Yards: 18 vs. South Carolina, 2018
 Long Reception: 18 vs. South Carolina, 2018

20 MIKE HOLLINS

Rushes: 11 vs. William & Mary, 2019
 Rushing Yards: 78 vs. William & Mary, 2019
 Longest Rush: 37 vs. William & Mary, 2019
 Rushing TD: 2 vs. William & Mary, 2019
 Long Rushing TD: 9 vs. William & Mary, 2019

80 BILLY KEMP

Receptions: 9 vs. Clemson, 2019
 Receiving Yards: 66 vs. Clemson, 2019
 Receiving TD: 1 vs. Virginia Tech, 2019
 Punt Return Yards: 51 vs. William & Mary, 2019
 Long Punt Return: 22 vs. William & Mary, 2019

13 TERRELL JANA

Receptions: 13 at UNC, 2019
 Receiving Yards: 146 at UNC, 2019
 Long Reception: 42 vs. Pitt, 2018
 Receiving Touchdowns: 1 vs. Pitt, 2018
 Long Receiving Touchdown: 42 vs. Pitt, 2018

88 TAVARES KELLY

Receptions: 4 vs. William & Mary, 2019
 Receiving Yards: 53 at NC State, 2018
 Long Reception: 23 at Miami
 Receiving Touchdowns: 1 at Louisville, 2019
 Punt Return Yards: 72 at Duke, 2018
 Punt Returns: 3 vs. Ohio, 2018
 Long Punt Return: 43 at Duke, 2018
 Rushes: 1, 3x-Last at Louisville, 2019
 Rushing Yards: 17 vs. Duke, 2019
 Kick Returns: 5 vs. GT, 2019
 Kick Return Yards: 129 vs. GT, 2019
 Long Kick Return: 40 vs GT, 2019

6 PK KIER

Rushes: 10 vs. Liberty, 2019
 Rushing TD: 1 vs. Liberty, 2019
 Rushing Yards: 82 vs. Liberty, 2019
 Longest Rush: 38 vs. Liberty, 2019

A.J. MEJIA

Made PATs: 6, 3x last vs. Ohio, 2018
 PAT attempts: 6, 3x last vs. Ohio, 2018
 Field Goals: 3, vs. Georgia Tech, 2017
 Long Field Goal: 38, vs. Boston College, 2017

96 SENECA MILLEDGE

Kickoff Returns: 4 vs. Liberty, 2019
 Kickoff Return Yards: 130 yards vs. Liberty, 2019
 Long Kick Return: 41 yards vs. Liberty, 2019

3 BRYCE PERKINS

Pass Completions: 30, 3x- last at UNC, 2019
 Pass Attempts: 43 at Notre Dame, 2019
 Passing Yards: 379 vs. Ohio, 2018
 Long Pass: 86 vs. Ohio, 2018
 Passing Touchdowns: 3, 4x last vs. S. Car, 2018
 Long Passing Touchdown: 86 vs. Ohio, 2018
 Rushes: 25 at Indiana, 2018
 Rushing Yards: 164 vs. Virginia Tech
 Long Rush: 67 vs. Virginia Tech, 2019
 Long Rushing TD: 67 vs. Virginia Tech, 2019
 Rushing Touchdowns: 3 vs. Duke, 2019
 Touchdowns Responsible For: 5 at UNC, 2019
 Total Offense: 490 at North Carolina, 2019

2 JOE REED

Receptions: 9 at Notre Dame, 2019
 Receiving Yards: 119 at VT, 2018
 Receiving Touchdowns: 2, 2x, last at VT, 2018
 Long Reception: 75, 2x, last at VT, 2018
 Long Receiving TD: 75, 2x, last at VT, 2018
 Most Kick Return Yards: 170 vs. Georgia Tech, 2017
 Long Kick Return: 100 (TD) vs. W&M 2019
 Kick Return for a TD: 1, 5x last vs. Duke, 2019
 Most All-Purpose Yards: 213 vs. Liberty, 2018

31 CHRIS SHARP

Rushes: 3, at North Carolina, 2017
 Rushing Yards: 16, at Louisville, 2017
 Rushing Touchdowns: 1 vs. Louisville, 2018
 Long Rushing Touchdown: 7, at Louisville, 2017
 Long Rush: 9 at Louisville, 2017
 Receptions: 1, 2x last at Indiana, 2018
 Receiving Yards: 20 at Indiana, 2018
 Receiving TDs: 1, 3x, last at Pitt, 2019
 Tackles: 2 vs. Pittsburgh, 2016
 Kick Return Yards: 73 vs. Richmond, 2016
 Kick Returns: 4 vs. Richmond, 2016
 Long Kick Return: 31 vs. Richmond, 2016

36 LINDELL STONE

Pass Completions: 2 vs. Boston College, 2017
 Pass Attempts: 9 vs. Boston College, 2017
 Passing Yards: 26 vs. Boston College, 2017

21 WAYNE TAULAPAPA

Rushes: 18 vs. FSU, 2019
 Rushing Yards: 77 vs. Duke, 2019
 Longest Rush: 31 vs. Duke, 2019
 Rushing TD: 3 vs. FSU, 2019
 Long Rushing TD: 10 at Pitt, 2019
 Receptions: 1 at Pitt, 2019
 Receiving Yards: 5 at Pitt, 2019
 Long Reception: 5 at Pitt, 2019

87 DONTAYVION WICKS

Receiving Yards: 49 vs. Liberty, 2019
 Long Reception: 44 vs. Liberty, 2019
 Receiving TD: 1 vs. Liberty, 2019
 Receptions: 2 vs. Liberty, 2019

91 MANDY ALONSO

Tackles: 4 3x, last vs. Virginia Tech, 2019
Tackles for Loss: 2.0 at UNC, 2019
Sacks: 1.0 vs. Richmond, 2018

29 JOEY BLOUNT

Tackles: 13 at Indiana, 2018
Passes Broken Up: 2x- Last at Notre Dame, 2019
Interceptions: 1, 5x, last vs. GT, 2019
Long INT Return: 37 vs. GT, 2019
Tackles for Loss: 1.0, 6x, last at Louisville, 2019
Forced Fumble: 1 at VT, 2018
Sacks: 2.0 at Pitt, 2019

32 DARRIUS BRATTON

Tackles: 4, 2x last vs. North Carolina, 2018
Tackles for Loss: 0.5 vs. North Carolina, 2018
Passes Broken Up: 2 vs. Richmond, 2018

99 JOWON BRIGGS

Tackles: 4 at UNC, 2019
Sacks: 1 at UNC, 2019
Tackles for a Loss: 1 at UNC, 2019

17 ELLIOTT BROWN

Tackles: 2 vs. Pitt, 2018
Tackles for Loss: 1.0 vs. Pitt, 2018
Sacks: 1.0 vs. Pitt, 2018
Interception: 1 vs. Liberty, 2018
Punts Blocked: 1 at Pittsburgh, 2017

16 RICHARD BURNEY

Tackles: 4, 2x, last vs. ODU, 2019
Tackles for Loss: 1.0, 2x last vs. Ohio, 2018
Receptions: 1 3x, last at Pitt, 2017
Receiving Yards: 6 at UNC, 2017
Long Reception: 6 at UNC, 2017
Sacks: 1.0 vs. ODU, 2019
Receiving Touchdown: 1 2x, last at Pitt, 2017
Forced Fumble: 1 vs. Ohio, 2018

50 TOMMY CHRIST

Tackles: 3 at Georgia Tech, 2018
Sacks: 1 at Georgia Tech, 2018
Tackles for Loss: 1.0 at Georgia Tech, 2018

15 DE'VANTE CROSS

Tackles: 9 vs. FSU, 2019
Passes Broken Up: 2 vs. Duke, 2019
Interceptions: 2 vs. Liberty, 2019
Interception Return Yards: 87 vs. Liberty, 2019
Long INT return: 52 yards vs. Liberty, 2019
Sacks: 1.0 vs. Clemson, 2019

94 AARON FAUMUI

Tackles: 7 vs. Virginia Tech, 2019
Sacks: 1.5 2x, last vs. Virginia Tech, 2019
Tackles for Loss: 2.5 2x, last vs. Virginia Tech, 2019
Forced Fumbles: 1 vs. Louisville, 2018
Pass Breakups: 1 at Notre Dame, 2019

56 MATT GAHM

Tackles: 10 vs. ODU, 2019
Tackles for Loss: 2 vs. Duke, 2019
Sacks: 1.0 vs. Pitt, 2018; vs. Virginia Tech, 2019
Interceptions: 1 at Pitt, 2019
Long INT return: 2 at Pitt, 2019

1 NICK GRANT

Tackles: 8 at Notre Dame, 2019
Interceptions: 1 (TD) vs. William & Mary, 2019
Pass Breakups: 2.0 2x-Last at Miami, 2019
Long INT Return: 85 vs. William & Mary, 2019

34 BRYCE HALL

Tackles: 9 vs. North Carolina, 2016
Tackles for Loss: 1.0, 3x last at NC State, 2018
Interceptions: 2 at Duke, 2016
Sacks 1.0, 2X last vs. Richmond, 2018
Passes Broken Up: 4 2x, last at Duke, 2018
Fumble Recoveries: 1 vs. North Carolina, 2016
Long INT Return: 32 at North Carolina, 2017

58 ELI HANBACK

Tackles: 10 vs. Georgia Tech, 2017
Tackles for Loss: 3 at Louisville, 2019
Fumble Recoveries: 2 vs. Ohio, 2018
Sacks: 2.0 at Louisville, 2019

4 JORDAN MACK

Tackles: 16 vs. Indiana, 2017
Tackles for Loss: 2.0, 3x at Virginia Tech, 2018
Forced Fumbles: 1, 4x last at Louisville, 2017
Sacks: 2.5 vs. William & Mary, 2019
Quarterback Hurries: 2 at VT, 2018

7 CHRIS MOORE

Tackles: 12 vs. Duke, 2019
Tackles for Loss: 1.0 vs. Louisville, 2016
Pass Breakups: 1 vs. Indiana, 2017
Interception: 1 vs North Carolina, 2017
Long INT Return: 8 at North Carolina, 2017

28 BRENTON NELSON

Tackles: 11 vs Boston College, 2017
Tackles for Loss: 1, 3x last at Georgia Tech, 2018
Pass Breakups: 2 2x, last at VT, 2018
Interception: 1, 6x last vs. Duke, 2019
Interception Return: 18 vs. UConn, 2017

23 HESKIN SMITH

Tackles: 10 vs. Clemson, 2019
Tackles for loss: 0.5 vs. Clemson, 2019

11 CHARLES SNOWDEN

Tackles: 15 vs. ODU, 2019
Tackles for Loss: 3.5 vs. ODU, 2019
Sacks: 2.0 vs. ODU, 2019
Passes Broken Up: 2, 4x last vs. FSU, 2019
Forced Fumble: 1 2x, last at VT, 2018
Punts Blocked: 1, 2x last at Indiana, 2018
Interceptions: 1, 2x, last at VT, 2018
Interception Return: 23 vs. Louisville, 2018
Fumble Recoveries: 1 vs. Louisville, 2018

22 ROB SNYDER

Tackles: 11, 2x last at Georgia Tech, 2018
Tackles for Loss: 1.0 vs. Liberty, 2018
Sacks: 1.0 vs. Liberty, 2018

42 NOAH TAYLOR

Tackles: 5 vs. FSU, 2019
Tackles for Loss: 2.5 at Miami, 2019
Sacks: 1, 6x- Last vs. Virginia Tech, 2019
Pass Breakups: 1 2x, last vs. Virginia Tech, 2019
Interceptions: 2 vs. Virginia Tech, 2019

33 ZANE ZANDIER

Tackles: 10 vs. Ohio, 2018
Sacks: 1.5 vs. Ohio, 2018
Tackles for Loss: 3 vs. Louisville, 2019
Pass Breakups: 3 vs. Duke, 2019
Interceptions: 1 vs. ODU, 2019
Long INT Return: 22 vs. ODU, 2019
INT for a TD: 22 vs. ODU, 2019

SEASON

CAREER

Rushing	gp	att	gain	loss	net	avg	td	lg	avg/g	gp	att	gain	loss	net	avg	td	lg	avg/g
Bryce Perkins	13	213	1005	260	745	3.5	11	67	57.3	26	425	2194	526	1668	3.9	20	67	64.2
Wayne Taulapapa	11	111	468	9	459	4.1	12	31	41.7	19	111	468	9	459	4.1	12	31	24.2
PK Kier	13	32	178	4	174	5.4	1	38	13.4	38	64	292	6	286	4.5	1	38	7.5
Mike Hollins	12	21	114	2	112	5.3	3	37	9.3	12	21	114	2	112	5.3	3	37	9.3
Lamont Atkins	13	15	74	1	73	4.9	1	33	5.6	39	20	108	1	107	5.3	1	33	2.7
Tavares Kelly Jr.	11	5	43	0	43	8.6	0	17	3.9	24	11	68	4	64	5.8	0	17	2.7
Joe Reed	12	6	32	4	28	4.7	0	22	2.3	49	32	169	11	158	4.9	1	29	3.2
Brennan Armstrong	6	7	25	6	19	2.7	0	11	3.2	10	16	101	8	93	5.8	0	34	9.3
Billy Kemp IV	12	2	8	1	7	3.5	0	8	0.6	20	2	8	1	7	3.5	0	8	0.3
Jamari Peacock	13	1	4	0	4	4.0	0	4	0.3	38	2	6	0	6	3.0	0	4	0.2
Lindell Stone	2	1	0	5	-5	-5.0	0	0	-2.5	3	1	0	5	-5	-5.0	0	0	-1.7
TEAM	5	7	0	14	-14	-2.0	0	0	-2.8									
Total	13	421	1951	306	1645	3.9	28	67	126.5									
Opponents	13	463	2097	407	1690	3.7	20	48	130.0									

Passing	gp	effic	comp-att-int	pct	yds	td	lg	avg/g	gp	effic	comp-att-int	pct	yds	td	lg	avg/g
Bryce Perkins	13	131.46	292-456-11	64.0	3215	18	67	247.3	26	138.40	517-805-20	64.2	5895	43	86	226.7
Brennan Armstrong	6	153.82	15-20-2	75.0	196	1	44	32.7	10	165.09	17-25-2	68.0	258	2	56	25.8
Lindell Stone	2	0.40	1-2-1	50.0	12	0	12	6.0	3	1.75	3-11-3	27.3	38	0	15	12.7
Nash Griffin	13	116.80	1-1-0	100.0	2	0	2	0.2	36	116.80	1-1-0	100.0	2	0	2	0.1
Total	13	131.82	309-479-14	64.5	3425	19	67	263.5								
Opponents	13	136.98	207-370-11	55.9	2967	22	77	228.2								

Receiving	gp	no.	yds	avg	td	lg	avg/g	gp	no.	yds	avg	td	lg	avg/g
Joe Reed	12	70	627	9.0	6	43	52.2	49	122	1413	11.6	15	75	28.8
Terrell Jana	13	67	760	11.3	2	37	58.5	38	80	932	11.6	3	42	24.5
Hasise Dubois	13	65	979	15.1	4	67	75.3	50	141	1776	12.6	10	67	35.5
Billy Kemp IV	12	34	287	8.4	1	25	23.9	20	34	287	8.4	1	25	14.4
Tanner Cowley	13	25	251	10.0	1	39	19.3	47	31	335	10.8	1	40	7.1
Tavares Kelly Jr.	11	14	152	10.9	1	35	13.8	24	24	273	11.4	1	35	11.4
Lamont Atkins	13	8	61	7.6	0	34	4.7	39	10	73	7.3	0	34	1.9
Terrell Chatman	9	7	104	14.9	1	33	11.6	9	7	104	14.9	1	33	11.6
Wayne Taulapapa	11	5	23	4.6	0	10	2.1	19	5	23	4.6	0	10	1.2
Chris Sharp	12	4	21	5.2	1	9	1.8	50	10	55	5.5	3	20	1.1
Dontayvion Wicks	9	3	61	20.3	1	44	6.8	9	3	61	20.3	1	44	6.8
Hayden Mitchell	13	3	51	17.0	0	28	3.9	18	3	51	17.0	0	28	2.8
Dejon Brissett	11	2	18	9.0	0	15	1.6	11	2	18	9.0	0	15	1.6
Charles Snowden	13	1	24	24.0	0	24	1.8	36	1	24	24.0	0	24	0.7
Grant Misch	13	1	6	6.0	1	6	0.5	14	1	6	6.0	1	6	0.4
Total	13	309	3425	11.1	19	67	263.5							
Opponents	13	207	2967	14.3	22	77	228.2							

Total Offense	g	plays	rush	pass	total	avg/g	g	plays	rush	pass	total	avg/g
Bryce Perkins	13	669	745	3215	3960	304.6	26	1230	1668	5895	7563	290.9
Wayne Taulapapa	11	111	459	0	459	41.7	19	111	459	0	459	24.2
Brennan Armstrong	6	27	19	196	215	35.8	10	41	93	258	351	35.1
PK Kier	13	32	174	0	174	13.4	38	64	286	0	286	7.5
Mike Hollins	12	21	112	0	112	9.3	12	21	112	0	112	9.3
Lamont Atkins	13	15	73	0	73	5.6	39	20	107	0	107	2.7
Tavares Kelly Jr.	11	5	43	0	43	3.9	24	11	64	0	64	2.7
Joe Reed	12	6	28	0	28	2.3	49	32	158	0	158	3.2
Billy Kemp IV	12	2	7	0	7	0.6	20	2	7	0	7	0.3
Lindell Stone	2	3	-5	12	7	3.5	3	12	-5	38	33	11.0
Jamari Peacock	13	1	4	0	4	0.3	38	2	6	0	6	0.2
Nash Griffin	13	1	0	2	2	0.2	36	2	3	2	5	0.1
TEAM	5	7	-14	0	-14	-2.8						
Total	13	900	1645	3425	5070	390.0						
Opponents	13	833	1690	2967	4657	358.2						

SEASON

CAREER

Scoring	td	fg	PAT				dxp	saf	pts	td	fg	PAT				dxp	saf	pts
			kick	rush	rcv	pass						kick	rush	rcv	pass			
Brian Delaney	-	20-24	46-48	-	-	-	-	-	106	-	32-40	71-73	-	-	-	-	-	167
Wayne Taulapapa	12	-	-	-	-	-	-	-	72	12	-	-	-	-	-	-	-	72
Bryce Perkins	11	-	-	1-1	-	0-1	-	-	68	20	-	-	1-1	-	1-2	-	-	122
Joe Reed	8	-	-	-	-	-	-	-	48	21	-	-	-	-	-	-	-	126
Hasise Dubois	4	-	-	-	-	-	-	-	24	10	-	-	-	-	-	-	-	60
Mike Hollins	3	-	-	-	-	-	-	-	18	3	-	-	-	-	-	-	-	18
Terrell Jana	2	-	-	-	-	-	-	-	12	3	-	-	-	-	-	-	-	18
Dontayvion Wicks	1	-	-	-	-	-	-	-	6	1	-	-	-	-	-	-	-	6
Zane Zandier	1	-	-	-	-	-	-	-	6	1	-	-	-	-	-	-	-	6
Grant Misch	1	-	-	-	-	-	-	-	6	1	-	-	-	-	-	-	-	6
Nick Grant	1	-	-	-	-	-	-	-	6	1	-	-	-	-	-	-	-	6
Eli Hanback	1	-	-	-	-	-	-	-	6	2	-	-	-	-	-	-	-	12
Chris Sharp	1	-	-	-	-	-	-	-	6	4	-	-	-	-	-	-	-	24
Billy Kemp IV	1	-	-	-	-	-	-	-	6	1	-	-	-	-	-	-	-	6
Tavares Kelly Jr.	1	-	-	-	-	-	-	-	6	1	-	-	-	-	-	-	-	6
Lamont Atkins	1	-	-	-	-	-	-	-	6	1	-	-	-	-	-	-	-	6
PK Kier	1	-	-	-	-	-	-	-	6	1	-	-	-	-	-	-	-	6
Terrell Chatman	1	-	-	-	-	-	-	-	6	1	-	-	-	-	-	-	-	6
Tanner Cowley	1	-	-	-	-	-	-	-	6	1	-	-	-	-	-	-	-	6
Justin Duenkel	-	-	1-1	-	-	-	-	-	1	-	-	1-1	-	-	-	-	-	1
TEAM	-	-	-	0-1	-	-	-	-	0	-	-	-	-	-	-	-	-	-
Total	52	20-24	47-49	1-2	-	0-1	-	-	421	-	-	-	-	-	-	-	-	-
Opponents	44	12-18	44-44	-	-	-	-	-	344	-	-	-	-	-	-	-	-	-

Punt Returns	no.	yds	avg	td	lg	no.	yds	avg	td	lg
Billy Kemp IV	23	137	6.0	0	22	26	168	6.5	0	22
Chuck Davis	2	12	6.0	0	12	21	85	4.0	0	27
Noah Taylor	1	2	2.0	0	0	1	2	2.0	0	0
Hasise Dubois	0	7	0.0	0	7	0	7	0.0	0	7
Total	26	158	6.1	0	22	-	-	-	-	-
Opponents	9	127	14.1	0	35	-	-	-	-	-

Kick Returns	no.	yds	avg	td	lg	no.	yds	avg	td	lg
Joe Reed	22	764	34.7	2	100	104	3010	28.9	5	100
Seneca Milledge	8	206	25.8	0	41	8	206	25.8	0	41
Tavares Kelly Jr.	8	179	22.4	0	40	11	229	20.8	0	40
Tanner Cowley	2	23	11.5	0	14	2	23	11.5	0	14
Total	40	1172	29.3	2	100	-	-	-	-	-
Opponents	19	477	25.1	0	52	-	-	-	-	-

Interceptions	no.	yds	avg	td	lg	no.	yds	avg	td	lg
Joey Blount	3	66	22.0	0	37	5	97	19.4	0	37
Noah Taylor	2	0	0.0	0	0	2	0	0.0	0	0
De'Vante Cross	2	87	43.5	0	52	3	87	29.0	0	52
Brenton Nelson	1	17	17.0	0	17	6	51	8.5	0	18
Nick Grant	1	85	85.0	1	85	1	85	85.0	1	85
Matt Gahm	1	2	2.0	0	2	1	2	2.0	0	2
Zane Zandier	1	22	22.0	1	22	1	22	22.0	1	22
Total	11	279	25.4	2	85	-	-	-	-	-
Opponents	14	115	8.2	1	47	-	-	-	-	-

Fumble Returns	no.	yds	avg	td	lg	no.	yds	avg	td	lg
Eli Hanback	0	0	0.0	1	0	1	19	19.0	2	14
Total	0	0	0.0	1	0	-	-	-	-	-
Opponents	2	71	35.5	1	48	-	-	-	-	-

SEASON

CAREER

All Purpose	g	rush	rcv	pr	kr	ir	total	avg/g	g	rush	rcv	pr	kr	ir	total	avg/g
Joe Reed	12	28	627	0	764	0	1419	118.2	49	158	1413	0	3010	0	4581	93.5
Hasise Dubois	13	0	979	7	0	0	986	75.8	50	0	1776	7	32	0	1815	36.3
Terrell Jana	13	0	760	0	0	0	760	58.5	38	0	932	0	0	0	932	24.5
Bryce Perkins	13	745	0	0	0	0	745	57.3	26	1668	9	0	0	0	1677	64.5
Wayne Taulapap	11	459	23	0	0	0	482	43.8	19	459	23	0	0	0	482	25.4
Billy Kemp IV	12	7	287	137	0	0	431	35.9	20	7	287	168	0	0	462	23.1
Tavares Kelly Jr.	11	43	152	0	179	0	374	34.0	24	64	273	143	229	0	709	29.5
Tanner Cowley	13	0	251	0	23	0	274	21.1	47	0	335	0	23	0	358	7.6
Seneca Milledge	3	0	0	0	206	0	206	68.7	3	0	0	0	206	0	206	68.7
PK Kier	13	174	0	0	0	0	174	13.4	38	286	0	0	14	0	300	7.9
Lamont Atkins	13	73	61	0	0	0	134	10.3	39	107	73	0	0	0	180	4.6
Mike Hollins	12	112	0	0	0	0	112	9.3	12	112	0	0	0	0	112	9.3
Terrell Chatman	9	0	104	0	0	0	104	11.6	9	0	104	0	0	0	104	11.6
De'Vante Cross	13	0	0	0	0	87	87	6.7	39	27	28	0	0	87	142	3.6
Nick Grant	13	0	0	0	0	85	85	6.5	37	0	0	0	0	85	85	2.3
Joey Blount	13	0	0	0	0	66	66	5.1	37	0	0	0	0	97	97	2.6
Dontayvion Wick	9	0	61	0	0	0	61	6.8	9	0	61	0	0	0	61	6.8
Hayden Mitchell	13	0	51	0	0	0	51	3.9	18	0	51	0	0	0	51	2.8
Charles Snowde	13	0	24	0	0	0	24	1.8	36	0	24	0	0	23	47	1.3
Zane Zandier	13	0	0	0	0	22	22	1.7	37	0	0	0	0	22	22	0.6
Chris Sharp	12	0	21	0	0	0	21	1.8	50	48	55	0	73	0	176	3.5
Brennan Armstro	6	19	0	0	0	0	19	3.2	10	93	0	0	0	0	93	9.3
Dejon Brissett	11	0	18	0	0	0	18	1.6	11	0	18	0	0	0	18	1.6
Brenton Nelson	8	0	0	0	0	17	17	2.1	34	0	0	0	0	51	51	1.5
Chuck Davis	3	0	0	12	0	0	12	4.0	49	0	0	85	0	0	85	1.7
Grant Misch	13	0	6	0	0	0	6	0.5	14	0	6	0	0	0	6	0.4
Jamari Peacock	13	4	0	0	0	0	4	0.3	38	6	18	0	0	0	24	0.6
Noah Taylor	13	0	0	2	0	0	2	0.2	22	0	0	2	0	0	2	0.1
Matt Gahm	13	0	0	0	0	2	2	0.2	33	0	0	0	0	2	2	0.1
Lindell Stone	2	-5	0	0	0	0	-5	-2.5	3	-5	0	0	0	0	-5	-1.7
TEAM	5	-14	0	0	0	0	-14	-2.8								
Total	13	1645	3425	158	1172	279	6679	513.8								
Opponents	13	1690	2967	127	477	115	5376	413.5								

Field Goals	att	good	long	blkd	att	good	long	blkd
Brian Delaney	24	20	49	2	40	32	49	2
Total	24	20	49	2				
Opponents	18	12	53	0				

Punting	no.	yds	avg	lg	blk	no.	yds	avg	lg	blk
Nash Griffin	51	2101	41.2	78	0	51	2101	41.2	78	0
Total	51	2101	41.2	78	0					
Opponents	61	2450	40.2	59	1					

Kickoffs	no.	yds	avg	tb	ob	no.	yds	avg	tb	ob
Brian Delaney	81	5041	62.2	55	3	209	13092	62.6	122	6
Justin Duenkel	1	65	65.0	1	0	1	65	65.0	1	0
Total	82	5106	62.3	56	3					
Opponents	67	4134	61.7	27	0					

SEASON													CAREER												
##	Defensive Leaders	gp	ua	a	total	tfl	sack	int	pbu	fr	ff	blk	gp	ua	a	total	tfl	sack	int	pbu	fr	ff	blk		
33	Zane Zandier	13	42	53	95	11.5	5.0	1	5	.	.	.	37	71	90	161	16.5	7.0	1	6	.	.	.		
29	Joey Blount	13	55	35	90	6.5	3.5	3	2	1	.	.	37	108	81	189	12.0	3.5	5	6	1	2	.		
4	Jordan Mack	13	36	33	69	8.5	7.5	.	.	.	2	.	47	120	169	289	25.5	14.5	.	1	.	6	.		
11	Charles Snowden	13	33	34	67	10.0	4.0	.	4	1	.	.	36	63	78	141	19.5	8.0	2	13	2	2	2		
15	De'Vante Cross	13	32	22	54	4.0	1.0	2	5	.	.	.	39	40	30	70	4.0	1.0	3	5	.	.	.		
14	Noah Taylor	13	32	20	52	11.5	7.0	2	2	.	1	1	22	32	20	52	11.5	7.0	2	2	.	1	1		
1	Nick Grant	13	31	17	48	1.5	0.5	1	7	.	.	.	37	35	19	54	1.5	0.5	1	7	.	.	.		
7	Chris Moore	8	13	22	35	1.0	0.5	.	2	.	.	.	31	38	52	90	4.0	0.5	1	6	.	.	.		
56	Matt Gahm	13	15	20	35	5.5	1.5	1	3	.	.	.	33	21	25	46	7.0	3.0	1	4	.	.	.		
58	Eli Hanback	13	15	18	33	8.5	4.5	.	.	2	.	.	51	69	104	173	21.5	9.0	.	1	5	.	.		
94	Aaron Faumui	13	12	17	29	8.0	4.0	.	2	.	.	.	25	15	21	36	9.0	5.0	.	2	.	1	.		
23	Heskin Smith	8	20	8	28	0.5	.	.	2	.	.	.	16	20	9	29	0.5	.	.	2	.	.	.		
42	Nick Jackson	13	9	15	24	1.0	0.5	13	9	15	24	1.0	0.5		
91	Mandy Alonso	13	8	13	21	5.5	2.0	.	2	2	1	.	33	17	39	56	8.5	4.0	.	2	2	1	.		
34	Bryce Hall	6	13	7	20	3.0	1.0	.	4	.	.	.	44	98	56	154	9.5	4.0	5	39	2	3	.		
16	Richard Burney	13	6	14	20	2.5	1.0	.	1	.	.	.	40	13	17	30	5.0	1.0	.	1	.	1	.		
99	Jowon Briggs	12	5	14	19	3.0	1.0	12	5	14	19	3.0	1.0		
28	Brenton Nelson	8	12	7	19	1.0	.	1	2	.	.	.	34	72	52	124	4.5	.	6	16	.	.	.		
22	Robert Snyder	4	3	10	13	0.5	16	24	42	66	2.0	1.0		
17	Elliott Brown	7	1	7	8	0.5	0.5	30	3	12	15	2.5	2.0	1	.	.	.	1		
30	Antonio Clary	5	2	2	4	0.0	5	2	2	4	0.0		
5	Lamont Atkins	13	2	2	4	0.0	39	8	5	13	0.0		
41	Darnell Pratt	7	2	1	3	0.0	7	2	1	3	0.0		
92	Tenyeh Dixon	8	2	1	3	0.0	8	2	1	3	0.0		
95	Ben Smiley III	2	1	2	3	0.0	2	1	2	3	0.0		
83	Hayden Mitchell	13	2	1	3	0.0	18	2	1	3	0.0		
87	Dontayvion Wicks	9	2	1	3	0.0	9	2	1	3	0.0		
25	Joseph White	8	.	2	2	0.0	11	.	2	2	0.0		
3	Bryce Perkins	13	2	.	2	0.0	26	4	.	4	0.0		
81	Nash Griffin	13	2	.	2	0.0	36	2	.	2	0.0		
38	T.C. Harrison	5	1	1	2	0.0	5	1	1	2	0.0		
20	Mike Hollins	12	2	.	2	0.0	12	2	.	2	0.0		
85	Grant Misch	13	1	1	2	0.0	14	2	1	3	0.0		
78	Josh Ahern	3	.	2	2	0.0	3	.	2	2	0.0		
21	Wayne Taulapapa	11	1	.	1	0.0	19	2	.	2	0.0		
37	Perris Jones	9	.	1	1	0.0	25	1	1	2	0.0		
44	Tanner Cowley	13	1	.	1	0.0	47	3	.	3	0.0		
72	Ryan Swoboda	9	.	1	1	0.0	22	.	1	1	0.0		
70	Bobby Haskins	13	.	1	1	0.0	26	.	1	1	0.0		
66	Jairus Satiu	12	.	1	1	0.0	12	.	1	1	0.0		
69	Chris Glaser	13	.	1	1	0.0	31	.	1	1	0.0		
6	PK Kier	13	1	.	1	0.0	38	3	.	3	0.0		
96	Seneca Milledge	3	.	1	1	0.0	3	.	1	1	0.0		
2	Joe Reed	12	1	.	1	0.0	49	10	7	17	0.0		
8	Hasise Dubois	13	1	.	1	0.0	50	3	.	3	0.0		
39	Jaylon Baker	5	1	.	1	0.0	5	1	.	1	0.0		
Total		13	420	408	828	94	45	11	43	6	4	1													
Opponents		13	490	423	913	74	38	14	49	6	12	2													

GAME 1 • UVA 30, Pitt 14 Aug. 31 • Pittsburgh, Pa.

Game Notes

- UVA is 4-8 all-time against Pitt.
- UVA is 83-38-9 all-time in season openers.
- UVA is 27-39 all-time in ACC openers.
- UVA is 4-0 under Bronco Mendenhall in ACC openers.
- Virginia blocked a punt for the first time since 2017 at Miami.
- QB Bryce Perkins finished with two passing touchdowns. He has thrown for multiple touchdowns in 13-of-14 career games.
- PK Brian Delaney tied a career high with three field goals (39, 36, 45).
- OLB Matt Gahm made his first career interception in the third quarter. It led to a touchdown pass from Bryce Perkins to Hasise Dubois. It was the first interception by a UVA linebacker since Charles Snowden at Virginia Tech in 2018.
- WR Joe Reed finished with a career-high seven receptions.
- TB Wayne Taulapapa carried the ball for the first time in his career, finishing with 66 rushing yards on 10 carries and a touchdown.
- S Joey Blount recorded his first career sack in the third quarter. It forced fourth down, which resulted in a missed 50-yard field goal by Pitt. He recorded a second sack in the fourth quarter.
- Blount recorded his first interception of the year and third of his career in the fourth quarter the very next play after his sack.
- OLB Noah Taylor blocked the first punt of his career in the first quarter. It was the first UVA blocked punt since Charles Snowden at Miami in 2017.
- TB Chris Sharp caught his third career touchdown reception in the first quarter on a two-yard scoring strike.
- P Nash Griffin made the first punt of his career in the first quarter for 41 yards and the ball was fair caught inside the 20-yard line.
- WR Terrell Chatman had a career-long 33-yard reception in the second quarter.
- OL Dillon Reinkensmeyer made his first career start at RT. He has now made starts in four of the five offensive line spots. He has made starts at left tackle (2), center (21), right guard (1) and right tackle (1).
- With Jowon Briggs starting at defensive tackle, UVA has started a true freshman on the defensive line in the season opener for the second year in a row. Jordan Redmond did so last season against Richmond.

Score by Quarters:

Virginia	10	3	10	7	—	30
Pitt	0	14	0	0	—	14

Scoring Summary:

1st	08:17	VA	Brian Delaney 39 yd field goal	11 plays, 53 yds, 6:13	VA 7 - UP 0
	06:11	VA	Chris Sharp 2 yd pass from Perkins	3-19, 1:31	VA 10- UP 0
2nd	13:29	UP	Davis, A. 2 yd run	7-85-2:26	VA 10- UP 7
	10:19	VA	Brian Delaney, 36 yd field goal	8-6 3:10	UVA 13- UP 7
	00:38	UP	Tipton, 3 yd pass from Pickett	14-80 5:34	VA 13- UP-14
3rd	11:54	VA	Brian Delaney, 45 yd field goal	10-47-3:06	VA 16- UP 14
	08:23	VA	Hasise Dubois 13 yd pass from Perkins	5-29 3:13	UVA 23- UP 14
	00:32	VA	Wayne Taulapapa 10 yd run	5-27 3:06	UVA 30 - UP 14

Attendance— 47,144

	UVA	UP		UVA	UP
First Downs	20	15	Punts (Number-Avg)	4-45.5	5-34.4
Rushes-Yards (Net)	129	78	Fumbles-Lost	2-0	0-0
Passing Yards (Net)	181	185	Penalties-Yards	3-35	5-51
Passes Comp-Att-Int	20-34-0	21-41-2	Possession Time	34:16	25:44
Total Offense Plays-Yards	67-310	71-263	Third-Down Conversions	8 of 15	7 of 16
Fumble Returns-Yards	0-0	0-0	Fourth-Down Conversions	0 of 0	0 of 1
Punt Returns-Yards	4-182	5-172	Red-Zone Scores-Chances	5-5	2-5
Kickoff Returns-Yards	3-194	7-425	Sacks By: Number-Yards	4-28	3-18
Interception Returns-Yards	0-0	2-11			

RUSHING: PITT - AJ Davis 8-27; Todd Sibley Jr. 7-24; Kenny Pickett 12-44; V'Lique Carter 1-8; Vincent Davis 2-6 **VIRGINIA**- Wayne Taulapapa 10-66; Bryce Perkins 18-70; PK Kier 5-20

PASSING: PITT- Kenny Pickett 21-41-2-185 **VIRGINIA**- Bryce Perkins 20-34-0-181

RECEIVING: PITT- AJ Davis 2065; Maurice Ffrench 6-54; Taysir Mack 6-33; Tre Tipton 3-26; Will Gragg 3-4; V'Lique Carter 1-3. **VIRGINIA**-Hasise Dubois 4-45; Joe Reed 7-34; Terrell Chatman 1-33; Terrell Jana 3-29; Tanner Crowley 2-27; Chris Sharp 2-8; Wayne Taulapapa 1-5.

GAME 2 • UVA 52, William & Mary 17 Sept. 6 • Charlottesville, Va.

Game Notes

- UVA is 30-6-1 all-time against William & Mary.
- UVA is 24-4 all-time against William & Mary at home.
- UVA scored 21 points in the first quarter for the first time since the 2018 Ohio game in Nashville.
- UVA's 35 points in the first half are tied for No. 9 all-time for the first half in UVA history.
- UVA scored in all three phases of the game (offense, defense, special teams) for the first time since Sept. 21, 2002 against Akron.
- Virginia scored 50+ points in a game for the first time since beating Temple in 2005, 51-3.
- Virginia has scored on each of its opening drives in the first and second halves in both games this season. At Pitt UVA scored field goals in its opening possessions of each half. Against William & Mary, UVA tallied touchdowns.
- UVA's defense has not allowed an offensive touchdown in 10 of the last 12 quarters played.
- UVA did not punt in a game for the first time since 1989 against Duke.
- CB Nick Grant collected his first career interception in the first quarter. He returned it 85 yards for a touchdown. It was the third-longest return in UVA program history.
- Grant's interception for a touchdown was the first by a Cavalier since Quin Blanding returned one 58 yards against Duke in 2017.
- WR Joe Reed had a 100-yard kickoff return for a touchdown in the second quarter, tying the program record for longest kick return for a touchdown. He is the fourth Cavalier to return a kick 100 yards for a touchdown and first since Marquis Week in 2004 against North Carolina.
- Reed extends his UVA career record for kick returns for a touchdown to four.
- With two kick returns for a TD in 2017 and one in 2018, Reed is the only UVA player to return a kick for a touchdown in three separate seasons.
- WR Terrell Chatman finished the game with a career-high three receptions. He hauled in his first Virginia touchdown on a 15-yard scoring strike from Bryce Perkins. It was the second career touchdown of Chatman's career. He tallied one last year against UTSA for Arizona State.
- WR Billy Kemp IV had a career-long 18-yard punt return in the first quarter.
- Kemp made his first career reception in the second quarter on a 15-yard haul.
- TB PK Kier had a career-long rush of 18 yards in the first quarter.
- TB Mike Hollins rushed for his first career touchdown in the third quarter on his first career rush. He is the first Cavalier to accomplish that feat since Jordan Ellis in 2015 against William & Mary.
- WR Hayden Mitchell made his first career catch in the fourth quarter. The reception went for 28 yards.

Score by Quarters:

William & Mary	0	3	7	7	—	17
Virginia	21	14	7	10	—	52

Scoring Summary:

1st	09:37	VA	Joe Reed 40 yd pass from Perkins	6-69 3:22	VA 7 - WM 0
	06:53	VA	Nick Grant 85 yd interception return	VA 14 - WM 0	
	01:37	VA	Bryce Perkins 7 yd run	7-45 3:23	VA 21 - WM 0
2nd	11:56	VA	Terrell Chatman 15 yd pas from Perkins	5-52 2:09	VA 28 - WM 0
	9:06	WM	Jake Johnston 40 yd field goal	4-10 0:49	VA 28 - WM 3
	08:51	VA	Joe Reed 100 yd kickoff return	VA 35 - WM 3	
3rd	09:30	VA	Mike Hollins 9 yd run	10-70 5:30	VA 42 - WM 3
	02:55	WM	Arman Jones 47 yd interception return	VA 42 - WM 10	
4th	14:22	VA	Brian Delaney 34 yd field goal	7-45 3:25	VA 45 - WM 10
	12:20	WM	A. Funderburke 2 yd run	7-75 2:02	VA 45 - WM 17
	9:06	VA	Mike Hollins 1 yd run	6-64 3:14	VA-52 - WM 17

Attendance— 45,250

	WM	UVA		WM	UVA
First Downs	8	25	Punts (Number-Avg)	7-277	0-0
Rushes-Yards (Net)	63	216	Fumbles-Lost	0-0	1-1
Passing Yards (Net)	130	295	Penalties-Yards	4-20	3-31
Passes Comp-Att-Int	5-13-1	25-36-3	Possession Time	23:19	36:41
Total Offense Plays-Yards	48-193	71-511	Third-Down Conversions	1 of 11	9 of 14
Fumble Returns-Yards	0-0	0-0	Fourth-Down Conversions	0 of 1	0 of 0
Punt Returns-Yards	0-0	5-39	Red-Zone Scores-Chances	2-3	5-7
Kickoff Returns-Yards	4-218	4-151	Sacks By: Number-Yards	0-0	7-41
Interception Returns-Yards	3-57	1-85			

RUSHING: WM - A. Funderburke 5-33; Owen Wright 10-16; Jaret Anderson 3-10; Hollis Mathis 15-37; Kilton Anderson 1-0; Ted Hefter 1-0. **VIRGINIA**- Mike Hollins 11-78; Bryce Perkins 7-68; PK Kier 6-45; Brennan Armstrong 3-17; Tavares Kelly Jr. 1-9; Lamont Atkins 3-5; Chris Sharp 1-4; Billy Kemp IV 1-0. **PASSING: WM**- Kilton Anderson 4--8-0-103; Hollis Mathis 0-4-1-0; Kane Everson 1-1-0-27; Ted Hefter 0-0-0-0. **VIRGINIA**- Bryce Perkins 16-26-2-192; Brennan Armstrong 9-10-1-103. **RECEIVING: WM**- Zach Burdick 2-65; Brandon Battle 1-39; Tyler Klaus 1-16; Donavyn Lester 1-10. **VIRGINIA**- Joe Reed 4-58; Tavares Kelly Jr. 4-1; Hasise Dubois 3-50; Terrell Chatman 3-44; Billy Kemp IV 3-34; Hayden Mitchell 2-49; Terrell Jana 2-35; Chris Sharp 2-13; Tanner Cowley 1-6; Lamont Atkins 1-5.

GAME 3 • UVA 31, Florida State 24
Sept. 14 • Charlottesville, Va.

Game Notes

- UVA is 4-15 all-time against Florida State.
 - UVA is 3-6 all-time against FSU at Scott Stadium.
 - UVA has started a season 3-0 for the first time since 2005 when the Cavaliers also started 3-0.
 - UVA is 2-0 to start ACC play for the first time since 2017 and for the second time in four seasons under Bronco Mendenhall.
 - Ranked No. 25 by the Associated Press this week, UVA won a game as a ranked team for the first time since winning at Miami (48-0) in 2007 as the nation's No. 23 team per the AP.
 - UVA held FSU to a season-low 329 yards of total offense.
 - UVA's defense has not allowed an offensive touchdown in 8-of-12 quarters this season.
 - UVA is 62-47-1 all-time in night games, including 6-4 under Bronco Mendenhall.
- In the first quarter Brian Delaney booted a career-long 49-yard field goal. His previous long was 46 yards against Miami in 2018.
- Terrell Jana finished with a career-high seven receptions and a career-high 85 receiving yards.
 - Bryce Perkins finished the game with 295 passing yards. It was the first time this season and eighth time in his career he has thrown for 200+ yards.
 - Perkins finished the game with one passing touchdown. He has thrown for at least one touchdown in 15 of his 16 career games with Virginia.
 - Perkins finished with a career-high 30 completions and a career-high 41 pass attempts.
 - Perkins was 17-19 in the second half, including 16 consecutive completions.
 - Joe Reed set a career high with eight receptions.
 - Wayne Taulapapa rushed for a career-high three touchdowns.
 - Taulapapa is the first Cavalier to rush for three touchdowns since Jordan Ellis against Ohio last year.
 - Hasise Dubois had a career-long 35-yard reception in the fourth quarter on UVA's winning touchdown drive.

Score by Quarters:

Florida State	0	14	3	7	—	24
Virginia	3	7	0	21	—	31

Scoring Summary:

1st	00:45	VA	Brian Delaney 49 yd field goal 9-48 4:35 VA 3 - FS 0
2nd	12:21	FS	Gabe Nabers 10 yd pass from Blackman 3-39 0:48 VA 3 - FS 7
	08:58	VA	Wayne Taulapapa 3 yd run 6-75 3:23 VA 10 - FS 7
	00:38	FS	Cam Akers 3 yd pass from Blackman 8-87 2:45 VA 10 - FS 14
3rd	05:48	FS	Ricky Aguayo 53 yd field goal 6-23 1:59 VA 10 - FS 17
4th	14:15	VA	Joe Reed 12 yd pass from Perkins 11-75 6:33 VA 17 - FS 17
	11:42	FS	Keyshawn Helton 17 yd pass from Blackman 8-75 2:33 VA 17 - FS 24
	06:02	VA	Wayne Taulapapa 1 yd run (Delaney kick failed) 11-75 5:40 VA 23 - FS 24
	02:34	VA	Wayne Taulapapa 2 yd run (Perkins rush) 5-72 2:20 VA 31 - FS 24

Attendance— 57,826

	FS	UVA		FS	UVA
First Downs	21	27	Punts (Number-Avg)	6-254	4-170
Rushes-Yards (Net)	95	120	Fumbles-Lost	0-0	0-0
Passing Yards (Net)	234	295	Penalties-Yards	10-83	9-97
Passes Comp-Att-Int	22-37-0	30-40-2	Possession Time	20:16	39:44
Total Offense Plays-Yards	66-329	72-415	Third-Down Conversions	7 of 16	5 of 12
Fumble Returns-Yards	0-0	0-0	Fourth-Down Conversions	0 of 0	1 of 1
Punt Returns-Yards	0-0	2-0	Red-Zone Scores-Chances	3-4	4-5
Kickoff Returns-Yards	0-0	1-35	Sacks By: Number-Yards	2-10	3-14
Interception Returns-Yards	2-0	0-0			

RUSHING: FS - Cam Akers 18-83; Khalan Laborn 3-36; Keyshawn Helton 1-5; James Blackman 6-3. **VIRGINIA:** Wayne Taulapapa 18-54; Bryce Perkins 12-58; Joe Reed 1-22; PK Kier 1-0. **PASSING:** FS - James Blackman 22-37-0-234. **VIRGINIA:** Bryce Perkins 30-40-2-295. **RECEIVING:** FS - Keyshawn Helton 5-34; Tamorrion Terry 4-78; Tre' McKitty 4-70; Cam Akers 3-9; Khalan Laborn 2-11; Ontario Wilson 2-4; Tre'Shaun Harrison 1-18; Gabe Nabers 1-10. **VIRGINIA:** Joe Reed 8-83; Terrell Jana 7-85; Hasise Dubois 7-75; Tanner Cowley 3-21; Lamont Atkins 3-11; Billy Kemp IV 2-20.

GAME 4 • UVA 28, Old Dominion 17
Sept. 21 • Charlottesville, Va.

Game Notes

- Saturday was the first game in the football series between UVA and Old Dominion.
- Virginia has returned two interceptions for touchdowns this season.
- UVA trailed ODU 17-0 at the half. It was Virginia's biggest comeback since trailing 21-0 versus North Carolina at the half in 2002.
- Virginia improved to 4-0 with the win over ODU, the first 4-0 start to a season by the Cavaliers since the 2004 team started 5-0.
- Virginia's defense held Old Dominion to 46 total yards of offense in the second half.
- ILB Jordan Mack extended his FBS-leading active sack streak to six games. He shares the lead with Ohio State's DL Chase Young. Mack finished the game with one sack and currently has 7.0 sacks during his current streak.
- ILB Zane Zandier intercepted his first career pass in the third quarter and returned it 22 yards for a touchdown. It is the second UVA interception by a linebacker this season (Matt Gahm at Pitt).
- Zandier's INT is the first pick-six by a UVA linebacker since Byron Thweatt returned an interception 53 yards against Virginia Tech in 1998.
- With 40 receiving yards, WR Joe Reed becomes the 40th Cavalier all-time to reach 1,000-career receiving yards. He reached the plateau on his 25-yard receiving touchdown in the fourth quarter.
- TB Wayne Taulapapa put UVA up in the fourth quarter with his fifth rushing touchdown of the season on a seven-yard scamper.
- With one passing touchdown and one rushing touchdown, QB Bryce Perkins has rushed and passed for a touchdown in a game for the eighth time in his UVA career.
- RB Lamont Atkins had a career-long 34-yard reception in the fourth quarter.

Score by Quarters:

ODU	10	7	0	0	—	17
Virginia	0	7	7	14	—	28

Scoring Summary:

1st	07:22	ODU	Nick Rice 21 yd field goal, 11-74 7:38 VA 0 - ODU 3
	03:37	ODU	Stone Smartt 10 yd run 5-48 2:00 VA 0 - ODU 10
2nd	10:32	ODU	Matt Geiger 47 yd pass from Smartt 9-89 4:50 VA 0 - ODU 17
	06:57	VA	Bryce Perkins 8 yd run 6-33 3:35 VA 7 - ODU 17
3rd	10:00	VA	Zane Zandier 22 yd interception return VA 14 - ODU 17
4th	10:16	VA	Wayne Taulapapa 7 yd run 2-29 0:38 VA 21 - ODU 17
	07:33	VA	Joe Reed 25 yd pass from Perkins 3-58 1:26 VA 28 - ODU 17

Attendance— 44,573

	ODU	UVA		ODU	UVA
First Downs	16	14	Punts (Number-Avg)	6-41.7	6-36.3
Rushes-Yards (Net)	64	69	Fumbles-Lost	0-0	0-0
Passing Yards (Net)	206	175	Penalties-Yards	5-40	7-70
Passes Comp-Att-Int	16-26-1	15-24-0	Possession Time	35:16	24:44
Total Offense Plays-Yards	70-270	53-244	Third-Down Conversions	4 of 16	1 of 11
Fumble Returns-Yards	0-0	0-0	Fourth-Down Conversions	3 of 5	1 of 2
Punt Returns-Yards	0-0	2-10	Red-Zone Scores-Chances	2-2	2-3
Kickoff Returns-Yards	2-42	4-119	Sacks By: Number-Yards	2-18	6-34
Interception Returns-Yards	2-0	1-22			

RUSHING: ODU - Kesean Strong 13-42; Lala Davis 4-15; Blake Watson 6-14; Matt Geiger 1-7; Robert Washington 4-4; Stone Smartt 16-23. **VIRGINIA:** Bryce Perkins 14-54; Wayne Taulapapa 11-33; PK Kier 2-6; Tavares Kelly Jr. 1-1; Lindell Stone 1- (-5). **PASSING:** ODU Stone Smartt 16-26-1-206. **VIRGINIA:** Bryce Perkins 15-24-0-175. **RECEIVING:** ODU - Kesean Strong 4-39; Marcus Joyner 3-32; Jake Herslow 2-34; Lala Davis 2- (-9); Matt Geiger 1-47; Chris Cunningham 1-26; Blake Watson 1-25; Donta Anthony 1-8; Eric Kumah 1-4. **VIRGINIA:** Joe Reed 4-40; Terrell Jana 3-25; Tavares Kelly Jr. 2-23; Hasise Dubois 2-21; Billy Kemp IV 2-10; Lamont Atkins 1-34; Tanner Cowley 1-22.

GAME 5 • Notre Dame 35, UVA 20 Sept. 28 • Notre Dame, Ind.

Game Notes

- UVA is 0-3 all-time against Notre Dame.
- Entering the game Notre Dame only allowed one passing touchdown. Virginia finished with two passing touchdowns.
- UVA's drive that ended up with a 32-yard Brian Delaney field goal in the second quarter was 16 plays and took 7:11 off the clock. Both are season highs for drive plays and drive time of possession.
- UVA started the second half with an on-side kick recovered by Bryce Hall. It was the first recovered on-side kick by UVA since the 2018 NC State game. Previously, UVA had not recovered an on-side kick since the 1998 Peach Bowl.
- QB Bryce Perkins has connected for at least two passing touchdowns for the third time this season and for the twelfth time in 18 career games.
- Perkins threw for 235 yards in the first half, which is the second most he has thrown in a half during his career (vs. Ohio, 2018).
- Perkins has thrown for 200+ yards for the second time this season and for the ninth time in his career.
- With 143 receiving yards, WR Hasise Dubois became the 41st Cavalier to reach 1,000th career receiving yards.
- Dubois finished with a career-high 143 receiving yards.
- WR Joe Reed had a career high with nine receptions.
- UVA had two players (Dubois and Reed) with 100+ receiving yards in a game for the first time since having three against UConn in 2017.
- Dubois became the 23rd player in program history to reach 100 career receptions.

Score by Quarters:

Virginia	7	10	0	2	—	20
Notre Dame	14	0	14	7	—	35

Scoring Summary:

1st	10:58	VA	Joe Reed 6 yd pass from Perkins 7-69 4:02 VA 7 - ND 0
	04:35	ND	Tony Jones Jr. 5 yd run 13-75 6:23 VA 7 - ND 7
	00:18	ND	C'Bo Flemister 11 yd run 4-54 1:36 VA 7 - ND 14
2nd	08:07	VA	Brian Delaney 32 yd field goal 16-61 7:11 VA 10 - ND 14
	00:43	VA	Hasise Dubois 16 yd pass from Perkins 7-76 1:02 VA 17 - ND 14
3rd	09:20	ND	Tony Jones Jr. 2 yd run 2-7 0:30 VA 17 - ND 21
	01:41	ND	Adetokunbo Ogundej 23 yd fumble recovery VA 17 - ND 28
4th	10:28	ND	Tony Jones Jr. 30 yd run 5-71 2:04 VA 17 - ND 35
	06:28	VA	Brian Delaney 27 yd field goal 12-65 4:00 VA 20 - ND 35

Attendance— 77,622

	UVA	ND		UVA	ND
First Downs	19	19	Punts (Number-Avg)	4-162	6-234
Rushes-Yards (Net)	4	157	Fumbles-Lost	4-3	1-1
Passing Yards (Net)	334	165	Penalties-Yards	6-52	9-50
Passes Comp-Att-Int	30-43-2	17-25-0	Possession Time	33:32	26:28
Total Offense Plays-Yards	338-72	322-62	Third-Down Conversions	4 of 14	6 of 15
Fumble Returns-Yards	0-0	2-71	Fourth-Down Conversions	1 of 2	2 of 2
Punt Returns-Yards	2-17	1-1	Red-Zone Scores-Chances	4-4	3-3
Kickoff Returns-Yards	2-39	1-16	Sacks By: Number-Yards	4-33	8-55
Interception Returns-Yards	0-0	2-0			

RUSHING: VIRGINIA - Wayne Taulapapa 10-35; Joe Reed 1-3; PK Kier 2-0; Bryce Perkins 16-(-29). **NOTRE DAME**- Tony Jones Jr. 18-133; C'Bo Flemister 6-27; Jahmir Smith 3-8; Michael Young 1-2; Ian Book 9-22. **PASSING: VIRGINIA**- Bryce Perkins 30-43-2. **NOTRE DAME**- Ian Book 17-25-0. **RECEIVING: VIRGINIA**- Hasise Dubois 9-143; Joe Reed 9-107; Terrell Jana 4-23; Tanner Cowley 3-34; Billy Kemp IV 3-10; Terrell Chatman 2-17. **NOTRE DAME**- Chase Claypool 6-30; Cole Kimet 4-65; Michael Young 3-19; Chris Fink 2-32; C'Bo Flemister 1-13; Tony Jones Jr. 1-6.

GAME 6 • Miami 17, UVA 9 Oct. 11 • Miami Gardens, Fla.

Game Notes

- UVA won the toss for the second time this season and for the first time since the Pitt game.
- UVA is 7-10 all-time against Miami.
- UVA is 2-6 all-time at Miami.
- UVA is 29-32 all-time coming off a bye week and 2-2 under head coach Bronco Mendenhall
- UVA is 3-2 all-time against Miami when facing the Hurricanes after a bye.
- UVA is 7-12-1 all-time when playing on Friday during the regular season.
- UVA's defense yielded 265 yards of total offense to Miami. It's the sixth time this season UVA has held its opponent to under 400 yards of total offense.
- After giving up 78 yards to Miami on its opening drive of the game, UVA yielded 13 yards the remainder of the first half against the Hurricanes
- With 271 yards of total offense (244 passing, 27 rushing), QB Bryce Perkins became the eighth player in program history to record 5,000 career yards of total offense.
- Perkins finished with 244 passing yards. It is the third time this season and 10th time in his career he has passed for over 200 yards.
- OLB Noah Taylor has a career-high 2.5 tackles for loss.

Score by Quarters:

Virginia	0	3	0	6	—	9
Miami (Fla.)	7	0	0	10	—	17

Scoring Summary:

1st	08:55	UM	DeeJay Dallas 17 yd pass from N'Kosi Perry 11-78 6:05 VA 0 - UM 7
2nd	00:00	VA	Brian Delaney 25 yd field goal 9-57 1:33 VA 3 - UM 7
4th	14:28	VA	Brian Delaney 21 yd field goal 12-64 6:35 VA 6 - UM 7
	10:06	UM	Turner Davidson 19 yd field goal 9-72 4:22 VA 6 - UM 10
	07:39	VA	Brian Delaney 44 yd field goal 7-0 2:27 VA 9 - UM 10
	02:31	UM	N'Kosi Perry yd run 10-75 5:08 VA 9 - UM 17

Attendance— 54,538

	UVA	UM		UVA	UM
First Downs	21	14	Punts (Number-Avg)	3-133	6-275
Rushes-Yards (Net)	74	83	Fumbles-Lost	2-1	0-0
Passing Yards (Net)	244	182	Penalties-Yards	3-20	4-32
Passes Comp-Att-Int	24-41-0	16-27-0	Possession Time	34:19	25:41
Total Offense Plays-Yards	72-318	52-265	Third-Down Conversions	9 of 18	2 of 10
Fumble Returns-Yards	0-0	0-0	Fourth-Down Conversions	0 of 1	1 of 1
Punt Returns-Yards	3-18	0-0	Red-Zone Scores-Chances	3-3	3-3
Kickoff Returns-Yards	3-112	1-21	Sacks By: Number-Yards	3-13	5-28
Interception Returns-Yards	0-0	2-0			

RUSHING: VIRGINIA - Bryce Perkins 17-56; Wayne Taulapapa 8-27; PK Kier 3-14; Mike Hollins 2-7; Lamont Atkins 1-(-1). **MIAMI**- DeeJay Dallas 13-69; N'Kosi Perry 9-31; Cam'Ron Harris 2-14; Brevin Jordan 1-0. **PASSING: VIRGINIA**- Bryce Perkins 24-41-0-0. **MIAMI** N'Kosi Perry 16-27-0-1. **RECEIVING: VIRGINIA**- Hasise Dubois 7-93; Joe Reed 5-33; Terrell Jana 4-39; Tavares Kelly Jr. 2-35; Billy Kemp IV 2-20; Tanner Cowley 2-8; Dejon Brissett 1-1; Lamont Atkins 1-1. **MIAMI** - Michael Harley 3-16; Jeff Thomas 3-14; Brevin Jordan 2-48; Mark Pope 2-30; DeeJay Dallas 2-14.

GAME 7 • UVA 48, Duke 14
Oct. 19 • Charlottesville, Va.

Game Notes

- Virginia and Duke each wore the CFB 150 logo decal on both sides of its helmet to honor the 150th anniversary of college football.
- UVA is 38-33 all-time against Duke.
- UVA is 21-11 all-time against Duke at Scott Stadium.
- UVA's winning streak over Duke increases to five games.
- UVA's 48 points is the most by the Cavaliers in an ACC game since scoring 48 points in a loss at Duke in 2010. It is the most in an ACC win since scoring 48 points at Miami in 2007.
- During the current five-game winning streak against Duke, the Cavaliers have recorded 12 interceptions.
- UVA's defense held its seventh opponent this season under 400 yards of total offense. It is the first time since 1995 that a Cavalier team started the first seven games holding an opponent under 400 yards.
- UVA's defense held Duke to 73 total yards in the first half, while forcing four three-and-outs.
- UVA's offense held the ball for 21:54 in the first half.
- UVA's 24 points in the third quarter rank No. 4 all-time in program history for points scored in the third quarter.
- WR Joe Reed returned two kicks for 138 yards, pushing him past 2700 career kick return yards. He is the only player in FBS history to have 2,700+ kick return yards with a career kick return average of 28+.
- Reed returned his fifth career kick return for a touchdown, going 95 yards, which is tied for the No. 8 in program history. Reed is now tied for No. 9 in FBS history and tied for No. 3 in ACC history with five career kick returns for touchdowns.
- With 179 all-purpose yards, Reed became the ninth Cavalier in program history to record 4,000+ career all-purpose yards.
- SS Brenton Nelson recorded his first interception of the season and the sixth of his career in the second quarter.
- QB Bryce Perkins rushed for three touchdowns. It his is first multi-rushing touchdown game of the season and fourth of his career.
- Perkins was responsible for 152 of UVA's 153 yards of total offense in the first half. He passed for 111 yards and rushed for 41 yards.
- Chris Moore finished the game with a career-high 12 tackles.

Score by Quarters:

Duke	0	0	7	7	—	14
Virginia	0	17	24	7	—	48

Scoring Summary:

2nd	11:10	VA	Bryce Perkins 1 yd run 9-78 4:20 VA 7 - DU 0
	08:01	VA	Brian Delaney 30 yd field goal 4-8 2:13 VA 10 - DU 0
	01:56	VA	Bryce Perkins 1 yd run 8-34 5:12 VA 17 - DU 0
3rd	13:55	VA	Brian Delaney 33 yd field goal 4-5 1:02 VA 20 - DU 0
	08:13	VA	Wayne Taulapapa 3 yd run 8-70 4:04 VA 27 - DU 0
	04:57	DU	Scott Bracey 36 yd pass from Harris 12-75 3:16 VA 27 - DU 7
	04:43	VA	Joe Reed 95 yd kickoff return VA 34 - DU 7
	02:13	VA	Bryce Perkins 3 yd run 5-21 1:41 VA 41 - DU 7
4th	14:54	VA	Wayne Taulapapa 9 yd run 2-40 0:13 VA 48 - DU 7
	02:41	DU	Eli Pancol 23 yd pass from Katrenick 8-65 4:17 VA 48 - DU 14

Attendance— 52,847

	UVA	DU		UVA	DU
First Downs	17	14	Punts (Number-Avg)	3-113	4-156
Rushes-Yards (Net)	154	132	Fumbles-Lost	0-0	3-3
Passing Yards (Net)	153	118	Penalties-Yards	2-30	5-55
Passes Comp-Att-Int	14-28-2	15-30-2	Possession Time	34:29	25:31
Total Offense Plays-Yards	69-307	71-250	Third-Down Conversions	7 of 15	2 of 14
Fumble Returns-Yards	0-0	0-0	Fourth-Down Conversions	1 Of 2	3 of 6
Punt Returns-Yards	1-2	1-6	Red-Zone Scores-Chances	7-9	0-0
Kickoff Returns-Yards	2-138	2-46	Sacks By: Number-Yards	1-10	2-11
Interception Returns-Yards	2-37	2-20			

RUSHING: VIRGINIA - Wayne Taulapapa 14-77; Bryce Perkins 22-62; Tavares Kelly Jr. 1-17; Lamont Atkins 1-5; TEAM 2-(-3); Joe Reed 1-(-4) **DUKE**- Quentin Harris 8-37; Deon Jackson 12-35; Elijah Deveaux; Austin Parker 2-17; Eli Pancol 1-8; Chris Katrenick 3-7; Mateo Durant 5-7; Jalon Calhoun 1-2; Jaylen Coleman 3-1. **PASSING: VIRGINIA**- Bryce Perkins 13-26-1-0; Lindell Stone 1-2-1-0. **DUKE**: Quentin Harris 13-26-2-1; Chris Katrenick 2-4-0-1. **RECEIVING: VIRGINIA**- Joe Reed 4-45; Hasise Dubois 4-62; Billy Kemp IV 2-2; Tanner Cowley 1-19; Terrell Jana 1-13; Dontayvion Wicks 1-12. **DUKE** -Jalon Calhoun 4-3; Noah Gray 3-12; Scott Bracey 2-43; Eli Pancol 2-33; Mateo Durant 2-5; Aaron Young 1-15; Jake Marwede 1-7,

GAME 8 • Louisville 28, UVA 21
Oct. 26 • Louisville, Ky.

Game Notes

- UVA is 3-5 all-time against Louisville.
- UVA is 0-4 all-time at Louisville.
- Virginia scored on its opening drive of the game for the fourth time this season. It was the third touchdown UVA scored this season on its opening drive.
- UVA held its eighth opponent this season under 400 yards of total offense.
- UVA's 78-yard punt in the second quarter coming into to today is the longest in the nation this season.
- UVA's defense gave up 187 yards of total offense in the first half with 125 of those yards coming on two plays.
- WR Joe Reed surpassed 100 career receptions in the game. He is 24th Cavalier in program history to reach 100 career catches. He is the 22nd Cavalier in program history to have 100 career receptions and 1,000 career receiving yards. He is the second Cavalier to reach both plateaus this season, joining Hasise Dubois.
- TB Wayne Taulapapa rushed for his eighth and ninth touchdowns of the season.
- P Nash Griffin's 78-yard punt in the second quarter is tied for the third-longest punt in program history, tying him with Will Brice's punt in 1994 against Georgia Tech.
- DE Eli Hanback had a career-high 2.0 sacks.
- WR Tavares Kelly recorded the first touchdown of his career in the fourth quarter.

Score by Quarters:

Louisville	7	0	7	14	—	28
Virginia	7	7	0	7	—	21

Scoring Summary:

1st	05:16	VA	Wayne Taulapapa 6 yd run (Brian Delaney kick), 7-60 3:57 VA 7 - UL 0
	04:27	UL	Tutu Atwell 77 yd pass from Malik Cunningham (Blanton Creque kick), 2-71 0:49 VA 7 - UL 7
2nd	10:13	VA	Wayne Taulapapa 19 yd run (Brian Delaney kick), 5-53 2:40 VA 14 - UL 7
3rd	05:53	UL	Javian Hawkins 2 yd run (Blanton Creque kick), 12-89 5:33 VA 14 - UL 14
4th	14:22	UL	Malik Cunningham 25 yd run (Blanton Creque kick), 3-34 1:08 VA 14 - UL 21
	02:46	UL	Javian Hawkins 17 yd run (Ryan Chalifoux kick), 4-63 2:19 VA 14 - UL 28
	00:21	VA	Tavares Kelly Jr. 4 yd pass from Bryce Perkins (Delaney kick), 15-69 2:25 VA 21 - UL 28

Attendance— 48,689

	UVA	UL		UVA	UL
First Downs	18	17	Punts (Number-Avg)	7-304	5-226
Rushes-Yards (Net)	78	227	Fumbles-Lost	2-1	1-0
Passing Yards (Net)	233	133	Penalties-Yards	8-70	5-30
Passes Comp-Att-Int	24-42-1	8-14-0	Possession Time	29:42	30:18
Total Offense Plays-Yards	68-311	59-360	Third-Down Conversions	4 of 14	5 of 12
Fumble Returns-Yards	0-0	0-0	Fourth-Down Conversions	2 Of 2	0 of 1
Punt Returns-Yards	2-3	1-34	Red-Zone Scores-Chances	3-4	2-3
Kickoff Returns-Yards	5-116	2-44	Sacks By: Number-Yards	4-24	4-30
Interception Returns-Yards	0-0	1-0			

RUSHING: VIRGINIA - Wayne Taulapapa 11-54-2; Bryce Perkins 13-22; Joe Reed 1-2; Tavares Kelly Jr. 1-0 **LOUISVILLE**- Javian Hawkins 28-136-2; Malik Cunningham 11-97-1; Hassan Hall 4-9; Evan Conley 1-(-7); Tutu Atwell 1-(-8) **PASSING: VIRGINIA**- Bryce Perkins 24-41-1-1; Brennan Armstrong 0-1-0-0. **LOUISVILLE**: Malik Cunningham 6-10-1-0; Evan Conley 2-4-0-0 **RECEIVING: VIRGINIA**- Joe Reed 8-48; Hasise Dubois 7-93; Terrell Jana 6-75; Tanner Cowley 1-12; Tavares Kelly Jr. 1-4-1; Lamont Atkins 1-1 **LOUISVILLE** -Tutu Atwell 6-122-1; Dez Fitzpatrick 1-10; Javian Hawkins 1-1

GAME 9 • UVA 38, North Carolina 31 Nov. 2 • Chapel Hill, N.C.

Game Notes

- UVA and UNC met for the 124th time in series history. It is the "Oldest Rivalry in the South" and tied for the second-longest series in FBS history.
- UVA is bowl eligible for the third consecutive year (2017, 2018, 2019).
- UVA's 38 points are the most scored in the series since tallying 56 in the 2004 meeting.
- UVA's 65-yard rushing touchdown in the third quarter was the longest play from scrimmage this season for the Cavaliers. It was also the longest rush UNC has yielded in 2019.
- UVA yielded over 500 yards in a game and won for the first time since doing so against Georgia Tech in 2001.
- CB Jaylor Baker and ILB Nick Jackson made their first collegiate starts.
- WR Terrell Jana finished with a career-high 13 catches. He surpassed his previous career high (7) in the first half. Jana hauled in nine catches in the first half. It is the first time a UVA player has had 10+ receptions in a game since the 2019 Belk Bowl when Olamide Zaccheaus had 12.
- Jana also finished with a career-high 146 receiving yards. It is the first game of his career where he collected 100+ receiving yards.
- QB Bryce Perkins passed current UVA wide receiver coach Marques Hagans (5,779) for No. 5 all-time at UVA in career total offense. Perkins now has 6,171.
- Perkins finished with a career-high 490 yards of total offense to set a UVA school record.
- Perkins had a career-long 65-yard rush on the second play of the third quarter, scoring his second rushing touchdown of the game. It was the longest rush from scrimmage since Jordan Ellis went 75 yards for a score against Ohio in 2019.
- Perkins finished with three passing touchdowns and two rushing touchdowns. It is the third time in his career (first time in 2019) with at least two passing and at least two rushing touchdowns in the same game.
- Perkins surpassed 300+ passing yards for the second time this season and for the third time in his career.
- Perkins passed for 200+ yards and rushed for 100+ yards in the game. It is the fourth time in program history a UVA quarterback has done that. Perkins has done it three times in his career. Bob Davis first did it in 1965 at Georgia Tech.
- TE Tanner Cowley recorded his first career touchdown pass on a nine-yard pass from Perkins.
- WR Joe Reed passed former teammate Taquan Mizzell (4,318) for No. 7 all-time in program history for career all-purpose yards. Reed now has 4,431 career all-purpose yards. ***No. 6 is Wali Lundy (4,497)
- TE Grant Misch recorded his first collegiate catch on a six-yard scoring strike from Bryce Perkins.
- DT Jowon Briggs notched his first career sack in the first quarter.

Score by Quarters:

Virginia	7	10	21	0	—	38
North Carolina	3	14	14	0	—	31

Scoring Summary:

- 1st 09:16 NC- Noah Ruggles 37 yd field goal, 5-61 1:40 VA 0 - NC 3
02:46 VA - Bryce Perkins 1 yd run 13-70 6:23 VA 7 - NC 3
- 2nd 09:18 VA - Brian Delaney 21 yd field goal 8-76 4:16 VA 10 - NC 3
07:17 NC - Dymari Brown 47 yd pass from Howell 5-75 2:01 VA 10 - NC 10
02:06 NC - Dymari Brown 34 yd pass from Howell 8-59 3:07 VA 10 - NC 17
00:13 VA - Hasise Dubois 6 yd pass from Perkins 13-78 1:47 VA 17 - NC 17
- 3rd 14:25 VA - Perkins 65 yd run 2-75 0:35 VA 24 - NC 17
07:32 VA - Tanner Cowley 9 yd pass from Perkins 7-85 4:27 VA 31 - NC 17
04:57 NC - Antoine Green 50 yd pass from Howell 6-75 2:35 VA 31 - NC 24
02:30 VA - Grant Misch 6 yd pass from Perkins 5-75 2:27 VA 38 - NC 24
00:43 NC - Dymari Brown 42 yd pass from Howell 5-75 1:47 VA 38 - NC 31

Attendance— 50,500

	UVA	NC		UVA	NC
First Downs	28	25	Punts (Number-Avg)	4-154	2-76
Rushes-Yards (Net)	134	186	Fumbles-Lost	2-0	0-0
Passing Yards (Net)	383	353	Penalties-Yards	1-5	6-46
Passes Comp-Att-Int	31-40-0	15-29-0	Possession Time	33:38	26:22
Total Offense Plays-Yards	72-517	68-539	Third-Down Conversions	7 of 13	7 of 13
Fumble Returns-Yards	0-0	0-0	Fourth-Down Conversions	1 of 1	0 of 3
Punt Returns-Yards	1-8	1-20	Red-Zone Scores-Chances	5-5	1-3
Kickoff Returns-Yards	3-58	1-23	Sacks By: Number-Yards	2-17	3-17
Interception Returns-Yards	0-0	0-0			

RUSHING: VIRGINIA - Bryce Perkins 24-112-2; Wayne Taulapapa 5-21; PK Kier 1-5. **NORTH CAROLINA** - Javonte Williams 16-98; Michael Carter 14-87; Dazz Newsome 104; Antonio Williams 1-1; TEAM 1-(-1); Sam Howell 6-(-3). **PASSING: VIRGINIA** - Bryce Perkins 30-39-0-3 **NORTH CAROLINA** - Sam Howell 15-29-0-4 **RECEIVING: VIRGINIA** - Terrell Jana 13-146; Hasise Dubois 6-97-1; Joe Reed 6-55; Tanner Cowley 3-53-1; Tavares Kelly Jr. 1-21; Grant Misch 1-6-1; Wayne Taulapapa 1-5 **NORTH CAROLINA** - Dymari Brown 6-202-3; Dazz Newsome 4-65; Antoine Green 2-62; Beau Corrales 2-11; Rontavius Groves 1-13.

GAME 10 • UVA 33, Georgia Tech Nov. 9 • Charlottesville, Va.

Game Notes

- UVA won its fifth ACC game of the season, marking the most by the Cavaliers in a season since 2011 (5-3).
- UVA is 21-20-1 all-time against Georgia Tech.
- UVA is 13-4-1 all-time against Georgia Tech at Scott Stadium.
- UVA is 48-45-2 all-time on Homecomings.
- UVA is 3-2 all-time against Georgia Tech on Homecomings.
- UVA scored a rushing touchdown on its first possession of the game for the fifth time this season (four TDs, one FG).
- QB Bryce Perkins finished with one passing touchdown and one rushing touchdown. It is the fourth time this season and 10th time in his career he has thrown for at least one touchdown and rushed for at least one touchdown in the same game.
- With 258 passing yards, Perkins passed No. 8 Marques Hagans, No. 7 Marc Verica and No. 6 Aaron Brooks on UVA's all-time career passing list. He is the seventh Cavalier all-time to pass for over 5,000 career yards.
- Perkins threw for 258 yards, marking the sixth time this season and the 13th time in his career that he has eclipsed 200 passing yards in a game.
- Perkins passed for 200+ yards and rushed for 100+ yards in the game. It is the fifth time in program history a UVA quarterback has done that. Perkins has done it four times in his career. Bob Davis first did it in 1965 at Georgia Tech.
- WR Terrell Jana finished with 108 receiving yards, eclipsing 100 yards receiving for the second week in a row. Jana has two career games of 100+ receiving yards.
- TB Wayne Taulapapa rushed for two touchdowns against Georgia Tech. He now has 11 rushing touchdowns on the season. His first came on UVA's first possession of the game. His second score came in the fourth quarter to put UVA up 33-21. The 11 rushing touchdowns is the most by a Cavalier since Kevin Parks had 11 in 2013.
- WR Billy Kemp finished with four receptions for 51 yards, both career-highs.
- S Joey Blount notched his third interception of the season (fifth of his career) in the first quarter. The 37-yard return was the longest of his career.
- OLB Noah Taylor finished with one tackle for loss. He now has a TFL in nine-straight games.

Score by Quarters:

Georgia Tech	14	7	0	7	—	28
Virginia	14	10	0	9	—	33

Scoring Summary:

- 1st 13:19 GT- Ahmearan Brown 59 yd pass from Graham 4-75 1:41 GT 7 - VA 0
08:39 VA - Wayne Taulapapa 2 yd run 9-76 4:40 GT 7 - VA 7
05:09 GT- James Graham 5 yd run 7-75 3:30 GT 14 - VA 7
01:50 VA- Joe Reed 9 yd pass from Perkins 3-28 1:26 GT 14 - VA 14
- 2nd 10:36 VA - Brian Delaney 24 yd field goal 10-49 4:51 GT 14 - VA 17
00:44 GT - Malachi Carter 25 yd pass from Graham 3-65 0:37 GT 21 - VA 17
00:11 VA- Bryce Perkins 3 yd run 4-50 0:33 GT 21 - VA 24
- 4th 13:32 VA - Brian Delaney 34 yd field goal 10-70 4:40 GT 21 - VA 27
10:57 VA - Wayne Taulapapa 3 yd run (2 point conversion failed) 4-50 1:34 GT 21 - VA 33
05:30 GT - Jordan Mason 8 yd run 12-75 5:27 GT 28 - VA 33

Attendance— 44,596

	GT	VA		GT	VA
First Downs	19	25	Punts (Number-Avg)	4-37	3-39
Rushes-Yards (Net)	143	155	Fumbles-Lost	2-0	0-0
Passing Yards (Net)	229	258	Penalties-Yards	6-51	6-49
Passes Comp-Att-Int	15-21-1	24-35-0	Possession Time	24:46	35:14
Total Offense Plays-Yards	54-327	72-413	Third-Down Conversions	3 of 9	9 of 16
Fumble Returns-Yards	0-0	0-0	Fourth-Down Conversions	1 of 1	0 of 1
Punt Returns-Yards	0-0	3-9	Red-Zone Scores-Chances	2-3	6-6
Kickoff Returns-Yards	1-17	5-29	Sacks By: Number-Yards	2-10	0-0
Interception Returns-Yards	0-0	1-37			

RUSHING: VIRGINIA - Bryce Perkins 21-106-1; Wayne Taulapapa 10-37; PK Kier 2-6; Joe Reed 2-5; Lamont Atkins 1-3. **GEORGIA TECH** - Jordan Mason 19-94; James Graham 8-42; Jamious Griffin 3-7; Jerry Howard Jr. 1-2. **PASSING: VIRGINIA** - Bryce Perkins 24-35-0-1 **GEORGIA TECH** - James Graham 15-22-1-2 **RECEIVING: VIRGINIA** - Terrell Jana 9-1-08; Joe Reed 5-27-1; Billy Kemp IV 4-51; Tavares Kelly Jr. 2-46; Tanner Cowley 2-23; Wayne Taulapapa 2-3. **GEORGIA TECH** - Adonias Sanders 5-21; Tobias Oliver 4-57; Tyler Davis 3-54; Ahmearan Brown 1-59-1; Malachia Carter 1-25-1; Dylan Deveney 1-13.

GAME 10 • UVA 55, Liberty 27 Nov. 23 • Charlottesville, Va.

Game Notes

- UVA recorded its eighth win of the regular season. Last UVA won eight games in the regular season was 2011. UVA has reached eight wins for the 27th time in program history.
- UVA has scored 30+ points for the seventh time this season. It is the most games in a season with at least 30 points since the 2004 team did so eight times.
- Virginia finished with 227 rushing yards. It is the first time since the 2018 Belk Bowl (205 vs South Carolina) that UVA surpassed 200 rushing yards. It was the most rushing yards in a game since the 2018 opener when UVA rushed for 301 yards against Richmond.
- UVA won the time of possession battle (38:45) for the ninth time this season.
- UVA scored on its opening offensive drive of the game for the seventh time this season and for the fourth game in a row.
- UVA returned a kick return for 37 yards in the second quarter. It was the first kick return of 30+ yards yielded by Liberty this season. UVA returned a second kick for 41 yards in the second quarter.
- With 229 yards of total offense, QB Bryce Perkins passed 3,000 yards of total offense for the season for the second year in a row. He is the first Cavalier to notch multiple seasons of 3,000 yards of total offense. The plateau has only been reached four times in Virginia history (Bryce Perkins, 2018-19; Kurt Benkert, 2017; Matt Schaub, 2002), including three seasons in a row from 2017-19.
- Perkins won his 16th game as a UVA quarterback, trying him for No. 3 all-time in career wins at Virginia with Aaron Brooks, Marques Hagans and Jameel Sewell. Perkins is 16-8 all-time as UVA's starting quarterback.
- RB Seneca Milledge returned a kick return 37 yards on his first collegiate play in the second quarter. It was the first kick return to go 30+ yards yielded by Liberty this season.
- DB DeVante Cross notched his first interception of the season (second of his career) in the second quarter, returning it 52 yards. The interception of LU's Buckshot Calvert snapped the nation's longest active streak of pass attempts without an interception (295). Cross' only other career interception happened last season against Calvert and Liberty.
- Cross had his second interception of the game (third of his career) in the fourth quarter, returning it 35 yards. It is the first time in his career with two interceptions in one game.
- WR Dontayvion Wicks caught his first career touchdown pass for 44 yards in the fourth quarter.

Score by Quarters:

Liberty	7	7	7	6	—	27
Virginia	10	14	14	17	—	55

Scoring Summary:

- 1st 10:49 VA - Terrell Jana 8 yd pass from Perkins 9-47 3:27 LB 0 - VA 7
03:39 VA - Brian Delaney 26 yd field goal 12-48 5:50 LB 0 - VA 10
01:39 LB - Frankie Hickson 6 yd run 7-75 2:00 LB 7 - VA 10
- 2nd 12:25 LB - Noah Frith 32 yd pass from Calvert 7-65 2:09 LB 14 - VA 10
04:59 VA - Lamont Atkins 3 yd run 5-42 2:41 LB 14 - VA 17
02:40 VA - Mike Hollins 4 yd run 4-59 1:32 LB 14 - VA 24
- 3rd 11:21 VA - Joe Reed 7 yd pass from Perkins 8-59 3:39 LB 14 - VA 31
04:41 VA - Bryce Perkins 2 yd run 5-15 2:36 LB 14 - VA 38
02:29 LB - Antonio Gandy-Golden 8 yd pass from Calvert 6-75 2:12 LB 21 - VA 31
- 4th 13:26 VA - PK Kier 4 yd run 7-81 3:58 LB 21 - VA 45
11:33 LB - Alex Probert 37 yd field goal 8-57 1:53 LB 24 - VA 45
08:07 VA - Brian Delaney 29 yd field goal 7-47 3:26 LB 24 - VA 48
01:58 VA - Dontayvion Wicks 44 yd pass from Armstrong 6-55 3:01 LB 24 - VA 55
00:00 LB - Alex Probert 31 yd field goal 8-45 1:58

Attendance— 37,329

	LU	VA		LU	VA
First Downs	20	25	Punts (Number-Avg)	5-154	2-88
Rushes-Yards (Net)	79	227	Fumbles-Lost	0-0	0-0
Passing Yards (Net)	313	272	Penalties-Yards	8-77	5-50
Passes Comp-Att-Int	18-47-2	21-34-0	Possession Time	21:15	38:45
Total Offense Plays-Yards	70-392	78-499	Third-Down Conversions	7 of 17	9 of 15
Fumble Returns-Yards	0-0	0-0	Fourth-Down Conversions	1 of 2	1 of 2
Punt Returns-Yards	0-0	0-0	Red-Zone Scores-Chances	4-4	8-8
Kickoff Returns-Yards	3-111	4-130	Sacks By: Number-Yards	3-8	3-23
Interception Returns-Yards	0-0	2-87			

RUSHING: VIRGINIA - PK Kier 10-82-2; Lamont Atkins 9-61-1; Bryce Perkins 13-30-1; Mike Hollins 8-27-1; Tavares Kelly Jr. 1-16; Billy Kemp IV 1-8; Brennan Armstrong 2-3. **LIBERTY** - Frankie Hickson 15-88-1; Joshua Mack 3-10; Peyton Pickett 1-3; Stephen Calvert 4 (-22). **PASSING: VIRGINIA** - Bryce Perkins 18-30-0-2; Brennan Armstrong 3-4-0-1. **LIBERTY**: Stephen Calvert 16-40-2-2; Landon Brown 2-6-0-0; DJ Stubbs 0-1-0-0. **RECEIVING: VIRGINIA** - Terrell Jana 4-56-1; Billy Kemp IV 4-42; Joe Reed 4-31-1; Dontayvion Wicks 2-49-1; Hasise Dubois 2-31-0; Charles Snowden 1-24; Tavares Kelly Jr. 1-13; Terrell Chatman 1-10; Lamont Atkins 1-9; Tanner Cowley 1-7. **LIBERTY** - Antonio Gandy-Golden 6-60-1; CJ Yarbough 4-83; Noah Frith 2-43-1; Johnny Huntley 2-36; Peyton Pickett 1-56; Brody Brumm 1-22; Mason Yost 1-8; Damian King 1-5.

GAME 12 • UVA 39, Virginia Tech 30 Nov. 29 • Charlottesville, Va.

Game Notes

- UVA finished 9-3 in the regular season, marking the eighth time the Cavaliers have had nine or more wins in the regular season (1895, 1989, 1994, 1995, 1998, 2002, 2007, 2019).
- Virginia is the 2019 ACC Coastal Division Champions, the first time in program history
- UVA is the first ACC Coastal team to be in first place from day one of the season and finish as division champions since Virginia Tech in 2005.
- UVA is now the seventh different team to be Coastal Champions in seven years.
- UVA scored on its first possession of the game for seventh time this season. The touchdown snapped nine-straight quarters the Virginia Tech defense had held its opponents scoreless.
- QB Bryce Perkins finished with 311 passing yards and 164 rushing yards. It is the third time this season and fifth time in his career he has accomplished this. His five games of 200 passing and 100 rushing yards is tied for the most in the nation since the start of the 2018 season. Caleb Evans of ULM also has five. Perkins has five of UVA's six all-time such games by a quarterback.
- Perkins finished with 164 rushing yards, a career high and extended his program record for career 100-yard rushing games by a quarterback to seven.
- Perkins added two rushing touchdowns to extend his season mark to 11, passing Bob Davis (10, 1964) and Shawn Moore (10, 1988) for No. 2 all-time in UVA history with single-season rushing touchdowns by a quarterback.
- Perkins 164 rushing yards ranks No. 3 all-time on UVA's single-game rushing list by a quarterback.
- Perkins notched a career-long 67-yard rush in the first quarter for a touchdown.
- Perkins' 164 rushing yards, long rush of 67 yards and two rushing touchdowns are all season highs allowed by the Hokies in 2019.
- With 21 kick return yards, WR Joe Reed became the 10th player in FBS history to pass 3,000 career kick return yards. He is the only player in FBS history to have 3,000+ yards and a career return average of 28+ yards.
- WR Billy Kemp IV notched his first career touchdown reception in the third quarter to tie the game, 20-20. The reception came on a 25-yard scoring strike from Perkins.
- OLB Noah Taylor recorded the first interception of his career on the final play of the first half.
- TB Wayne Taulapapa rushed for one touchdown, extending his season total to 13. It is the most rushing touchdowns by a UVA running back since Keith Payne notched 14 in 2010.
- WR Hasise Dubois finished with 139 receiving yards, marking the second 100-yard receiving game of his season (and career).
- Dubois notched a career-long 67-yard reception in the fourth quarter.

Score by Quarters:

Virginia Tech	3	3	21	3	—	30
Virginia	13	0	7	19	—	39

Scoring Summary:

- 1st 12:14 VA - Bryce Perkins 39 yd run (Delaney kick failed) 8-75 2:46 VT 0 - VA 6
03:26 VT - Brian Johnson 21 yd field goal 8-53 4:39 VT 3 - VA 6
02:32 VA - Bryce Perkins 67 yd run 3-75 0:54 VT 3 - VA 13
- 2nd 02:06 VT - Brian Johnson 26 yd field goal 7-20 2:49 VT 6 - VA 13
- 3rd 12:52 VT - Hendon Hooker 34 yd run 5-75 2:08 VT 13 - VA 13
04:42 VT - Deshawn McCleave 1 yd run 8-71 4:22 VT 20 - VA 13
02:24 VA - Billy Kemp IV 25 yd pass from Perkins 7-79 2:18 VT 20 - VA 20
00:48 VT - Tre Turner 61 yd pass from Hooker 4-75 1:36 VT 27 - VA 20
- 4th 13:30 VA - Wayne Taulapapa 2 yd run 5-75 2:18 VT 27 - VA 27
10:58 VT - Brian Johnson 47 yd field goal 6-27 2:32 VT 30 - VA 27
07:35 VA - Brian Delaney 25 yd field goal 5-67 3:23 VT 30 - VA 30
01:23 VA - Brian Delaney 48 yd field goal 9-34 3:24 VT 30 - VA 33
01:01 VA - Eli Hanback 0 yd fumble recovery VT 30 - VA 39

Attendance— 52,619

	VT	VA		VT	VA
First Downs	25	14	Punts (Number-Avg)	4-183	6-260
Rushes-Yards (Net)	172	181	Fumbles-Lost	2-2	0-0
Passing Yards (Net)	311	311	Penalties-Yards	8-67	7-62
Passes Comp-Att-Int	18-30-2	20-33-1	Possession Time	33:39	26:21
Total Offense Plays-Yards	75-483	58-492	Third-Down Conversions	4 of 15	5 of 14
Fumble Returns-Yards	0-0	0-0-1	Fourth-Down Conversions	0 of 0	0 of 0
Punt Returns-Yards	3-62	3-19	Red-Zone Scores-Chances	3-4	2-2
Kickoff Returns-Yards	3-64	1-21	Sacks By: Number-Yards	2-8	6-45
Interception Returns-Yards	1-16	2-0			

RUSHING: VIRGINIA - Bryce Perkins 19-164-2; Wayne Taulapapa 6-17-1. **VIRGINIA TECH** - Deshawn McCleave 16-86; Hendon Hooker 21-44; Tre Turner 3-25; Keshawn King 3-11; Dalton Keene 2-6. **PASSING: VIRGINIA** - Bryce Perkins 20-33-1-1. **VIRGINIA TECH**: Hendon Hooker 18-30-2-1. **RECEIVING: VIRGINIA** - Joe Reed 5-66; Hasise Dubois 4-139; Terrell Jana 4-56; Billy Kemp IV 3-32-1; Tanner Cowley 3-9; Tavares Kelly Jr. 1-9. **VIRGINIA TECH** - Tre Turner 7-134-1; Damon Hazelton 7-118; Tavvion Robinson 3-45; Dalton Keene 1-14.

GAME 13 • Clemson 62, UVA 17 Dec. 7 • Charlotte, N.C.

Game Notes

- Virginia played in its first ACC Championship game.
- UVA finished with two sacks, setting a single-season program record for team sacks. UVA now has 45 sacks on the season. The previous record was 43 by the 2007 team.
- Finishing with 387 yards of total offense, UVA is the only team this season to amass 300+ yards of total offense against the Tigers.
- QB Bryce Perkins passed for 266 yards, becoming only the second quarterback to throw for 3,000+ yards in a season, joining Kurt Benkert (3,207; 2017).
- Perkins broke Benkert's UVA single-season passing record in the fourth quarter. Perkins owns the UVA single-season passing record with 3,215 yards.
- The 266 passing yards by Perkins is the most given up by Clemson this season.
- With 58 rushing yards, Bryce Perkins passed "Bullet" Bill Dudley (1,631) for No. 1 on UVA's career rushing list by a quarterback. Perkins now has 1,668 career rushing yards.
- WR Hasise Dubois finished with 10 receptions for 130 receiving yards. The 10 receptions are a career high.
- The 130 receiving yards by Dubois is the most given up by Clemson to one receiver this season.
- WR Billy Kemp finished with a career-high nine receptions and 66 receiving yards.
- FS De'Vante Cross notched his first career sack in the first quarter.

Score by Quarters:

Virginia	7	0	7	3	—	17
Clemson	14	17	14	17	—	62

Scoring Summary:

1st 11:11 CU - Tee Higgins 19 yd pass from Lawrence 5-80 1:34 VA 0 - CU 7
 06:22 VA - Hasise Dubois 20 yd pass from Perkins 12-78 4:44 VA 7 - CU 7
 04:36 CU - Justyn Ross 59 yd pass from Lawrence 4-75 1:36 VA 7 - CU 14
 2nd 13:23 CU - B.T. Potter 47 yd field goal 8-53 2:43 VA 7 - CU 17
 09:10 CU - Travis Etienne 26 yd run 4-68 1:24 VA 7 - CU 24
 00:49 CU - Tee Higgins 7 yd pass from Lawrence 12-83 5:29 VA 7 - CU 31
 3rd 08:21 VA - Terrell Jana 8 yd pass from Perkins 10-85 5:16 VA 14 - CU 31
 06:12 CU - Tee Higgins 11 yd pass from Lawrence 5-75 2:09 VA 14 - CU 38
 01:00 CU - Lyn-J Dixon 23 yd run 6-49 2:10 VA 14 - CU 45
 4th 13:11 VA - Brian Delaney 35 yd field goal 9-58 2:49 VA 17 - CU 45
 10:45 CU - B.T. Potter 24 yd field goal 7-69 2:26 VA 17 - CU 48
 08:13 CU - Chase Brice 4 yd run 3-7 1:04 VA 17 - CU 55
 01:23 CU - Chez Mellusi 4 yd run 9-59 4:22 VA 17 - CU 62

Attendance—66,810

	VA	CU		VA	CU
First Downs	23	28	Punts (Number-Avg)	5-199	1-30
Rushes-Yards (Net)	104	211	Fumbles-Lost	2-0	1-0
Passing Yards (Net)	283	408	Penalties-Yards	3-27	4-25
Passes Comp-Att-Int	30-48-3	21-29-0	Possession Time	33:14	26:46
Total Offense Plays-Yards	75-387	58-492	Third-Down Conversions	10 of 18	6 of 9
Fumble Returns-Yards	0-0	0-0	Fourth-Down Conversions	0 of 1	0 of 0
Punt Returns-Yards	0-0	1-4	Red-Zone Scores-Chances	3-4	6-6
Kickoff Returns-Yards	4-76	1-32	Sacks By: Number-Yards	2-16	2-11
Interception Returns-Yards	0-0	3-22			

RUSHING: VIRGINIA - Bryce Perkins 17-58; Wayne Taulapapa 8-43; Brennan Armstrong 2-3.
CLEMSON - Travis Etienne 14-114-1; Lyn-J Dixon 8-47-1; Trevor Lawrence 6-24; Miheil Dukes 3-10; Chase Brice 2-8; Chez Mellusi 3-7; Darien Rencher 1-3. **PASSING: VIRGINIA** - Bryce Perkins 27-43-2-2; Brennan Armstrong 2-4-1; Nash Griffin 1-1-0. **CLEMSON** - Trevor Lawrence 16-22-0-4; Chase Brice 5-7. **RECEIVING: VIRGINIA** - Hasise Dubois 10-130-1; Billy Kemp IV 9-66; Terrell Jana 6-62-1; Tanner Cowley 2-10; Wayne Taulapapa 1-10; Dejon Brissett 1-3; Hayden Mitchell 1-2. **CLEMSON** - Tee Higgins 9-182; Justyn Ross 3-94; Will Swinney 3-38; Frank Ladson Jr. 1-57; Diondre Overton 1-19; Davis Allen 1-11; Travis Etienne 1-9; Luk Price 1-5; Lyn-J Dixon 1-(-7).

VIRGINIA 10 LONGEST PLAYS

RUNS FROM SCRIMMAGE

96	Mikell Simpson vs. Texas Tech, 2007
88	Bob Davis vs. N. C. State, 1964
81+	Tommy Vigorito vs. NC State, 1979
81	Tiki Barber vs. Michigan, 1995
80+	Tiki Barber vs. Virginia Tech, 1996
80	Thomas Jones vs. San Jose State, 1998
79	Ray Brown vs. Hampden-Sydney, 1946
79	Barry Word vs. Georgia Tech, 1985
79	Cedric Peerman vs. East Carolina, 2008
78+	Alvin Pearman vs. Virginia Tech, 2004
	+Non-scoring play

PASS COMPLETIONS

97	Harry Martin to Bus Male to John Leys, Navy, 1935
93	Wayne Schuchts to Nick Merrick, Wake Forest, 1982
92	Stan Fischer to Joe Kehoe, Navy, 1960
91	Matt Blundin to Tyrone Davis, N.C. State, 1991
90	Scott Gardner to Harrison Davis, UNC, 1973
90	Emmanuel Byers to Deyon Williams, Miami, 2005
89	Kevin Ferguson to John Ford, VMI, 1984
88	Todd Kirtley to Cole Egan, Rutgers, 1980
87	Symmion Willis to Larry Holmes, Ohio, 1993
86	Bryce Perkins to Olamide Zaccheaus, Ohio, 2018

PUNTS

80	Sam Maphis, 1923, Virginia Tech
79	Ray Quillen, 1954, Lehigh
78	Will Brice, 1994, Georgia Tech
78	Nash Griffin, 2019, Louisville
77	Alec Vozenilek, 2013, Pitt
74	Russ Henderson, 1977, Syracuse
73	Braxton Hill, 1965, West Virginia
72	Kevin Ferguson, 1984, Georgia Tech
72	Ed Garno, 1991, VMI
71	Hal Trentham, 1970, Duke
70	Hunter Richards, 1968, Navy
70	Will Brice, 1994, North Carolina
70	Mike Abrams, 2000, Brigham Young

FIELD GOALS

56	Kenny Stadlin vs. Virginia Tech, 1984
56	Rafael Garcia vs. Texas, 1995
53	Connor Hughes vs. Wake Forest, 2003
53	Ian Frye vs. BYU, 2013
52	Connor Hughes vs. NC State, 2003
52	Chris Hinkebein vs. Maryland, 2010
51	Mark Inderlied vs. South Carolina, 1987
51	Jake McInerney vs. Georgia Tech, 1990
51	Chris Gould vs. North Carolina, 2007
50	Wayne Morrison vs. Navy, 1979
50	Rafael Garcia vs. Virginia Tech, 1994
50	Todd Braverman vs. North Carolina, 1999
50	Connor Hughes vs. Georgia Tech, 2003
50	Connor Hughes vs. Clemson, 2004
50	Connor Hughes vs. Florida State, 2005

INTERCEPTIONS RETURNS

95	Ted Rzempoluch, Maryland, 1961
95	Antwan Harris, North Carolina, 1996
85	Nick Grant, William & Mary, 2019
79+	Bill Sinclair, Tulane, 1950
77+	Randy Neal, Georgia Tech, 1994
70+	John Duda, Richmond, 1946
69	Maurice Canady, Kent State, 2014
69+	Greg McClellan, Duke, 1991
65+	Chase Minnifield, Richmond, 2010
64+	John Pincavage, William & Mary, 1963
64	Bob McGrail, Army, 1971
	+Non-scoring play

KICKOFF RETURNS

100	Tavon Mason, Georgia Tech, 2001
100	Marquis Weeks, North Carolina, 2002
100	Marquis Weeks, North Carolina, 2004
100	Joe Reed, William & Mary, 2019
99	Henry Massie, North Carolina, 1963
98	Joe Reed, Navy, 2017
96	Jerrold Washington, Georgia Tech, 1992
95	Jim Ashwell, Washington & Lee, 1951
95	Joe Reed, Duke, 2019
93+	Alvin Pearman, North Carolina, 2004
92	Joe Reed, Georgia Tech, 2017
91+	Malcolm Pittman, Maryland, 1983
90	John Pincavage, South Carolina, 1965
90	Frank Quayle, South Carolina, 1967
90	Jerrold Washington, Virginia Tech, 1991
90	Joe Reed, Liberty, 2018
	+Non-scoring play

PUNT RETURNS

95	Harry Martin to Bus Male to Harry Martin, Maryland, 1935
89	Bill Dudley, Lafayette, 1941
79	Terry Sieg, Virginia Tech, 1962
79+	Jason Wallace, Clemson, 1990
76	Chris Warren, Navy, 1986
75+	Gene Schroeder, Pennsylvania, 1950
75+	Steve Sroba, Maryland, 1972
74	Tiki Barber, Navy, 1994
74	Tiki Barber, NC State, 1996
74	Maurice Canady, William & Mary, 2015
72	Eddie Knowles, Virginia Tech, 1952
	+Non-scoring play

FUMBLE RETURNS (40+)

92	Art Thomas, 2001, Penn State
79	Dennis Borchers, 1967, North Carolina
58	Byron Thweatt, 2000, Georgia
44	Chris Cook, 2007, Miami (Fla.)

BLOCKED FG RETURNS (50+)

65+	Maurice Canady, 2014, Miami (Fla.)
	+Non-scoring play

OPPONENT 10 LONGEST PLAYS

RUNS FROM SCRIMMAGE

90	Joe Bellino, Navy, 1960
90	LaMont Jordan, Maryland, 1999
88	Ray Robinson, N.C. State, 1998
87	John Mackovic, Wake Forest, 1964
87	Eddie Hicks, East Carolina, 1975
87	Travis Minor, Florida State, 1997
85	Royce Freeman, Oregon, 2016
84	Tremayne Stephens, N.C. State, 1994
83	Gerry Goodwin, Navy, 1974
82	Chuck McSwain, Clemson, 1982

PASS COMPLETIONS

99	Dondrial Pinkins to Troy Williamson, South Carolina, 2003
97	Mark Fellers to Craig Brantley, Clemson, 1974
96	Tajh Boyd to Sammy Watkins, Clemson, 2013
93	Andy Davis to Charlie Jones, George Washington, 1949
86	Charlie Ward to Tamarick Vanover, Florida State, 1993
85	Cooper Rush to Corey Willis, Central Michigan, 2016
81	T.J. Yates to Dwight Jones, UNC, 2010
80	Phil Rogers to Ricky Scales, VPI, 1973
80	Jon Roddy to Gary Clark, James Madison, 1982
79	Ray Fox to Richie Gaskell, George Washington, 1953
79	Chris Weinke to Peter Warrick, Florida State, 1998
79	Chris Rix to Craphonso Thorpe, Florida State, 2003
79	Mike Glennon to Bryan Underwood, NC State, 2011

PUNTS

95	Carl Brazell, South Carolina, 1955
89	Gary Clark, JMU, 1983
87	Gary Clark, JMU, 1983
85	Fred Combs, NC State, 1967
85+	Ryan Switzer, North Carolina, 2013
84	Sterling Wingo, VPI, 1950
80	Jonathan Smith, Georgia Tech, 2003
77+	Billy Hardee, VPI, 1974
72+	Napoleon McCallum, Navy, 1982
70	Johnny Watkins, VPI, 1960
	+Non-scoring play

FIELD GOALS

56	Paul Engle, VPI, 1977
55	Wayne Latimer, VPI, 1973
53	Steve Christie, William & Mary, 1988
53	Dave Frakes, Georgia Tech, 1996
52	Obed Ariri, Clemson, 1980
51	Klaus Wilmsmeyer, Louisville, 1989
51	Luke Manget, Georgia Tech, 2001
51	Travis Bell, Georgia Tech, 2007
50	Phil Dawson, Texas, 1995
50	Shayne Graham, VPI, 1998
50	Robbie Gould, Penn State, 2002
50	Dan Orner, North Carolina, 2003

INTERCEPTIONS RETURNS

100	Tom Brown, Maryland, 1962
97+	Dior Mathis, Oregon, 2013
89+	Kevin Benson, Maryland, 1973
89	Antwon Black, North Carolina, 1999
88	Derrick Taylor, N.C. State, 1986
87	Dennis O'Toole, William & Mary, 1961
80	Abdual Howard, FSU, 2001
78	Clint Session, Pittsburgh, 2006
72	Dale Matthews, Richmond, 2018
70+	Zach Brown, North Carolina, 2010
	+Non-scoring play

KICKOFF RETURNS

100	Dick Pawlewicz, William & Mary, 1974
100	Freddie Parham, South. Miss., 2009
100	Stefon Diggs, Maryland, 2012
99	Adam Hine, Brigham Young, 2014
96	Terry Strock, VPI, 1961
95	Doug Nettles, Vanderbilt, 1955
95	Matthew Thomas, South Carolina, 2002
95	Duke Johnson, Miami, 2012
94	Jack Hudson, Vanderbilt, 1955
94	DeVon Edwards, Duke, 2015
93	Quadree Henderson, Pitt, 2016

PUNT RETURNS

95	Carl Brazell, South Carolina, 1955
89	Gary Clark, JMU, 1983
87	Gary Clark, JMU, 1983
85	Fred Combs, N.C. State, 1967
85	Ryan Switzer, North Carolina, 2013
84	Sterling Wingo, VPI, 1950
80	Jonathan Smith, Georgia Tech, 2003
75	Quadree Henderson, Pitt, 2017
77+	Billy Hardee, Virginia Tech, 1974
72+	Napoleon McCallum, Navy, 1982
	+Non-scoring play

FUMBLE RETURNS (40+)

93	Antwan Edwards, Clemson, 1998
75	Randall Goforth, UCLA 2014
72	David Gilbert, Miami (Fla.), 2013
70	Andrew Motuapuaka, Virginia Tech, 2016
48+	Myron Tagovailoa-Amosa, Notre Dame, 2019
44	Antwan Cordy, Syracuse, 2015

BLOCKED FG RETURNS (50+)

78	Bill McCoy, Purdue, 1968
61	Rodney Ezzard, Duke, 2007



BRONCO MENDENHALL

Mendenhall Is In His Fourth Season at the Helm of Cavaliers

Bronco Mendenhall is in his fourth season as Virginia's head football coach after being named the program's 40th head coach on Dec. 4, 2015.

Mendenhall enters the 2019 Orange Bowl with a career record of 124-69, which includes a 99-43 mark in 11 seasons as the head coach at BYU. Between UVA and BYU, Mendenhall has led his teams to bowl games in 14-of-15 seasons as a head coach. That 93.3 percent rate ranks tied for No. 3 among active FBS head coaches.

After playing in the Military Bowl in 2017 and the Belk Bowl in 2018, Mendenhall has led Virginia to back-to-back bowl games in 2019 for the first time since going to four in a row in 2002, 2003, 2004 and 2005. In 2019 Mendenhall led UVA to its first ACC Coastal Division title and first appearance in the ACC Championship game. With a No. 24 ranking in the final College Football Playoff poll, UVA earned its first-ever Orange Bowl bid.

UVA is coming off a stellar 2018 bowl game when Mendenhall's Cavalier squad shutout South Carolina, 28-0, in the 2018 Belk Bowl, giving UVA its first bowl victory since the 2005 Music City Bowl. UVA's shutout performance was the first over an SEC team in a bowl game by a non-SEC team since the 1975 Gator Bowl.

Mendenhall is one of three active coaches that has inherited at least two programs in his career that were coming off a losing season and in year one, or year two, played in a bowl game. The others to do it are Nick Saban (Alabama, LSU, Michigan State) and Mark Dantonio (Michigan State/Cincinnati).

The 2019 season brought Virginia its first nine-win season since 2007 and marks the eighth season in program history that UVA has won at least nine games. A win in the Orange Bowl would give UVA its second 10-win season ever, sharing the honor with the 1989 squad. His efforts were awarded by the Touchdown Club of Richmond who named Mendenhall the Bobby Ross Coach of the Year in the Commonwealth for the second year in a row.

The offense in 2019 under Mendenhall has shined through quarterback Bryce Perkins who broke the UVA single-season passing

record and his own UVA single-season total offense record from 2018. Perkins enters the Orange Bowl with 3,215 passing yards and 3,960 yards of total offense. Perkins has spearheaded an offense that is No. 2 all-time in program history with 420 points. WR Joe Reed has earned multiple first-team All-America honors as a kick returner, including from the Walter Camp Foundation and the Football Writers Association of America. He is No. 1 in the nation with 34.7 yards per kick return. Reed is the only player in the nation with 600+ receiving yards and 700+ kick return yards, earning finalist honors for the Paul Hornung Award as the nation's most versatile player.

Despite losing multiple starters on the defensive side of the ball for the season, UVA broke the program record for sacks in a season. The Chris Long-led defense in 2007 set the standard with 43 and the 2019 edition of the Cavaliers enter the Orange Bowl with 45, which ranks No. 6 in the nation. ILB Jordan Mack leads all ACC linebackers with 7.5 sacks while 26 of UVA's 43 sacks have been recorded by linebackers.

Year number three under Mendenhall saw great strides in performance on the field. UVA's defense finished No. 20 in the country and No. 3 in the ACC, allowing 330.5 yards per game, while finishing No. 21 in the nation and No. 3 in the ACC in scoring defense (20.1). UVA's defense finished No. 16 in the nation and No. 2 in the ACC in fewest passing yards allowed and the offense finished No. 6 in the nation and No. 1 in the ACC in third-down conversion percentage. Mendenhall was named the Bobby Ross Coach of the Year by the Touchdown Club of Richmond as the Commonwealth's top whistle for his efforts.

With Perkins at quarterback, UVA scored 370 points in 2018, which ranks No. 4 all-time for the Cavaliers. Perkins and Heisman Trophy winner Kyler Murray (Oklahoma) were the only players in the nation with 2,600+ passing yards and 900+ rushing yards. Under Mendenhall in 2018, Bryce Hall earned second-team All-America honors from both the Walter Camp Foundation and the Football Writers Association of America. Hall led the nation with 22 pass

FBS WINNING PERCENTAGE OF ACTIVE FBS HEAD COACHES (MIN. 100 WINS)

Name, School	FBS Years	FBS Record	Win %
Dabo Swinney, Clemson	11	129-30	.811
Chris Petersen, Washington	13	147-37	.798
Nick Saban, Alabama	22	242-65-1	.788
Gary Patterson, TCU	18	172-69	.713
Les Miles, Kansas	17	145-64	.693
Kyle Whittingham, Utah	15	131-63	.675
Brian Kelly, Notre Dame	15	123-59	.675
Mike Gundy, Oklahoma State	14	129-63	.671
Mack Brown, North Carolina	30	244-123-1	.665
Bronco Mendenhall, Virginia	14	124-69	.642
Mark Dantonio, Michigan State	15	130-74	.637

breakups and 24 passes defended. Hall, SS Juan Thornhill and HB Olamide Zaccheaus all earned first-team All-ACC accolades, leading UVA's eight selections. Thornhill finished 2018 No. 3 in the nation with six interceptions and Zaccheaus, the 2018 Belk Bowl MVP, was No. 1 in the ACC with 93 receptions (a UVA single-season record). Zaccheaus leaves UVA with a program-record 250 career receptions, which ranks No. 6 all-time in ACC history.

In Mendenhall's second season on Grounds in 2017 he oversaw a defense that ranked No. 7 in the nation and No. 2 in the ACC against the pass (165.8). The group was headed by three-time first-team All-ACC player Quin Blanding, ACC Defensive Rookie of the Year Brenton Nelson and third-team All-ACC cornerback Thornhill. Blanding finished his illustrious career with more All-America honors and as UVA's all-time record holder with 495 career tackles. The 495 career tackles rank tied for No. 6 all-time in ACC history and are the most by any ACC defensive back. Blanding finished each of his four seasons No. 2 in the ACC in tackles. Inside linebacker Micah Kiser was named the Campbell Trophy winner (Academic Heisman) and led the ACC in tackles for the third year in a row. Only Boston College's Luke Kuechly (2009-11) had previously accomplished the feat in league history. Kiser was also a three-time first-team All-ACC honoree and received multiple All-America honors over the 2016 and 2017 seasons, including becoming the first Cavalier since Tiki Barber in 1996 to earn both academic and athletic All-America honors in the same season when he was a second-team CoSIDA Academic All-American in 2016.

Mendenhall saw the conclusion of quarterback Kurt Benkert's collegiate career in 2017. The UVA quarterback became the first player in program history to throw for over 3,000 yards in a season. Benkert finished 2017 with 3,207 passing yards and a single-season program record 298 completions. Benkert's 25 passing touchdowns in 2017 rank No. 2 all-time at UVA for a season. The starting quarterback for each of Mendenhall's first two seasons at Virginia, Benkert leaves No. 3 all-time at UVA in career passing yards (5,759) and passing touchdowns (46), which came in 24 career games for the Cavaliers.

In Mendenhall's first season in 2016, offensively, Taquan Mizzell became the first player in ACC history to record at least 1,500 career rushing and 1,500 career receiving yards. Benkert also became the

fastest quarterback in a season to reach 1,000 and 2,000 yards of passing, doing so in four and eight games, respectively. He matched the feat again in 2017.

Mendenhall came to Charlottesville after 11 years as the head coach at Brigham Young University. In his 11 seasons, from 2005-2015, Mendenhall compiled an overall record of 99-43 at BYU to rank 12th in total wins among all FBS teams during that time.

In the three seasons prior to Mendenhall becoming the head coach at BYU, the Cougars compiled an overall record of 14-21. Over Mendenhall's 11 years at BYU, the Cougars were one of only 11 programs to advance to a bowl game each season. BYU was joined by Alabama, Boise State, Clemson, Florida State, Georgia, LSU, Oklahoma, Oregon, Virginia Tech and Wisconsin during that time frame.

Among those 11 teams, only Florida State achieved more bowl wins (seven) than BYU's six bowl game victories.

"Bronco Mendenhall's teams have consistently won at a high level and he's demonstrated the ability to create a strategic vision to build a program and then implement his plan to be successful," said Virginia athletics director Craig Littlepage when Mendenhall was hired. "His emphasis on the overall development of student athletes and a commitment to academic achievement is in line with our goals of Uncompromised Excellence. We're excited to begin a new era of Virginia football and support Bronco and his staff."

"Professionally and personally I seek to embrace the highest standards in college sports, on and off the field, and I love the high standards both academically and athletically at Virginia," Mendenhall said at the time of his hiring. "I am excited to not only help provide the continual growth and development of the student athletes academically but also reestablish Virginia as a consistent winner with a fiercely competitive and winning product on the football field."

"BYU has played the pivotal role in my professional and personal life and I will be forever indebted to the outstanding young men and exceptional people I have had the opportunity to work with at BYU. My success at BYU was possible because these great people chose the phenomenal, unique and faith-based experience available at BYU."

BYU football student-athletes have earned freshman All-America recognition in eight of the past 10 seasons. More than 60 BYU players

"We're not going to compromise anything. I like the idea of 'and,' not 'or.' We will have fantastic students, fantastic people, and a fantastic football team, and it's not 'or.' You're not going to just have academics or football, and it won't just be football or character, and it won't just be character or being woven into the fabric of our community. It'll be 'and.' I want all of that."

– Bronco Mendenhall

have signed with NFL teams since Mendenhall arrived in Provo, including defensive end Ezekiel Ansah, the No. 5 overall pick in the 2013 NFL Draft and Kyle Van Noy, the No. 40 overall pick in the 2014 NFL Draft.

Under Mendenhall, the Cougars tied for seventh among all FBS programs for the most Academic All-America citations over the last decade and BYU tops all FBS programs with the most selections (39) to the National Football Foundation Hampshire Honor Society (recognizing starters and significant contributors finishing their eligibility with a 3.2 GPA or better over their college career) since the program began in 2007.

The success of Mendenhall's leadership approach in running the BYU football program has been highlighted in a management book, *Running Into the Wind: Bronco Mendenhall -- 5 Strategies for Building a Successful Team*, written by Alyson Von Feldt and Paul Gustavson, a leading management consultant specializing in leadership development and organizational design.

Mendenhall was elected in 2013 to the American Football Coaches Association Board of Trustees as the District 8 Representative and also serves on the AFCA Ethics Committee.

Mendenhall played for two years at Snow College (Utah) before finishing his career as a starter at Oregon State during the 1986 and 1987 seasons. He played both linebacker and safety for the Beavers.

Mendenhall began his coaching career as a graduate assistant in 1989 at his alma mater, Oregon State. After earning his master's degree in 1990, he moved to Snow College in Ephraim, Utah, where he served as the secondary coach and defensive coordinator from

1991-92 under current BYU assistant coach Paul Tidwell. Following two seasons with the Badgers, Mendenhall became the secondary coach at Northern Arizona, where the Lumberjacks boasted the top-ranked defense in the Big Sky Conference. He was elevated to co-defensive coordinator for the 1994 season.

In 1995, Mendenhall returned to Oregon State to become the defensive line coach under then defensive coordinator Rocky Long. When Long left to become the defensive coordinator at UCLA, Mendenhall was promoted to defensive coordinator for the 1996

season. At just 29 years of age, Mendenhall was the youngest defensive coordinator in Pac-10 history.

In 1997, Mendenhall became the secondary coach at Louisiana Tech where he helped the Bulldogs to a remarkable 9-2 record as his defensive unit was credited with 17 interceptions, allowing just 15 touchdowns on the season.

In 1998, Mendenhall moved to Albuquerque, N.M., to become the defensive coordinator and secondary coach at the University of New Mexico. Over the next five seasons, the Lobos improved from just three wins in 1998 to seven wins and an invitation to the Las Vegas Bowl in 2002. In the Lobos' 27-13 loss against UCLA in the Las Vegas Bowl, the Mendenhall-led defense held the Bruins to a season-low 167 yards.

Under Mendenhall, the Lobos led the Mountain West Conference in rushing defense for three straight seasons. In 2001, New Mexico gave up just 87.4 yards per game over the season. In his final season in Albuquerque, Mendenhall led the Lobos to a top ranking against league opponents in total defense, allowing just 316.4 yards per game. The Lobos also led the MWC in sacks in the 2000 and 2002 season, totaling 46 and 38, respectively.

"I celebrate effort. Very few people try as hard as they can at any one moment of their life, and when you do, you recognize it when it happens, and first and foremost, we will develop the will of our student-athletes. Skill will come along, the position mastery will come along, the execution will come along, but only after they learn to try hard."

**– Bronco Mendenhall
on player development**

MENDENHALL'S BIOGRAPHY AT-A-GLANCE

PERSONAL

Born: Feb. 21, 1966 in Alpine, Utah

Family: Wife, Holly, and sons, Raeder, Breaker and Cutter

Twitter: @UVACoachBronco

EDUCATION

High School: American Fork High School, American Fork, Utah, 1984

College: Oregon State (Phys. Ed.), 1988

Graduate School: Oregon State (Master's of Education, Exercise Physiology), 1990

PLAYING EXPERIENCE

Snow College JC (1984-85)

- Gridwire All-American

- Team captain

- NJCAA National Champions (1985, 11-0)

Oregon State (1986-87)

- Played safety and linebacker; team captain (1987)

- Leo Gribkoff Memorial Award (1987) given to the most inspirational player



At New Mexico, Mendenhall played a valuable role in the development of the 1999 Mountain West Player of the Year, Consensus All-American and first-round NFL Draft pick Brian Urlacher. The ninth overall selection in the 2000 NFL Draft, Urlacher was voted the NFL's Defensive Rookie of the Year and was a Pro Bowl selection. Urlacher was one of two rookies to play all 16 games, starting at middle linebacker the final 14 games to establish a team record for starts at the position by a rookie. He shattered Bears rookie records with 165 total tackles and eight sacks, making him the second Chicago first-year player to lead the team in tackles. Urlacher finished his collegiate career ranked third on New Mexico's all-time list with 442 tackles.

Mendenhall took over as BYU's defensive coordinator in 2003 before being named the Cougars head coach in 2005.

In his first year in 2005 after taking over a program coming off three losing seasons, Mendenhall led BYU to a 6-5 regular-season record and earned an invitation to the Maaco Bowl Las Vegas -- the team's first postseason bowl appearance in three seasons. The Cougars finished tied for second in the MWC with a 5-3 league ledger.

Following the 2006 season, Mendenhall was named the American Football Coaches Association Region IV Coach of the Year. In addition, the Football Writers Association of America named Mendenhall one of nine finalists for the prestigious Eddie Robinson Coach of the Year Award. On November 17, 2007, Mendenhall led the Cougars to a 35-10 victory over Wyoming to record his 25th career win. With the victory, Mendenhall became the only coach in BYU football history to win 25 games in his first 35 attempts.

In 2008, BYU finished 10-3 overall and 6-2 in the MWC to achieve three straight 10-win seasons and become the first teams in Cougar history to go unbeaten at home over three consecutive seasons. Mendenhall coached the Cougars to back-to-back 11-2 seasons in 2006 and 2007, while claiming consecutive outright MWC titles with a combined record of 16-0 against league opponents.

While recording an 11-2 record and 7-1 league mark in 2009, Mendenhall's team went 3-1 against ranked opponents, including a 14-13 season-opening win over No. 3 Oklahoma and a 44-20 season-fine Maaco Bowl Las Vegas victory over No. 16 Oregon State. BYU finished No. 12 in the final 2009 polls to earn the distinction of being one of only six programs nationally to be ranked in both final polls for four straight seasons.

In 2010, BYU's 52-24 New Mexico Bowl victory highlighted the progress and momentum the relatively young team gained over the course of the season as several freshmen played big roles in the season-ending victory. True freshman quarterback Jake Heaps became the first frosh signal caller in BYU history to start in a bowl, and he completed 25-of-34 passes for 264 yards and four touchdowns to be named New Mexico Bowl Offensive MVP. During the game, Heaps broke Heisman Trophy winner Ty Detmer's BYU record for freshman touchdown throws, finishing with 15 on the year to Detmer's 13. Redshirt freshman wide receiver Cody Hoffman caught three touchdowns on eight receptions for 137 yards in the bowl win, while true freshman running back Joshua Quezada ran for 101 yards on 15 carries and one touchdown.

In the first year of independence (2011), BYU posted yet another 10-win season, capped off by another comeback bowl victory over Tulsa in the Armed Forces Bowl. Riley Nelson took over the starting quarterback duties midway through the season and led BYU to a 6-1 record down the stretch. The Cougar defense also posted the No. 13 ranked defense.

A dominant defense led BYU to its seventh winning season in as many years as the BYU football team finished the 2012 season with eight wins, a program-best fourth consecutive bowl victory and the No. 3 defense in the nation. With an 8-5 record, BYU claimed its sixth season with at least eight wins under Mendenhall's eight-year head coaching tenure. Incredibly consistent all year long, BYU finished the year ranked No. 3 in total defense, allowing just 266.1 yards per game. The Cougars ended the season ranked in the top four in five major defensive categories.

BYU posted back-to-back 8-5 records in 2013 and 2014. The Cougars appeared in the 2013 Fight Hunger Bowl and in the 2014 Miami Beach Bowl.

Mendenhall has served as the BYU's defensive coordinator for much of his tenure as the head coach. He returned to a full-time role with the defense again in 2015.

During his tenure in Provo, the Cougars have consistently fielded one of the nation's strongest defenses. Mendenhall's defense excels at keeping opponents out of the end zone. Entering the 2015 season, they averaged a No. 20 national ranking in scoring defense while he oversees the defense, including three top-10 ratings.

Mendenhall and his wife, Holly, have three sons, Raeder, Breaker and Cutter.

THE MENDENHALL RECORD



BYU (99-43)

Year	Overall	Conference	Place	Postseason
2005	6-6	5-3 MWC	2nd	Las Vegas Bowl
2006	11-2	8-0 MWC	1st	Las Vegas Bowl
2007	11-2	8-0 MWC	1st	Las Vegas Bowl
2008	10-3	6-2 MWC	3rd	Las Vegas Bowl
2009	11-2	7-1 MWC	2nd	Las Vegas Bowl
2010	7-6	5-3 MWC	3rd	New Mexico Bowl
2011	10-3	Independent	N/A	Armed Forces Bowl
2012	8-5	Independent	N/A	Poinsettia Bowl
2013	8-5	Independent	N/A	Fight Hunger Bowl
2014	8-5	Independent	N/A	Miami Beach Bowl
2015	9-4	Independent	N/A	Las Vegas Bowl
BYU Total	99-43	39-9 MWC		11 Bowl Appearances



VIRGINIA (25-26)

Year	Overall	Conference	Place	Postseason
2016	2-10	1-7 ACC	T6th Coastal	N/A
2017	6-7	3-5	T4th Coastal	Military Bowl
2018	8-5	4-4	T3rd Coastal	Belk Bowl
2019	9-4	6-2	1st Coastal	Orange Bowl
UVA Total	25-26	14-18		Three Bowl Appearances
Career Total	124-69	49-23		14 Bowl Appearances

OFFENSIVE COORDINATOR/INSIDE RECEIVERS

ROBERT ANAE

Robert Anae is in his fourth season at Virginia on Bronco Mendenhall's staff and is the offensive coordinator and inside receivers coach.

Anae (Ah-NIGH) coordinated an offense that scored 370 points in 2018, the fourth-most points scored ever by a Cavalier football team. Under Anae's guidance, quarterback Bryce Perkins shattered UVA's single-season record for total offense (3,603), which ranked No. 3 in the ACC and No. 21 in the nation. Perkins and 2018 Heisman Trophy winner Kyle Murray (Oklahoma) were the only two players in the nation with 2,600+ passing yards and 900+ rushing yards. Olamide Zaccheaus finished his senior season No. 1 in the ACC and No. 5 in the nation with 93 receptions. Zaccheaus concluded his career with 250 receptions, No. 1 all-time at UVA and No. 6 all-time in ACC history. Zaccheaus (1,058 receiving) and Jordan Ellis (1,026 rushing) gave UVA a 1,000-yard receiver and 1,000-yard rusher in the same season for just the second time in program history (1990).

Anae oversaw quarterback Kurt Benkert's record-breaking season in 2017. The UVA senior quarterback became the first player in program history to throw for over 3,000 yards in a season. Benkert finished the season with 3,207 passing yards and a single-season program record 298 completions. Benkert's 25 passing touchdowns in 2017 rank No. 2 all-time at UVA for a season. Anae's offense also created the first UVA receiving trio to each amass at least 600 receiving yards in the same season as Zaccheaus (895), Andre Levrone (689) and Doni Dowling (647) accomplished the feat.

In 2016 Anae oversaw an offense that boasted Taquan Mizzell, the first player in ACC history to record at least 1,500 career rushing and 1,500 career receiving yards. UVA quarterback Kurt Benkert set a couple passing marks in Anae's offense, including a program record for passing yards in a game with 421 against Central Michigan, which was only the second time a UVA quarterback surpassed 400 passing yards in a game. Benkert also became the fastest quarterback in a season to reach 1,000 and 2,000 yards of passing, doing so in four and eight games, respectively.

Anae came to Charlottesville after serving as Mendenhall's offensive coordinator and inside receivers coach in nine of his 11 seasons at BYU. Anae helped BYU finish the 2015 regular season ranked No. 21 in passing offense after directing the 2014 Cougar offense to a No. 14 ranking in scoring offense, putting up 37.1 points per game, the most points by a BYU team since the 2001 season.

In 2013, Anae led the BYU offense to a No. 14 national ranking, including a No. 10 finish in rushing offense, setting a school record with 3,475 rushing yards. He helped coach two 1,000-yard rushers in Taysom Hill and Jamaal Williams.

Anae was at BYU from 2005-10 and returned in 2013 after spending the 2010 and 2011 seasons at Arizona under Mike Stoops and Rich Rodriguez, serving as offensive line coach both seasons and run game coordinator under Stoops. Arizona's offense ranked in the top 16 both years and was in the top 25 in passing both seasons as well. Arizona produced the No. 3 passer nationally with Nick Foles, who averaged 360.8 passing yards per game in 2011 before being drafted in the third round of the NFL draft by the Philadelphia Eagles. The Wildcats' offensive line, under Anae's direction, blocked for the nation's leading rusher in 2012 as Ka'Deem Carey totaled 1,929 yards and 23 touchdowns on 303 carries.

Arizona ranked No. 7 in total offense in 2012 at 526.2 yards per game to help the Wildcats to an 8-5 record that included victories over nationally ranked Oklahoma State (59-38) and USC (39-36). The Wildcats scored 38.2 points per game to rank No. 16 nationally, including a 49-point output to defeat Nevada in the 2012 New Mexico Bowl. The point total was just three points off the New Mexico Bowl record of 52 points set by BYU in 2010 with Anae directing the Cougar offense.

During Anae's first tenure as offensive coordinator at BYU, the Cougar offense was extremely successful, earning top-25 NCAA statistical rankings in 10 different offensive categories a total of 35 times, including 15 top-10 ratings. BYU ranked in the top 25 in third-down efficiency each of Anae's six seasons (2005-10), including a No. 1 ranking in 2009 and No. 2 ratings in 2008 and 2006. The Cougars were in the top-6 in passing offense three times (2005, 2006, 2008) during his first tenure overseeing the BYU attack.

BYU's offensive production under Anae helped produce the school's top two rushers of all time (Harvey Unga: 3,455 yards; and Curtis Brown: 3,221 yards), the program's top wide receiver in receiving yards, catches and touchdowns (Austin Collie: 3,255 yards and 30 touchdowns on 215 catches), BYU's highest achieving tight end in both receiving yards and catches (Dennis Pitta: 2,901 yards on 221 receptions) and the Cougars' winningest all-time quarterback (Max Hall: 32 victories as a starter). Hall and John Beck, who also played quarterback during Anae's tenure, both went on to the NFL with Beck earning All-America accolades at BYU. Dennis Pitta, meanwhile, not only set the BYU record for receiving yards by a tight end, but also is No. 1 in that category in NCAA history.

As BYU's inside receivers coach from 2005-2010, Anae helped Pitta, Jonny Harline and Andrew George earn a combined six All-Mountain West Conference tight end honors, including five first-team awards. BYU tight ends also achieved national accolades under Anae's tutelage as Harline received first-team All-America honors in 2006 and Pitta was named an NCAA Consensus All-American in 2009.

Anae has been part of many of BYU's most successful teams as both a player and a coach. As BYU's offensive coordinator, the Cougars earned bowl invitations each season, while winning two outright MWC championships. He was an offensive lineman on BYU's National Championship team in 1984 and part of four bowl teams from 1981-84, while earning second-team All-Western Athletic Conference honors. BYU achieved a 43-7 record during Anae's playing days under Hall of Fame coach LaVell Edwards. He played in the Hula Bowl in 1985 and was drafted by the New Jersey Generals of the USFL.

A three-time Frank Broyles Award nominee for Assistant Coach of the Year (nominated at Texas Tech, BYU and Arizona), Anae is a 27-year coaching veteran at eight different schools. Anae's first stint as offensive coordinator at BYU came following five seasons coaching with Mike Leach at Texas Tech from 2000-2004. As offensive line coach for the Red Raiders, Anae helped put together some of the most prolific offenses in the NCAA. The Texas Tech offense ranked No. 1 in the nation in passing three out of Anae's five years and in the top 11 the remaining two. The Red Raiders also ranked in the top six in total offense three times, including 582.8 yards per game to lead the nation in 2003—the fifth-best mark in NCAA history.

Anae began his coaching career as a graduate assistant working with the offensive line at Hawaii under Dick Tomey in 1986-87. He then was a graduate assistant for a pair of years at BYU in 1990 and 1991 before coaching the offensive line at Ricks College in Idaho from 1992-95. Anae coached the offensive front for a year at Boise State in 1996 before moving to UNLV for a pair of seasons, the final as running game coordinator along with his line duties in 1998.

Anae and his wife, Liane, have two sons and a daughter. His son Famika played on the offensive line at BYU before ending his career during the 2012 season due to injuries. Anae's father, Famika Sr., and brothers Brad and Matt, also played football for BYU.

He was born in California in 1958 and raised in Laie on Hawaii's north shore. He served as a missionary for The Church of Jesus Christ of Latter-day Saints in Tulsa, Okla., from 1978-80. He graduated from BYU in 1986, obtained a master's degree in sociology from BYU in 1990 and earned his doctorate in sociology from BYU in 1999 while serving as an assistant director in the Brigham Young student-athlete center and NCAA Life Skills director.

THE ANAE FILE



• Fourth season at Virginia

• Last name is pronounced: Ah-NIGH

• Has 30 years of collegiate coaching experience

• Was an offensive lineman on BYU's 1984 National Championship team and a member of four BYU bowl teams

@CoachAnae

PERSONAL

Hometown: Laie, Hawaii

Family: Wife, Liane; two sons and a daughter

EDUCATION

High School: Kahuku HS, Kahuku, Hawaii, 1977

College: BYU, 1986

Graduate School: BYU, 1990, M.S.; 1999, Ph.D.

PLAYING EXPERIENCE

• BYU (1981-84)

• Drafted in the 3rd round of the 1985 USFL Draft by the New Jersey Generals

COACHING EXPERIENCE

• 1986-87 – Hawaii (offensive graduate assistant)

• 1990-91 – BYU (offensive graduate assistant)

• 1992-95 – Ricks College (offensive line)

• 1996 – Boise State (offensive line)

• 1997 – UNLV (offensive line)

• 1998 – UNLV (offensive line/running game coord.)

• 2000-04 – Texas Tech (offensive line)

• 2005-10 – BYU (offensive coordinator/inside receivers)

• 2011 – Arizona (offensive line/run game coordinator)

• 2012 – Arizona (offensive line)

• 2013-15 – BYU (offensive coordinator/inside receivers)

• 2016-19 – Virginia (offensive coordinator/inside receivers)

POSTSEASON EXPERIENCE

• Holiday Bowl (1981) - player

• Holiday Bowl (1982) - player

• Holiday Bowl (1983) - player

• Holiday Bowl (1984) - player

• Holiday Bowl (1990)

• Holiday Bowl (1991)

• Real Dairy Bowl (1992)

• Real Dairy Bowl (1993)

• Real Dairy Bowl (1994)

• Real Dairy Bowl (1995)

• Galleryfurniture.com Bowl (2000)

• Alama Bowl (2001)

• Tangerine Bowl (2002)

• Houston Bowl (2003)

• Holiday Bowl (2004)

• Las Vegas Bowl (2005)

• Las Vegas Bowl (2006)

• Las Vegas Bowl (2007)

• Las Vegas Bowl (2008)

• Las Vegas Bowl (2009)

• New Mexico Bowl (2010)

• New Mexico Bowl (2012)

• Fight Hunger Bowl (2013)

• Miami Beach Bowl (2014)

• Las Vegas Bowl (2015)

• Military Bowl (2017)

• Belk Bowl (2018)

• Orange Bowl (2019)

FORMER PROMINENT PLAYERS COACHED

• Ka'Deem Carey (Arizona)

• John Beck (BYU)

• Curtis Brown (BYU)

• Austin Collie (BYU)

• Max Hall (BYU)

• Jonny Harline (BYU)

• Dennis (BYU)

• Harvey Unga (BYU)

• Kurt Benkert (Virginia)

• Jordan Ellis (Virginia)

• Taquan Mizzell (Virginia)

• Olamide Zaccheaus (Virginia)

SPECIAL TEAMS COORDINATOR

RICKY BRUMFIELD

Ricky Brumfield is in his second season at Virginia after joining Bronco Mendenhall's staff in January of 2018 as the program's special teams coordinator. The 2019 season will be Brumfield's 19th as a collegiate coach.

In Brumfield's first season at UVA his punt return defense finished No. 1 in the ACC and No. 7 in the nation with 3.21 yards allowed per return after he inherited a group that finished No. 117 in the nation the year prior (2017). On kick return Joe Reed finished No. 10 in the nation and No. 2 in the ACC with 27.2 yards per kick return. Reed also became the UVA all-time career leader in kick return yardage.

Brumfield comes to UVA after spending the past two seasons at the University of Texas at San Antonio where he was the Roadrunners' special teams coordinator and coached the team's tight ends.

In 2016, his first season with the Roadrunners, Brumfield helped guide the team to six wins and the program's first-ever bowl game, the 2016 Gildan New Mexico Bowl. His special teams set several school records, including season marks for touchbacks (27), points (79), extra points (43) and punting average (42.0).

This season, Brumfield saw freshman placekicker Jared Sackett earn freshman All-America honors from USA Today. Sackett made a UTSA school-record 19 field goals on 22 attempts. He also set the school mark with 80 points. Sackett was a semifinalist for the Lou Groza Award presented to the nation's top place kicker.

UTSA punter Yannis Routsas was a semifinalist for the 2017 Ray Guy Award presented to the nation's top punter. UTSA was one of just three schools in 2017 to have both its placekicker and punter as semifinalists for those two national awards.

During the 2017 season, the Roadrunners went 6-5 with four of those losses coming by a total of 17 points. In the current NCAA FBS football statistics, UTSA ranks No. 6 in the nation in punt return defense. This season the Roadrunners allowed just eight punt returns for a total of 23 yards (2.88 ypr.). UTSA was No. 39 in the nation in kickoff defense by allowing 19.61 yards per return.

His Roadrunner special teams forced five fumbles during the 2016 season and two in 2017.

Brumfield came to UTSA from Western Kentucky, where he spent three seasons as special teams coordinator and cornerbacks coach. He helped the Hilltoppers to a combined 28 victories, including a pair of bowl wins, during his tenure.

In 2015, WKU won the Conference USA title and capped off a 12-2 season with a 45-35 victory against USF in the Miami Beach Bowl, while finishing the season with a No. 24 final ranking. Garrett Schwettman, the school's career record holder for points, extra points and field goals, earned first-team all-conference honors, while kick returner Kylen Towner made the second team and cornerback Prince Charles Iworah and long snapper Nolan Dowling were named honorable mention.

In his first two seasons with the Hilltoppers, the defense and special teams were among the conference's best in nearly every major statistical category. He tutored five all-conference performers, including cornerbacks Wonderful Terry and Cam Thomas, who played for the NFL's Buffalo Bills in 2015.

In 2013, WKU led the Sun Belt Conference and finished 14th nationally in total defense, while also leading the league in interceptions (14), team pass efficiency defense and fewest passing yards allowed. Additionally, his kick and punt coverage units were tops in the conference.

Brumfield was the special teams coordinator and safeties coach at Nicholls State, in 2011-12. His impact on the Colonels' special teams was felt immediately, as they blocked six kicks and ranked 14th in the Football Championship Subdivision in kick return average, while punter Cory Kemps finished sixth nationally with a 42.8 average in 2011.

The 41-year-old Brumfield and Justin Anderson, UVA's director of player personnel, were both assistant coaches at Nicholls State during the 2011 and 2012 seasons.

The New Orleans native got his coaching start in 2001 at Union College, where he oversaw special teams and wide receivers for three seasons.

Brumfield served as special teams coordinator and wide receivers coach at Fairmont State in 2004-10. He helped the Fighting Falcons rank among the nation's best in special teams categories by the end of his tenure, including the third-best kick return average in 2009.

In his final season with the Fighting Falcons, his special teams units blocked five kicks, forced two turnovers and had a pair of touchdowns. Three of his players earned all-conference accolades, including kick returner Zack Page, who set Division II career records for kick returns, kick return yardage and combined return yards. One of his receivers, Perry Baker, was one of a handful non-Division I players to be selected to play in the 2010 East-West Shrine Game.

During his time at Fairmont State, Brumfield spent five summers assisting with various NFL teams. He tutored wide receivers and special teams with the Pittsburgh Steelers in 2007-09 and also spent time with the Atlanta Falcons, Buffalo Bills and Green Bay Packers.

Brumfield was a four-year letterwinner and two-year starter at wide receiver at Utah State. He helped the Aggies to a pair of Big West Conference Championships and a berth in the 1997 Humanitarian Bowl.

Brumfield earned his bachelor's degree in sociology from Utah State in 1999 and his master's degree in secondary education from Union College (Ky.) in 2003.

He and his wife, Erin, have four children, Kyan, McKel, Tacy and Asher.

THE BRUMFIELD FILE



- Second season at Virginia
- Hired as UVA's 10th assistant coach in Jan. of 2018 after the NCAA approved a measure for 10 full-time assistants
- Has 17 years of collegiate coaching experience as a special teams coordinator
- One of eight coaches on UVA's staff that played college football in the state of Utah

@RickyBrumfield

PERSONAL

Hometown: New Orleans, La.

Family: Wife, Erin; four children, Kyan, McKel, Tacy and Asher

EDUCATION

High School: Archbishop Shaw HS, Marrero, La., 1994

College: Utah State, 1999

Graduate School: Union College (Ky.), 2003

PLAYING EXPERIENCE

- Utah State (1995-98)

COACHING EXPERIENCE

- 2001-03 – Union College (special teams coord./WRs)
- 2004-10 – Fairmont State (special teams coord./WRs)
- 2011-12 – Nicholls State (special teams coord./safeties)
- 2013-15 – Western Kentucky (special teams coord./CBs)
- 2016-17 – UTSA (special teams coord./TEs)
- 2018-19 – Virginia (special teams coordinator)

POSTSEASON EXPERIENCE

- Humanitarian Bowl (1997) - player
- Bahamas Bowl (2014)
- Miami Beach Bowl (2015)
- New Mexico Bowl (2016)
- Belk Bowl (2018)
- Orange Bowl (2019)

FORMER PROMINENT PLAYERS COACHED

- Prince Charles Iworah (Western Kentucky)
- Cam Thomas (Western Kentucky)

DEFENSIVE COORDINATOR/SECONDARY

NICK HOWELL

Nick Howell is in his fourth season at Virginia on Bronco Mendenhall's staff and is the defensive coordinator/secondary coach.

Howell's defense shined in 2018, finishing No. 12 in the nation in team passing efficiency defense (107.62), No. 16 in passing yards allowed (183.0), No. 20 in the nation in team defense (330.5) and No. 20 in scoring defense (20.1). UVA's 28-0 drubbing of South Carolina in the 2018 Belk Bowl was the first time an SEC team was shutout in a bowl by a non-SEC team since the 1975 Gator Bowl. Bryce Hall finished No. 1 in the nation with 22 pass breakups and 24 passes defended, earning All-America honors from five different outlets highlighted by Walter Camp and Football Writers Association of America. Safety Juan Thornhill also earned All-America honors, appeared in the Senior Bowl and led all ACC safeties in lowest passer rating when in coverage. Both Hall and Thornhill earned first-team All-ACC honors. Thornhill became the second round pick of the Kansas City Chiefs in the 2019 NFL Draft, while cornerback Tim Harris was the sixth round selection of the San Francisco 49ers.

In Howell's second season in Charlottesville he oversaw a secondary that boasted a corps that ranked No. 7 in the nation and No. 2 in the ACC against the pass (165.8). The group was headed by three-time first-team All-ACC player Quin Blanding, ACC Defensive Rookie of the Year Brenton Nelson and third-team All-ACC cornerback Thornhill. Blanding finished his illustrious career with more All-America honors and as UVA's all-time record holder with 495 career tackles. The 495 career tackles rank tied for No. 6 all-time in ACC history and are the most by any ACC defensive back. Blanding finished each of his four seasons No. 2 in the ACC in tackles, a feat that hadn't even been done three times in the league until he did it after his junior year. In his duties overseeing the defense, inside linebacker Micah Kiser was named the Campbell Trophy winner (Academic Heisman) and led the ACC in tackles for the third year in a row. Only Boston College's Luke Kuechly (2009-11) had previously accomplished the feat in league history. Kiser was also a three-time first-team All-ACC honoree and received multiple All-America honors over the past two seasons.

Howell served on Mendenhall's BYU staff in several roles from 2007-15, most recently as the defensive coordinator and secondary coach. Howell first came to BYU in 2007 as a defensive intern. From 2008-09 Howell was a defensive graduate assistant. Howell's first full-time position on Mendenhall's staff came in 2010 as the outside linebacker coach and from 2011-12 he was the secondary coach and a special teams coach.

Howell helped the defensive unit at BYU finish the 2015 regular season ranked No. 6 nationally in sacks per game and No. 15 in tackles for loss after the Cougars ranked No. 20 in rushing defense in 2014.

Despite having to defend more plays than all but four teams nationally in 2013 due to BYU's up-tempo offensive system, the Cougar defense ranked No. 12 nationally in yards-per-play defense, No. 16 in pass efficiency defense and No. 22 in scoring defense. Howell helped the BYU defense rank No. 3 in total defense (266.1 yards allowed) and No. 10 in passing yards allowed (179.2 yards per game) in 2012.

In 2011, Howell helped the defense rank No. 15 in pass efficiency defense, allowing a rating of 112.58. In that same year, the Cougars ranked No. 13 in overall defense.


Howell first came to BYU in 2007 as a defensive intern and then served two years as a graduate assistant before being hired as an assistant coach in 2010. Since first being hired at BYU by Mendenhall in 2007, he has helped coach defensive backs and linebackers. Howell started as a full-time coach working as the team's outside linebackers coach before taking over the BYU secondary partway through the 2010 season.

Prior to coming to BYU, Howell was the head coach at Ben Lomond High School (Ogden, Utah) from 2004-2006 and served as defensive coordinator at Weber High School (North Ogden, Utah) in 2003 and defensive line coach at Sky View High School (Smithfield, Utah) in 2002.

A native of Ogden, Utah, Howell earned a M.A. in education with teaching certification from the University of Phoenix in 2007 after receiving his undergraduate degree in history from Weber State in 2005. Howell and his wife Brooke have four children.

Howell's contributions at BYU helped the Cougars put one of the nation's top defenses on the field each year he was in Provo. In 2013, Howell was a candidate for the Broyles Award, given annually to the nation's top assistant coach.

THE HOWELL FILE



• Fourth season at Virginia

• Made the jump from defensive intern at BYU under Bronco Mendenhall in 2007 to defensive coordinator of the Cougars by 2013

• In 2013 helped BYU become the No. 3 ranked defense in the nation in fewest yards allowed

• Spent three years as the head coach at his alma mater, Ben Lomond High School

@Nick9Howell

PERSONAL

Hometown: Ogden, Utah

Family: Wife, Brooke; four children, Dakota, Kayla, Autumn and Zion

EDUCATION

High School: Ben Lomond HS, Ogden, Utah, 1998

College: Weber State, 2005

Graduate School: University of Phoenix, 2007

COACHING EXPERIENCE

- 2002 – Sky View High School (defensive line)
- 2003 – Weber High School (defensive coordinator)
- 2004-06 – Ben Lomond High School (head coach)
- 2007 – BYU (defensive intern)
- 2008-09 – BYU (defensive graduate assistant)
- 2010 – BYU (outside linebackers)
- 2011-12 – BYU (secondary and special teams)
- 2013-15 – BYU (defensive coordinator/secondary)
- 2016-19 – Virginia (defensive coordinator/secondary)

POSTSEASON EXPERIENCE

- Las Vegas Bowl (2007)
- Las Vegas Bowl (2008)
- Las Vegas Bowl (2009)
- New Mexico Bowl (2010)
- Armed Forces Bowl (2011)
- Poinsettia Bowl (2012)
- Fight Hunger Bowl (2013)
- Miami Beach Bowl (2014)
- Las Vegas Bowl (2015)
- Military Bowl (2017)
- Belk Bowl (2018)
- Orange Bowl (2019)

FORMER PROMINENT PLAYERS COACHED

- Preston Hadley (BYU)
- Skye PoVey (BYU)
- Daniel Sorensen (BYU)
- Kai Nacua (BYU)
- Michael Davis (BYU)
- Micah Hannemann (BYU)
- Quin Blanding (Virginia)
- Andrew Brown (Virginia)
- Micah Kiser (Virginia)
- Juan Thornhill (Virginia)
- Tim Harris (Virginia)
- Chris Peace (Virginia)

CO-DEFENSIVE COORDINATOR/OUTSIDE LINEBACKERS

KELLY POPPINGA

Kelly Poppinga is in his fourth season at Virginia on Bronco Mendenhall's staff and is the outside linebackers coach. On April 5, 2018 Poppinga was promoted to co-defensive coordinator.

In 2018 Poppinga's (PUH-ping-guh) outside linebackers were key in helping UVA finish No. 12 in the nation in team passing efficiency defense (107.62), No. 16 in passing yards allowed (183.0), No. 20 in the nation in team defense (330.5) and No. 20 in scoring defense (20.1). UVA's 28-0 drubbing of South Carolina in the 2018 Belk Bowl was the first time an SEC team was shutout in a bowl by a non-SEC team since the 1975 Gator Bowl. Charles Snowden led the nation's linebackers with nine pass breakups and 11 passed defended. Chris Peace concluded his senior season No. 1 in the ACC among linebackers with 7.5 sacks, the second year in a row he accomplished this feat. Peace, a third-team All-ACC honoree in 2018, went on to star in the East-West Shrine All-Star Game.

Poppinga was also the special teams coordinator in 2016 and 2017 before the addition of a 10th assistant coach per NCAA legislation and the hiring of current special teams coordinator Ricky Brumfield.

In his two seasons as the special teams coordinator he had a few special Cavaliers. Poppinga coached the ACC's best kick return man in 2017 as Joe Reed led the league with a 29.7 average. Reed also led the league with two kick returns for touchdowns, a first in program history that a player had more than one in the same season. Reed also ranked No. 8 in the nation in yards per kick return. Poppinga also had two of the ACC's better punters in 2016 and 2017. Lester Coleman earned second-team All-ACC honors and was No. 4 in the league with a 43.7 yards per punt average in 2017. Coleman led the ACC with 23 punts of 50 yards or more, while ranking No. 2 in the ACC and No. 7 in the nation with 29 punts inside the 20.

In 2016 Poppinga also oversaw one nation's most effective punters as Nicholas Conte was named a first-team All-ACC honoree and led the league with a 44.3 yards per punt average. The Ray Guy Award semifinalist led the nation through regular season with 34 punts inside the 20 and with 15 punts inside the 10, while six of his punts were downed at the one. Conte was No. 3 in the nation before bowl season with 23 punts of 50 yards or more. Between Conte's punts and the punt coverage team, 80 percent of UVA's punts were not returned. Conte concluded his UVA career No. 1 all-time at UVA and No. 3 all-time in the ACC with a 44.45 yards per punt average.

Poppinga coached outside linebacker Chris Peace to honorable mention All-ACC honors in 2017. Peace ranked No. 5 in the ACC and No. 1 among linebackers with 7.5 sacks. The 7.5 sacks rank No. 7 among the nation's linebackers.

Poppinga started his collegiate coaching career at BYU, which began in 2009 as a defensive intern on Mendenhall's staff. In 2010 Poppinga was a defensive graduate assistant and interim outside linebacker coach. His first full-time position came in 2011 when Poppinga was elevated to linebacker coach.

From 2013-15 Poppinga was BYU's special teams coordinator and outside linebackers coach.

Poppinga helped outside linebackers Kyle Van Noy and Alani Fua advance to the NFL in recent years with Van Noy selected by the Detroit Lions in the second round of the 2014 NFL Draft and Fua earning a spot with the Arizona Cardinals in 2015.

In 2014 BYU ranked No. 20 in rushing defense and Poppinga helped a defensive unit finish the 2015 regular season ranked No. 6 nationally in sacks per game and No. 15 in tackles for loss. Under Poppinga, BYU's special teams also ranked No. 7 in punting average and No. 19 in kick return coverage in 2014.

Poppinga assisted one of BYU's best-ever defenses in 2012 when the Cougars finished No. 3 in the nation in total defense and ranked in the top 10 in six different defensive categories.

Poppinga started his coaching career at BYU in 2009 as the defensive intern and contributed to the team's 11-2 record and 44-20 Maaco Bowl Las Vegas victory over No. 16 Oregon State. After the team's 1-4 start in 2010, Poppinga was asked as the defensive graduate assistant to assume the role as outside linebackers coach and helped the Cougars finish 6-2 over the remaining games, including a 52-24 win over UTEP at the New Mexico Bowl.

As a player, Poppinga was an All-Mountain West Conference linebacker and Academic All-MWC honoree at BYU under Mendenhall while helping the Cougars achieve back-to-back conference championships in 2006 and 2007. Poppinga redshirted Mendenhall's first season as head coach at BYU in 2005 after transferring from Utah State where he played two years (2003-04). Poppinga helped BYU achieve Las Vegas Bowl wins over Oregon and UCLA and led the team with 113 tackles his senior season. He spent the 2008 season with three NFL teams before going to Super Bowl XLIII with the Arizona Cardinals.

A native of Evanston, Wyo., Poppinga has completed bachelor's (2007) and master's (2010) degrees from BYU in exercise science. Poppinga and his wife, Rebekah, have four daughters.

THE POPPINGA FILE



- Fourth season at Virginia
- Last name is pronounced: PUH-ping-guh
- Made the rise from defensive intern at BYU under Bronco Mendenhall in 2009 to special teams coordinator of the Cougars by 2013
- Played with three NFL teams
- @pinga4445

PERSONAL

Hometown: Evanston, Wyo.

Family: Wife, Rebekah; four daughters

EDUCATION

High School: Evanston HS, Evanston, Wyo., 2003

College: BYU, 2007

Graduate School: BYU, 2010, M.A.

PLAYING EXPERIENCE

- Utah State (2003-04)
- BYU (2006-07)
- Miami Dolphins (2008)
- St. Louis Rams (2008)
- Arizona Cardinals (2008)

COACHING EXPERIENCE

- 2009 – BYU (defensive intern)
- 2010 – BYU (graduate assistant/interim OLBs)
- 2011-12 – BYU (outside linebackers)
- 2013-15 – BYU (special teams coordinator/OLBs)
- 2016-17 – Virginia (special teams coordinator/OLBs)
- 2018-19 – Virginia (co-defensive coordinator/OLBs)

POSTSEASON EXPERIENCE

- Las Vegas Bowl (2006) - player
- Las Vegas Bowl (2007) - player
- Las Vegas Bowl (2009)
- New Mexico Bowl (2010)
- Armed Forces Bowl (2011)
- Poinsettia Bowl (2012)
- Fight Hunger Bowl (2013)
- Miami Beach Bowl (2014)
- Las Vegas Bowl (2015)
- Military Bowl (2017)
- Belk Bowl (2018)
- Orange Bowl (2019)

FORMER PROMINENT PLAYERS COACHED

- Alani Fua (BYU)
- Kyle Van Noy (BYU)
- Chris Peace (Virginia)

RUNNING BACKS

MARK ATUAIA

Mark Atuaia is in his fourth season at Virginia on Bronco Mendenhall's staff and is the running backs coach.

Atuaia (Ah-too-why-ah) guided Jordan Ellis to a stellar senior season in 2018, rushing for 1,026 yards and 10 touchdowns, becoming just the third 1,000-yard rusher at UVA since 2004. Ellis was UVA's first 1,000-yard rusher since 2013 and 15th overall. Ellis went on to appear in the East-West Shrine All-Star Game and sign a free agent contract with the Cincinnati Bengals.

Atuaia helped All-ACC running back Taquan Mizzell take a big step as a senior in 2016 as the tailback became the first player in ACC history with at least 1,500 career rushing and 1,500 career receiving yards. Under Atuaia's watchful eye, Mizzell developed into one of the nation's most durable backs, and was one of four players in the nation in 2016 to led his team in rushing (940) and receptions (52).

Atuaia has been with Mendenhall since 2013 when he joined the BYU staff as the running backs coach. In 2013 BYU's run game ranked No. 10 in the nation averaging 267.3 yards per game, setting a school record with 3,475 rushing yards. He tutored Jamaal Williams as the Cougar rushed for 1,233 yards and seven touchdowns in 2013 as a sophomore. Atuaia assisted in BYU's offense ranking No. 14 in scoring offensive in 2014 as BYU put up 37.1 points per game, the most points by a BYU team since 2001. In 2015 the BYU offense ranked No. 4 in the nation in red zone offense, scoring at a 94.3 percent clip.

Most recently Atuaia mentored Paul Lasike, a former BYU rugby All-American from Auckland, New Zealand. Under Atuaia's tutelage, the big running back played football for the first time ever in his life and after three seasons at BYU Lasike signed with the Chicago Bears in 2015.

"Coach Atuaia does a great job recognizing NFL talent in young athletes," reflected Lasike. "Making the transition from a lifetime rugby player to a first-time football player, he saw the potential in me and cultivated it. The chances of making it to the NFL are small regardless of how long you have played the game, but Coach Atuaia recognized my potential and was persistent in my development. He had the utmost faith and belief in what I can become, even when I didn't see it myself."

Atuaia has a history of working with big, strong and powerful running backs. As a student assistant at BYU from 2005-11, Atuaia was instrumental in the development of former NFL running backs Fahu Tahī, Fui Vakapuna, Harvey Unga and Manase Tonga during their time at BYU.

A former running back at BYU during the 1991 and 1994-96 seasons, Atuaia first joined the BYU athletic department in June 2012 as the assistant to the athletics director for student services. He previously worked as the assistant to the dean of Student Life at BYU. He accepted that position after graduating in 2011 with both a doctor of jurisprudence from BYU's J. Reuben Clark Law School and a master of public administration from the George W. Romney Institute of Public Management at BYU's Marriott School of Management.

During Atuaia's four-year playing career, BYU achieved a 39-11-2 record, won three conference titles and was ranked in the final top-25 national rankings three times. In addition, the offense was ranked in the top 10 nationally during three of his four seasons.

As a senior in 1996 he started 13 games on BYU's 14-1 Cotton Bowl team that finished the year ranked No. 5 in the country after defeating Kansas State 19-15 on New Year's Day 1997. Atuaia also helped BYU defeat Oklahoma 31-6 in the 1994 Cooper Bowl to finish ranked No. 10 by CNN and No. 18 by The Associated Press with a 10-3 record.

Atuaia totaled 1,247 yards on 301 carries (4.1 yards per attempt) with 11 touchdowns during his college career, while adding 68 catches for 668 yards (9.8 yards per catch) and four scoring receptions. His career-long rush was 51 yards while his long reception went for 61 yards. Atuaia also added 113 return yards as a member of the kick return team his freshman and sophomore seasons.

A native of Laie, Hawaii, Atuaia prepped at Kahuku High School before attending BYU. He served as a missionary for The Church of Jesus Christ of Latter-day Saints in Tucson, Ariz., from 1992-93. He received his bachelor's degree from BYU-Hawaii in 2003.

Atuaia and his wife Elizabeth, an accomplished recording artist and lead singer for the 1980s pop group The Jets, are the parents of seven children. His brothers Alema (1993, 1995-96) and Donny (1995-1999) also played football at BYU.

THE ATUAIA FILE



• Fourth season at Virginia

• Last name is pronounced: Ah-too-why-ah

• In his first season as a full-time collegiate coach in 2013 he helped BYU's rushing game finish No. 10 in the nation in rushing yards per game

• At BYU had a history of working with big, strong and powerful running backs that later went on to the NFL

• @UVACoachAtuaia

PERSONAL

Hometown: Laie, Hawaii

Family: Wife, Elizabeth; seven children

EDUCATION

High School: Kahuku HS, Kahuku, Hawaii, 1991

College: BYU-Hawaii, 2003

Graduate School: BYU, 2011, M.P.A.; J.D., 2011

PLAYING EXPERIENCE

• BYU (1991, 1994-96)

COACHING EXPERIENCE

• 2013-15 – BYU (running backs)

• 2016-19 – Virginia (running backs)

POSTSEASON EXPERIENCE

• Holiday Bowl (1991) - player

• Copper Bowl (1994) - player

• Cotton Bowl (1997) - player

• Fight Hunger Bowl (2013)

• Miami Beach Bowl (2014)

• Las Vegas Bowl (2015)

• Military Bowl (2017)

• Belk Bowl (2018)

• Orange Bowl (2019)

FORMER PROMINENT PLAYERS COACHED

• Jamaal Williams (BYU)

• Paul Lasike (BYU)

• Fahu Tahī (BYU)

• Fui Vakapuna (BYU)

• Harvey Unga (BYU)

• Manase Tonga (BYU)

• Taquan Mizzell (Virginia)

• Jordan Ellis (Virginia)

QUARTERBACKS

JASON BECK

Jason Beck is in his fourth season at Virginia on Bronco Mendenhall's staff and is the quarterbacks coach.

Under Beck's guidance in 2018, quarterback Bryce Perkins shattered UVA's single-season record for total offense (3,603), which ranked No. 3 in the ACC and No. 21 in the nation. Perkins and 2018 Heisman Trophy winner Kyler Murray (Oklahoma) were the only two players in the nation with 2,600+ passing yards and 900+ rushing yards. Perkins finished 2018 No. 1 in the ACC and No. 13 in the nation in points responsible for with 206. His 25 passing touchdowns are tied for No. 2 on UVA's single-season ledger and were No. 2 in the ACC in 2018. Perkins' 34 total touchdowns (25 passing, nine rushing) set a UVA single-season record. Perkins is the only UVA quarterback to ever pass for 1,500+ yards and 900+ rushing yards.

Under Beck's watchful eye, UVA quarterback Kurt Benkert had a record-breaking season in 2017. The UVA senior quarterback became the first player in program history to throw for over 3,000 yards in a season. Benkert finished the season with 3,207 passing yards and a single-season program record 298 completions. Benkert's 25 passing touchdowns in 2017 rank No. 2 all-time at UVA for a season. He also set the UVA single-season standard for total offense with 3,144 total yards. The 2017 UConn game saw Benkert break his own single-game passing and single-game total offense records he set in 2016. Against the Huskies he amassed 455 passing yards and 465 total offense yards. A UVA quarterback has only passed for 400 yards three times in a game and Benkert has done it twice.

Beck saw Benkert finish his two-year UVA career with 5,759 career passing yards and 46 career touchdowns, both numbers rank No. 3 all-time in the UVA annals. In 2016 and 2017 Benkert became the fastest quarterback in a season to reach 1,000 and 2,000 yards of passing, doing so in four and eight games, respectively. With 21 passing touchdowns in 2016 and 25 in 2017, Benkert is the only UVA quarterback to throw for at least 20 touchdowns in multiple seasons.

Beck, a former Cougar quarterback and offensive intern on Mendenhall's BYU coaching staff, returned to Provo in 2013 with six years of coaching experience, including stints at LSU, Weber State and Simon Fraser.

Beck helped true freshman Tanner Mangum break all BYU freshman QB marks in 2015 after taking over for injured Heisman hopeful Taysom Hill in the season opener. Mangum earned 2015 Freshman of the Year honors from the Touchdown Club of Columbus (Ohio) after he was the only freshman to finish the regular season with more than 3,000 passing yards and a 60 percent completion percentage.

In 2014, Beck helped BYU successfully navigate a season-ending injury to Hill in the season's fifth game as Hill and Christian Stewart combined to total 3,623 yards and 32 touchdowns on the year, including 25 TDs by Stewart. As a sophomore quarterback in 2013, Hill passed for 2,938 yards and 19 TDs while also rushing for 1,344 yards and 10 TDs under Beck's tutelage.

In 2012, Beck was hired as the offensive coordinator at Simon Fraser located in Burnaby, British Columbia, Canada. SFU is the first and only member of the NCAA located outside of the United States. Beck turned an offense that ranked last in the Great Northwest Athletic Conference in total offense, passing offense and scoring offense in 2011 into the league's No. 1-rated attack in all three categories during the program's first year as a full NCAA Division II member in 2012. The team nearly doubled its total touchdowns scored, going from 28 to 52, and more than tripled its passing TDs, jumping from nine to 28.

Under Beck's direction, the Clan offensive attack improved from 24 points per game to 34.3 points per contest to rank No. 36 overall in Div. II compared to a ranking of 109th the prior season. SFU also averaged 440.4 yards in total offense (No. 31 in Div. II) compared to 335.4 yards the prior year (which ranked 111th) and 306.3 passing yards (No. 14 in Div. II) compared to 147.4 yards through the air (which ranked 131st) in 2011.

Players also thrived individually as SFU quarterback Trey Wheeler ranked No. 14 in Div. II in passing yards per game at 297.1 yards per game while receiver Lemar Durant ranked No. 4 in receiving yards per game (119.8), No. 7 in receptions per game (8.27) and No. 18 in scoring (9.27 ppg). Durant received first-team all-conference, conference newcomer of the year, and All-America Second Team recognition with 82 catches for 1,227 yards and 16 TDs.

Beck served as quarterbacks coach at Weber State in Ogden, Utah, for three years from 2009-2011 under head coach Ron McBride. Under his tutelage, Wildcat quarterback Cameron Higgins set school records for most career passing yards (12,274), most career touchdowns passes (98), most career total touchdowns (105), most career pass completions (935) and career passing efficiency rating (144.5). Higgins completed his career as one of the most prolific players in Big Sky Conference history, ranking No. 1 in passing touchdowns, No. 2 in total touchdowns and No. 3 in total offense.

Prior to Weber State, Beck served the 2008 season as an offensive intern at LSU working with the quarterbacks under offensive coordinator Gary Crowton on Les Miles' staff. He also assisted with quarterbacks as an offensive intern on Mendenhall's staff at BYU in 2007 with Robert Anae as the offensive coordinator.

As a player at BYU, Beck served as the backup to All-American quarterback John Beck from 2004-2006, including a redshirt year due to an injury suffered his junior season. He totaled 553 passing yards and 28 rushing yards, including 305 yards on 20-of-28 passing in his lone start in a 38-0 victory over Utah State his senior season.

Beck transferred to BYU from College of the Canyons in Santa Clarita, Calif., where he led the COC Cougars to an 11-1 season and Western States Conference Northern Division title as a sophomore. A unanimous first-team All-Western States Conference pick, he led COC to a No. 1 ranking in California and No. 4 national JC ranking, throwing for 2,052 yards while completing 77.5 percent of his passes. He also added 430 rushing yards. Current UVA offensive line coach Garrett Tujague was the COC offensive line coach during Beck's year in Santa Clarita.

A Junior College Academic All-American, Beck spent his freshman season at Ventura College after prepping at Hueneme High School in his hometown of Oxnard, Calif. Before starting college, he served a two-year mission for The Church of Jesus Christ of Latter-day Saints in Denver, Colo., from 1999-2001.

Beck earned bachelor's and master's degrees in communications from BYU in 2006 and 2011. He is married to former BYU soccer standout Jaime Rendich, and they have a daughter, Peyton, and twin sons, Cameron and Jackson. Jaime was a four-year starter and All-American midfielder/forward during her BYU career from 2002-05.

THE BECK FILE



- Fourth season at Virginia
- Played quarterback for Bronco Mendenhall at BYU
- Helped mentor two record-setting quarterbacks at BYU and one at Virginia
- Has collegiate experience as an offensive coordinator
- @Coach_Beck7

PERSONAL

Hometown: Oxnard, Calif.

Family: Wife, Jaime; daughter, Peyton, twin sons, Cameron and Jackson

EDUCATION

High School: Huenme HS, Oxnard, Calif., 1999

College: BYU, 2006

Graduate School: BYU, 2011, M.A.

PLAYING EXPERIENCE

- Ventura College (2002)
- College of the Canyons (2003)
- BYU (2004-06)

COACHING EXPERIENCE

- 2007 – BYU (offensive intern)
- 2008 – LSU (offensive intern)
- 2009-11 – Weber State (quarterbacks)
- 2012 – Simon Fraser (offensive coordinator)
- 2013-15 – BYU (quarterbacks)
- 2016-19 – Virginia (quarterbacks)

POSTSEASON EXPERIENCE

- Las Vegas Bowl (2005) - player
- Las Vegas Bowl (2006) - player
- Las Vegas Bowl (2007)
- Chick-fil-A Bowl (2008)
- FCS Playoffs First Round (2009)
- Fight Hunger Bowl (2013)
- Miami Beach Bowl (2014)
- Las Vegas Bowl (2015)
- Military Bowl (2017)
- Belk Bowl (2018)
- Orange Bowl (2019)

FORMER PROMINENT PLAYERS COACHED

- Taysom Hill (BYU)
- Tanner Mangum (BYU)
- Kurt Benkert (Virginia)
- Cameron Higgins (Weber State)

WIDE RECEIVERS

MARQUES HAGANS

Marques Hagans is in his seventh season at Virginia as a full-time assistant coach and his fourth on Bronco Mendenhall staff as the wide receivers coach. Hagans spent the 2011 and 2012 seasons at UVA as a graduate assistant, working with the offense.

In 2018 Hagans mentored Olamide Zaccheaus, who finished his senior season No. 1 in the ACC and No. 5 in the nation with 93 receptions. After 12 catches, 100 receiving yards and three touchdowns, Zaccheaus was named MVP of the Belk Bowl after a 28-0 triumph over South Carolina. Zaccheaus concluded his career with 250 receptions, No. 1 all-time at UVA and No. 6 all-time in ACC history. Zaccheaus also became only UVA's third 1,000-yard receiver, finishing with 1,058 receiving yards, which was No. 3 in the ACC. Zaccheaus also finished his career No. 2 all-time at UVA with 2,753 career receiving yards.

Under Hagans' watchful eye in 2017, UVA saw its first receiving trio to amass at least 600 receiving yards in the same season as Zaccheaus (895), Andre Levrone (689) and Doni Dowling (647) accomplished the feat. Dowling (136), Levrone (127) and Zaccheaus (122) also became the first Cavalier trio to amass 100+ receiving yards in the same game when they did so against UConn in 2017. It was only the sixth time such a feat happened in the ACC since 2000. Also in 2017, Zaccheaus set the UVA single-season record for receptions in a season with 85, while his 895 yards in 2017 rank No. 5 all-time on UVA's single-season ledger. Dowling, Levrone and Zaccheaus all reached 1,000 career receiving yards in 2017, giving Hagans seven wide receivers he has coached at UVA that have reached the mark.

In 2016 three members of the wide-receiving corps combined for 150 catches for 1,686 receiving yards and 14 touchdowns. Zaccheaus led the wide-receiving group with 51 receptions and seven touchdowns. Doni Dowling led the team with 626 receiving yards on his 50 catches and four scores. Rounding out the group was senior Keeon Johnson, who made 49 catches for 476 yards and three touchdowns.

Wide receiver Canaan Severin thrived under Hagans earning second-team All-ACC honors in 2015 after finishing the regular season ranked No. 3 in the ACC with 759 receiving yards. Severin's 759 receiving yards also ranks No. 15 all-time in the UVA record book for a season. Severin caught 54 passes and eight touchdowns. The 54 receptions tie him with Herman Moore (1990) for No. 11 all-time in the UVA annals for catches in a season. In 2015 Severin became the 20th player in program history with 100 receptions and finished his career No. 19 all-time with 102 catches, 96 of which came over the 2014 and 2015 seasons. Severin finished his career with 1,383 receiving yards, which ranks No. 15 all-time in the UVA record book.

Severin's rise began in 2014 under Hagans. As a junior Severin led UVA with 42 catches for 578 yards and five touchdowns after entering the season with six career receptions.

Hagans oversaw the emergence of Johnson in 2013, then a true freshman. Despite not playing the first four games of a potential redshirt season, Johnson completed one of the best true freshman seasons in recent UVA history, catching 20 passes for 282 yards and a score in the final eight games of the season.

Hagans was a four-year letterwinner at UVA from 2002-05 and currently is No. 7 all-time in passing at UVA with 4,877 passing yards. He finished his career at No. 5, but has since been passed by Jameel Seweel and Marc Verica, the two starting quarterbacks to follow him in Charlottesville. Hagans is No. 5 all-time at UVA in total offense with 5,779 yards and his 2005 season ranks No. 3 all-time with 2,802 total yards. Only his predecessor, Matt Schaub (2002 & 2003), and current quarterback Matt Johns (2015) had better seasons in the UVA annals in regards to total offense.

The St. Louis Rams selected Hagans in the fifth round (144 overall) of the 2006 NFL Draft. He spent three seasons with the Rams before being picked up by the Kansas City Chiefs for the 2009 campaign. Hagans finished the 2009 season with the Washington Redskins and was released in the summer of 2010 after injuring himself in off-season workouts.

Hagans is a native of Hampton, Va., and graduated from Hampton High School after spending two years at neighboring Bethel High School. As a junior at Hampton, Hagans led the Crabbers to the state championship in Group AAA, Division 5 of the Virginia High School League in 1998. Hampton advanced to the state semifinals in Hagans' senior season in 1999.

Hagans graduated with a degree in anthropology from UVA in 2005 and is currently finishing a graduate degree in professional studies.

Hagans resides in Charlottesville with his wife, the former Lauren Swierczek, a former Cavalier women's basketball player. The couple has two sons, Christopher Dex and Jackson Watford.

THE HAGANS FILE



• *Seventh season at Virginia*

• *Seventh season as UVA's wide receivers coach after spending two seasons as a graduate assistant working with the offense*

• *Is No. 8 all-time at UVA with 4,877 career passing yards*

• *His 358 passing yards against Minnesota in the 2005 Music City Bowl are the most by a UVA player in a bowl game*

@coachmhagans

PERSONAL

Hometown: Hampton, Va.

Family: Wife, Lauren; sons, Christopher Dex and Jackson Watford

EDUCATION

High School: Hampton HS, Hampton, Va., 2000

College: Virginia, 2005

PLAYING EXPERIENCE

- Virginia (2000-05)
- St. Louis Rams (2006-07)
- Kansas City Chiefs (2008)
- Indianapolis Colts (2008)
- Washington Redskins (2008-10)

COACHING EXPERIENCE

- **2011-12** – Virginia (graduate assistant)
- **2013-19** – Virginia (wide receivers)

POSTSEASON EXPERIENCE

- Continental Tire Bowl (2002)
- Continental Tire Bowl (2003)
- MPC Computers Bowl (2004)
- Gaylord Hotels Music City Bowl (2005)
- Chick-fil-A Bowl (2011)
- Military Bowl (2017)
- Belk Bowl (2018)
- Orange Bowl (2019)

FORMER PROMINENT PLAYERS COACHED

- Kris Burd (Virginia)
- Darius Jennings (Virginia)
- Keeon Johnson (Virginia)
- Andre Levrone (Virginia)
- Canaan Severin (Virginia)
- Olamide Zaccheaus (Virginia)

INSIDE LINEBACKERS

SHANE HUNTER

Shane Hunter is in his fourth season at Virginia on Bronco Mendenhall's staff and is the inside linebackers coach.

Hunter's inside linebacker group assisted with UVA finishing 2018 No. 12 in the nation in team passing efficiency defense (107.62), No. 16 in passing yards allowed (183.0), No. 20 in the nation in team defense (330.5) and No. 20 in scoring defense (20.1). UVA's 28-0 drubbing of South Carolina in the 2018 Belk Bowl was the first time an SEC team was shutout in a bowl by a non-SEC team since the 1975 Gator Bowl.

In 2017, Hunter oversaw a tremendous senior season for inside linebacker Micah Kiser, who was named the Campbell Trophy winner (Academic Heisman) and led the ACC in tackles for the third year in a row. Only Boston College's Luke Kuechly (2009-11) had previously accomplished the feat in league history. Kiser was also a three-time first-team All-ACC honoree and received multiple All-America honors over the past two seasons. Kiser's 145 tackles in 2017 rank No. 2 all-time on UVA's single-season ledger.


Hunter was a graduate assistant coach on Mendenhall's staff at BYU the last three seasons, where he worked with the defensive front seven and special teams. The former Cougar linebacker was the defensive line coach at Snow College during the 2011 and 2012 seasons and was also the special teams coordinator in his second season with the Badgers.

Hunter is a 2011 graduate of BYU where he earned his degree in exercise science. As a player, Hunter was a middle linebacker for the Cougars during the 2008, 2009 and 2010 seasons and he started all 13 games as senior. During the 2010 season, Hunter recorded 85 tackles, 3.5 tackles for loss, two interceptions, one forced fumble and one fumble recovery and earned honorable mention All-Mountain West Conference honors.

He was also named to the Academic All-Mountain West Conference team and was a member of the National Football Foundation Hampshire Honor Society. The Idaho Falls, Idaho native spent his freshman season at Snow College.

Hunter is married to Carrie Draper and the couple has three children.

THE HUNTER FILE



- Fourth season at Virginia
- Played three seasons at linebacker for Bronco Mendenhall at BYU
- Spent three seasons at BYU as a graduate assistant working with the defense
- Also has junior college coaching experience
- @hotohunt09

PERSONAL

Hometown: Idaho Falls, Idaho

Family: Wife, Carrie; three children, Halle, Hudson and Maizy

EDUCATION

High School: Idaho Falls HS, Idaho Falls, Idaho, 2003

College: BYU, 2011

PLAYING EXPERIENCE

- Snow College (2007)
- BYU (2008-10)

COACHING EXPERIENCE

- 2011 – Snow College (defensive line)
- 2012 – Snow College (defensive line/spec. teams coord.)
- 2013-15 – BYU (defensive graduate assistant)
- 2016-19 – Virginia (inside linebackers)

POSTSEASON EXPERIENCE

- Las Vegas Bowl (2008) - player
- Las Vegas Bowl (2009) - player
- New Mexico Bowl (2010) - player
- Fight Hunger Bowl (2013)
- Miami Beach Bowl (2014)
- Las Vegas Bowl (2015)
- Military Bowl (2017)
- Belk Bowl (2018)
- Orange Bowl (2019)

FORMER PROMINENT PLAYERS COACHED

- Micah Kiser (Virginia)

DEFENSIVE LINE

VIC SO'OTO

Vic So'oto is in his third season as a full-time assistant coach on Bronco Mendenhall's UVA staff. He was elevated to the position of assistant coach for the Cavaliers' defensive line after originally joining the Virginia football program in 2016 as a graduate assistant coach.

In 2018, So'oto's defensive line assisted UVA in finishing No. 12 in the nation in team passing efficiency defense (107.62), No. 16 in passing yards allowed (183.0), No. 20 in the nation in team defense (330.5) and No. 20 in scoring defense (20.1). UVA's 28-0 drubbing of South Carolina in the 2018 Belk Bowl was the first time an SEC team was shutout in a bowl by a non-SEC team since the 1975 Gator Bowl.

In his first season (2017) overseeing the defensive line, Andrew Brown notched 46 tackles, 10.5 tackles for loss and earned an invite to the Senior Bowl. At nose tackle Eli Hanback recorded 58 tackles and 5.5 tackles for loss. Thanks to its pass rush, So'oto coached a defensive front that helped UVA notch the seventh-best pass defense in the nation in 2017.

So'oto was a four-time letterwinner at BYU where he began his career as a tight end and played his final three seasons at linebacker and defensive end where he earned All-Mountain West Conference honors as a senior in 2010. He was the first player to commit to the Cougars' program when Bronco Mendenhall was named head coach.

During his career he suffered two season-ending injuries and was granted a sixth year of eligibility by the NCAA. He had 12 receptions for 124 yards on offense for the Cougars and tallied 55 tackles, 15.5 tackles for loss, six sacks and one interception on defense. He earned his undergraduate degree in geography in 2010.

So'oto made the Green Bay Packers roster in 2011 as a free agent and appeared in seven games. So'oto's NFL career spanned four seasons and he went on the play for the Oakland Raiders (2012), Washington Redskins (2012), Arizona Cardinals (2013), New Orleans Saints (2013) and Pittsburgh Steelers (2014).

So'oto started his post-playing career under Mendenhall at BYU as an intern in the football office in 2015 working with special projects and came to Charlottesville as a graduate assistant in 2016.

So'oto is a second cousin of NFL Hall of Fame linebacker Junior Seau. A native of Oceanside, Calif., he and his wife Ashley, who was Mendenhall's personal assistant in the football office at BYU, have five children -- Fia, Ave, Tre, Samson and Mack.

THE SO'OTO FILE



- Third Season at Virginia
- Last name is pronounced: So-OH-Toe
- Four-year letterwinner for Bronco Mendenhall at BYU
- Spent 2016 as a graduate assistant at Virginia
- Spent four seasons in the NFL

@sooto_vic

PERSONAL

Hometown: Oceanside, Calif.

Family: Wife, Ashley; five children

EDUCATION

High School: Carlsbad HS, Carlsbad, Calif., 2005

College: BYU, 2010

PLAYING EXPERIENCE

- BYU (2005-10)
- Green Bay Packers (2011-12)
- Oakland Raiders (2012)
- Washington Redskins (2012)
- Arizona Cardinals (2013)
- New Orleans Saints (2013)
- Pittsburgh Steelers (2014)

COACHING EXPERIENCE

- 2015 – BYU (project coordinator)
- 2016 – Virginia (defensive graduate assistant)
- 2017-19 – Virginia (defensive line)

POSTSEASON EXPERIENCE

- Las Vegas Bowl (2007) - player
- Las Vegas Bowl (2008) - player
- Las Vegas Bowl (2009) - player
- New Mexico Bowl (2010) - player
- Las Vegas Bowl (2015)
- Military Bowl (2017)
- Belk Bowl (2018)
- Orange Bowl (2019)

FORMER PROMINENT PLAYERS COACHED

- Andrew Brown (Virginia)

OFFENSIVE LINE

GARETT TUJAGUE

Garett Tujague is in his fourth season at Virginia on Bronco Mendenhall's staff and is the offensive line coach.

Tujague's (TOO-jay) offensive line in 2018 assisted in helping block for an offense that scored 370 points in 2018, the fourth-most points scored ever by a Cavalier football team. Quarterback Bryce Perkins shattered UVA's single-season record for total offense (3,603), which ranked No. 3 in the ACC and No. 21 in the nation. Perkins and 2018 Heisman Trophy winner Tyler Murray (Oklahoma) were the only two players in the nation with 2,600+ passing yards and 900+ rushing yards. Olamide Zaccheaus finished his senior season No. 1 in the ACC and No. 5 in the nation with 93 receptions. Zaccheaus concluded his career with 250 receptions, No. 1 all-time at UVA and No. 6 all-time in ACC history. Zaccheaus (1,058 receiving) and Jordan Ellis (1,026 rushing) gave UVA a 1,000-yard receiver and 1,000-yard rusher in the same season for just the second time in program history (1990).

In 2017 Tujague coached an offensive line that blocked for quarterback Kurt Benkert's record-breaking season. The UVA senior quarterback became the first player in program history to throw for over 3,000 yards in a season. Benkert finished the season with 3,207 passing yards and a single-season program record 298 completions. Benkert's 25 passing touchdowns in 2017 rank No. 2 all-time at UVA for a season. Anaë's offense also created the first UVA receiving trio to each amass at least 600 receiving yards in the same season as Zaccheaus (895), Andre Levrone (689) and Doni Dowling (647) accomplished the feat.

In 2016, Tujague oversaw a line headed by Rimington Trophy watch list member Jackson Matteo and four-year starter Eric Smith. Tujague's line helped make UVA running back Taquan Mizzell become the first player in ACC history with at least 1,500 career rushing and 1,500 career receiving yards. Benkert set a couple passing marks in front of Tujague's line, including a program record for passing yards in a game with 421 against Central Michigan, which he bested in 2017 against UConn (455). Benkert also became the fastest quarterback in a season to reach 1,000 and 2,000 yards of passing, doing so in four and eight games, respectively. Benkert accomplished that feat in 2016 and 2017.

Tujague was Mendenhall's offensive line coach at BYU from 2013-15 after serving 15 years at the College of the Canyons in Santa Clarita, Calif., from 1997-2012, the last six as head coach. Under his direction, the COC Cougars earned a 43-25 record and received five bowl invitations in his six seasons. Under Tujague's guidance, BYU center Tejan Koroma earned freshman All-America honors in 2014 after helping BYU rank No. 14 in the nation in scoring.

While at College of the Canyons, Tujague coached and developed three conference players of the year, an all-state player of the year, eight all-state athletes and five JC All-Americans at COC. His teams earned three postseason wins and he was named the Southern California Football Association National Conference Coach of the Year in 2008 following a 12-1 season. He was also honored as the Western States Conference Co-Coach of the Year in 2007 after a 9-3 record.

Prior to his promotion to head coach in 2007, Tujague served nine years as assistant head coach and offensive line coach at COC under Chuck Lyon, helping build the program upon its reinstatement in 1998 after 17 years without football. Before College of the Canyons, he coached at Chabot College from 1993-95 and the University of Redlands from 1996-97. While at Redlands, the Bulldogs won two Southern California Intercollegiate Athletic Conference Championships.

As a player, Tujague was a left guard at BYU under LaVell Edwards from 1989-1991 after two years at Chabot College, where he earned All-America honors as an offensive lineman. After redshirting at BYU in 1989, he contributed to the Cougars' second-straight 10-3 season and top-25 final ranking in 1990. Statistically, the offense ranked No. 2 in the nation at 565.8 yards per game while also rating No. 2 in scoring, putting up 42.5 points per contest.

As a senior in 1991, Tujague earned starting duties protecting Heisman Trophy winner and consensus All-American quarterback Ty Detmer. The Cougar offensive front helped BYU rank No. 5 in total offense at 479.5 yards per outing and No. 11 nationally in scoring at 35 points per game. The Cougars won the conference championship all three seasons Tujague was in Provo.

Tujague received a bachelor's degree in recreation management from BYU in 1992 and a master's degree in educational counseling from the University of Redlands in 1997. A native of Pleasanton, Calif., Tujague and his wife, Cami, are the parents of three children.

THE TUJAGUE FILE



- Fourth season at Virginia
- Last name is pronounced: TOO-jay
- Was a starting offensive lineman at BYU during Ty Detmer's Heisman Trophy season in 1990
- Owns six years of head coaching experience at the College of the Canyons

@Coach2J

PERSONAL

Hometown: Pleasanton, Calif.

Family: Wife, Cami; three children, Savannah, Summer and Carson

EDUCATION

High School: Amador Valley HS, Pleasanton, Calif., 1987

College: BYU, 1992

Graduate School: University of Redlands, 1997, M.A.

PLAYING EXPERIENCE

- Chabot College (1987-88)
- BYU (1989-91)

COACHING EXPERIENCE

- 1993-95 – Chabot College (assistant coach)
- 1996-97 – University of Redlands (assistant coach)
- 1998-2006 – College of the Canyons (offensive line)
- 2007-12 – College of the Canyons (head coach)
- 2013-15 – BYU (offensive line)
- 2016-19 – Virginia (offensive line)

POSTSEASON EXPERIENCE

- Holiday Bowl (1989) - player
- Holiday Bowl (1990) - player
- Holiday Bowl (1991) - player
- Graffiti Bowl (1995)
- McDonald's Community College Bowl (1998)
- Southern California Bowl (1999)
- Western State Conference Bowl (2000)
- Western State Conference Bowl (2001)
- Southern California Bowl (2002)
- Western State Conference Bowl (2003)
- Western State Conference Bowl (2004)
- Western State Conference Bowl (2005)
- Western State Conference Bowl (2007)
- Western State Conference Bowl (2008)
- Golden Empire Bowl (2010)
- Southern California Bowl (2012)
- Fight Hunger Bowl (2013)
- Miami Beach Bowl (2014)
- Las Vegas Bowl (2015)
- Military Bowl (2017)
- Belk Bowl (2018)
- Orange Bowl (2019)

FORMER PROMINENT PLAYERS COACHED

- Tejan Koroma (BYU)
- De'Ondre Wesley (BYU)
- Karim Barton (College of the Canyons)
- Caylin Hauptmann (College of the Canyons)
- Mychal Rivera (College of the Canyons)
- Jason Pierre-Paul (College of the Canyons)
- Marcus Applefield (Virginia)
- Eric Smith (Virginia)

SHAWN GRISWOLDDIRECTOR OF FOOTBALL DEVELOPMENT
AND PERFORMANCE

Shawn Griswold is in his second year at UVA after joining the Virginia staff in January of 2018 as the director of football development and performance.

A native of Santa Rosa, Calif., Griswold came to Virginia after working at Arizona State from 2012-2017 as the Sun Devils' head coach for sports performance. He spent the 2011 season at Pittsburgh as the Panthers' director of strength and conditioning. Prior to that he was the director of strength and conditioning at Tulsa from 2008 to 2010.

During that 10-year period, he worked for former head coach Todd Graham at each of those schools. His training and conditioning programs were considered an integral part of Graham's fast-paced style of play. Griswold was a part of teams that went to eight bowl games during a 10-year stretch, including four that won 10-or-more games during their respective seasons.

Arizona State appeared in five bowl games while Griswold worked for the Sun Devils. The Sun Devils won the Pac-12 South Division in 2013 and the 2014 squad finished ranked 12th in the final Associated Press Poll.

In his only season at Pitt, Griswold saw the Panthers earn a berth to the BBVA Compass Bowl (Birmingham, Ala.).

Griswold had two stints at Tulsa (2004-06 and 2008-10) as director of strength and conditioning. During that time the Golden Hurricane earned four bowl berths and captured the 2005 Conference USA championship. In addition to working with the football team, he also had oversight of the entire strength and conditioning program for Tulsa athletics. He spent the 2007 season at Louisville as an assistant strength and conditioning coach for the Cardinals.

Prior to Tulsa, Griswold worked for five years as head strength and conditioning coordinator at his alma mater, Utah State. He oversaw the athletic development for 16 varsity sports and was directly responsible for designing the strength and conditioning programs for football, basketball and volleyball.

A former defensive line standout at Piner High School in Santa Rosa, Calif., Griswold played at Utah State where he earned four letters from 1992 to 1995. As a tight end in 1995, he caught 23 passes for 272 yards and four scores. Griswold's career began as a graduate assistant coach for the Aggies before he was promoted to assistant strength and conditioning coordinator.

Griswold earned both his bachelor's and master's degrees from Utah State. He received a bachelor's degree in exercise science in 1996 and a master of science degree in 1998.

**MATT EDWARDS**

FOOTBALL ANALYST

Matt Edwards is in his third season on Bronco Mendenhall's staff as Virginia's football analyst.

Edwards came to Virginia after a two-year stint as an assistant coach at Southern Virginia. He was the recruiting coordinator, coaching the offensive line in 2015 and the wide receivers in 2016.

Edwards started his collegiate coaching career as a graduate assistant at BYU under Mendenhall in 2013 and 2014, working with the offense.

Edwards graduated from Brigham Young in 2011 with a B.S. in mathematics and earned a masters in public administration in 2013. He was a tight end on the BYU football team, lettering in 2010 and 2011.

Edwards is married to the former MaryBeth Small and they have a son, Luke. He is the grandson of the late Hall of Fame BYU football coach LaVell Edwards.



KIRK GARNER

GRADUATE ASSISTANT

Kirk Garner is in his second season as a graduate assistant coach at Virginia. He works with the offense.

Garner is a four-year letterwinner at Virginia who appeared in 32 career games for the Cavaliers. He missed UVA's last 12 games of 2017 after suffering a season-ending injury. Garner moved into a student-coach roll for the rest of UVA's 2017 season, which ended in an appearance in the Military Bowl.

Garner collected 22 career tackles and one tackle for loss. A career limited by injuries, Garner had his most productive season in 2016 when he made 15 tackles and one tackle for loss as a primary defensive reserve (1 start) and special teams mainstay.

Garner, a native of Baltimore, Md., is a 2017 graduate of Virginia with a degree in anthropology. He received a master degree in higher education from Virginia in 2018.



DREW MEYER

GRADUATE ASSISTANT

Drew Meyer is in his third season as a graduate assistant coach at Virginia. He works with the defense and special teams.

Meyer is a former All-Big Ten punter from Wisconsin, earning four letters for the Badgers. Punting for Wisconsin from 2012-15, Meyer left Madison with more punts (256) than anyone in program history. He left Wisconsin third on the team's career punting yardage list (10,125 yards) and eighth all-time in punt average (39.8 yards per punt). Meyer is also tied for the program record for games played with 54.

Meyer, a native of Hartland, Wis., is a 2016 graduate of Wisconsin with a degree in agricultural business management. He played high school football at Arrowhead High School. In 2016 Meyer started his coaching career at his alma mater, Arrowhead High School, working with special teams.



C.J. STALKER

GRADUATE ASSISTANT

C.J. Stalker is in his first season as a graduate assistant coach at Virginia. He works with the defense.

Stalker is a three-year letterwinner at Virginia who appeared in 20 career games for the Cavaliers. He made a career-high three tackles in the 2017 Military Bowl.

Stalker collected 13 career tackles with a season-best eight in 2017. He spent all of the 2018 season on headset assisting by calling defensive plays in.

Stalker, a native of West Chester, Ohio, is a 2018 graduate of Virginia with a degree in foreign affairs. Stalker also earned a masters degree in higher education in 2019. He played high school football for Lakota West High School.



JACKSON MATTEO

GRADUATE ASSISTANT

Jackson Matteo is in his third season as a graduate assistant coach at Virginia. He works with the offense after spending 2017 with the defense.

Matteo, a four-year letterwinner at Virginia, started 24 straight games for the Cavaliers at center from 2015-16. He was on the Remington Trophy Watch List in 2016 as one of the nation's top centers. Matteo helped block for Taquan Mizzell, the first player in ACC history with 1,500 career rushing and 1,500 career receiving yards. He earned VaSID second-team all-state honors after leading UVA with 36 cut blocks.

Matteo, a native of Ashburn, Va., is a 2016 graduate of Virginia with a degree in sociology. He played high school football at Broad Run High School.



78 JOSH AHERN (AA-HERN)



Inside Linebacker • 6-3 • 225 • Freshman
Burke, Va. • Lake Braddock HS

AT VIRGINIA

2019 - Has appeared in three of UVA's 13 games ... made collegiate debut against Duke ... recorded two tackles against the Blue Devils ... has seen time on special teams and on defense.

HIGH SCHOOL AND PERSONAL

Played linebacker and tight end at Lake Braddock High School for head coach Mike Dougherty ... was a first-team all-region linebacker in 2018 as a senior after finishing with 183 tackles ... also earned first-team All-Northern Virginia honors and second-team All-Met ... 2017 first-team all-conference, all-region and all-area honoree ... helped lead Lake Braddock to the conference championship in 2017 and a third-place finish in the region after tallying 182 tackles ... son of Michel and Pete Ahern ... a three-star recruit by ESPN.com, Rivals.com and 247sports.com.

AHERN DEFENSIVELY

Year	G/GS	S	A	Tot.	TFL	QBS	FR	FC	PBU	Int	BIK
2019	3/0	0	2	2	0-0	0-0	0	0	0	0	0

91 MANDY ALONSO



Defensive End • 6-2 • 280 • Junior
Miami, Fla. • Gulliver Prep

MANDY ALONSO'S CAREER HIGHS

Tackles: 4 three times, last vs. Virginia Tech, Nov. 29, 2019

Tackles For Loss: 2.0 at North Carolina, Nov. 2, 2019

Sacks: 1.0 three times, last vs. Virginia Tech, Nov. 29, 2019

AT VIRGINIA

2019 - Has appeared in all 13 of UVA's games with nine starts ... broke up one pass against Pitt and helped the defense limit the Panthers to 78 rushing yards ... made one stop against Florida State ... made three stops against Old Dominion ... made two stops and one sack at Miami ... made one tackle, broke up a pass and recovered a fumble against Duke ... made one stop at Louisville ... made one stop against Georgia Tech ... made 1.0 tackle for loss against Liberty ... recorded four tackles against Virginia Tech and his sack in the fourth quarter forced a fumble that Eli Hanback recovered in the end zone for a touchdown to clinch the victory ... also recovered a fumble against the Hokies ... recorded three tackles and 0.5 a tackle for a loss in the ACC Championship game against Clemson. **2018** - Appeared in the first nine of UVA's games with five starts ... suffered a season-ending injury against Pitt ... in the season opener against Richmond he picked up his first career solo sack, which went for a loss of nine yards ... made first start of the season against Louisville and made three tackles ... made three tackles at NC State ... made two tackles and 0.5 tackles for loss against No. 16 Miami ... made two tackles and 0.5 tackles for loss at Duke ... made three tackles against North Carolina ... made four tackles and 0.5 tackles for loss against Pitt. **2017** - Appeared in 11 of UVA's 13 games with four starts ... one of 17 UVA true freshmen to play ... made collegiate debut against William &

Mary on defense ... made first collegiate start against Georgia Tech and made three tackles ... made second collegiate start at Miami and made three tackles, including sharing a sack, the first of his career ... also started against Virginia Tech and made five stops ... made two stops against Navy in the Military Bowl.

HIGH SCHOOL AND PERSONAL

Played defensive tackle, offensive line and long snapper at Gulliver Prep for head coach Earl Sims ... first-team All-Dade County ... collected 52 tackles, nine sacks and caused eight fumbles as a senior in 2016 ... recorded 24 tackles for loss ... son of Armando and Yamily Alonso ... parents are from Cuba ... high school coach, Earl Sims, was a three-year letterwinner for Virginia (1998, 2000-01) at linebacker ... a three-star recruit by ESPN.com, 247Sports.com and Scout.com ... a two-star recruit by Rivals.com.

ALONSO DEFENSIVELY

Year	G/GS	S	A	Tot.	TFL	QBS	FR	FC	PBU	Int	BIK
2017	11/4	6	8	14	0.5-1	0.5-1	0	0	0	0	0
2018	9/5	3	18	21	2.5-15	1.5-14	0	0	0	0	0
2019	13/9	8	13	21	5.5-21	2.0-15	2	1	2	0	0
Career	33/18	17	39	56	8.5-37	4.0-30	2	1	2	0	0

61 ENZO ANTHONY



Long Snapper • 5-10 • 225 • Freshman
Port Charlotte, Fla. • Venice HS

AT VIRGINIA

2019 - Has appeared in 12 of UVA's 13 games as the long snapper on all punts ... did not play in the William & Mary game because UVA did not punt in a game for the first time since 1989 (vs. Duke) ... made collegiate debut at Pitt in the season opener ... one of 17 UVA true freshmen to appear in 2019.

HIGH SCHOOL AND PERSONAL

Was the long snapper at Venice High School for head coach John Peacock ... helped the Venice Indians to a 13-2 season in 2018, winning a district and regional championship in the 7A Florida High School Athletics Association ... consensus five-star long snapper ... No. 1 long snapper in the state of Florida and the No. 7 long snapper in the country by Kornblue Kicking ... No. 20 long snapper in the country by Rubio Long Snapping ... 2018 Florida Athletics Coaching Association All-Star ... Rubio Long Snapping Top 12 Camp Selectee ... Kohl's Kicking National Invitational Scholarship Camp Selectee ... 2018 Chris Rubio Award Nominee ... three-time consecutive finals appearances at Rubio Long Snapping's National Event in Las Vegas, Nev. ... spent first three seasons of high school at Port Charlotte High School ... graduated cum laude from Venice High School ... member of the Model United Nations varsity team ... was a full-time dual enrollment student ... volunteer work includes Habitat for Humanity and with Venice Elementary ... son of Patricia and David Anthony ... a direct descendant of UVA founder and third president of the United States, Thomas Jefferson.

10 BRENNAN ARMSTRONG



Quarterback • 6-2 • 220 • RS-Freshman
Shelby, Ohio • Shelby HS

BRENNAN ARMSTRONG'S CAREER HIGHS

Rushing Yards: 50 vs. Louisville, Sept. 22, 2018
Passing Yards: 103 vs. William & Mary, Sept. 6, 2019
Passing Touchdowns: 1 two times, last 1 vs. Liberty, Nov. 23, 2019
Long Rush: 34 vs. Louisville, Sept. 22, 2018
Long Pass: 56 at Georgia Tech, Nov. 17, 2018
Long Pass TD: 56 at Georgia Tech, Nov. 17, 2018

AT VIRGINIA

2019 - Has appeared in six of UVA's 13 games ... missed the Florida State, Old Dominion, Notre Dame and Miami games with an injury ... against Pitt he appeared on punt coverage ... he was 9-of-10 passing for 103 yards against William & Mary ... rushed three times for 13 yards against the Tribe ... completed his only pass at North Carolina on a fake field goal ... his five-yard pass to Tanner Cowley recorded a first down in the first quarter that led to a touchdown ... was 3-of-4 passing for 73 yards and one touchdown in win over Liberty. **2018** - Appeared in four of UVA's 13 games ... one of 13 UVA true freshmen to see action in 2018 ... one of eight true freshmen to make collegiate debut in the season opener against Richmond ... seeing all his action in the fourth quarter, he rushed three times for 11 yards against the Spiders, while going 1-of-2 for six yards in college debut ... in limited action against Louisville in the ACC opener, he ran for 50 yards, including a 34-yard sprint in the second quarter ... led the UVA offense for one drive at Georgia Tech after Bryce Perkins went down with an injury ... was 1-of-2 passing and connected on his first career passing touchdown to Joe Reed for 56 yards ... also rushed twice for 13 yards against the Yellow Jackets ... appeared on one offensive play against South Carolina in the Belk Bowl, lateraling the ball to Bryce Perkins on a pass play ... retained redshirt under new NCAA rules.

HIGH SCHOOL AND PERSONAL

Was a January enrollee and took part in 2018 spring practice ... played quarterback at Shelby High School for head coach Erik Will ... four-year starter ... led Shelby to a 13-1 record and an appearance in the Division IV state semifinals ... in 11 games he completed 100-of-165 passes for 1,933 yards and 30 touchdowns ... rushed for 1,105 yards and 22 touchdowns ... named first-team Division IV OPSWA All-State ... co-Richland Source Offensive Player of the Year ... in 2016 he threw for 2,321 yards and 19 touchdowns and rushed for 1,065 yards and 18 touchdowns ... accounted for nine touchdowns in a game as a freshman, losing 83-82 to Tiffin Columbian, helping tie an Ohio High School Athletic Association record for combined points scored in a game ... completed 21-of-36 passes for 358 yards and five touchdowns in that game ... also rushed for 191 yards and four touchdowns in the record-tying game ... rated a four-star recruit by ESPN.com ... rated a three-star recruit by Rivals.com, 247Sports.com and Scout.com.

ARMSTRONG'S PASSING STATS

Year	G/GS	Comp.	Att.	Int.	Pct.	Yds	TD	LG	YPG
2018	4/0	2	5	0	.400	62	1	56	20.7
2019	6/0	15	20	2	.750	196	1	44	32.7
Career	10/0	17	25	2	.680	258	2	56	25.8

ARMSTRONG'S RUSHING

Year	G/GS	No.	Yds.	Avg.	LP	TD	YPG
2018	4/0	9	74	8.2	34	0	24.7
2019	6/0	7	19	2.7	11	0	3.2
Career	10/0	16	93	5.8	11	0	9.3

5 LAMONT ATKINS



Tailback • 5-11 • 205 • Junior
Burke, Va. • Lake Braddock HS

LAMONT ATKINS' CAREER HIGHS

Rushes: 9 vs. Liberty, Nov. 23, 2019
Rushing Yards: 61 vs. Liberty, Nov. 23, 2019
Long Rush: 33 vs. Liberty, Nov. 23, 2019
Receptions: 3 vs. Florida State, Sept. 14, 2019
Receiving Yards: 34 vs. Old Dominion, Sept. 21, 2019
Long Reception: 34 vs. Old Dominion, Sept. 21, 2019
Rushing Touchdown: 1 vs. Liberty, Nov. 23, 2019

AT VIRGINIA

2019 - Has appeared in all 13 of UVA's games with three starts ... appeared in UVA's opener at Pitt on offense and special teams ... started at running back against William & Mary and rushed three times for five yards ... also caught one pass for five yards against the Tribe ... caught three passes for 11 yards against Florida State ... made one catch for 34 yards against Old Dominion ... made a catch at Miami ... rushed once for five yards against Duke ... made one catch at Louisville ... rushed once for three yards in win over Georgia Tech ... rushed nine times for 61 yards and one touchdown in the win over Liberty. **2018** - Appeared in all 13 of UVA's games with three starts ... started the season opener against Richmond and rushed once for five yards ... made one special teams tackle at Indiana ... started the Ohio game in Nashville ... caught one pass against Louisville ... rushed once for 12 yards at Duke ... rushed once for nine yards against Liberty ... rushed once for seven yards at Georgia Tech. **2017** - Appeared in all 13 of UVA's games with one start ... has seen most of his time on special teams ... made collegiate debut against William & Mary ... recorded his first career rush for one yard at Boise State ... made a special teams tackle against Duke ... made one tackle against Boston College ... made one tackle against Georgia Tech ... made first collegiate start at Louisville ... caught first career pass for 11 yards on a third down situation at No. 2 Miami.

HIGH SCHOOL AND PERSONAL

A January early enrollee who participated in spring practice ... played tailback and linebacker at Lake Braddock Secondary School for head coach James Poythress ... named the Virginia Gatorade Player of the Year ... VHSL first-team all-state running back and linebacker ... named to the *Washington Post* All-Met team ... made 61 tackles on defense with three interceptions ... rushed for 1,905 yards and 31 touchdowns, averaging 12 yards per carry, for the Bruins in 2016 as Lake Braddock went 11-2 and reached the Virginia 6A North region semifinal ... left Lake Braddock as the school's all-time leading rusher with 3,656 rushing yards ... named All-Conference 7 Offensive and Defensive Player of the Year ... selected as one of the Northern Virginia Football Hall of Fame Players of the Year ... a three-star recruit by ESPN.com, Rivals.com, 247Sports.com and Scout.com ... son of Lamont and Karonica Atkins ... has one brother, Kendall.

ATKINS' RUSHING

Year	G/GS	No.	Yds.	Avg.	LP	TD	YPG
2017	13/0	1	1	1.0	1	0	0.1
2018	13/3	4	33	8.3	12	0	2.8
2019	13/3	15	73	4.9	33	1	5.6
Career	39/6	20	107	5.4	33	1	2.7

ATKINS' RECEIVING

Year	G/GS	No.	Yds.	Avg.	LP	TD	YPG
2017	13/0	1	11	11.0	11	0	0.8
2018	13/3	1	1	1.0	1	0	0.1
2019	13/3	8	61	7.6	34	0	4.7
Career	39/6	10	73	7.3	34	0	1.9

39 JAYLON BAKER



Cornerback • 6-2 • 170 • RS-Freshman
Chattanooga, Tenn. • Baylor School

AT VIRGINIA

2019 - Has appeared in five of UVA's 13 games ... made collegiate debut at Miami ... made first collegiate start at North Carolina ... made one tackle in win over the Tar Heels. **2018** - Did not appear in any games ... redshirted season.

HIGH SCHOOL AND PERSONAL

Speedy dual-threat prep player at cornerback and wide receiver ... played for coach Phillip Massey at Baylor School ... team posted a 4-8 record in 2017 and reached the quarterfinals of the Tennessee Secondary School Athletic Association Division II Class AAA playoffs ... Baylor went 8-5 in 2016 and reached semifinals of state playoffs ... named to Division II-AA East/Middle all-region team ... had 33.5 tackles in nine games in 2017 ... picked off four passes in final prep season ... had seven touchdown catches as a senior ... averaged 24.1 yards per catch on 20 receptions in 2017 ... returned one interception and one fumble for scores in 2017 ... also plays basketball and competes on track & field team at Baylor High School ... competes in high jump, long jump and triple jump ... qualified for state championships in high jump in 2016 ... son of Stephanie and Tim Baker ... rated a three-star recruit by 247Sports.com and Rivals.com.

BAKER DEFENSIVELY

Year	G/GS	S	A	Tot.	TFL	QBS	FR	FC	PBU	Int	BIK
2019	5/1	1	0	1	0-0	0-0	0	0	0	0	0

52 JOE BISSINGER



Offensive Guard • 6-4 • 305 • RS-Freshman
Houston, Texas • Memorial HS

AT VIRGINIA

2019 - Has appeared in 10 of UVA's 13 games ... has seen time at right and left guard, in addition to special teams ... has helped block for quarterback Bryce Perkins, one of two quarterbacks in the nation with 3,000+ passing yards and 700+ rushing yards. **2018** - Did not appear in any games ... redshirted season.

HIGH SCHOOL AND PERSONAL

Played offensive tackle at Memorial High School for head coach Gary Koch ... was a three-time first-team all-district selection for the 6A school ... named 2017 second-team All-Greater Houston ... elected to the city-wide all-star team in 2017 by the *Houston Chronicle* ... recipient of the 2017 H.M. Landrum Award, which is awarded to the best offensive lineman in Spring Branch ISD ... team went 3-6 his senior season with two games canceled due to Hurricane Harvey and 2-8 as a junior

... team qualified for district playoffs in 2015 ... named to Houston Chronicle's Top-100 High School Football Recruits list ... was first player from Spring Branch Independent School District to commit to a Division I program for his class ... named to the Houston Touchdown Club 2017 UIL All-Preseason team ... academic all-state honorable mention ... team captain as a senior ... on Dave Campbell's Texas Top 300 Super Team ... Vype Houston Top 100 ... squat record holder (600 pounds) at Memorial High School ... 1,000 pound Club Record Holder (1,535) at Memorial High School ... member of the National Honor Society ... son of Dave and Meg Bissinger ... has three brothers, Mike, Luke and Ben ... great grandfather, Lyso Coco, played football at Spring Hill College in Alabama ... enjoys weight lifting and fishing ... community activities include Memorial Young Life and St. Cecilia Catholic Church "LifeTeen" ... is rated a three-star recruit by ESPN.com, 247Sports.com and a two-star recruit by Rivals.com.

29 JOEY BLOUNT



Free Safety • 6-2 • 190 • Junior
Atlanta, Ga. • Landmark Christian

JOEY BLOUNT'S CAREER HIGHS

Tackles: 13 at Indiana, Sept. 8, 2018

Passes Broken Up: 1, five times, last vs. Virginia Tech, Nov. 29, 2019

Interceptions: 1, five times, last vs. Georgia Tech, Nov. 9, 2019

Long INT Return: 37 vs. Georgia Tech, Nov. 9, 2019

Tackles for Loss: 2.0 at Pitt, Aug. 31, 2019

Sacks: 2.0 at Pitt Aug. 31, 2019

HONORS

2019 - All-ACC (3rd) ... preseason Athlon Sports All-ACC (second). **2018** - Pro-Football Focus All-ACC (2nd) ... Athlon Sports All-ACC (third). ... VaSID all-state (second). **2017** - VaSID all-state (second).

AT VIRGINIA

2019 - Has appeared in all 13 of UVA's games with 10 starts ... in UVA's opener at Pitt he made seven tackles, his first two career sacks and intercepted a pass ... on back-to-back plays in the fourth quarter he made a sack and intercepted a pass to help solidify UVA's season-opening win ... recorded seven tackles against William & Mary ... made five tackles against Florida State ... made six stops in the win over Old Dominion ... led UVA with 10 tackles at No. 10 Notre Dame ... also recovered a fumble, made 1.0 tackle for loss and broke up a pass against the Irish ... led UVA with eight tackles and 0.5 sack at Miami ... named ACC Defensive Back of the Week after making 10 tackles and intercepted a pass with a 20-yard return against Duke ... made five tackles and 1.0 sack at Louisville ... made three tackles in win at North Carolina ... notched six tackles and one interception in win over Georgia Tech ... returned his interception against the Yellow Jackets for 37 yards, setting up a UVA touchdown ... notched four tackles and 1.0 tackle for loss ... shared team lead with eight tackles in Commonwealth Cup win over Virginia Tech ... led UVA with 11 tackles and 1.0 tackle for loss in the ACC Championship game against Clemson. **2018** - Appeared in 11 of UVA's 13 games with five starts ... missed the Liberty and Georgia Tech games with an injury ... appeared in the season opener against Richmond and recorded first career interception and made one tackle, which was for a loss of three yards ... notched a career-high 13 tackles, including 12 solo stops at Indiana ... also made 1.0 tackle for loss and broke up one pass against the Hoosiers ... started the Ohio game in Nashville and finished with five tackles and 0.5 tackles for loss against the Bobcats ... made four tackles against Louisville in the ACC opener ... made nine tackles and 1.0 tackles for loss at NC State ... made two tackles, broke up a pass and recorded one interception against No. 16 Miami ... he returned the interception 31 yards to help set up UVA's first points of the game ... made four

tackles at Duke ... made five tackles against North Carolina ... led UVA with 11 tackles against Pitt ... also added 0.5 tackles for loss against the Panthers ... made seven tackles and forced a fumble at Virginia Tech ... made four tackles, 1.0 tackles for loss, broke up a pass and forced a fumble against South Carolina in the Belk Bowl. **2017** - Appeared in all 13 of UVA's games with one start ... led UVA with 15 tackles on special teams, 10 of which came on kickoff coverage ... one of 17 UVA true freshmen to play ... has seen most of his time on special teams ... made collegiate debut against William & Mary on punt coverage ... recorded first career tackle against Indiana ... made another stop against UConn ... made two stops at Boise State ... made one stop at North Carolina ... notched a career-high 10 tackles against Boston College, seeing most of the second half on defense ... made his first collegiate start at Pitt, filling in at cornerback for the injured Juan Thornhill ... made two stops at Pitt and broke up a pass ... made three tackles on special teams against Georgia Tech ... made two special teams tackles at Louisville ... made five tackles at No. 2 Miami ... made six tackles against Navy in the Military Bowl ... added 0.5 tackles for loss against the Midshipmen.

HIGH SCHOOL AND PERSONAL

Played safety and quarterback at Landmark Christian School for head coach Wayne Brantley ... GHSA first-team all-region on defense and first-team all-state Single A on defense ... Fulton County first-team all-county (all classifications) on defense ... Georgia Sports Writers Association second-team all-state Class A on defense ... first-team All-Metro ... was 77-of-138 passing for 972 yards and seven touchdowns in 2016 ... rushed 75 times for 438 yards and nine touchdowns as a senior ... made 70 tackles with five tackles for a loss and five interceptions ... scored two defensive touchdowns in 2016 ... in 2015, made 30 receptions for 509 yards and seven touchdowns ... returned 11 kick returns for 167 yards and one score ... also carried nine times as a junior for 55 yards ... snatched four interceptions in 2015 and returned one for a touchdown ... captain on the football and soccer teams ... also plays basketball and soccer at Landmark Christian ... High Honors student and a member of the National Honor Society and the Beta Club ... dad, Tony, was a safety for Virginia from 1976-79 and owns the 11th-longest interception return (63) in program history ... rated a three-star recruit by 247Sports.com ... rated a two-star recruit by ESPN.com and Rivals.com.

BLOUNT DEFENSIVELY

Year	G/GS	S	A	Tot.	TFL	QBS	FR	FC	PBU	Int	BIK
2017	13/1	14	20	34	0.5-1	0-0	0	0	1	0	0
2018	11/5	39	26	65	5.0-13	0-0	0	2	2	2	0
2019	13/10	55	35	90	6.5-28	3.5-17	1	0	2	3	0
Career	37/16	108	81	189	12-42	3.5-17	1	2	5	5	0

99 JOWON BRIGGS



Defensive Tackle • 6-1 • 295 • Freshman
Cincinnati, Ohio • Walnut Hills HS

JOWON BRIGGS' CAREER HIGHS

Tackles: 6 vs. William & Mary, Sept. 6, 2019

Tackles for Loss: 1.5 vs. William & Mary, Sept. 6, 2019

Sacks: 1.0 at North Carolina, Nov. 2, 2019

HONORS

2019 - ESPN.com midseason freshman All-American ... FWAA pre-season freshman All-American ... 247Sports.com preseason freshman All-American.

AT VIRGINIA

2019 - Has appeared in 12 of UVA's 13 games with seven starts ... made collegiate debut at Pitt in the season opener ... became only

the fifth UVA freshman defensive lineman (true or redshirt) since 1986 to start a season opener ... part of UVA's run-stop game, helping limit Pitt to only 78 rushing yards on 30 carries (2.6 ypr) ... made six tackles and 1.5 tackles for loss against William & Mary ... made two tackles in UVA's win over Florida State ... made a stop at No. 10 Notre Dame ... made two tackles and shared a tackle for loss at Miami ... made four tackles at Louisville ... notched first career sack on the game's first play at North Carolina ... finished the game against the Tar Heels with four tackles.

HIGH SCHOOL AND PERSONAL

Played defensive tackle at Walnut Hills High School for head coach Gerry Beauchamp... selected to play in the 2019 Under Armour All-America Game at Camping World Stadium ... a first-team all-state honoree after making 54 tackles and six sacks ... named the ECC's Defensive Player of the Year ... earned first-team SWO District ... as a junior he made 47 tackles, three sacks and was named first-team All-ECC and second-team All-SWO District ... also was a thrower on the track & field team ... squats over 700 pounds ... an ESPN Top 300 recruit ... rated a four-star recruit by ESPN.com, 247Sports.com and Rivals.com ... rated the No. 60 overall recruit in the nation and No. 3 defensive tackle by Rivals.com ... rated the No. 68 overall recruit in the nation and No. 7 defensive tackle by 247Sports.com ... rated the No. 82 overall recruit in the nation and No. 11 defensive tackle by ESPN.com ... son of Dalila and Jowon Briggs.

BRIGGS DEFENSIVELY

Year	G/GS	S	A	Tot.	TFL	QBS	FR	FC	PBU	Int	BIK
2019	12/7	5	14	19	3.0-18	1.0-12	0	0	0	0	0

89 DEJON (DAY-JOHN) BRISSETT (BRUH-SET)



Wide Receiver • 6-1 • 195 • Senior

Mississauga, Ontario • Lake Forest Acad. (Ill.)/Richmond

HONORS

2019 - Preseason fourth-team Phil Steele All-ACC.

AT VIRGINIA

2019 - Has appeared in 11 of UVA's 13 games with two starts ... made his UVA debut in the win over Florida State after missing the first two games of the season with an injury ... recorded his first UVA start at No. 10 Notre Dame ... made first catch with Virginia at Miami for 15 yards ... made one catch against Clemson in the ACC Championship game.

PREVIOUS SCHOOL

A graduate transfer from Richmond where he spent four seasons as a wide receiver ... received a medical hardship in 2018 after a season-ending injury three games into the year ... a first-team All-CAA wide receiver in 2017 after leading Richmond with 63 receptions, while adding 896 receiving yards and seven touchdowns ... played in 33 career games for the Spiders and recorded 86 receptions for 1,282 yards and nine touchdowns ... also returned 41 kicks for 941 yards and one touchdown ... amassed 2,388 yards of total offense, averaging 72.4 yards per game for his Spider career.

HIGH SCHOOL AND PERSONAL

Played wide receiver at Lake Forest Academy in Illinois for head coach Robin Bowkett ... conference player of the year as a senior ... all-conference as a junior ... team captain and MVP as a senior ... recorded 43 receptions for 862 yards and eight touchdowns as a senior ... during junior season made 35 catches for 569 yards and seven touchdowns ... son of Bernard Brissett and McKeitha McFarland ... high school honor roll.

BRISSETT RECEIVING

Year	G/GS	No.	Yds.	Avg.	LP	TD	YPG
2015*	5/0	2	21	10.5	13	1	4.2
2016*	14/0	5	66	13.2	37	0	4.7
2017*	11/7	63	896	14.2	50	7	81.5
2018*	3/3	16	299	18.7	75	1	99.7
2019	11/2	2	18	9.0	15	0	1.6
Career	44/12	88	1300	14.8	75	9	29.5

* - denotes season played at Richmond

17 ELLIOTT BROWN



Outside Linebacker • 6-5 • 210 • Junior
Odenton, Md. • Flowers HS/Taft School

ELLIOTT BROWN'S CAREER HIGHS

Tackles: 5 vs. Duke, Oct. 19, 2019

Sacks: 1.0 vs. Pitt, Nov. 2, 2018

Tackles for Loss: 1.0 vs. Pitt, Nov. 2, 2018

Blocked Punts: 1.0 at Pittsburgh, Oct. 28, 2017

AT VIRGINIA

2019 - Has appeared in six of UVA's 13 games ... made two stops and 0.5 tackles for loss against William & Mary ... made six tackles against Duke. **2018** - Appeared in all 13 of UVA's games ... in the season opener against Richmond he recorded one tackle and one QB hurry ... made one tackle against No. 16 Miami ... made one tackle and intercepted his first career pass against Liberty. **2017** - Appeared in 10 of UVA's 13 games ... one of 17 UVA true freshmen to play ... made collegiate debut on defense against UConn ... shared a half sack with Charles Snowden at Boise State ... it was his first career sack tackle ... shared a tackle for loss at North Carolina with Charles Snowden ... partially blocked a punt at Pitt, which ended up only going 30 yards ... recovered Charles Snowden's blocked punt at No. 2 Miami, which set up a UVA touchdown.

HIGH SCHOOL AND PERSONAL

Played wide receiver at Flowers High School for head coach Kato June ... played wide receiver and linebacker at the Taft School during a postgraduate year in 2016 for head coach Tyler Whitley ... caught 53 passes for 504 yards and five touchdowns for Taft in 2016 ... collected two sacks on defense at Taft ... caught 12 passes for 87 yards and touchdown at Flowers in 2015 ... played basketball, football and ran track at Flowers and Taft ... made all-county in all three sports ... named All-Erickson and All-Founders league at Taft ... a three-star recruit by ESPN.com ... a two-star recruit by Scout.com and 247Sports.com.

BROWN DEFENSIVELY

Year	G/GS	S	A	Tot.	TFL	QBS	FR	FC	PBU	Int	BIK
2017	10/0	0	2	2	1.0-1	0.5-0	0	0	0	0	1
2018	13/0	2	3	5	1.0-3	1.0-3	0	0	1	1-2	0
2019	7/0	1	7	8	0.5-5	0.5-5	0	0	0	0	0
Career	30/0	3	12	15	2.5-9	2.0-8	0	0	1	1-2	1

16 RICHARD BURNLEY



Defensive End • 6-4 • 275 • Senior
Chesapeake, Va. • Hickory HS

RICHARD BURNLEY'S CAREER HIGHS

Receptions: 1 three times, last at Pittsburgh, Oct. 28, 2017

Receiving Yards: 6 at North Carolina, Oct. 14, 2017

Long Reception: 6 at North Carolina, Oct. 14, 2017

Receiving TD: 1 two times, last at Pittsburgh, Oct. 28, 2017

Long Receiving TD: 3 at Duke, Oct. 1, 2016

Tackles: 4 two times, last vs. Old Dominion, Sept. 21, 2019

Tackles for Loss: 1.0 two times, last at Miami, Oct. 11, 2019

Sacks: 1.0 vs. Old Dominion, Sept. 21, 2019

HONORS

2019 - CoSIDA Academic All-District 3.

AT VIRGINIA

2019 - Appeared in all 13 of UVA's games with five starts ... started the season opener at Pitt and made two tackles and broke up a pass ... made two tackles, including 0.5 tackles for loss in the win over Florida State ... made four tackles and one sack in the win over Old Dominion ... made one stop and one quarterback hurry at No. 10 Notre Dame ... made two tackles and 1.0 tackles for loss at Miami ... notched two tackles against Duke ... made one tackle at Louisville ... made two tackles in win at North Carolina ... made one stop in win over Georgia Tech ... notched three stops in the ACC Championship game against Clemson. **2018** - Started the first three games of the season ... after missing the Louisville game, it was announced he would miss the remainder of the season for medical reasons ... made first career start on defense against Richmond in the season opener ... recorded two tackles and 1.0 tackle for loss against the Spiders ... notched four tackles at Indiana. **2017** - Appeared in all 13 of UVA's games with three starts ... made all three starts at tight end ... moved to defensive end for the Military Bowl ... made his first collegiate start against Indiana ... caught second career pass at North Carolina for six yards ... caught his second career touchdown pass on a two-yard pass at Pitt. **2016** - Appeared in eight of UVA's 10 games ... injury suffered against then-No. 5 Louisville knocked him out for the rest of the season ... also saw time as the long snapper on punts ... scored two points against Central Michigan on a two-point conversion rush ... tallied his first career touchdown and reception on the same play at Duke in the ACC opener on a three-yard catch. **2015** - Appeared in three of UVA's 12 games ... made collegiate debut at Pitt on special teams ... missed the Georgia Tech, Miami, Louisville, Duke and Virginia Tech games with an injury ... received a medical hardship.

HIGH SCHOOL AND PERSONAL

Played tight end and defensive end at Hickory High School for head coach Jupiter Wilson ... rated a three-star recruit according to ESPN.com, Rivals.com and 247Sports.com ... a two-star recruit by Scout.com ... All-Conference 10 first-team honoree at tight end in 2013 and 2014 ... played in the 757 All-Star football game on the East team ... also can long snap ... all-region honoree ... named team MVP ... also was a thrower in track and a forward on the basketball team ... son of Richard and Lauren Burnley ... has two older sisters, Shauntee Parker and Richelle Dandridge ... father Richard was a tight end and linebacker at Wisconsin from 1977-80 ... played AAU basketball from 2011-14 ... volunteer at the Jim O'Sullivan Football Camp ... majoring in American studies.

BURNEY RECEIVING

Year	G/GS	No.	Yds.	Avg.	LP	TD	YPG
2015	3/0	0	0	0	0	0	0
2016	8/0	1	3	3.0	3	1	0.4
2017	13/3	2	8	4.0	6	1	0.7
Career	24/3	3	11	3.7	6	2	0.5

BURNEY DEFENSIVELY

Year	G/GS	S	A	Tot.	TFL	QBS	FR	FC	PBU	Int	BIK
2015	3/0	0	0	0	0	0	0	0	0	0	0
2016	8/0	1	0	1	0	0	0	0	0	0	0
2017	13/1	0	1	1	0.5-1	0	0	0	0	0	0
2018	3/3	6	2	8	2.0-6	0	0	1	0	0	0
2019	13/5	6	14	20	2.5-12	1.0-8	0	0	1	0	0
Career	40/9	13	17	30	5.0-19	1.0-8	0	1	1	0	0

**9 TERRELL
CHATMAN**

Wide Receiver • 6-3 • 190 • Senior
Baton Rouge, La. • Central HS/Arizona State

TERRELL CHATMAN'S CAREER HIGHS

Receptions: 3 vs. William & Mary, Sept. 6, 2019

Receiving Yards: 44 vs. William & Mary, Sept. 6, 2019

Long Reception: 33 at Pitt, Aug. 31, 2019

Receiving Touchdown: 1 vs. William & Mary, Sept. 6, 2019

AT VIRGINIA

2019 - Has appeared in nine of UVA's 13 games with three starts ... made first collegiate start at Pitt in the season opener ... grabbed one catch for 33 yards against the Panthers ... caught three passes for 44 yards and a touchdown against William & Mary ... made two catches for 17 yards at No. 10 Notre Dame ... caught one pass for 10 yards against Liberty.

PREVIOUS SCHOOL

A graduate transfer from Arizona State ... appeared in 13 career games for the Sun Devils, recording three receptions for 28 yards and a touchdown ... recorded an 11-yard touchdown against UTSA in 2018 ... also made a reception against Fresno State in the Las Vegas Bowl ... part of the same ASU recruiting class as current UVA quarterback Bryce Perkins.

HIGH SCHOOL AND PERSONAL

Played wide receiver at Central High School for head coach Sid Edwards ... listed by ESPN as the No. 30 wide receiver prospect in the nation and the No. 245 overall recruit in the country ... labeled by Scout.com as the No. 55 wide receiver prospect in the country ... ranked the No. 86 wide receiver recruit in the nation by Rivals.com ... while at ASU was roommates with current UVA quarterback Bryce Perkins.

CHATMAN RECEIVING

Year	G/GS	No.	Yds.	Avg.	LP	TD	YPG
2016*	3/0	0	0	0.0	0	0	0.0
2017*	7/0	1	8	8.0	8	0	1.1
2018*	3/0	2	20	10.0	11	1	6.7
2019	9/3	7	104	14.9	33	1	11.6
Career	22/3	10	132	13.2	33	2	6.0

* - denotes season played at Arizona State

**50 TOMMY
CHRIST**

Offensive Tackle • 6-5 • 280 • Sophomore
Sterling, Va. • Dominion HS

TOMMY CHRIST'S CAREER HIGHS

Tackles: 3 at Georgia Tech, Nov. 17, 2018

Sacks: 1.0 at Georgia Tech, Nov. 17, 2018

Tackles for Loss: 1.0 at Georgia Tech, Nov. 17, 2018

AT VIRGINIA

2019 - Made the move during the season from the defensive side of the ball to the offensive line ... appeared in two of UVA's games ... played in the William & Mary and Duke games. **2018** - Appeared in eight of UVA's 13 games with three starts ... made collegiate debut against Richmond ... made one tackle against the Spiders ... made first collegiate start against Liberty and recorded two tackles ... made three tackles and his first career sack at Georgia Tech ... made two tackles at Virginia Tech ... made two tackles and broke up a pass against South Carolina in the Belk Bowl. **2017** - Did not appear in any games.

HIGH SCHOOL AND PERSONAL

Played defensive and offensive line at Dominion High School for head coach Karl Buckwalter ... earned first-team VHSL Group 4A all-state honors on the offensive and defensive line ... *USA Today* Virginia first-team on the offensive line ... 2016 Conference 21-B Defensive Player of the Year ... first-team Washington, D.C., All-Met on the offensive line ... All-Loudon County Defensive Player of the Year ... on defense, made 79 tackles and posted 13 sacks in 2016 ... forced four fumbles, recovered three fumbles and broke up nine passes ... also collected one interception in 2016 ... son of Mike and Lori Christ ... father, Mike, played football at the Naval Academy ... has three brothers, Mike, Matt and Jimmy ... has two sisters, Jackie and Katie ... older brother, Mike, is a defensive lineman at Monmouth ... older brother, Matt, is an offensive lineman at Virginia Tech ... uncle, Tim Christ, was an offensive lineman at Rutgers and signed as an undrafted free agent with the Philadelphia Eagles ... rated a three-star recruit by ESPN.com, Rivals.com, 247Sports.com and Scout.com.

CHRIST DEFENSIVELY

Year	G/GS	S	A	Tot.	TFL	QBS	FR	FC	PBU	Int	BIK
2018	8/3	2	8	10	1.0-7	1.0-7	0	0	2	0	0

30 ANTONIO CLARY



Defensive Back • 6-0 • 190 • Freshman
Jacksonville, Fla. • Sandalwood HS

ANTONIO CLARY'S CAREER HIGHS

Tackles: 5 vs. Duke, Oct. 19, 2019

AT VIRGINIA

2019 - Appeared in five games before suffering a season-ending injury at Louisville ... made collegiate debut against Old Dominion ... made four tackles against Duke.

HIGH SCHOOL AND PERSONAL

A January enrollee that took part in 2019 spring practice ... played safety and wide receiver at Sandalwood High School for head coach Adam Geis ... finished 2018 with 53 tackles, six tackles for loss, three sacks and three interceptions ... earned first-team All-Cedar Run District honors as a utility player in 2017 ... all-conference honoree as a sophomore ... also runs track at Sandalwood ... a three-star recruit by ESPN.com, Rivals.com and 247sports.com.

CLARY DEFENSIVELY

Year	G/GS	S	A	Tot.	TFL	QBS	FR	FC	PBU	Int	BIK
2019	5/0	2	2	4	0-0	0-0	0	0	0	0	0

44 TANNER COWLEY



Tight End • 6-4 • 240 • Senior
Manasquan, N.J. • Manasquan HS

TANNER COWLEY'S CAREER HIGHS

Receptions: 3 four times, last vs. Virginia Tech, Nov. 29, 2019

Receiving Yards: 53 at North Carolina, Nov. 2, 2019

Long Reception: 40 vs. Pitt, Nov. 2, 2018

Receiving Touchdowns: 1 at North Carolina, Nov. 2, 2019

AT VIRGINIA

2019 - Appeared in all 13 of UVA's games with 10 starts ... in the season opener at Pitt he caught two passes for 27 yards ... recorded one reception for six yards against William & Mary ... made three catches for 21 yards in the win over Florida State ... made one catch for 22 yards to set up UVA's game-leading touchdown in the win over Old Dominion ... made three catches for 34 yards at No. 10 Notre Dame ... caught two passes at Miami for eight yards ... caught one pass for 19 yards against Duke ... caught one pass for 12 yards at Louisville ... caught three passes for 53 yards and his first career touchdown at North Carolina ... notched a key five-yard reception for a first down on a fake field goal in the first quarter that led to a touchdown against the Tar Heels ... caught two passes for 23 yards in win over Georgia Tech ... caught one pass for seven yards against Liberty ... caught three passes for nine yards in the Commonwealth Cup win over Virginia Tech ... caught two passes in the ACC Championship game against Clemson. **2018** - Appeared in all 13 of UVA's games with four starts ... named to ACC Honor Roll ... made first start of the season at Indiana and caught one pass for 15 yards ... caught one pass for six yards against Louisville in the ACC opener ... caught one pass for seven yards at Duke ... caught one pass for 40 yards against Pitt. **2017** - Appeared in all 13 of UVA's

games with eight starts ... made first collegiate start against Indiana ... caught first collegiate pass for seven yards and a first down against Georgia Tech ... made one catch for nine yards and a first down against Virginia Tech. **2016** - Appeared in eight of UVA's 12 games ... made collegiate debut against Richmond in the season opener ... did not appear in the Central Michigan, Pitt, North Carolina and Louisville games **2015** - Redshirted season ... named to the ACC Academic Honor Roll.

HIGH SCHOOL AND PERSONAL

Played outside linebacker and tight end at Manasquan High School for head coach Jay Price ... rated a three-star recruit according to ESPN.com, Scout.com and 247Sports ... a two-star recruit by Rivals.com ... All-Class A Central first-team ... Coast Star Defensive Player of the Year ... second-team All-Shore ... first-team All-Zone ... accumulated 82 tackles and 10 tackles for a loss in 2013 ... broke up six passes and grabbed one interception ... made 20 catches and six touchdowns while playing tight end ... also plays baseball ... son of Drew and Sandy Cowley ... has two sisters, Shae and Jane ... father, Drew, played football at Southern Connecticut from 1982-83 and at Rowan in 1985 ... sister, Shae, currently plays women's lacrosse at Duquesne ... grandfather, Bill Cowley, Sr., played basketball and baseball at Georgetown in 1952 and at St. Johns from 1953-55 ... uncle, Bill Cowley, Jr., played football at William Patterson in 1983 and baseball at Saint Leo from 1984-86 and with the Pittsburgh Pirates minor league organization from 1987-88 ... on honor roll in 2012, 2013 and 2014 ... volunteered with Restore the Shore to help cleanup after Hurricane Sandy ... volunteered at the Manasquan Recreation Football Camp.

COWLEY RECEIVING

Year	G/GS	No.	Yds.	Avg.	LP	TD	YPG
2016	8/0	0	0	0.0	0	0	0.0
2017	13/8	2	16	8.0	9	0	1.2
2018	13/4	4	68	17.0	40	0	5.2
2019	13/10	25	251	10.0	39	1	19.3
Career	47/22	31	335	10.8	40	1	7.1

15 DE'VANTE CROSS



Free Safety • 6-2 • 210 • Junior
Allentown, Pa. • Parkland HS

DE'VANTE CROSS' CAREER HIGHS

Tackles: 9 vs. Florida State, Sept. 14, 2019

Passes Broken Up: 2 vs. Duke, Oct. 19, 2019

Interceptions: 2 vs. Liberty, Nov. 23, 2019

Long INT Return: 52 vs. Liberty, Nov. 23, 2019

Tackles for Loss: 2.0 vs. Clemson, Dec. 7, 2019

Sacks: 1.0 vs. Clemson, Dec. 7, 2019

AT VIRGINIA

2019 - Has started all 13 of UVA's games ... at Pitt he made three tackles, while breaking up one pass ... recorded five tackles and 1.0 tackles for a loss against William & Mary ... made nine tackles in the win over Florida State, including assisting Bryce Hall on the game's final play by stopping the Seminoles' Cam Akers at the four-yard line as time expired ... made one stop in the win over Old Dominion ... made five tackles at No. 10 Notre Dame ... made five tackles and 1.0 tackles for loss at Miami ... made one tackle and broke up two passes against Duke ... made five stops and broke up one pass at Louisville ... made two stops at North Carolina ... made seven stops against Georgia Tech ... named ACC Defensive Back of the Week after picking off two passes and breaking up another against Liberty ... his first interception against the Flames snapped Buckshot Calvert's FBS-leading pass streak with out an interception (295) ... made seven stops in the Commonwealth

Cup victory over Virginia Tech ... made four tackles, 2.0 tackles for loss and 1.0 sack in the ACC Championship game against Clemson. **2018** - Appeared in all 13 of UVA's games with one start ... caught one pass for 20 yards against Louisville in the ACC opener ... playing safety at Duke he made two tackles ... made two tackles during his time on defense against North Carolina ... made one tackle on defense against Pitt ... made his first collegiate start at free safety against Liberty and made a career-high eight tackles ... also intercepted his first career pass against the Flames. **2017** - Appeared in all 13 of UVA's games ... made collegiate debut against William & Mary ... has seen time at wide receiver and on special teams ... made first collegiate catch against UConn for eight yards ... saw time in the wildcat at Boise State and rushed three times for 14 yards, his first career rushing attempts ... rushed once at North Carolina ... rushed once for 13 yards and made one tackle on defense against Boston College ... made one tackle on defense at Pitt. **2016** - Did not appear in any games.

HIGH SCHOOL AND PERSONAL

Played quarterback at Parkland High School for head coach Jim Morgans ... rated a three-star recruit according to ESPN.com, 247sports.com and Scout.com ... rated a two-star recruit according to Rivals.com ... led Parkland to four straight district championships, three as the starting quarterback ... Pennsylvania 2015 Player of the Year ... named the 2015 lehighvalleylive Football Player of the Year ... finished the 2015 season throwing for 2,947 yards on 201-of-345 passing and 26 touchdowns ... the dual-threat quarterback also carried the ball 216 times for 1,385 rushing yards and 19 rushing touchdowns ... born in Raleigh, N.C.

CROSS RUSHING

Year	G/GS	No.	Yds.	Avg.	LP	TD	YPG
2017	13/0	5	27	5.4	13	0	2.1

CROSS RECEIVING

Year	G/GS	No.	Yds.	Avg.	LP	TD	YPG
2017	13/0	1	8	8.0	8	0	0.6
2018	13/0	1	20	20.0	20	0	1.7
Career	26	2	28	14.0	20	0	1.1

CROSS DEFENSIVELY

Year	G/GS	S	A	Tot.	TFL	QBS	FR	FC	PBU	Int	BIK
2017	13/0	2	1	3	0-0	0-0	0	0	0	0	0
2018	13/1	6	7	13	0-0	0-0	0	0	0	1	0
2019	13/13	32	22	54	4.0-19	1.0-8	0	0	5	2	0
Career	39/14	40	30	70	4.0-19	1.0-8	0	0	5	2	0

53 FENTRELL CYPRESS II



Defensive Back • 5-11 • 170 • Freshman
Rock Hill, S.C. • Northwestern HS

AT VIRGINIA

2019 - Has appeared in two of UVA's 13 games ... made collegiate debut against Old Dominion ... one of 17 UVA true freshmen to see time in 2019.

HIGH SCHOOL AND PERSONAL

Played cornerback and wide receiver at Northwestern High School for head coach James Martin ... made 31 tackles and recorded two interceptions as a senior ... also broke up 24 passes as a senior ... played in the 2018 Shrine Bowl of the Carolinas senior all-star game ... made 48 tackles and four interceptions as a junior ... also broke up 35 passes as

a junior ... also ran track and won the 2018 Region 4-AAAAA championship in the 100 meters ... a three-star recruit by ESPN.com, Rivals.com and 247sports.com.

19 CHUCK DAVIS



Wide Receiver • 5-10 • 170 • Junior
Fairfax, Va. • Broad Run HS/Fork Union/Nebraska

AT VIRGINIA

2019 - Has appeared in three of UVA's 13 games ... in the season opener at Pitt he returned one punt for 12 yards. **2018** - Appeared in 12 of UVA's 13 games ... did not play in the Ohio game ... appeared in UVA's season-opening win against Richmond ... returned three punts, the first three of his career ... returned two punts at Indiana ... returned three punts with a long return of six yards against Louisville in the ACC opener ... returned two punts for 21 yards at NC State, including a long of 14 yards ... returned one punt at Duke for 27 yards ... returned two punts against North Carolina ... returned one punt against Pitt and at Georgia Tech. **2017** - Appeared in one of UVA's 13 games ... made collegiate debut at Boise State. **2016** - Did not appear in any games ... sat out season to serve a year of residence due to the NCAA transfer rule.

PREVIOUS SCHOOL

Participated in spring football at Nebraska in 2016.

HIGH SCHOOL AND PERSONAL

Played defensive back and wide receiver at Broad Run High School for head coach Matt Griffis ... prepped the 2015 season at Fork Union Military Academy for head coach John Shuman ... was a four-year starter at Broad Run ... rated a three-star recruit by ESPN.com, 247Sports.com and Scout.com ... rated a two-star recruit by Rivals.com ... first-team all-conference as a sophomore at defensive back ... as a senior was first-team all-conference as a wide receiver and defensive back ... first-team all-state defensive back as a senior ... also was a second-team all-region wide receiver as a senior ... holds the Broad Run school record for most receptions in a season, most receiving yards in a season and most touchdowns as a wide receiver in a season ... son of Damon and Tiffany Davis ... has a younger brother, Damon ... enjoys watching movies and reading books in his down time.

DAVIS PUNT RETURNS

Year	G	No.	Yds	Avg.	LP	TD
2017	1	0	0	0.0	0	0
2018	12	19	73	3.8	27	0
2019	3	2	12	6.0	12	0
Career	16	21	85	4.0	27	0

26 BRIAN DELANEY



Placekicker • 5-11 • 200 • Junior
Chantilly, Va. • Westfield HS

HONORS

2019 - All-ACC (HM).

AT VIRGINIA

2019 - Appeared in all 13 of UVA's games ... enters the Orange Bowl No. 4 all-time at UVA in single-season scoring with 104 points ... named ACC Specialist of the Week after making field goals of 39, 36 and 45 in the season-opening win at Pitt ... was also a perfect 3-of-3 on PATs ... went 7-of-7 on PATs against William & Mary, while connecting on a 34-yard field goal ... connected on a career-long 49-yard field goal in UVA's win over Florida State ... connected on 2-of-2 field goals and 2-of-2 PATs at No. 10 Notre Dame ... made field goals of 32 and 27 yards against the Irish ... connected on field goals of 25, 21 and 44 yards at Miami ... connected on field goals from 30 and 33 yards in win over Duke ... connected on a 21-yard field goal at North Carolina, while going a perfect 5-of-5 on PATs ... connected on field goals of 24 and 34 yards in win over Georgia Tech ... was also a perfect 4-of-4 on PATs ... connected on two field goals (26, 29) and was a perfect 7-of-7 on PATs against Liberty ... made two field goals (25, 48), including booting a 48-yard field goal with 1:28 left to play breaking a 30-30 tie against Virginia Tech ... connected on his only field goal attempt (35 yards) in the ACC Championship game against Clemson. **2018** - Appeared in all 13 of UVA's games on kickoffs ... named to ACC Honor Roll ... led UVA in scoring with 61 points on 25-of-25 PATs and 12-of-16 field goals ... attempted the first field goals of his career against No. 16 Miami ... connected from 26, 46 and 32 yards against the Hurricanes ... also made his only PAT opportunity ... was 2-of-4 on field goal attempts at Duke, connecting on field goals of 37 and 42 yards in the second half ... was perfect 3-of-3 on PATs in Durham ... tallied a 37-yard field goal against North Carolina and was a perfect 4-of-4 on PATs ... connected on field goals of 29 and 42 yards against Pitt ... scored a 33-yard field goal against Liberty and was a perfect 6-of-6 on PATs ... was 2-of-3 on field goals at Georgia Tech, connecting from 30 and 32 yards ... was 1-of-1 on field goals at Virginia Tech, connecting from 28 yards ... also was a perfect 4-of-4 on PATs. **2017** - Appeared in all 13 of UVA's games on kickoffs ... made collegiate debut against William & Mary ... one of 17 UVA true freshmen to play.

HIGH SCHOOL AND PERSONAL

Was a punter and placekicker at Westfield High School for head coach Kyle Simmons ... first-team MaxPreps All-American as a punter ... Under Armour All-American and played in the 2017 Under Armour All-America game at Camping World Stadium ... rated the No. 5 kicker in America by 247Sports.com and helped the Bulldogs to a 13-2 record and a 6A state title in 2016 ... was the VHSL first-team all-state punter and kicker in 2016 ... made 11 field goals in 2015 and averaged 45 yards per punt as a junior ... won the 6A state title, a game played at Scott Stadium ... earned VHSL first-team all-state punter and kicker in 2015 ... 59 of his 81 kickoffs in 2015 went for touchbacks ... rated a three-star recruit by ESPN.com, 247Sports.com and Scout.com ... rated a two-star recruit by Rivals.com ... rated a five-star kicker and a five-star punter by Kohl's Kicking ... rated the No. 1 punter in the country per Kohl's Kicking ... rated the No. 2 kicker by ESPN.com.

DELANEY FIELD GOALS

Year	G/GS	FGM	FGA	PCT.	1-19	20-29	30-39	40-49	50+	LG	PAT
2017	13/0	0	0	0.0	0-0	0-0	0-0	0-0	0-0	-	0-0
2018	13/0	12	16	75.0	0-0	3-3	6-9	3-3	0-1	46	25-25
2019	13/0	20	24	83.3	0-0	8-8	8-11	4-5	0-0	49	46-48
Career	39/0	32	40	80.0	0-0	11-11	14-20	7-8	0-1	49	71-73

67 DEREK DEVINE



Offensive Tackle • 6-6 • 295 • RS-Freshman
Pittsburgh, Pa. • North Allegheny HS

AT VIRGINIA

2019 - Appeared in one of UVA's 13 games ... made collegiate debut against William & Mary. **2018** - Did not appear in any games.

HIGH SCHOOL AND PERSONAL

Played offensive and defensive line at North Allegheny High School for head coach Art Walker ... two-time scholar athlete ... team was 8-4 his senior season and reached second round of WPIAL playoffs ... helped North Allegheny reach WPIAL Class 6A semifinals in 2016 ... named honorable mention in 2016 and first-team in 2017 ... named to the Pittsburgh Post-Tribune 2017 all-conference team ... also participated in wrestling at North Allegheny ... posted the most pins on the team as a junior ... three-time scholar athlete in wrestling and junior second champion ... son of Bob and Lisa Devine ... volunteer work includes church missions that helped rebuild homes in West Virginia, feeding the homeless at a soup kitchen and at The Woodlands, a special needs camp ... a three-star recruit by ESPN.com, Scout.com and 247sports.com ... a two-star recruit by Rivals.com.

92 TENYEH (TEN-YAY) DIXON



Defensive Back • 5-11 • 185 • Freshman
Washington, D.C. • Woodson HS

AT VIRGINIA

2019 - Has appeared in eight of UVA's 13 games ... made collegiate debut on defense against William & Mary ... made one tackle against Liberty ... sees most of his time on special teams.

HIGH SCHOOL AND PERSONAL

Played defensive back at Howard D. Woodson High School for head coach Greg Fuller ... his pick-six clinched a Turkey Bowl overtime victory for his Woodson team over Ballou, 18-12, in 2018 ... his pick-six sealed Woodson's fifth Turkey Bowl win in six seasons ... a two-star recruit by Rivals.com and 247sports.com.

DIXON DEFENSIVELY

Year	G/GS	S	A	Tot.	TFL	QBS	FR	FC	PBU	Int	BIK
2019	8/0	2	1	3	0-0	0-0	0	0	0	0	0

8 HASISE (HA-CEASE) DUBOIS (DOOB-WAH)



Wide Receiver • 6-3 • 215 • Senior
Irvington, N.J. • DePaul Catholic

HASISE DUBOIS' CAREER HIGHS

Receptions: 10 vs. Clemson, Dec. 7, 2019

Receiving Yards: 143 at Notre Dame, Sept. 28, 2019

Long Reception: 67 vs. Virginia Tech, Nov. 29, 2019

Receiving Touchdowns: 1 ten times, last vs. Clemson, Dec. 7, 2019

Long Receiving Touchdown: 33 vs. North Carolina, Oct. 27, 2018

HONORS

2019 - All-ACC (HM) ... preseason Athlon Sports All-ACC (third).

AT VIRGINIA

2019 - Has appeared in all 13 of UVA's games with 11 starts ... at Pitt he caught four passes for 45 yards and a touchdown in the season-opening win ... made three catches for 50 yards against William & Mary ... made seven receptions for 75 yards in the win over Florida State ... made two catches for 21 yards in the win over Old Dominion ... led UVA with nine receptions for 143 yards and one touchdown at No. 10 Notre Dame ... his 143 receiving yards were the most by an opponent at Notre Dame Stadium since 2009 ... his acrobatic 16-yard receiving touchdown with 43 seconds left in the second quarter sent UVA into halftime with a 17-14 lead over the Irish ... caught seven passes for 93 yards at Miami ... notched four receptions for 62 yards in win over Duke ... recorded seven catches for 93 yards at Louisville ... notched six receptions for 97 yards at North Carolina with one touchdown ... his touchdown reception against the Tar Heels came in the closing minutes of the first half to force a 17-17 tie going into the break ... caught two passes for 31 yards in the win over Liberty ... caught four passes for 139 yards in the Commonwealth Cup victory over Virginia Tech ... caught 10 passes for 130 yards and a touchdown against Clemson in the ACC Championship game. **2018** - Appeared in all 13 of UVA's games with 11 starts ... finished the Richmond contest with three catches for 36 yards and a touchdown ... scored on a 20-yard strike from Bryce Perkins in the fourth quarter ... caught four passes for 49 yards at Indiana ... caught six passes for 69 yards and one touchdown against Ohio in Nashville ... caught three passes for 26 yards against Louisville in the ACC opener ... made six catches for 67 yards at NC State ... also recovered an on-side kick in the fourth quarter against the Wolfpack ... made four catches for 32 yards against No. 16 Miami ... caught four passes for 41 yards at Duke ... made two catches for 40 yards, including a 33-yard touchdown reception against North Carolina ... caught four passes for 34 yards against Pitt ... made three catches for 23 yards against Liberty ... caught five passes for 46 yards and one touchdown at Georgia Tech ... caught three passes for 58 yards and a touchdown at Virginia Tech ... recorded five receptions for 57 yards against South Carolina in the Belk Bowl. **2017** - Appeared in 12 of UVA's 13 games with five starts ... missed the North Carolina game with an injury ... made four catches for 25 yards against Indiana ... made two catches for 12 yards at Boise State ... caught three passes for 20 yards against Duke ... caught one pass for eight yards against Boston College ... caught two passes for 26 yards and his first collegiate touchdown at Pitt ... scored on a 19-yard strike from Kurt Benkert in the Panthers' end zone ... caught one pass for seven yards against Georgia Tech ... caught one pass at Louisville ... made one catch for 14 yards at No. 2 Miami ... made one catch for six yards against Virginia Tech. - **2016** - Appeared in all 12 of UVA's games with two starts ... one of nine true freshman to play for UVA in 2016 and one of six to make at least one start ... finished year with eight catches for 99 yards ... made collegiate debut against Richmond and caught two passes for 16 yards ... caught one pass for five yards at then-No. 24 Oregon ... made first collegiate start at UConn

where he made two receptions for 42 yards, including a long of 26 yards ... caught one pass for 19 in ACC opener at Duke ... caught one pass for 11 yards against then-No. 11 North Carolina ... caught one pass for six yards at Virginia Tech.

HIGH SCHOOL AND PERSONAL

Played wide receiver and defensive back at DePaul Catholic for head coach Bryan Murray ... rated a three-star recruit according to ESPN.com, Rivals.com, Scout.com and 247sports.com ... amassed 97 career receptions for 1,976 yards and 26 touchdowns ... recorded 45 receptions for 740 receiving yards and 12 touchdowns as a senior in 2015 ... first-team All-Metro and first-team all-state ... earned first-team All-Big North United team honors ... earned first-team All-Passaic County and first-team all-league honors ... caught 30 passes for 694 yards and seven touchdowns as a junior in 2014 ... posted 2,470 career all-purpose yards ... added 79 career tackles as a defensive back, 29 coming in 2015 ... intercepted nine career passes ... name is pronounced Ha-Cease Doob-Wah.

DUBOIS RECEIVING

Year	G/GS	No.	Yds.	Avg.	LP	TD	YPG
2016	12/2	8	99	12.4	26	0	8.3
2017	12/5	16	120	7.5	19	1	10.0
2018	13/11	52	578	11.1	33	5	44.5
2019	13/11	65	979	15.1	67	4	75.3
Career	50/29	141	1,776	12.6	67	10	35.5

LEE DUDLEY



Long Snapper • 6-0 • 215 • RS-Freshman
Richmond, Va. • Woodberry Forest School

AT VIRGINIA

2019 - Appeared in all 13 of UVA's games ... was the long snapper on field goals and PATs ... made collegiate debut at Pitt. **2018** - Did not appear in any games ... dressed for all 13 games as the backup long snapper ... named to ACC Honor Roll.

HIGH SCHOOL AND PERSONAL

Was a long snapper and tight end at Woodberry Forest School for head coach Clint Alexander and Scott Braswell ... registered 261-of-261 "good snaps" in three seasons at Woodberry Forest ... average snap time in high school was 0.7 ... also did short sprints and throws on the Indoor & Outdoor track and field teams ... is an Eagle Scout ... Eagle Scout project consisted of building two raised flower beds and two picnic tables for the Boy's and Girl's Club of Metro Richmond ... Peter Paul Development Center summer camp volunteer ... has also volunteered with Central Virginia Food Bank, Meals on Wheels, Special Olympics, Woodberry Christian Fellowship, Woodberry School sports and football camp counselor ... son of Izzy and Lee Dudley ... has a sister, Charlotte, and a brother, Baylor ... grandfather, Lee P. Dudley, lettered in soccer (1953-54) and tennis (1953) at UVA ... enjoys horseback riding, hiking and golfing.

43 JUSTIN
DUENKEL

Placekicker • 5-11 • 195 • Freshman
Great Falls, Va. • Flint Hill School

AT VIRGINIA

2019 - Appeared in one of UVA's 13 games ... made collegiate debut against Duke when he kicked on PAT ... is one of 17 UVA freshmen to appear in 2019.

HIGH SCHOOL AND PERSONAL

Played defensive back and was a kicker at Flint Hill School for head coach Tom Verbanic ... helped Flint Hill to back-to-back undefeated state championships ... also helped Flint Hill to the MAC championship in 2015, 2017 and 2018 ... two-time first-team all-state kicker ... two-time All-MAC kicker ... first-team *Washington Post* All-Met in 2018 ... Pro Football Hall of Fame All-American kicker in 2018 ... Pigskin Club All-Metropolitan team ... Kornblue Kicking five-star kicker ... ranked the No. 3 kicker in the country by Kornblue Kicking ... son of Alison and Doug Duenkel ... has an older sister, Halle, and a younger brother, Ryan ... father, Doug, played football at Virginia and was a member on the Cavaliers' All-American, Citrus and Sugar Bowl teams ... mother, Alison, played soccer at JMU ... sister, Halle, plays lacrosse at JMU and was a member of its 2018 NCAA title team ... grandfather, Richard Duenkel, is a hall of fame football player at George Washington ... grandfather, Amen Hillow, played baseball at Bucknell ... aunt, Virginia Duenkel, won Olympic gold in the 400 freestyle at the 1964 Olympics and the bronze in the 400 backstroke ... uncle, Bob Duenkel, was a three-time All-American swimmer at Kansas State ... director at Compassion in Actions, Inc., a faith-based non-profit founded by the Duenkel family to serve the spiritually and economically deprived in the name of Jesus Christ ... enjoys fishing, lifting, spikeball, cornhole and eating ... grew from 5-2 and 110 pounds as a freshman in high school to 6-3 and 200 pounds by a senior ... scored on a pick-6, extra point and two-point play in the same game against Potomac High School.

63 TYLER
FANNIN

Offensive Guard/Center • 6-3 • 295 • Sophomore
Hoschton, Ga. • Mill Creek HS

AT VIRGINIA

2019 - Appeared in two of UVA's 13 games ... made collegiate debut against William & Mary ... made first collegiate start at center against Old Dominion before suffering a season-ending injury against the Monarchs. **2018** - Did not appear in any games ... suffered a season-ending injury in fall camp ... named to ACC Honor Roll. **2017** - Did not appear in any games ... named to ACC Honor Roll.

HIGH SCHOOL AND PERSONAL

Played offensive line at Mill Creek High School for head coach Shannon Jarvis ... helped Mill Creek to a 13-1 record and a semifinalist appearance in the 7A state playoffs two years in a row ... two-time Georgia Sports Writers Association first-team all-state ... Touchdown Club of Gwinnett's Offensive Line Man of the Year in 2015 and 2016 ... averaged over 45 "pancake" blocks over the 2015 and 2016 seasons ... named to the *USA Today* All-USA team ... voted onto the Mill Creek football team's "Leadership Council" as, junior and senior ... took part in the 2015 Elite

Junior Classic ... two-time (2015-16) all-metro and all-region ... Nike Open Invite in 2016 ... earned MVP Award at the Sophomore National Underclassman All-American game in 2014 ... invited to the U.S. Army Bowl Combine ... dad, John, played football at Marshall ... older brother, Josh, is an offensive lineman at Middle Tennessee State ... rated a three-star recruit by ESPN.com, Rivals.com, 247Sports.com and Scout.com ... rated the No. 9 center in the nation by Rivals.com.

94 AARON
FAUMUI (FOWL-MOO-EE)

Defensive Tackle • 6-1 • 280 • Sophomore
Kapolei, Hawaii • Kapolei HS

AARON FAUMUI'S CAREER HIGHS

Tackles: 7 vs. Virginia Tech, Nov. 29, 2019

Tackles for Loss: 2.5 two times, last vs. Virginia Tech, Nov. 29, 2019

Sacks: 1.5 two times, last vs. Virginia Tech, Nov. 29, 2019

AT VIRGINIA

2019 - Has appeared in all 13 of UVA's games with four starts ... in the season-opening win at Pitt he made two tackles, 0.5 tackles for loss and helped UVA limit Pitt to only 78 yards rushing ... recorded two tackles, 1.0 tackles for loss and 0.5 sacks against William & Mary ... notched three tackles and 1.0 tackles for loss in the win over Florida State ... made four tackles, including a 0.5 sack in the win over Old Dominion ... made one tackle and broke up a pass at No. 10 Notre Dame ... made three tackles and broke up a pass at North Carolina ... made one stop against Georgia Tech ... made five tackles, 2.5 tackles for loss and 1.5 sacks in the win against Liberty ... made seven tackles, 2.5 tackles for loss and 1.5 sacks in the Commowaleth Cup win over Virginia Tech. **2018** - Appeared in 12 of UVA's 13 games with four starts ... missed the Belk Bowl with an illness ... one of 13 UVA true freshmen to appear in 2018 ... one of eight UVA true freshmen to make collegiate debut in the season-opening win over Richmond ... made one tackle against the Spiders ... had one QB hurry at Indiana ... recorded his first career sack against Louisville in the ACC opener ... on the sack play he forced a fumble that Charles Snowden recovered for the Cavaliers ... also had one quarterback hurry against the Cardinals ... made first collegiate start at NC State and made one tackle ... made one tackle and posted one quarterback hurry against No. 16 Miami ... made one tackle at Duke ... made one stop against North Carolina ... recorded one tackle at Georgia Tech.

HIGH SCHOOL AND PERSONAL

Played offensive and defensive line at Kapolei High School for head coach Darren Hernandez ... all-state honoree had 14 sacks, 20 tackles for a loss and 22 pancake blocks in 2017 ... was a finalist for the 2017 Cover2 Herman Wedemeyer Award for Iron Man Two-Way Player of the Year ... named first-team all-state by Star-Advertiser ... played in the Polynesian Bowl ... one of the top performers from practice at the Polynesian Bowl ... spent the 2016 season in Utah at Orem High School, earning All-Valley honors ... was second-team all-region in 2016 at Orem ... helped Radford High School in Honolulu win a state title as a sophomore in 2015 ... nephew of Ta'ase Faumui, a former college football player at Hawaii and in the NFL with the Pittsburgh Steelers (1994-95) and Oakland Raiders (1997) ... a three-star recruit by ESPN.com, Rivals.com, 247sports.com and Scout.com.

FAUMUI DEFENSIVELY

Year	G/GS	S	A	Tot.	TFL	QBS	FR	FC	PBU	Int	BIK
2018	12/4	3	4	7	1.0-6	1.0-6	0	1	0	0	0
2019	13/4	12	17	29	8.0-36	4.0-29	0	0	2	0	0
Career	25/8	15	21	36	9.0-42	5.0-35	0	1	2	0	0

56 MATT GAHM

Outside Linebacker • 6-3 • 235 • Junior
Dallas, Texas • Highland Park HS

MATT GAHM'S CAREER HIGHS

Tackles: 10 vs. Old Dominion, Sept. 21, 2019

Tackles for Loss: 2.0 vs. Duke, Oct. 19, 2019

Sacks: 1.0 two times, last vs. Virginia Tech, Nov. 29, 2019

Interceptions: 1 at Pitt, Aug. 31, 2019

AT VIRGINIA

2018 - Has appeared in all 13 of UVA's games with four starts ... made first career start at Pitt in the season opener and made three tackles, collecting his first career interception ... made three tackles and 1.0 tackles for loss in the win over Florida State ... made 10 stops, 1.5 tackles for loss and 0.5 sacks in UVA's win over Old Dominion ... made two stops at No. 10 Notre Dame ... recorded five tackles and 2.0 tackles for loss against Duke ... made one stop at Louisville ... made two stops in win at North Carolina ... notched two tackles in win over Georgia Tech ... broke up a pass in the win over Liberty ... made five tackles and notched 1.0 sack in Commonwealth Cup victory over Virginia Tech ... his sack was one of three consecutive sacks by Virginia during a key defensive stand with less than a minute left to play ... made two tackles and broke up two passes in the ACC Championship game against Clemson. **2018** - Appeared in all 13 of UVA's games ... named to ACC Honor Roll ... recorded three tackles against Ohio in Nashville ... recorded one quarterback hurry at Duke ... made one tackle and broke up a pass against North Carolina ... made two tackles and 1.0 sack against Pitt ... made two stops against Liberty ... shared a sack with Chris Peace to close the first half of the Belk Bowl against South Carolina. **2017** - Appeared in seven of UVA's 13 games ... one of 17 UVA true freshmen to play ... saw all his time on special teams ... named to ACC Honor Roll ... made collegiate debut against William & Mary ... made first career tackle against UConn ... also made a stop at Boise State.

HIGH SCHOOL AND PERSONAL

Played linebacker at Highland Park High School for head coach Randy Allen ... helped the Scots go 14-2 to win the 2016 5A D1 state championship ... first-team all-district and an honorable mention all-state honoree by the *Dallas Morning News* ... recorded 109 tackles, six sacks and two interceptions as a senior in 2016 ... also caused five fumbles in 2016 ... returned one interception for a touchdown ... blocked two punts, one of which was recovered for a touchdown ... honorable mention 5A all-state by the Texas *Associated Press* Sports Editors ... named 2015 District 10-6A Defensive Newcomer of the Year ... father, Brad, played football at Oklahoma State ... rated a three-star recruit by ESPN.com, Rivals.com, 247Sports.com and Scout.com.

GAHM DEFENSIVELY

Year	G/GS	S	A	Tot.	TFL	QBS	FR	FC	PBU	Int	BIK
2017	7/0	1	1	2	0	0	0	0	0	0	0
2018	13/0	5	4	9	1.5-14	1.5-14	0	0	1	0	0
2019	13/4	15	20	35	5.5-18	1.5-10	0	0	3	1	0
Career	33/4	21	25	46	7.0-32	3.0-24	0	0	4	1	0

69 CHRIS GLASER (GUH-LAY-ZER)

Offensive Guard • 6-4 • 305 • Junior
Solon, Ohio • Solon HS

AT VIRGINIA

2019 - Has appeared in all 13 games with 12 starts ... has seen time at both guard positions, but all 12 starts have come at right guard ... helped block for quarterback Bryce Perkins, one of two quarterbacks in the nation with 3,000+ passing yards and 700+ rushing yards. **2018** - Appeared in all 13 of UVA's games with seven starts at left guard ... saw time at right guard too ... a key blocker for Bryce Perkins, who was one of two players in the nation with 2,600+ passing yards (2,680) and 900+ rushing yards (923), joining Oklahoma's Kyler Murray ... Perkins finished the season No. 1 in the ACC and No. 13 in the nation with 206 points responsible for ... Perkins was also No. 3 in the ACC and No. 21 in the nation with 3,603 yards of total offense. **2017** - Appeared in five of UVA's 13 games with two starts ... one of 17 UVA true freshmen to play ... made collegiate debut against Georgia Tech ... made first collegiate start at No. 2 Miami ... also started against Virginia Tech ... posted 11 knockdown blocks over his four career games, which included four in his college debut against Georgia Tech and at No. 2 Miami ... helped block for Kurt Benkert, who became the first Cavalier in program history to throw for over 3,000 yards in a single season.

HIGH SCHOOL AND PERSONAL

Played offensive line at Solon High School for head coach Jim McQuaide ... earned first-team All-Greater Cleveland Conference ... helped Solon earn the No. 1 seed in Division I, Region 1 and accumulate 4,132 yards of total offense in 12 games as Solon broke in first-year starters at running back and quarterback ... named an all-star by Cleveland.com ... played in the Inaugural Polynesian Bowl on Jan. 21, 2017 at Aloha Stadium in Honolulu ... attends the same high school as former first-team All-ACC UVA linebacker Steve Greer ... born in Honolulu ... rated a three-star recruit by ESPN.com, Rivals.com, 247Sports.com and Scout.com.

84 DORIEN GODDARD

Wide Receiver • 6-3 • 220 • Freshman
Greeneville, Tenn. • Greeneville HS

AT VIRGINIA

2019 - Has appeared in four of UVA's 13 games ... made collegiate debut at Pitt ... has seen most of his time on special teams ... one of 17 UVA true freshmen to see time in 2019.

HIGH SCHOOL AND PERSONAL

A January enrollee and will take part in 2019 spring practice ... played wide receiver and defensive line at Greeneville High School for head coach Caine Ballard ... helped Greeneville to the 2018 TSSAA 4A state championship with a 15-0 record with 78 receptions for 1,320 yards and 14 touchdowns ... named region co-offensive player of the year in 2018 ... he helped Greeneville win back-to-back state championships ... he left Greeneville with multiple records including single-season receiving yards, career receptions, career receiving yards and career touchdowns ... a three-star recruit by ESPN.com, Rivals.com and 247sports.com.

1 NICK GRANT



Cornerback • 6-1 • 200 • Junior
Spotsylvania, Va. • Courtland HS

NICK GRANT'S CAREER HIGHS

Tackles: 8 at Notre Dame, Sept. 28, 2019

Tackles for Loss: 1.0 vs. William & Mary, Sept. 6, 2019

Sacks: 0.5 vs. Duke, Oct. 19, 2019

Interceptions: 1 vs. William & Mary, Sept. 6, 2019

Long Int Return: 85 vs. William & Mary, Sept. 6, 2019

INT Return for a TD: 1 vs. William & Mary, Sept. 6, 2019

AT VIRGINIA

2019 - Has started all 13 of UVA's games ... made first collegiate start at Pitt in the season opener and made five tackles ... recorded first career interception against William & Mary and returned it 85 yards for a touchdown ... the interception return is the third-longest interception return in UVA program history ... added four tackles, 1.0 tackles for loss and 0.5 sacks in the win against the Tribe ... made one stop and broke up two passes in the win over Florida State ... made three stops and broke up one pass in the win over Old Dominion ... made eight tackles at No. 10 Notre Dame ... made two tackles and broke up two passes at Miami ... notched four tackles and 0.5 tackles for loss in win over Duke ... made one stop and broke up a pass at Louisville ... made three tackles in win at North Carolina ... notched seven tackles in win over Georgia Tech ... made three stops in the Commonwealth Cup victory over Virginia Tech ... made six stops in the ACC Championship game against Clemson. **2018** - Appeared in 12 of UVA's 13 games ... saw majority of time on special teams ... in the Richmond game he made one tackle ... made one tackle against Duke, Liberty and South Carolina in the Belk Bowl. **2017** - Appeared in 12 of UVA's 13 games ... made collegiate debut against William & Mary ... saw most of time on special teams ... made one tackle against Georgia Tech ... made one stop at Louisville. **2016** - Did not appear in any games ... dressed for the Miami game.

HIGH SCHOOL AND PERSONAL

Played cornerback and wide receiver at Courtland High School for head coach J.C. Hall ... rated a three-star recruit according to Rivals.com and 247sports ... rated a two-star recruit by Scout.com ... earned first-team all-conference honors as a cornerback in 2015 ... earned first-team all-conference honors as a kick returner his junior season in 2014 ... hauled in eight touchdown receptions in 2014 in a run-heavy offense ... picked off seven passes on defense as a junior.

GRANT DEFENSIVELY

Year	G/GS	S	A	Tot.	TFL	QBS	FR	FC	PBU	Int	BIK
2017	12/0	1	1	2	0	0	0	0	0	0	0
2018	12/0	3	1	4	0	0	0	0	0	0	0
2019	13/13	31	17	48	1.5-6	0.5-4	0	0	7	1	0
Career	37/13	35	19	54	1.5-6	0.5-4	0	0	7	1	0

81 NASH GRIFFIN



Punter • 6-4 • 225 • Junior
Indianapolis, Ind. • Lawrence Central HS

AT VIRGINIA

2019 - Has appeared in all 13 of UVA's games ... made the first career punts of his career in the season opener at Pitt ... punted four times for a 45.5 yards per punt average ... also placed three of his punts inside the 20 against the Panthers ... did not punt in the William & Mary game after UVA didn't record one punt in a game for the first time since the 1989 Duke game ... punted four times against Florida State with a 42.5 average, dropping one inside the 20-yard line ... punted six times against Old Dominion with three ending up inside the 20-yard line ... punted four times at No. 10 Notre Dame and recorded a 40.5 average, which included one punt downed at two-yard line ... punted three times at Miami with two being downed inside the 20 ... punted three times against Duke with a long of 47 yards and he dropped one inside the 20 ... booted the nation's longest punt (78 yards) at Louisville, tying the third-longest punt in program history ... dropped four punts inside the 20 against the Cardinals ... punted three times against Georgia Tech, dropping two kicks inside the 20-yard line, including one that was fair caught at the two-yard line ... punted twice against Liberty, including pinning one at the one-yard line ... punted six times for an average of 43.3 yards per punt in the Commonwealth Cup victory over Virginia Tech ... three of his five puns in the ACC Championship game against Clemson went inside the 20-yard line ... also booted a 53-yard punt against the Tigers ... completed his first career pass on a fake punt against Clemson. **2018** - Appeared in all 13 of UVA's games as the holder ... named to ACC Honor Roll. **2017** - Appeared in all 13 of UVA's games as the holder ... named to ACC Honor Roll ... made collegiate debut against William & Mary ... rushed for three yards on a fake field goal attempt against Indiana. **2016** - Did not appear in any games ... named to ACC Honor Roll.

HIGH SCHOOL AND PERSONAL

Was a placekicker and punter at Lawrence Central High School for head coach Jed Richman ... was a four-year letterwinner ... an all-state kicker and punter in 2014 and 2015 ... first-team All-Marion County as a junior and senior ... first-team All-Metropolitan Interscholastic Conference as a junior and senior ... a 2014 Kohls All-American ... was a perfect 14-of-14 on field goals as a junior ... placed 26 of his 50 punts his senior season inside the 20-yard line ... also played basketball and soccer at Lawrence Central ... named to the Indiana Coaches Soccer all-academic team ... named honorable mention basketball academic all-state ... son of Bob and Darcy Griffin ... high school basketball teammates with former UVA men's basketball standout and 2019 NCAA Tournament Most Outstanding Player, Kyle Guy ... was roommates for three years at UVA with Kyle Guy before he was drafted in the second round of the 2019 NBA Draft by the Sacramento Kings.

GRIFFIN PUNTING

Year	G/GS	No.	Yds.	Avg.	TB	50+	I20	LG	FC
2019	13/0	51	2,101	41.2	4	5	22	78	18

34 BRYCE HALL



Cornerback • 6-3 • 200 • Senior
Harrisburg, Pa. • Bishop McDevitt HS

BRYCE HALL'S CAREER HIGHS

Tackles: 9, vs. North Carolina, Oct. 22, 2016

Interceptions: 2, at Duke, Oct. 1, 2016

Fumble Recoveries: 1 two times last vs. North Carolina, Oct. 27, 2018

Passes Broken Up: 4 vs. Ohio, Sept. 15, 2018

Long INT Return: 32 at North Carolina, Oct. 14, 2017

HONORS

2019 - Preseason Phil Steele All-America (1st) ... preseason Athlon Sports All-America (1st) ... Thorpe Award Preseason Watch List ... Nagurski Trophy Preseason Watch List ... Bednarik Award Preseason Watch List ... Lott IMPACT Trophy Watch List ... Wuerffel Trophy Preseason Watch List ... preseason All-ACC ... AFCA AllState Good Works Team nominee ... preseason Phil Steele All-ACC (1st) ... preseason Athlon Sports All-ACC (1st) ... College Football America Yearbook Preseason Dream Team (1st). **2018** - Walter Camp All-America (2nd) ... FWAA All-America (2nd) ... Athlon Sports All-America (3rd) ... College Football News All-America (HM) ... Pro Football Focus All-American (HM) ... All-ACC (1st) ... *Associated Press* All-ACC (1st) ... Touchdown Club of Richmond's Defensive Back of the Year ... Pro Football Focus All-ACC (1st) ... Athlon Sports All-ACC (1st) ... VaSID all-state (1st). **2016** - Athlon Sports first-team Freshman All-ACC ... VaSID Defensive ROY.

AT VIRGINIA

2019 - Started the first six games of the season before suffering a season-ending injury at Miami ... assists coaching staff by working with first-year defensive backs and sits in coaches booth during games monitoring on a headset ... at Pitt in the season opener he made six tackles, collected 1.0 sack and broke up a pass in the win over the Panthers ... made one stop against William & Mary ... made five stops, 1.0 tackles for loss and broke up two passes in UVA's win over Florida State ... assisted De'Vante Cross in bringing down the Seminoles' Cam Akers at the four-yard line on the game's final play ... made three tackles, 1.0 tackles for loss and broke up a pass in the win over Old Dominion ... made four tackles at No. 10 Notre Dame and recovered an on-side kick to open the second half against the Irish ... made one tackle at Miami. **2018** - Started all 13 of UVA's games ... named to ACC Honor Roll ... led the nation with 22 pass breakups and was tied for No. 1 in the nation with 24 passes defended ... against Richmond he led UVA with six tackles ... also notched 1.0 sack and forced a fumble against the Spiders ... at Indiana he made four tackles and broke up three passes ... broke up four passes against Ohio in Nashville ... against Louisville in the ACC opener he made seven tackles, 0.5 tackles for loss and intercepted a pass that he returned for 19 yards ... made six tackles, 1.0 tackle for loss and broke up two passes at NC State ... made four tackles and broke up two passes against No. 16 Miami ... was clocked at 22.3 mph via the Catapult system he was wearing when he made a touchdown-saving tackle on Miami's Travis Homer, a rush that went for 70 yards ... named ACC Defensive Back of the Week after he made five tackles, broke up three passes and intercepted another at Duke ... made six tackles, broke up two passes and recovered a fumble against North Carolina ... made five tackles, 1.0 sack and forced a fumble against Pitt ... made six tackles and broke up one pass against Liberty ... made six tackles and broke up two passes at Georgia Tech ... made four tackles and broke up a pass at Virginia Tech. **2017** - Started all 13 of UVA's games ... named to ACC Honor Roll ... made five stops in the season-opening win against William & Mary ... recorded four stops against Indiana and broke up one pass ... made six tackles and one stop for a loss against UConn ... forced the Huskies to fumble at the UVA goal line, which Micah Kiser picked up to stall the UConn drive ... made three

stops at Boise State ... made three tackles and broke up one pass against Duke ... made two tackles, broke up two passes and returned an interception 36 yards in a road win at North Carolina ... made four tackles against Boston College ... made two stops, one tackle for loss and broke up two passes at Pitt ... made one stop against Georgia Tech ... recorded seven tackles and broke up one pass at Louisville ... made four tackles and 1.0 sack at No. 2 Miami ... also broke up a pass against the Hurricanes ... made two stops against Virginia Tech ... made four tackles and broke up one pass against Navy in the Military Bowl. **2016** - Appeared in all 12 of UVA's games with seven starts ... one of nine UVA true freshman to play and one of six to start at least one game ... made collegiate debut against Richmond in the season opener ... made one tackle at then-No. 24 Oregon ... made a tackle against Central Michigan ... saw significant time on defense at Duke and collected his first two career interceptions, helping UVA match a team record with five picks against the Blue Devils ... added four tackles at Duke ... made first career start against Pitt and collected four tackles against the Panthers ... made nine tackles, eight solo, against then-No. 22 North Carolina ... also recovered a fumble against the Tar Heels ... made two tackles at Wake Forest ... made one pass breakup against Miami ... made two tackles at Georgia Tech ... made two stops at Virginia Tech ... broke one pass against Hokies.

HIGH SCHOOL AND PERSONAL

Played wide receiver and defensive back at Bishop McDevitt for head coach Jeff Weachter ... rated a three-star recruit according to ESPN.com ... rated a two-star recruit by Rivals.com, Scout.com and 247sports ... led Bishop McDevitt with 54 receptions and 1,108 receiving yards in 2015 ... scored 16 touchdowns, 15 of which were receiving scores ... earned first-team Class AAA all-state honors in 2015 from the Pennsylvania Football Writers ... made 56 catches for 989 yards and 13 scores in 2014 as a junior ... recorded 137 career catches for 2,386 yards and 35 touchdowns during his time at Bishop McDevitt ... averaged 17.4 yards per catch for his high school career ... majoring in youth and social innovation.

HALL DEFENSIVELY

Year	G/GS	S	A	Tot.	TFL	QBS	FR	FC	PBU	Int	BIK
2016	12/7	17	8	25	0-0	0-0	1	0	4	2-4	0
2017	13/13	29	18	47	3.0-15	1-5	0	1	9	1-36	0
2018	13/13	39	23	62	3.5-12	2-8	1	2	22	2-19	0
2019	6/6	13	7	20	3.0-8	1.0-5	0	0	4	0-0	0
Career	44/39	98	56	154	9.5-35	4.0-18	2	3	39	5-51	0

58 ELI HANBACK



Defensive Tackle • 6-4 • 300 • Senior
Ashland, Va. • Patrick Henry HS

ELI HANBACK'S CAREER HIGHS

Tackles: 10 vs. Georgia Tech, Nov. 4, 2017

Tackles for Loss: 3.0 at Louisville, Oct. 26, 2019

Fumble Recoveries: 1 four times, last vs. Virginia Tech, Nov. 29, 2019

Sacks: 2.0 at Louisville, Oct. 26, 2019

HONORS

2019 - All-ACC (HM) ... preseason Athlon Sports All-ACC (third). **2016** - Athlon Sports second-team Freshman All-ACC.

AT VIRGINIA

2019 - Has appeared in all 13 of UVA's games with 11 starts ... in the season opener at Pitt he made two tackles, shared a sack with Jordan Mack and had another 0.5 tackles for loss in the win ... made one stop in the win over Florida State ... made two tackles and 0.5 tackles for loss in UVA's win over Old Dominion ... made three tackles and 1.0 sack

at No. 10 Notre Dame ... made three tackles and recovered a fumble against Duke ... recorded six tackles, 3.0 tackles for loss and 2.0 sacks at Louisville ... notched three tackles and 0.5 sack in key ACC win at North Carolina ... made four tackles and 1.0 tackles for loss in the win over Georgia Tech ... made two tackles, collecting 0.5 sacks in the win over Liberty ... made five stops, 1.0 tackle for loss and recovered a fumble in the end zone in the Commonwealth Cup victory over Virginia Tech ... his fumble recovery for a touchdown came on a sack by Mandy Alonso in the closing minute and it clinched the victory. **2018** - Appeared in all 13 of UVA's games with 12 starts ... named to ACC Honor Roll ... made three tackles and 0.5 for a loss at Indiana ... made two tackles and recovered two fumbles against Ohio in Nashville ... returned a fumble 19 yards against the Bobcats ... made two tackles and 1.0 sack against Louisville in the ACC opener ... made four tackles at NC State ... made five stops against No. 16 Miami ... made three tackles, 1.5 tackles for a loss and recorded 1.0 sack in road win at Duke ... also broke up one pass on Duke's last drive of the game ... made four stops against North Carolina ... made one tackle against Pitt ... made six tackles against Liberty ... made eight stops at Georgia Tech ... made four stops at Virginia Tech ... made four tackles against South Carolina in the Belk Bowl. **2017** - Started all 13 of UVA's games at nose tackle ... named to ACC Honor Roll ... made six tackles in the season-opening win over William & Mary ... notched six stops against Indiana, including a 0.5 sack ... made four stops, including one for a loss against UConn ... made two stops and 0.5 for a loss of one yard in road win at Boise State ... made two stops against Duke ... made three tackles in road win at North Carolina ... made three stops against Boston College ... made three stops at Pitt ... played all 74 defensive snaps against Georgia Tech and made a career-high 10 tackles ... also collected one sack against the Yellow Jackets ... made two stops at Louisville ... made seven tackles and 1.0 tackle for loss at No. 2 Miami ... made five stops and 1.0 tackle for loss against Virginia Tech ... made five tackles against Navy in the Military Bowl. **2016** - Appeared in all 12 of UVA's games with 11 starts ... finished season with 36 tackles, 4.5 tackles for loss and 1.0 sacks ... made collegiate debut against Richmond in the season opener ... recorded two tackles against the Spiders ... made first career start at then-No. 24 Oregon and recorded three tackles ... made five tackles and 0.5 TFL in loss at UConn ... made six stops against Central Michigan ... made three tackles and recovered a fumble in the end zone at Duke in the closing minutes, helping solidify the ACC win ... made one stop against Pitt ... made three tackles and one for a loss against then-No. 5 Louisville ... made seven tackles with 2.5 tackles for a loss and one sack at Wake Forest ... made two tackles with 0.5 tackles for a loss ... made one tackle at Georgia Tech and three stops at Virginia Tech. **2015** - Did not appear in any games ... redshirted season.

HIGH SCHOOL AND PERSONAL

Played offensive line and defensive line at Patrick Henry High School for head coach Bryan Davis ... four-year letterman for Patrick Henry ... rated a three-star recruit by ESPN.com, Scout.com and 247Sports ... a two-star recruit by Rivals.com ... team captain as a junior and senior ... first-team all-conference as a junior and senior ... Conference 16's Player of the Year ... first-team all-metro and all-region in 2014 ... second-team all-state ... defensive and offensive team MVP as a junior ... son of Don and Lisa Hanback ... father, Don, played football at Bridgewater College from 1976-78 ... involved in community outreach and took part in the Mission to Virginia through Beaverdam Baptist Church ... major is undeclared and is currently studying in UVA's College of Arts and Sciences.

HANBACK DEFENSIVELY

Year	G/GS	S	A	Tot.	TFL	QBS	FR	FC	PBU	Int	Blk
2016	12/11	16	20	36	4.5-8	1-2	1	0	0	0	0
2017	13/13	20	38	58	5.5-19	1.5-9	0	0	0	0	0
2018	13/12	18	28	46	3-10	2-8	2	0	1	0	0
2019	13/11	15	18	33	8.5-36	4.5-31	2	0	0	0	0
Career	51/47	69	104	173	21.5-73	9.0-50	5	0	1	0	0

51 JALEN HARRISON



Wide Receiver • 6-3 • 210 • Junior
Palmyra, Va. • St. Anne's Belfield

AT VIRGINIA

2019 - Has appeared in five of UVA's 13 games ... has seen all his time on special teams ... joined the football team during 2019 spring practice after spending the 2017 and 2018 seasons on the Virginia baseball squad ... appeared in 25 career games for Brian O'Connor's program ... his first college hit at UVA was a home run against La Salle ... named to ACC Honor Roll in 2019 ... made collegiate football debut against William & Mary.

HIGH SCHOOL AND PERSONAL

Played football, basketball and baseball at St. Anne's Belfield ... played quarterback, defensive back and wide receiver for head coach John Blake ... had a tremendous football career and was a three-year all-state honoree... scored over 50 touchdowns in his career and finished as state's fifth all-time leading receiver with 2,658 yards... named all-state at defensive back and wide receiver in 2013 and 2014, then earned all-state honors at defensive back and athlete in 2015... was named the Old Dominion Conference Offensive Player of the Year at quarterback in 2015... scored over 1,000 points in his basketball career ... was a second-team all-state honoree in hoops at forward... named a Rawlings and Perfect Game Honorable Mention All-American in baseball his senior year... earned all-region and All-Prep League Conference honors his senior year... batted .400 and hit four home runs his senior year... received 2016 John G. McCrory Award from St. Anne's-Belfield for outstanding athlete skill for all sports... spent his freshman year at Fluvanna County High School ... son of Chad and Jana Harrison ... has one sister, Caelyn.

38 T.C. HARRISON



Inside Linebacker • 6-2 • 225 • RS-Freshman
Lawrenceville, Ga. • Collins Hill HS

AT VIRGINIA

2019 - Has appeared in six of UVA's 13 games ... made collegiate debut against Florida State ... made a tackle at Louisville ... made a tackle in win over Liberty. **2018** - Did not appear in any games.

HIGH SCHOOL AND PERSONAL

Played linebacker at Collins Hill High School for head coach Lenny Gregory ... played linebacker in a 3-4 system at Collins Hill and made 55 tackles his senior season ... team went 6-5 his senior season ... was a second-team all-region selection as a junior ... stand-out for Collins Hill track program ... won 2016 and 2017 regional championship in the 300 meters ... MVP of prep track team in 2017 ... his high school coach, Lenny Gregory, was teammate of UVA offensive line coach Garrett Tujague at BYU ... attended same high school as current UVA linebacker Rob Snyder ... son of Heidi and Danny Harrison ... father, Danny, lettering at linebacker at Georgia Tech from 1987 to 1989 where he had 103 career tackles.

70 BOBBY HASKINS



Offensive Tackle • 6-7 • 285 • Sophomore
Fairfield, Conn. • The Hun School (N.J.)

AT VIRGINIA

2019 - Has appeared in all 13 of UVA's games with 12 starts at left tackle ... helped block for quarterback Bryce Perkins, one of two quarterbacks in the nation with 3,000+ passing yards and 700+ rushing yards ... blocked for Perkins as he broke the UVA single-season passing record and single-season total offense record. **2018** - Appeared in all 13 of UVA's games ... saw time at the tackle positions and on special teams ... helped block for Bryce Perkins, who was one of two players in the nation with 2,600+ passing yards (2,680) and 900+ rushing yards (923), joining Oklahoma's Kyler Murray ... Perkins finished the season No. 1 in the ACC and No. 13 in the nation with 206 points responsible for ... Perkins was also No. 3 in the ACC and No. 21 in the nation with 3,603 yards of total offense.

HIGH SCHOOL AND PERSONAL

Was a January enrollee and took part in 2018 spring practice ... played left tackle and defensive end at the Hun School for head coach Todd Smith ... named first-team all-league in 2017 and named to the New Jersey Mid-Atlantic Prep League All-Star team ... earned the 2017 U.S. Army Reserve National Student-Athlete Award ... also earned in 2017 the National Football Foundation and Hall of Fame Student-Athlete Award ... spent first three years of high school at Fairfield Prep where he also played tight end ... was a 2016 Connecticut Interscholastic Athletic Conference Class LL All-League tight end ... in 2016 earned ESPN Radio Connecticut High School Player of the Week and Connecticut Channel 12 TV Scholar Athlete of the Week honors ... earned the 2017 Reverend Adolpho Nicolas Award as the Outstanding Leader and the 2017 Reverend Eugene Bissette Award as the Outstanding Student-Athlete at Fairfield Prep ... also played basketball at Fairfield Prep and helped them win the 2015 Connecticut Interscholastic Athletic Association LL State championship ... son of Bob and Kim Haskins ... has three sisters, Cooper, Julia and Peyton ... member of the National Honor Society ... Student Body Vice President at Fairfield Prep ... volunteer elementary school basketball coach at Cardinal Sheehan Center in Bridgeport, Conn. ... father, Bob, was a three-year letterman at Columbia as a defensive end ... enjoys golf ... a three-star recruit by ESPN.com, Rivals.com, Scout.com and 247sports.com ... born in Greensboro, N.C.

20 MIKE HOLLINS



Running Back • 5-9 • 200 • Freshman
Baton Rouge, La. • University Lab HS

MIKE HOLLINS' CAREER HIGHS

Rushes: 11 vs. William & Mary, Sept. 6, 2019
Rushing Yards: 78 vs. William & Mary, Sept. 6, 2019
Long Rush: 37 vs. William & Mary, Sept. 6, 2019
Rushing Touchdowns: 2 vs. William & Mary, Sept. 6, 2019

AT VIRGINIA

2019 - Has appeared 11 of UVA's 13 games ... made collegiate debut on special teams at Pitt ... scored a touchdown on his first career rush against William & Mary (nine yards) ... became the first Cavalier since Jordan Ellis in 2015 to score a touchdown on first career rush ... led UVA

with 11 rushes for 78 yards (7.1 ypr) and two touchdowns against the Tribe ... made a special teams tackle and rushed twice at Miami ... rushed eight times for 27 yards and a touchdown in the win over Liberty.

HIGH SCHOOL AND PERSONAL

Played running back and linebacker at University Lab High School for head coach Chad Mahaffey ... led University Lab to back-to-back 3A state championships in 2017 and 2018 ... earned MVP honors of the 2018 state championship game after rushing 27 times for 237 yards and four touchdowns ... also caught five passes for 47 yards and a score in the state title game ... finished senior season with 1,645 rushing yards and 33 touchdowns on the ground ... a three-star recruit by ESPN.com, Rivals.com and 247sports.com.

HOLLINS' RUSHING

Year	G/GS	No.	Yds.	Avg.	LP	TD	YPG
2019	12/0	21	112	5.3	37	3	9.3

75 JA'QUAY HUBBARD



Offensive Tackle • 6-5 • 335 • Freshman
Sharpsville, Pa. • Sharpsville HS

AT VIRGINIA

2019 - Has appeared in two of UVA's 13 games ... made collegiate debut in the season opener at Pitt ... also appeared against William & Mary ... saw time on the offensive line against the Tribe ... mostly played special teams ... one of 17 UVA true freshmen to see time.

HIGH SCHOOL AND PERSONAL

Played offensive tackle at Sharpsville High School for head coach Paul Piccirilli ... two-time all-state offensive lineman ... finalist for Pennsylvania's 'Mr. Football' ... helped Sharpsville reach the District 10 championship game ... also plays basketball ... a four-star recruit by Rivals.com ... three-star recruit by ESPN.com and 247Sports.com.

42 NICK JACKSON



Inside Linebacker • 6-1 • 225 • Freshman
Atlanta, Ga. • The Lovett School

NICK JACKSON'S CAREER HIGHS

Tackles: 9 vs. Clemson, Dec. 7, 2019
Tackles for Loss: 0.5 two times, last vs. Clemson, Dec. 7, 2019
Sacks: 0.5 vs. Liberty, Nov. 23, 2019

AT VIRGINIA

2019 - Has appeared in all 13 of UVA's games with one start ... made collegiate debut on special teams at Pitt ... recorded two tackles against William & Mary ... notched three tackles against Duke ... made four tackles on defense at Louisville ... made first collegiate start at North Carolina after Jordan Mack missed the first half due to a targeting call in the Louisville game ... made three tackles in the win against the Tar Heels ... made two tackles and notched a 0.5 sack against Liberty ... made one stop against Virginia Tech ... made nine tackles and notched a 0.5 tackle for loss in the ACC Championship game against Clemson.

HIGH SCHOOL AND PERSONAL

Played linebacker and wide receiver at The Lovett School for head coach Mike Muschamp ... made 95 tackles, 10 tackles for a loss, 2.5 sacks and caused one fumble in 2018 as a senior ... also made 26 receptions for

406 yards and three touchdowns ... recorded 57 tackles, 3.0 sacks and caused one fumble as a junior in 2017 ... made 26 tackles and 8.0 tackles for a loss as sophomore ... also made 26 receptions for 406 yards and three touchdowns in 2016 ... will graduate with 72 career receptions for 1,224 receiving yards and nine touchdowns ... averaged 17.0 yards per reception for his career ... a three-star recruit by ESPN.com, Rivals.com and 247sports.com.

JACKSON DEFENSIVELY

Year	G/GS	S	A	Tot.	TFL	QBS	FR	FC	PBU	Int	Blk
2019	13/1	9	15	24	1.0-5	0.5-3	0	0	0	0	0

13 TERRELL (TUR-RELL) JANA (JAN-AH)



Wide Receiver • 6-1 • 190 • Junior
Vancouver, B.C. • Woodberry Forest (Va.)

TERRELL JANA'S CAREER HIGHS

Receptions: 13 at North Carolina, Nov. 2, 2019

Receiving Yards: 146 at North Carolina, Nov. 2, 2019

Long Reception: 42 vs. vs. Pitt, Nov. 2, 2018

Receiving Touchdowns: 1 three times, last vs. Clemson, Dec. 7, 2019

Long Receiving Touchdown: 42 vs. Pitt, Nov. 2, 2018

AT VIRGINIA

2019 - Has appeared in all 13 of UVA's games with 10 starts ... recovered from knee injury in time for spring practice ... started the season opener at Pitt and finished the game with three catches for 29 yards ... made two catches for 35 yards against William & Mary ... set career highs with seven receptions and 85 receiving yards in the win over Florida State ... made three catches for 25 yards in win over Old Dominion ... made four receptions for 23 yards at No. 10 Notre Dame ... made four catches for 39 yards at Miami ... caught one pass for 13 yards in win over Duke ... made six catches for 75 yards at Louisville ... notched two key receptions on fourth down to prolong a drive in the fourth quarter that UVA scored a touchdown ... had a career night at North Carolina making 13 receptions, nine of which came in the first half ... also recorded 146 receiving yards in the win over the Tar Heels ... recorded nine receptions for 108 yards in win over Georgia Tech ... made four catches for 56 yards and a touchdown in the win against Liberty ... made four catches for 56 yards in the Commonwealth Cup win over Virginia Tech ... made six catches for 62 yards and a touchdown in the ACC Championship game against Clemson. **2018** - Appeared in 12 of UVA's 13 games with one start ... missed the Belk Bowl with an injury sustained during bowl prep ... made one catch for 10 yards against Richmond ... caught one pass for eight yards against Ohio in Nashville ... made one catch for 11 yards at NC State ... led UVA with three receptions for 77 yards and a touchdown against Pitt ... tallied his first career touchdown on a 42-yard scoring strike from Bryce Perkins against the Panthers ... caught three passes for 32 yards at Georgia Tech ... all 32 receiving yards against the Yellow Jackets came on a crucial fourth-quarter drive that forced overtime in Atlanta ... made two catches for 19 yards at Virginia Tech. **2017** - Appeared in all 13 of UVA's games with one start ... made collegiate debut in the season-opening win against William & Mary ... recorded first collegiate catch for 12 yards against Indiana ... made first collegiate start at North Carolina ... made a key block that helped spring Joe Reed free on a 92-yard kick return touchdown against Georgia Tech ... made one catch for nine yards against Virginia Tech.

HIGH SCHOOL AND PERSONAL

Played wide receiver and cornerback at Woodberry Forest for head coach Clint Alexander ... caught 64 passes for 1,308 yards and 19 touchdowns in 2016 ... also led Woodberry Forest with 1,545 all-purpose yards ... made 11 tackles on defense ... a two-time VISAA all-state selection ... second-team 2016 *USA Today* American Family Insurance All-USA Virginia ... rated a three-star recruit by ESPN.com, Rivals.com, 247sports.com and Scout.com.

JANA RECEIVING

Year	G/GS	No.	Yds.	Avg.	LP	TD	YPG
2017	13/1	2	21	10.5	12	0	1.6
2018	12/1	11	151	13.7	42	1	12.6
2019	13/10	67	760	11.3	37	2	58.6
Career	38/12	80	932	11.7	42	3	24.5

37 PERRIS JONES



Running Back • 5-8 • 175 • RS-Freshman
Alexandria, Va. • Episcopal HS

AT VIRGINIA

2019 - Has appeared in nine of UVA's 13 games ... missed the Louisville, UNC and Georgia Tech games with an injury ... in the season opener at Pitt he was one of the kick returners ... made one special teams tackle on a kickoff in the win over Old Dominion. **2018** - Has appeared in four of UVA's 12 games ... made collegiate debut against North Carolina as one of UVA's kick returners ... has seen all his time on kick returns along side Joe Reed ... one of 13 UVA true freshmen to see action in 2018 ... retained redshirt under new NCAA rules.

HIGH SCHOOL AND PERSONAL

Played running back at Episcopal for head coach Panos Voulgaris ... first-team all-state running back three years in a row ... first-team All-IAC two years in a row ... IAC Offensive Player of the Year in 2017 ... spent first two years of high school at Bishop Ireton where he the school single-season all-purpose yards record with over 2,500 yards ... All-Metro honorable mention three years in a row ... DC Touchdown Club Player of the Week once ... finished high school with over 5,000 career rushing yards ... also participated in wrestling and track in high school ... first-team All-IAC in the 4x100 in track ... state champion and conference champion in the 4x100 ... son of Joanna and Stevie Jones, Jr. ... has four younger sisters, Kendra, Psalmn, Reign and Clancey ... has one younger brother, Stevie ... family tradition every Christmas morning is whole family serves food to the homeless ... volunteers with Royal Athletes where he mentors kids ... loves playing the guitar and writing poems.

45 REED KELLAM



Inside Linebacker • 6-1 • 225 • Senior
Richmond, Va. • Collegiate School

AT VIRGINIA

2019 - Earned the first jersey pick for the team's jersey selection process during fall camp ... has appeared in 12 of UVA's 13 games on special teams. **2018** - Appeared in all 12 of UVA's games on special teams ... named to ACC Honor Roll. **2017** - Appeared in all 13 of UVA's games on special teams ... made collegiate debut against William & Mary ... named to ACC Honor Roll. **2016** - Did not appear in any games ... named to ACC Honor Roll. **2015** - Did not appear in any games... redshirted season.

HIGH SCHOOL AND PERSONAL

A linebacker and fullback at Collegiate High School for head coach Mark Palyo ... a four-year letterwinner and a three-year starter ... accumulated 135 tackles, 18.5 tackles for a loss and 2.5 sacks in 2014 on his way to first-team VISAA all-state honors at linebacker ... only player in Collegiate High School history to be selected all-state three consecutive sea-

sons, earning first-team honors in 2012, 2013 and 2014 ... accumulated 441 career tackles for a Collegiate record ... Collegiate's defensive MVP in 2012, 2013 and 2014 ... notched 150 tackles and 13.0 tackles for loss in 2013 ... accumulated 141 tackles, 12.5 tackles for a loss and three sacks in 2012 ... was a three-year letterwinner in basketball ... four-year class representative on the Collegiate High School Honor Council ... athletic council member in 2014 ... son of Tom and Sarah Kellam ... has a younger sister, Haley ... majoring in history.

88 TAVARES KELLY JR.



Wide Receiver • 5-8 • 160 • Sophomore
Miami, Fla. • St. Thomas Aquinas HS

AT VIRGINIA

2019 - Has appeared in 11 of UVA's 13 games with one start ... caught four passes against William & Mary ... returned one kickoff for 28 yards, while rushing once for nine yards against the Tribe ... made two catches for 23 yards in the win over Old Dominion ... caught two passes for 35 yards at Miami ... rushed once for 17 yards against Duke ... recorded his first collegiate touchdown on a four-yard reception at Louisville ... caught one pass for 21 yards in win at North Carolina ... returned five kicks for 129 yards and caught two passes for 46 yards in the win over Georgia Tech ... notched 175 all-purpose yards against the Yellow Jackets ... made one catch for 13 yards in win over Liberty ... made key catch for nine yards against Virginia Tech on third down that set up UVA's game-winning field goal. **2018** - Appeared in all 13 of UVA's games with two starts ... one of eight true freshmen to make collegiate debut in season-opening win against Richmond ... rushed once for four yards and returned one kick for 17 yards against the Spiders ... caught first collegiate pass against Ohio in Nashville ... also returned first three collegiate punts against the Bobcats, one return going for 42 yards ... caught one pass for 25 yards against Louisville in the ACC opener ... he also rushed once for eight yards against the Cardinals ... caught three passes for 57 yards at NC State ... returned two punts against No. 16 Miami with a long of eight yards ... returned two punts for 72 yards, including a long of 43 yards at Duke ... also returned one kick off for 10 yards ... made his first collegiate start against North Carolina and caught three passes for 21 yards ... also rushed once against the Tar Heels and returned three punts ... caught two passes for 17 yards against Pitt ... also returned two punts against the Panthers ... rushed once for 11 yards against Liberty.

HIGH SCHOOL AND PERSONAL

A wide receiver and kick returner at St. Thomas Aquinas High School for head coach Roger Harriott ... as a senior caught 26 passes for 440 yards and five touchdowns ... also recorded 1,294 all-purpose yards, including 425 kick return yards and 386 punt return yards ... as a senior rushed the ball seven times for 43 yards and one touchdown ... during junior season he returned punts for 382 yards ... caught six passes in 2016 for 73 yards and one touchdown ... rushed the ball eight times for 133 yards and one touchdown ... part of St. Thomas Aquinas' 2015 and 2016 state championship teams, appearing in some postseason games as a sophomore in 2015 ... attends same high school as many current and former professional athletes, including Hall of Famer Michael Irvin, Hall of Fame tennis player Chris Evert, current Chargers' defensive lineman Joey Bosa and former Chicago Bear Brian Piccolo, who had his courageous fight with cancer documented in the TV movie Brian's Song ... a three-star recruit by ESPN.com, Rivals.com, Scout.com and 247sports.com.

KELLY RECEIVING

Year	G/GS	No.	Yds.	Avg.	LP	TD	YPG
2018	13/2	10	121	12.1	32	0	9.3
2019	11/1	14	152	10.9	35	1	13.8
Career	24/3	24	273	11.4	35	1	11.4

KELLY RUSHING

Year	G/GS	No.	Yds.	Avg.	LP	TD	YPG
2018	13/2	6	21	3.5	11	0	1.6
2019	11/1	5	43	8.6	17	0	3.9
Career	24/3	11	64	5.8	17	0	2.7

KELLY KICKOFF RETURNS

Year	G	No.	Yds	Avg.	LP	TD
2018	13	3	50	16.7	23	0
2019	11	8	179	22.4	40	0
Career	24	11	229	20.8	40	0

KELLY PUNT RETURNS

Year	G	No.	Yds	Avg.	LP	TD
2018	13	13	143	11.0	43	0

80 BILLY KEMP IV



H-Back • 5-9 • 175 • Sophomore
Highland Springs, Va. • Highland Springs HS

BILLY KEMP'S CAREER HIGHS

Receptions: 9 vs. Clemson, Dec. 7, 2019

Receiving Yards: 66 vs. Clemson, Dec. 7, 2019

Long Reception: 25 vs. Virginia Tech, Nov. 29, 2019

Receiving Touchdowns: 1 vs. Virginia Tech, Nov. 29, 2019

Long Receiving Touchdown: 25 vs. Virginia Tech, Nov. 29, 2019

AT VIRGINIA

2019 - Has appeared in 12 of UVA's 13 games with one start ... caught three passes for 34 yards against William & Mary ... returned four punts for 51 yards against the Tribe ... caught two passes for 20 yards in the win over Florida State ... made two catches for 10 yards in the win over Old Dominion ... made three catches for 10 yards at No. 10 Notre Dame ... also returned two punts for 17 yards against the Irish ... caught two passes for 20 yards at Miami ... caught two passes against Duke ... caught four passes for 51 yards against Georgia Tech ... made a crucial third-down reception that led to a first down that allowed UVA to run out the clock in the game's closing minutes against the Yellow Jackets ... caught four passes for 42 yards in win against Liberty ... caught three passes for 32 yards and his first collegiate touchdown in the Commonwealth Cup victory over Virginia Tech ... his third quarter touchdown tied the game with the Hokies at 20-20 ... had a career day in the ACC Championship game against Clemson where he made nine receptions for 66 yards. **2018** - Appeared in seven of UVA's 13 games ... one of 13 UVA true freshmen to see action in 2018 ... one of eight UVA true freshmen to make collegiate debut in season-opening win over Richmond ... returned punts for the first time against South Carolina in the Belk Bowl ... returned three punts for 31 yards, including a long of 11 against the Gamecocks.

HIGH SCHOOL AND PERSONAL

Speedy prep standout performer who played wide receiver, defensive back and returned kicks at Highland Springs High School for head coach Loren Johnson ... helped Highland Spring to consecutive Class 5A state titles as a junior and senior ... team went 14-1 his senior season ... in 2017 he had 49 catches for 981 yards and scored 16 touchdowns ... had three interceptions on defense as a senior ... named to 5B All-Region team ... started his high school career at Lee-Davis ... son of Ilene and Bill Kemp ... three-star recruit by ESPN.com ... two-star recruit by 247Sports.com, Rivals.com and Scout.com.

KEMP RECEIVING

Year	G/GS	No.	Yds.	Avg.	LP	TD	YPG
2018	8/0	0	0	0.0	0	0	0
2019	12/1	34	287	8.4	25	1	23.9
Career	20/1	34	287	8.4	25	1	14.4

KEMP RUSHING

Year	G/GS	No.	Yds.	Avg.	LP	TD	YPG
2018	8/0	0	0	0.0	0	0	0.0
2019	12/1	2	7	3.5	8	0	0.6
Career	20/1	2	7	3.5	8	0	0.4

KEMP PUNT RETURNS

Year	G	No.	Yds.	Avg.	LP	TD
2018	8	3	31	10.3	11	0
2019	12	23	137	6.0	22	0
Career	20	26	168	6.5	22	0

**6 PK
KIER**

Running Back • 5-11 • 235 • Junior
Winchester, Va. • Millbrook HS

PK KIER'S CAREER HIGHS

Rushes: 12 at Duke, Oct. 20, 2018

Rushing Yards: 36 at Duke, Oct. 20, 2018

Long Rush: 13 at Duke, Oct. 20, 2018

AT VIRGINIA

2019 - Has appeared in all 13 of UVA's games ... rushed five times for 19 yards at Pitt ... carried the ball six times for 45 yards in a win over William & Mary ... rushed twice for five yards in the win over Old Dominion ... rushed for 14 yards at Miami ... rushed once for five yards in win over North Carolina ... rushed 10 times for 82 yards and a touchdown in win over Liberty. **2018** - Appeared in all 13 of UVA's games ... in UVA's season-opening win over Richmond he rushed six times for 27 yards ... also returned one short kick for 14 yards against the Spiders ... rushed 12 times for 36 yards at Duke ... rushed three times for five yards against North Carolina ... rushed five times for 12 yards against South Carolina in the Belk Bowl. **2017** - Appeared in 12 of UVA's 13 games with one start ... one of 17 UVA true freshmen to play ... has seen most of his time on special teams ... made collegiate debut against William & Mary ... saw some time on offense against UConn, at Boise State, at Louisville and in the Military Bowl ... made first career rushes against Boston College, carrying twice for 16 yards ... made first collegiate start against Georgia Tech ... rushed four times for 16 yards at Louisville.

HIGH SCHOOL AND PERSONAL

Played running back and safety at Millbrook High School for head coach Josh Haymore ... second-team 2016 4A all-state ... rushed 141 times for 1,194 yards and 15 touchdowns in 2016 ... 2015 VHSL 4A second-team all-state honoree after rushing for 1,352 yards and 19 touchdowns ... also caught seven passes for 143 yards in 2015 ... accumulated 3,582 career rushing yards on 501 career carries ... scored 50 career rushing touchdowns ... averaged 7.09 yards per rush for his career ... in 2015 was named all-region, all-district, all-area and was the Jim Stutzam Chevrolet Player of the Month ... in 2014 was named all-region, all-district and all-area ... dad, Pede Kier, played baseball at Shenandoah University ... uncle, Mark Cooke, played football at UVA from 1987-1990 for Hall of Fame coach George Welsh ... cousin, Cory Alexander, is a former UVA basketball star and NBA Draft first round selection by the San Antonio Spurs, and current ESPN college basketball commentator ... rated a three-star recruit by ESPN.com, Rivals.com and 247Sports.com ... rated a two-star recruit by Scout.com ... majoring in kinesiology.

KIER RUSHING

Year	G/GS	No.	Yds.	Avg.	LP	TD	YPG
2017	12/1	6	32	5.3	12	0	2.7
2018	13/0	26	80	3.1	13	0	6.2
2019	13/0	32	174	5.4	38	1	13.4
Career	38/1	64	286	4.5	38	1	7.5

**49 COEN
KING**

Defensive Back • 6-0 • 190 • RS-Freshman
Culpeper, Va. • Eastern View HS

AT VIRGINIA

2019 - Has appeared seven of UVA's 13 games on special teams. **2018** - Appeared in one of UVA's 13 games ... made collegiate debut on special teams against North Carolina ... one of 13 UVA true freshmen to see action in 2018 ... retained redshirt under new NCAA rules.

HIGH SCHOOL AND PERSONAL

Played defensive back at Eastern View High School for head coach Gregory Hatfield ... all-conference and defensive captain ... played only one season of high school football and led team in interceptions and tackles as a senior while only appearing in nine games ... school's special teams player of the year ... also played basketball and participated in the long and high jump ... all-conference in basketball ... all-conference, all-region and all-state in track & field ... team captain on the track team and the MVP ... member of honor roll all through high school ... member of the National Honor Society ... won the excellence in history award ... member of Senior Student Council ... Advanced Diploma ... son of Charlee and Damian King ... has two younger brothers, Ashton and Ian ... enjoys music, writing and solving a Rubik's cube ... volunteer works includes Big Brothers Big Sisters of America and working with local food drives.

**65 JONATHAN
LEECH**

Offensive Tackle • 6-4 • 270 • Freshman
Hoschton, Ga. • Mill Creek HS

AT VIRGINIA

2019 - Appeared in two of UVA's 13 games ... made collegiate debut against Old Dominion ... also saw time against Duke ... appeared mostly on offense ... one of 17 UVA true freshmen to see time.

HIGH SCHOOL AND PERSONAL

Played offensive line at Mill Creek High School for head coach Trent Slear ... was a 2018 first-team all-county selection after helping Mill Creek to an 8-4 record and a second-round appearance in the state tournament ... attended the same high school as current UVA center Tyler Fannin ... a three-star recruit by ESPN.com, Rivals.com and 247sports.com.

4 JORDAN MACK



Inside Linebacker • 6-4 • 230 • Senior
Lithonia, Ga. • Wesleyan HS

JORDAN MACK'S CAREER HIGHS

Tackles: 16 vs. Indiana, Sept. 9, 2017

Tackles for Loss: 2.5 vs. William & Mary, Sept. 6, 2019

Forced Fumbles: 1 six times, last vs. Virginia Tech, Nov. 29, 2019

Sacks: 2.5 vs. William & Mary, Sept. 6, 2019

HONORS

2019 - Campbell Trophy Finalist ... ACC's Jim Tatum Award winner as the conference's top football scholar-athlete ... All-ACC (3rd) ... CoSIDA Academic All-District 3 ... Nagurski Trophy Preseason Watch List ... preseason third-team Athlon Sports All-ACC ... preseason fourth-team Phil Steele All-ACC. **2018** - Athlon Sports third-team preseason All-ACC. **2017** - VaSID all-state second-team. **2016** - *Campus Insider's* honorable mention freshman All-American ... Athlon Sports second-team Freshman All-ACC.

AT VIRGINIA

2019 - Has appeared in all 13 of UVA's games with 12 starts ... leads the ACC's linebackers with 7.5 sacks ... in the season opener at Pitt he finished the game with three tackles and a shared sack with Eli Hanback ... made four tackles and 2.5 sacks against William & Mary ... led UVA with 13 tackles in the win over Florida State ... he also recorded 2.0 tackles for loss and 1.0 sacks against the Seminoles ... made nine tackles and 1.0 sack in the win over Old Dominion ... made three stops and 1.0 sack at No. 10 Notre Dame ... made three tackles at Miami ... made six tackles and notched 1.0 sack in win against Duke ... the sack against the Blue Devils forced a fumble recovered by UVA ... made three tackles at Louisville ... made five tackles in the win at North Carolina ... led UVA with nine tackles in win over Georgia Tech ... made five tackles and notched a 0.5 sack in the win against Liberty ... made six tackles and forced a fumble that Mandy Alonso recovered in the Commonwealth Cup victory over Virginia Tech. **2018** - Started all nine games in which he has appeared ... started UVA's first four games before missing the NC State, Miami, Duke and North Carolina games with an injury suffered against Louisville ... named to ACC Honor Roll ... against Richmond made three tackles, including 1.0 tackle for loss against the Spiders ... notched five tackles and 1.0 tackle for loss at Indiana ... made five tackles and 0.5 tackles for loss against Ohio in Nashville ... made seven tackles and shared a sack with Jordan Redmond against Louisville in the ACC opener ... returned to the field against Pitt and made six tackles ... made 10 tackles against Liberty ... notched 12 tackles at Georgia Tech ... made 10 tackles, 2.0 tackles for loss and 1.0 sacks at Virginia Tech ... led UVA with eight tackles and one sack against South Carolina in the Belk Bowl. **2017** - Started all 13 of UVA's games ... finished the season No. 5 in the ACC with 114 tackles ... joined Micah Kiser (145) and Quin Blanding (137) to become one of two FBS programs (New Mexico State) and the only "Power 5" school to have a trio of players with at least 100 tackles in the same season ... named to ACC Honor Roll ... posted three stops against William & Mary ... recorded a team-high 16 tackles against Indiana, his first career double-digit tackle game ... also shared a sack against the Hoosiers with Eli Hanback ... made five tackles and 1.5 tackles for loss in the UConn win ... made three stops at Boise State ... recorded 10 tackles in a home win over Duke ... made nine stops in UVA's road win at North Carolina ... made 12 tackles and 1.0 tackles for loss against Boston College ... made eight stops at Pitt ... made 13 tackles, 2.0 tackles for loss and 1.0 sacks against Georgia Tech ... forced a fumble that resulted in a safety against the Yellow Jackets ... made nine tackles and 1.5 sacks of Lamar Jackson at Louisville ... also forced a fumble against the Cardinals ... made four stops at No. 2 Miami ... notched 13 tackles against Virginia Tech ... made

nine stops against Navy in the Military Bowl. **2016** - Appeared in all 12 of UVA's games with nine starts ... one of nine UVA true freshmen to play ... one of six UVA true freshmen to start at least one game ... named to ACC Honor Roll ... made collegiate debut against Richmond in the season opener ... became the first true freshman at UVA to start a season opener at linebacker since Ahmad Brooks in 2003 ... made three tackles against the Spiders ... made six tackles, 2.0 tackles for a loss and forced a fumble at then-No. 24 Oregon ... made one tackle at UConn ... made two tackles against Central Michigan ... made eight tackles with 1.0 sack at Duke in the ACC opener ... his strip sack against the Blue Devils came in the end zone and Eli Hanback recovered for the touchdown, giving UVA a 14-point cushion in the closing minutes ... made two tackles, including picking up a 0.5 sack against Pitt ... made seven tackles and 0.5 TFLs against then-No. 22 North Carolina ... made one tackle against then-No. 5 Louisville ... made three tackles at Wake Forest ... made one tackle against Miami ... made five stops at Georgia Tech ... recorded one tackle at Virginia Tech.

HIGH SCHOOL AND PERSONAL

Played safety and wide receiver at the Wesleyan School for head coach Franklin Pridgen ... rated a three-star recruit according to ESPN.com, Rivals.com, Scout.com and 247sports.com ... named a 2015 first-team All-Region 6-AA honoree at defensive back ... a second-team Class AA all-state honoree at defensive back ... recorded 36 tackles as a senior and picked off one pass ... caught 19 passes for 170 yards and two touchdowns in 2015 ... son of Charles and Audria Mack ... father, Charles, played football at Georgia Tech from 1983-87 ... has one brother, Charles, who played football at Richmond from 2013-16 ... cousin, Jimmy Coleman, played football at Tulane.

MACK DEFENSIVELY

Year	G/GS	S	A	Tot.	TFL	QBS	FR	FC	PBU	Int	BLK
2016	12/9	19	21	40	4-11	1.5-2	0	2	0	0	0
2017	13/13	38	76	114	7-33	3.0-22	0	2	0	0	0
2018	9/9	27	39	66	6-32	2.5-19	0	0	1	0	0
2019	13/12	36	33	69	8.5-54	7.5-48	0	2	0	0	0
Career	47/43	120	169	289	25.5-130	14.5-91	0	6	1	0	0

A.J. MEJIA (MEH-HEE-UH)



Placekicker • 5-10 • 175 • Junior
Fairfax, Va. • Paul VI

AT VIRGINIA

2019 - Appeared in one of UVA's 13 games ... kicked a successful on-side kick at Louisville. **2018** - Appeared in five of UVA's 13 games ... appeared in UVA's season-opening win against Richmond and was a perfect 6-of-6 on PATs ... made both his PAT attempts at Indiana ... made 6-of-6 PATs against Ohio in Nashville ... kicked the successfully recovered on-side kick at NC State. **2017** - Appeared in all 13 of UVA's games ... set the UVA freshman record for most points kicking with 61, breaking the previous record held by Kyle Kirkeide (60, 1993) ... made collegiate debut against William & Mary and was a perfect 4-of-4 on PATs ... made first collegiate field goal against Indiana, connecting on a 22-yard attempt to put UVA up early, 3-0 ... connected on a 28-yard field goal against UConn ... was also a perfect 5-of-5 on PATs ... was 7-of-7 on PATs at Boise State ... went 4-of-4 on PATs against Duke ... made both of his field goal attempts at North Carolina ... connected from 20 and 27 yards against the Tar Heels ... also was a perfect 2-of-2 on PATs at UNC ... connected on a 38-yard field goal against Boston College ... was 2-of-2 on PATs at Pitt ... connected on all three field goal attempts (36, 23, 33) against Georgia Tech and was a perfect 5-of-5 on PATs ... was 3-of-3 on PATs at Louisville ... was 4-of-4 on PATs at No. 2 Miami ... made his only PAT against Navy in the Military Bowl.

HIGH SCHOOL AND PERSONAL

Was a kicker and punter at Paul VI High School for head coach Joe Sebastian ... earned two letters ... was 6-of-8 on field goals as a senior and earned second-team All-VISAA ... ranked a four-and-a-half-star kicker by Kohl's Kicking ... two-year letterwinner in baseball ... hit .363 in conference with a .953 fielding percentage at third base ... an All-WCAC honorable mention honoree and NOVA Baseball Magazine Utility Nine ... student ambassador ... member of the Spanish Club and was a peer mentor ... son of Adam and Kathy Mejia ... has an older brother, Adam ... brother, Adam, played football at Texas Lutheran.

MEJIA FIELD GOALS

Year	G/GS	FGM	FGA	PCT.	1-19	20-29	30-39	40-49	50+	LG	PAT
2017	13/0	8	12	.667	0-0	5-5	3-3	0-4	0-0	38	37-37
2018	5/0	1	4	.250	0-0	0-0	1-4	0-0	0-0	32	14-14
2019	1/0	0	0	.000	0-0	0-0	0-0	0-0	0-0	-	0-0
Career	18/0	9	16	.563	0-0	5-5	4-7	0-4	0-0	38	51-51

96 SENECA MILLEDGE

Running Back • 5-6 • 160 • Freshman
Fort Myers, Fla. • Dunbar HS

AT VIRGINIA

2019 - Has appeared in three of UVA's 13 games ... made collegiate debut against Liberty ... returned four kicks for 130 yards against the Flames, who previously had not allowed a return of 30 yards all season (he had three in the game) ... made a tackle on special teams in the Commonwealth Cup win over Virginia Tech ... returned four kicks for 76 yards in the ACC Championship game against Clemson ... one of 17 UVA true freshmen to see time.

HIGH SCHOOL AND PERSONAL

Played running back and cornerback at Dunbar High School for head coach Sam Brown ... named the District 5A player of the year ... rushed 74 times for 678 yards and 10 touchdowns in 2018 ... logged three games as a senior with 100+ rushing yards ... also caught 10 passes for 96 yards in 2018 ... also made 34 tackles, 1.0 tackles for loss and recovered one fumble as a senior ... graduated with 2,132 career rushing yards and 27 touchdowns ... rushed for 843 yards and 13 touchdowns as a junior ... also had 17 career receptions for 348 yards and two touchdowns ... was 26-of-55 passing for his career for 427 yards and two touchdowns ... played in the 2018 Rotary South All-Star Classic ... won the Class A 100-meter state title and anchored the 4x100 relay to a gold medal ... took the 2A state title in the long jump in 2018 with a jump of 7.19 meters ... was county champion in the long jump and triple jump, and a district champ in the 100 meters ... is cousins with fellow signee Major Williams ... a three-star recruit by ESPN.com, Rivals.com and 247sports.com ... volunteer work includes being a Pop Warner coach and serving as a mentor at Manatee and Tortuga elementary school.

MILLEDGE KICK RETURNS

Year	G	No.	Yds.	Avg.	LP	TD
2019	3	8	206	25.8	41	0

85 GRANT MISCH (MISH, RHYMES WITH FISH)

Tight End • 6-4 • 250 • RS-Freshman
Sterling, Va. • Potomac Falls HS

AT VIRGINIA

2019 - Has appeared in all 13 of UVA's games ... made first career reception and first career touchdown catch on the same play at North Carolina ... caught a six-yard pass for the score against the Tar Heels. **2018** - Appeared in one of UVA's 13 games ... one of 13 UVA true freshmen to see action in 2018 ... made collegiate debut at Georgia Tech ... started against the Yellow Jackets at defensive end and made one tackle ... retained redshirt under new NCAA rules ... made move to tight end for the 2019 spring.

HIGH SCHOOL AND PERSONAL

Played tight end and linebacker at Potomac Falls High School for head coach Paul Barnes ... first-team all-conference linebacker in 2017 after making 56 tackles and three sacks ... named team's defensive MVP ... also earned first-team all-region and all-county at linebacker ... earned second-team all-conference honors at tight end ... made 96 tackles, 11.5 tackles for loss and 3.5 sacks as a junior, earning first-team all-conference honors, while being named second-team all-region and first-team all-county ... also played basketball at Potomac Falls ... two-time team captain for the hoops team ... son of Robert and Kimberly Misch ... a three-star recruit by ESPN.com, Rivals.com and 247sports.com.

MISCH RECEIVING

Year	G/GS	No.	Yds.	Avg.	LP	TD	YPG
2019	13/0	1	6	6.0	6	1	0.4

83 HAYDEN MITCHELL

Wide Receiver • 6-0 • 190 • Sophomore
Richmond, Va. • St. Christopher's

AT VIRGINIA

2019 - Has appeared in all 13 of UVA's games ... made first two career receptions against William & Mary, recording 49 receiving yards with a long of 28 ... made a special teams tackle at North Carolina ... caught one pass for two yards in the ACC Championship game against Clemson ... sees most of his time on special teams. **2018** - Appeared in five of UVA's 12 games ... made collegiate debut against Pitt ... has seen all his time on special teams ... named to ACC Honor Roll. **2017** - Did not appear in any games ... named to ACC Honor Roll.

HIGH SCHOOL AND PERSONAL

Played wide receiver at St. Christopher's for head coach Lance Clelland ... two-year letterwinner and captain as a senior ... made 49 catches as a senior and set a single-season school record with 1,345 receiving yards ... set a single-season school record with 14 receiving touchdowns ... set single-game school records of 226 receiving yards and 27 yards per catch in a game ... first-team All-Prep ... first-team VISAA all-state ... first-team All-Metro ... 1,345 receiving yards as a senior rank No. 2 all-time in Richmond Metro football history for a single season ... named Lexus Pursuit of Perfection athlete in Richmond in 2016-17 ... four-year letterwinner in baseball ... captain as a senior ... two-time first-team All-Prep in baseball ... second-team VISAA all-state as a senior ... attained High Honors all four years ... son of Dave and Meleah Mitchell ... has two sisters, Bronwyn and Carlyn.

MITCHELL RECEIVING

Year	G/GS	No.	Yds.	Avg.	LP	TD	YPG
2018	5/0	0	0	0.0	0	0	0
2019	13/0	3	51	17.0	28	0	3.9
Career	18/0	3	51	17.0	28	0	2.8

7 CHRIS MOORE



Free Safety • 6-2 • 210 • Junior
Ashburn, Va. • Broad Run HS

CHRIS MOORE'S CAREER HIGHS

Tackles: 12 vs. Duke, Oct. 19, 2019

Tackles for Loss: 1.0 two times, last vs. Clemson, Dec. 7, 2019

Pass Breakups: 1 three times, last at North Carolina, Nov. 2, 2019

Interceptions: 1 at North Carolina, Oct. 14, 2017

Long Interception Return: 8 at North Carolina, Oct. 14, 2017

Sacks: 0.5 vs. Clemson, Dec. 7, 2019

AT VIRGINIA

2019 - Has appeared in eight of UVA's 13 games with four starts ... made two stops against William & Mary ... made a career-high 12 tackles in win over Duke ... made four tackles at Louisville ... made three tackles and broke up a pass at North Carolina ... made four tackles in win over Georgia Tech ... made seven stops, shared a sack with Noah Taylor and notched 1.0 tackle for loss in the ACC Championship game against Clemson. **2018** - Missed the season with a preseason injury. **2017** - Appeared in 12 of UVA's 13 games with five starts ... made five stops, four of which were solo, against William & Mary in the opener ... tallied three tackles against Indiana ... made two stops against UConn ... made five stops in road win at Boise State ... made four tackles and 1.0 tackles for loss in home win over Duke ... made six stops and 1.0 tackle for loss at North Carolina ... intercepted his first career pass against the Tar Heels and returned it eight yards ... made three tackles against Boston College ... made three tackles at Louisville ... made one tackle at No. 2 Miami and broke up a pass ... made six stops against Virginia Tech ... made three tackles against Navy in the Military Bowl. **2016** - Appeared in 11 of UVA's 12 games with one start ... one of nine UVA true freshmen to play and one of six UVA true freshmen to make at least one start ... made collegiate debut at then-No. 24 Oregon ... made first career tackle at UConn ... made one tackle against Pitt ... made three tackles, 1.0 for a loss and broke up a pass against then-No. 5 Louisville ... broke up one pass at Georgia Tech ... made first collegiate start at Virginia Tech and recorded a career-high eight tackles.

HIGH SCHOOL AND PERSONAL

Played defensive back and wide receiver at Broad Run High School for head coach Matt Griffis ... rated a three-star recruit according to ESPN.com and 247sports.com ... rated a two-star recruit according to Rivals.com and Scout.com ... a 2015 first-team VHSL 5A all-state honoree at defensive back ... first-team All-Loudoun ... earned second-team all-conference honors as a junior in 2014 after recording 51 tackles and picking off two passes.

MOORE DEFENSIVELY

Year	G/GS	S	A	Tot.	TFL	QBS	FR	FC	PBU	Int	BLK
2016	11/1	5	9	14	1-7	0-0	0	0	2	0	0
2017	12/5	20	21	41	2-4	0-0	0	0	2	1-8	0
2019	8/4	13	22	35	1-8	0.5-4	0	0	2	0	0
Career	31/10	38	52	90	4-19	0.5-4	0	0	6	1-8	0

28 BRENTON NELSON



Free Safety • 5-11 • 185 • Junior
Miami, Fla. • DeMatha Catholic (Md.)

BRENTON NELSON'S CAREER HIGHS

Tackles: 11 vs. Boston College, Oct. 21, 2017

Tackles for Loss: 1.0 four times, last vs. Old Dominion, Sept. 21, 2019

Pass Breakups: 2 two times, last at Virginia Tech, Nov. 23, 2018

Interceptions: 1 six times, last vs. Duke, Oct. 19, 2019

Long Interception Return: 18 vs. UConn, Sept. 16, 2017

HONORS

2017 - ACC Defensive Rookie of the Year ... VaSID Defensive Rookie of the Year ... VaSID all-state second-team.

AT VIRGINIA

2019 - Appeared in UVA's first eight games with five starts before missing the remainder of the season with an injury ... in the season opener at Pitt he finished the game with seven tackles ... made one stop against William & Mary ... made three tackles in the win over Florida State ... made two tackles and 1.0 tackles for loss in the win over Old Dominion ... broke up a pass at No. 10 Notre Dame ... made three stops at Miami ... made one tackle and intercepted a pass against Duke ... returned his interception for 17 yards ... made two tackles at Louisville. **2018** - Started 12 of UVA's 13 games ... in the season-opening win over Richmond he made four tackles and notched an interception, which he returned three yards against the Spiders ... made three tackles, 0.5 tackles for loss and broke up a pass against Ohio in Nashville ... made five tackles in UVA's ACC-opening win over Louisville ... made three tackles at NC State ... made three stops and broke up a pass against No. 16 Miami ... made three tackles at Duke ... made four tackles and broke up one pass against North Carolina ... made three tackles against Pitt ... made four tackles and broke up a key fourth down passing attempt against Liberty ... made three stops and 1.0 tackle for loss at Georgia Tech ... made two tackles and broke up two passes against Virginia Tech ... made four tackles against South Carolina in the Belk Bowl. **2017** - Started all 13 of UVA's games ... made collegiate debut against William & Mary ... recorded his first collegiate tackles against Indiana, finishing with six ... made eight tackles and two pass breakups against UConn ... also intercepted one pass in the end zone against the Huskies and returned it 18 yards ... made five tackles, one for a loss of two yards, and intercepted a pass in road win at Boise State ... also broke up one pass against the Broncos ... made five tackles in home win over Duke ... made four stops, broke up one pass and intercepted his third pass of the season at North Carolina ... returned his pick eight 12 yards against the Tar Heels ... made 11 tackles against Boston College ... also recorded 0.5 tackles for loss against the Eagles ... made six stops at Pitt ... made three tackles, 0.5 tackles for loss and intercepted one pass against Georgia Tech ... made four tackles at Louisville ... made one stop at No. 2 Miami and broke up one pass ... made five stops against Virginia Tech ... made six tackles against Navy in the Military Bowl. **2016** - Did not appear in any games.

HIGH SCHOOL AND PERSONAL

Played safety at DeMatha Catholic for head coach Elijah Brooks in 2015 ... previously played cornerback at Winter Springs High School in Florida for head coach Rodney Brewington ... earned All-Met honors in 2016 as DeMatha was WCAC and regional champions ... led Florida in interceptions in 2013 while at Winter Springs with 10 ... was a two-time all-conference selection ... also earned all-state and All-American honors while at Winter Springs ... also participated in track and field at both DeMatha and Winter Springs ... broke the long jump (22.5) and triple jump (45.3) record at Winter Springs ... also broke the long jump (23.05) and triple jump (47.5) at DeMatha ... while at DeMatha was an All-American in track ... earned all-county, all-conference, all-region and all-state honors in track at Winter Springs ... volunteer work includes Martha's Table, a non-profit in Washington, D.C., that gives food to elementary schoolers and homeless ... son of Tashunda Edwards ... has four older brothers, Markell, Darwin, Antonio and Tavarous.

NELSON DEFENSIVELY

Year	G/GS	S	A	Tot.	TFL	QBS	FR	FC	PBU	Int	BLK
2017	13/13	35	29	64	2-3	0-0	0	0	6	4-31	0
2018	13/12	25	16	41	1.5-4	0-0	0	0	8	1-3	0
2019	8/5	12	7	19	1-3	0-0	0	0	2	1-17	0
Career	34/30	72	52	124	4.5-10	0-0	0	0	16	6-51	0

54 RYAN NELSON

Offensive Tackle • 6-6 • 315 • Sophomore
Buena Park, Calif. • Buena Park HS

HONORS

2019 - Preseason Athlon Sports All-ACC (fourth).

AT VIRGINIA

2019 - Has started all 13 games at left guard ... helped block for quarterback Bryce Perkins, one of two quarterbacks in the nation with 3,000+ passing yards and 700+ rushing yards ... blocked for Perkins as he broke the UVA single-season passing record and single-season total offense record. 2018 - Started all 13 of UVA's games at left tackle ... made collegiate debut against Richmond ... a key blocker for Bryce Perkins, who was one of two players in the nation with 2,600+ passing yards (2,680) and 900+ rushing yards (923), joining Oklahoma's Kyler Murray ... Perkins finished the season No. 1 in the ACC and No. 13 in the nation with 206 points responsible for ... Perkins was also No. 3 in the ACC and No. 21 in the nation with 3,603 yards of total offense. 2017 - Did not appear in any games.

HIGH SCHOOL AND PERSONAL

Played offensive and defensive line at Buena Park High School for head coach Anthony White ... first-team all-county in 2016 ... 2016 MVP of the Freeway League ... first-team All-Freeway League in 2015 and 2016 ... third-team all-county in 2015 ... second-team All-Freeway League in 2014 ... made 51 tackles and recorded six sacks in 2016 on defense ... second-team All-Freeway League in basketball in 2016 and a league finalist in the shotput and discus in 2016 ... son of Charles and Pamela Nelson ... father, Charles, played football at Lambuth University in Jackson, Tenn. ... has an older brother, Troy ... brother, Troy, played three years of baseball (2014) at Northwestern-St. Paul ... rated a three-star recruit by ESPN.com, Rivals.com, 247Sports.com and Scout.com.

86 UGO (YOU-GO) OBASI (OH-BAH-SEE)

Wide Receiver • 6-0 • 195 • Sophomore
Baltimore, Md. • Milford Mill Academy

AT VIRGINIA

2019 - Has appeared in three of UVA's 13 games ... made season debut at No. 10 Notre Dame ... has battled injuries throughout the season. 2018 - Appeared in 10 of UVA's 13 games ... did not play against Indiana, Pitt or in the Belk Bowl ... named to ACC Honor Roll ... one of 13 UVA true freshmen to appear in 2018 ... one of eight UVA true freshmen to make collegiate debut against Richmond in the season opener.

HIGH SCHOOL AND PERSONAL

Played wide receiver, cornerback and safety at Milford Mill Academy for head coach Reggie White ... earned all-county, all-conference

and all-state honors in 2016 and 2017 at Milford Mill Academy ... was team MVP in 2015 ... earned first-team All-Met honors in 2016 and second-team All-Met honors in 2017 ... led Milford to the 3A state title game with 35 receptions for 717 yards and 11 touchdowns in 2017 ... caught 49 passes for 939 yards and 13 touchdowns in 2016 as a junior ... also played small forward on the basketball team, earning team MVP honors in 2014, 2015 and 2016 ... on the Principles Dean List and honor roll and Milford Mill Academy ... volunteer work includes 100 for 100 food give away, talking to the youth at Scotts Branch Elementary and canned food drives ... son of Chinyere Whiting ... has two brothers, Harmony and Jesse ... enjoys fishing and horseback riding ... a three-star recruit by ESPN.com, Rivals.com, Scout.com and 247sports.com ... name is pronounced You-Go, Oh-Bah-See.

55 OLUSEGUN (O-LIEU-SHEH-GOON) OLUWATIMI (O-LIEU-WAH-TIMMY)

Offensive Guard/Center • 6-3 • 305 • Sophomore
Upper Marlboro, Md. • DeMatha/Air Force

HONORS

2019 - All-ACC (HM).

AT VIRGINIA

2019 - Has started 12 of UVA's 13 games at center ... missed the start against Old Dominion with a hand injury, but played at both guard positions against the Monarchs ... sets the pass protection and has a 97 percent target success rate in five-on-five/six protections ... has allowed zero sacks and zero quarterback hits ... helped block for quarterback Bryce Perkins, one of two quarterbacks in the nation with 3,000+ passing yards and 700+ rushing yards ... blocked for Perkins as he broke the UVA single-season passing record and single-season total offense record. 2018 - Did not appear in any games ... sat out season to serve a year of residence due to the NCAA transfer rule.

PREVIOUS SCHOOL

Spent the 2017 season at the Air Force Academy, but did not play in any games.

HIGH SCHOOL AND PERSONAL

Played offensive line at DeMatha Catholic for head coach Elijah Brooks ... team captain as a senior ... twice was named all-conference ... named an Eastbay Freshman All-American ... played his freshmen season on varsity at Archbishop Carroll ... was on the Principal's List every semester in high school ... son of Yetunde and Olufemi Oluwatimi ... has four brothers and one sister ... his brother, Oluwaseun Oluwatimi, is a defensive lineman at Maryland.

27 JAMARI PEACOCK



Fullback • 6-0 • 245 • Junior
Yulee, Fla. • Yulee HS

AT VIRGINIA

2019 - Has appeared in all 13 of UVA's games ... rushed once for four yards against William & Mary ... key component in pass and rush blocking schemes. **2018** - Appeared in all 13 of UVA's games with three starts ... appeared in UVA's season-opening win over Richmond and recorded his first career rush, which went for two yards against the Spiders ... made first start of the season at Indiana ... notched his first career reception for 18 yards at Duke. **2017** - Appeared in all 13 of UVA's games with two starts ... one of 17 UVA true freshmen to play ... made collegiate debut against William & Mary ... has seen time at fullback and on special teams ... made first collegiate start at North Carolina.

HIGH SCHOOL AND PERSONAL

A January early enrollee that participated in spring practice ... played running back and linebacker at Yulee High School for head coach Bobby Ramsay ... rushed for 1,876 yards and 33 touchdowns as a senior ... second-leading rusher in Northern Florida in 2016 ... his 33 touchdowns are the most rushing touchdowns in Northern Florida in 2016 ... County Player of the Year in 2016 ... averaged 7.5 yards per rush on 251 carries ... played for the North team in the FACA All-Star Football Classic ... first-team All-Coast honoree by the Times-Union ... made 167 carries for 1,243 yards and 16 touchdowns as junior in 2015 ... a three-star recruit by ESPN.com, Rivals.com, 247Sports.com and Scout.com ... placed fifth in state in weight lifting in 2015 ... son of Anntaletta Sanders ... has one sister, Gabrielle Grant ... uncle, DeWayne Glover was a defensive back for Florida ... attended the same high school as former Alabama All-American and 2015 Heisman Trophy winner Derrick Henry.

PEACOCK RUSHING

Year	G/GS	No.	Yds.	Avg.	LP	TD	YPG
2017	12/2	0	0	0.0	0	0	0.0
2018	13/3	1	2	2.0	2	0	0.2
2019	13/0	1	4	4.0	4	0	0.3
Career	38/5	2	6	3.0	4	0	0.2

PEACOCK RECEIVING

Year	G/GS	No.	Yds.	Avg.	LP	TD	YPG
2017	12/2	0	0	0.0	0	0	0.0
2018	13/3	1	18	18.0	18	0	1.4
2019	13/0	0	0	0.0	0	0	0.0
Career	38/5	1	18	18.0	18	0	0.5

3 BRYCE PERKINS



Quarterback • 6-3 • 215 • Senior
Queen Creek, Ariz. • Chandler HS/Arizona Western CC

BRYCE PERKINS'S PLACE IN THE CAVALIER RECORD BOOK

Career Rushing By a QB (1,668, 2018-pres., 1st)
Career 300+ Passing Games (4, 2018-pres., T3rd)
Career 200+ Passing Games (15, 2018-pres., T2nd)
Career QB Wins (17, 2018-pres., T2nd)
Career Total Offense (7,563, 2018-pres., 2nd)
Career Passing Touchdowns (43, 2018-pres., 4th)
Career 100-yard Rushing Games by a QB (7, 2018-pres., 1st)
Single-Season Total Yards (3,960, 2019, 1st)
Single-Season Total Yards (3,603, 2018, 2nd)
Single-Season Passing Touchdowns (25, 2018, T2nd)
Single-Season Touchdowns Responsible for (34, 2018, 1st)
Single-Season 100-yard Rushing Games by a QB (4, 2018, T1st)
Single-Season Completion Percentage (64.5, 2018, 3rd)
Single-Season Passing Yards (3,215, 2019, 1st)
Single-Season Passing Yards (2,680, 2018, 7th)
Single-Season Rushing By a QB (923, 2018, 2nd)
Single-Game Total Offense (490 at UNC, 2019, 1st)
Single-Game Total Offense (475 vs. VT, 2019, 2nd)

BRYCE PERKINS' CAREER HIGHS

Passing Yards: 379 vs. Ohio, Sept. 15, 2018
Completions: 30 three times, last at North Carolina, Nov. 2, 2019
Passing Touchdowns: 3 five times, last at North Carolina, Nov. 2, 2019
Rushing Yards: 164 vs. Virginia Tech, Nov. 29, 2019
Rushes: 25 at Indiana, Sept. 8, 2018
Rushing Touchdowns: 3 vs. Duke, Oct. 19, 2019
Total Offense: 490 at North Carolina, Nov. 2, 2019

HONORS

2019 - All-ACC (2nd) ... Dudley Award Winner (top DI player in the Commonwealth of Virginia) ... Touchdown Club of Richmond's Offensive Back of the Year ... Johnny Unitas Golden Arm finalist ... Maxwell Award Preseason Watch List ... Davey O'Brien Award Preseason Watch List ... preseason Phil Steele All-ACC (2nd) ... preseason Athlon Sports All-ACC (2nd). **2018** - All-ACC honorable mention ... Dudley Award Winner ... Touchdown Club of Richmond's Offensive Back of the Year ... Johnny Unitas Golden Arm candidate ... Johnny Unitas Golden Arm Watch List.

AT VIRGINIA

2019 - Has started all 13 of UVA's games ... through 13 games has already broke his own UVA record for total offense (3,960) and also broke Kurt Benkert's (3,207) UVA single-season record for passing yards (3,215) ... joins Oklahoma's Jalen Hurts as the only players in the nation to throw for 3,000+ yards and rush for 700+ yards ... in the season opener at Pitt he finished the game 20-of-34 passing for 181 yards and two touchdowns ... also rushed for 44 yards ... was 16-of-26 passing for 192 yards and two touchdowns against William & Mary ... also rushed seven times for 68 yards and one touchdown against the Tribe ... named Co-ACC Quarterback of the Week after leading UVA to victory against Florida State on 30-of-40 passing for 295 yards ... tossed one touchdown and also rushed 12 times for 46 yards against the Seminoles ... was 17-of-19 passing against FSU in the second half, including completing 16-straight passes to start the second half ... rushed for a two-point conversion (untouched) with 2:34 left to give UVA a seven-point lead ... was 15-of-24 for 175 yards and one touchdown in the win over Old Dominion ... also rushed for 35 yards and another score against the Monarchs ... threw for 334 yards on 30-of-42 passing with two touchdowns at No. 10 Notre Dame ... threw for 244 yards and rushed for 27 more at Miami ... against Duke he became the first UVA quarterback since 1990 (Shawn Moore) to rush for three touchdowns in a game ... was 13-of-26 passing for 141 yards, while rushing for 62 more in win over the Blue Devils

... was 24-of-41 passing for 233 yards and a touchdown at Louisville ... also rushed for 22 more yards ... named ACC Quarterback of the Week after becoming only the fifth quarterback since 2000 to throw for 350+ yards, rush for 100+ yards, throw for 3+ touchdowns and rush for 2+ touchdowns in a game against a Power 5 school after his performance at North Carolina ... set a UVA single-game record for total offense with 490 yards against the Tar Heels with 378 passing yards (30-of-39), three passing touchdowns and rushing for 112 yards and two more scores ... the 112 rushing yards marks the fifth 100-yard rushing game of his career, setting a program record ... also named Davey O'Brien Award National QB of the Week for his efforts against UNC ... led UVA to victory against Georgia Tech after passing for 258 yards and rushing for 106 yards in the win ... it was the second week in a row and the fourth time (extends program record) in his career that he threw for 200+ yards and rushed for 100+ yards in a game ... also threw for one score and rushed for another against the Yellow Jackets ... was 18-of-30 passing for 199 yards and two scores in the win over Liberty ... also rushed 13 times for 30 yards and another score against the Flames ... named ACC Quarterback of the Week after leading UVA to a Commonwealth Cup victory over Virginia Tech ... threw for 311 yards and rushed for 164 more in the win over the Hokies ... rushed for two touchdowns and threw for one more against the Hokies ... his 67-yard touchdown rush was a career high against VT ... threw for 266 yards and two touchdowns in the ACC Championship game against Clemson ... also rushed for 58 yards against the Tigers ... his 324 yards of total offense was more than Clemson yielded to any team in the regular season. **2018** - One of two players in the nation with 2,600+ passing yards (2,680) and 900+ rushing yards (923), joining Heisman Trophy winner Kyler Murray (Oklahoma) ... finished No. 1 in the ACC and No. 13 in the nation with 206 points responsible for ... also was No. 3 in the ACC and No. 21 in the nation with 3,603 yards of total offense ... set the UVA single-season record for total offense with 3,603 yards ... set the UVA single-season record with 34 touchdowns responsible for ... tied the UVA single-season record for 100-yard rushing games by a quarterback with four ... his completion percentage of 64.5 percent ranks No. 3 all-time on UVA's single-season ledger ... his 25 passing touchdowns are tied with Kurt Benkert (2017) for No. 2 all-time on UVA's single-season list ... the 25 passing touchdowns also put him in a tie for No. 2 in the ACC ... started all 13 of UVA's games ... made his UVA debut against Richmond in the season-opening win ... was 13-of-24 passing for 185 yards and two touchdowns ... his passing yards are the 10th most by a Cavalier making his first career start ... rushed 13 times for 108 yards with two touchdowns against the Spiders ... became only the 13th UVA QB to rush for at least 100 yards and the first since 2009 ... his two rushing touchdowns against the Spiders was a first for a UVA by a quarterback since the 2009 season ... at Indiana he finished with 123 rushing yards, becoming the first Cavalier quarterback to rush for 100+ yards multiple times in the same season since Bill Dudley in 1941 ... he also became the first Cavalier to rush for 100+ yards in each of his first two career games ... he also threw two touchdown passes against the Hoosiers ... was 20-of-25 passing for 379 yards and three touchdowns against Ohio in Nashville ... at one point he completed 15 passes in a row, which ranks No. 2 all-time in UVA program history for a game ... was 17-of-26 for 197 yards passing and two touchdowns against Louisville in the ACC opener ... also rushed 14 for 78 yards and a touchdown against the Cardinals ... was 20-of-35 for 258 yards and two touchdowns at NC State ... also rushed for 24 yards against the Wolfpack ... rushed for 61 yards against No. 16 Miami ... also passed for 92 yards ... was 20-of-32 passing for 189 yards and one touchdown at Duke ... also rushed 15 times for 61 yards and two more scores against the Blue Devils ... became just the second UVA quarterback (Bob Davis vs. GT in 1965) to throw for over 200 yards and rush for over 100 yards in the same game when he finished with 217 passing yards and 112 rushing yards against North Carolina ... he passed for three touchdowns and rushed for another score against the Tar Heels ... was 17-of-24 passing for 205 yards and one touchdown against Pitt ... was 14-of-22 passing for 168 yards and two touchdowns against Liberty ... also rushed nine times for 89 yards and two touchdowns against the Flames ... was 21-of-26 passing for 217 yards and one touchdown at Georgia Tech ... also rushed 16 times for 73 yards and another score against the Yellow Jackets ... was 14-of-29 passing for 259 yards and three touchdowns at Virginia Tech ... also rushed

24 times for 112 yards against the Hokies ... was 22-of-31 passing for 208 yards and three touchdowns against South Carolina in the Belk Bowl.

PREVIOUS SCHOOL

Was a January (2018) enrollee who took part in spring practice ... played quarterback at Arizona Western Community College for head coach Tom Minnick in 2017 ... helped lead the Matadors to the 2017 NJCAA Championship game, falling 31-28 to East Mississippi ... was 114-of-180 passing (63.3 percent) for 1,311 yards and seven touchdowns ... also rushed 69 times for 353 yards (5.1 avg.) and four touchdowns ... transferred to the community college in Yuma, Ariz., from Arizona State ... did not appear in any games for the Sun Devils after redshirting 2015 and missing all of 2016 with an injury.

HIGH SCHOOL AND PERSONAL

Played quarterback at Chandler High School for head coach Shaun Aguano and led the Wolves to the state championship in 2014, their first since 1949 ... passed for 138 yards and a touchdown, and ran for 78 yards and two scores in the 2014 Division I state championship game ... set an Arizona state high school record for single-season completion percentage, finishing the 2014 campaign at 74.6 percent (188-of-252) ... passed for 3,001 yards, 46 touchdowns and only six interceptions in 2014 ... also rushed for 697 yards with five rushing touchdowns in 2014 ... finished his Chandler career completing 72.4 percent of his passes on 364-of-503 passing ... connected for 70 career passing touchdowns with only 13 total interceptions ... passed for 5,332 career yards and rushed for 1,609 career yards with 26 touchdowns ... was named the 2014 American Family Insurance All-USA Arizona Division I Player of the Year ... his father, Bruce, lettered at Arizona State in 1988 and 1989 as a fullback and later played briefly in the NFL ... his uncle, Don Perkins, played eight seasons as a running back with the Dallas Cowboys ... his brother, Paul, is currently a running back with the New York Giants ... brother, Paul, was a three-year letterwinner at UCLA and faced Virginia in 2014 and 2015, as well as Bronco Mendenhall's 2015 BYU team.

PERKINS' PASSING STATS

Year	G/GS	Comp.	Att.	Int.	Pct.	Yds	TD	LG	YPG
2018	13/13	225	349	9	.645	2680	25	86	206.2
2019	13/13	292	456	11	.640	3215	18	67	247.3
Career	26/26	517	805	20	.642	5895	43	86	226.7

PERKINS' RUSHING

Year	G/GS	No.	Yds.	Avg.	LP	TD	YPG
2018	13/13	212	923	4.4	47	9	71.0
2019	13/13	213	745	3.5	67	11	57.3
Career	26/26	425	1668	3.9	67	20	64.2

41 DARNELL PRATT



Wide Receiver • 6-3 • 190 • Sophomore
Ellicott City, Md. • Our Lady of Good Counsel

AT VIRGINIA

2019 - Has appeared in seven of UVA's 13 games ... made collegiate debut against Duke ... notched one tackle against Georgia Tech ... has seen most of his time on special teams. **2018** - Did not appear in any games. **2017** - Did not appear in any games.

HIGH SCHOOL AND PERSONAL

Played wide receiver at Our Lady of Good Counsel for head coach Bob Milloy ... was a four-year letterwinner ... three-time WCAC all-conference wide receiver selection ... caught 30 passes for 740 yards in 2014 and six touchdowns ... caught 28 catches for 540 yards and four touchdowns as a junior in 2015 ... caught 16 passes for 245 yards and two touchdowns in 2016 ... 2016 WCAC track & field MVP ... helped track

& field team capture a conference title ... broke the State of Maryland record in the 200-meter dash with a time of 20.94 ... in 2015 was named *Baltimore Sun's* Track and Field Athlete of the Year for winning the title in the 100-, 200- and 400-meter dash in the county, regional and state level ... a two-time New Balance National High School Outdoor All-American in the 200-meter dash in 2015 and 2016 ... won the 400-meter dash title in the WCAC Track and Field championship and broke the National Record at the New Balance High School National Championship in the freshmen 400-meter dash with a time of 48.47 in 2014 ... father, Darnell Pratt, Sr., played college football at North Carolina and Texas Tech ... rated a two-star recruit by ESPN.com, Rivals.com, 247Sports.com.

PRATT DEFENSIVELY

Year	G/GS	S	A	Tot.	TFL	QBS	FR	FC	PBU	Int	BIK
2019	7/0	2	1	3	0-0	0-0	0	0	0	0	0

76 JORDAN REDMOND

Nose Tackle • 6-0 • 290 • Sophomore
Kissimmee, Fla. • Osceola HS

JORDAN REDMOND'S CAREER HIGHS

Tackles: 4 vs. Louisville, Sept. 22, 2018

Tackles For Loss: 1.5 vs. Louisville, Sept. 22, 2018

Sacks: 0.5 vs. Louisville, Sept. 22, 2018

HONORS

2018 - ESPN.com Mid-Season Freshman All-American.

AT VIRGINIA

2019 - Has appeared in three of UVA's 13 games. **2018** - Appeared in eight of UVA's 13 games with five starts, including the Belk Bowl against South Carolina ... one of 13 UVA true freshmen to appear in 2018 ... one of eight UVA true freshmen to make collegiate debut in the season-opening win over Richmond ... started at nose tackle, becoming the first UVA true freshman to start a season opener on the defensive line since 2002 when DE Kwakou Robinson started against Colorado State ... he is only the fourth UVA freshman (true or redshirt) since 1986 to start a season opener on the defensive line ... started against Ohio in Nashville and made one tackle ... made four tackles, 1.5 tackles for loss and shared a sack with Jordan Mack in the ACC opener against Louisville ... made two stops against Pitt ... made one tackle against Liberty.

HIGH SCHOOL AND PERSONAL

Played defensive line at Osceola High School for head coach Doug Nichols ... helped Kowboys to a 10-1 record his senior season ... reached regional semifinals of Class 8A playoff ... made 41 tackles and 9.0 sacks in 2017 as a senior ... named to all-county team as a junior and senior ... ranks No. 18 on the Sentinel Central Florida's Super60 list ... made 46 stops and 7.5 sacks as a junior in 2016 ... son of Juwan Crockett and Howard Redmond ... heavyweight on high school wrestling squad ... a three-star recruit by ESPN.com, Rivals.com, Scout.com and 247sports.com.

REDMOND DEFENSIVELY

Year	G/GS	S	A	Tot.	TFL	QBS	FR	FC	PBU	Int	BIK
2018	8/5	5	5	10	2-3	0.5-1	0	0	0	0	0
2019	3/0	0	0	0	0-0	0-0	0	0	0	0	0
Career	11/5	5	5	10	2-3	0.5-1	0	0	0	0	0

2 JOE REED

Wide Receiver • 6-3 • 215 • Senior
Charlotte Court House, Va. • Randolph-Henry HS

JOE REED'S PLACE IN THE CAVALIER RECORD BOOK

Longest Kick Return (Sept. 6, 2019 vs. William & Mary, 100, T1st)

Longest Kick Return (Dec. 28, 2017 at Navy, 98, 6th)

Longest Kick Return (Oct. 19, 2019 vs. Duke, 95, 9th)

Longest Kick Return (Nov. 4, 2017 vs. Georgia Tech, 92, 11th)

Longest Kick Return in a Bowl Game (Dec. 28, 2017 at Navy, 98, 1st)

Career Kick Return Yards (2016-pres, 3010, 1st)

Career Kick Returns for a TD (2016-pres., 5, 1st)

Career All-Purpose Yards (2016-pres., 4581, 6th)

JOE REED'S CAREER HIGHS

Receptions: 9 at Notre Dame, Sept. 28, 2019

Receiving Yards: 119 at Virginia Tech, Nov. 23, 2018

Long Reception: 75, two times, last at Virginia Tech, Nov. 23, 2018

Receiving Touchdowns: 2, two times, last at VT, Nov. 23, 2018

Long Receiving Touchdown: 75, two times, last at VT, Nov. 23, 2018

Most Kick Return Yards: 193 vs. Liberty, Nov. 10, 2018

Longest Kick Return: 100 vs. William & Mary, Sept. 6, 2019

Longest Kick Return for a TD: 100 vs. William & Mary, Sept. 6, 2019

Most All-Purpose Yards: 213 vs. Liberty, Nov. 10, 2018

HONORS

2019 - Walter Camp All-America KR (1st) ... FWAA All-America KR (1st) ... CBS Sports All-America Kick Return (1st) ... Bleacher Report All-America Kick Return (1st) ... SI.com All-America Kick Return (2nd) ... USA Today All-America KR (2nd) ... Paul Hornung Award finalist ... All-ACC All-Purpose (1st) ... All-ACC Specialist (1st) ... Touchdown Club of Richmond's Specialist of the Year Paul Hornung Award Preseason Watch List ... preseason Athlon Sports All-America (4th) ... preseason Athlon Sports All-ACC (1st) ... Phil Steele preseason All-ACC (3rd). **2018** - All-ACC (3rd) ... Paul Hornung Award Watch List ... Athlon Sports second-team Preseason All-ACC at kick returner. **2017** - All-ACC honorable mention at kick return ... VaSID all-state second-team ... ACC Specialist of the Week (Nov. 6). **2016** - Athlon Sports first-team Freshman All-ACC at kick returner.

AT VIRGINIA

2019 - Has started 12 of UVA's 13 games ... missed the ACC Championship game against Clemson with an injury (hip pointer) ... at Pitt and had a career-high seven catches for 34 yards ... also returned two kicks for 48 yards ... named ACC Specialist of the Week after returning a kick 100 yards for a touchdown against William & Mary ... the return is tied for the longest in program history and is the fourth time a Cavalier returned a kick 100 yards ... he becomes the first Cavalier to return kicks for touchdowns in three separate seasons ... also caught four passes for 58 yards and a touchdown against the Tribe ... named a Paul Hornung Award Honor Roll recipient after catching eight passes for 83 yards and a touchdown in the win over Florida State ... also returned a kick for 35 yards and rushed the ball once for 22 yards in the victory over the Seminoles ... caught four passes for 40 yards and one touchdown in the win over Old Dominion ... also returned four kicks for 119 yards with a long of 57 yards ... made nine receptions for 107 receiving yards and a touchdown at No. 10 Notre Dame ... also returned two kicks against the Irish for 39 yards ... his six-yard receiving touchdown against the Irish put UVA up 7-0 on its opening drive of the game ... made five receptions for 33 yards at Miami ... returned three kickoffs for 112 yards against the Hurricanes with a long of 72 yards ... named a Paul Hornung Award Honor Roll recipient ... named a Paul Hornung Award Honor Roll recipient after returning two kicks for 138 yards, including one for a 95-yard score against Duke ... the

kick return for a touchdown against Duke was the fifth of his career, tying him for No. 9 all-time in FBS history ... also made five catches for 45 yards in the win over the Blue Devils ... recorded eight receptions for 48 yards at Louisville ... also returned three kicks for 94 yards ... made six receptions for 55 yards at North Carolina ... caught five passes for 27 yards and a touchdown in win over Georgia Tech ... caught four passes for 31 yards and a touchdown in the win over Liberty ... caught five passes for 66 yards in the Commonwealth Cup victory over Virginia Tech ... also surpassed 3,000 career kick return yards against the Hokies, becoming just the 10th player in FBS history to do so. **2018** - Appeared in all 13 of UVA's games with seven starts ... finished No. 2 in the ACC and No. 9 in the nation with a 27.2 yards per return average ... named to ACC Honor Roll ... in UVA's season-opening win over Richmond he rushed once for nine yards and caught two passes for 34 yards against the Spiders ... caught four passes for 28 yards against Ohio in Nashville ... caught two passes for 52 yards and a touchdown against Louisville in the ACC opener ... also returned two kicks for 35 yards against the Cardinals ... caught one pass for 14 yards at NC State and returned four kicks for 102 yards, including a long of 43 yards ... caught two passes for 32 yards against No. 16 Miami ... returned one kick against the Hurricanes for 31 yards ... caught two passes for 37 yards at Duke, including a 27-yard reception he caught falling out of bounds inside the 10-yard line ... also returned one kick for 37 yards ... caught two passes for 32 yards and one touchdown against North Carolina ... his 27-yard scoring reception in the first quarter gave UVA the lead for good ... returned three kicks for 73 yards against Pitt, passing Darius Jennings (1,839) to set the UVA career record for kick return yardage ... also caught one pass against the Panthers ... named ACC Specialist of the Week after returning four kicks for 193 yards and a touchdown against Liberty ... he also caught two passes for 20 yards and two touchdowns against the Flames ... his 90-yard kick return for a touchdown against Liberty set two UVA career records, one for most 90+ kick returns in a career (3) and another for most kick return touchdowns in a career (3) ... caught two passes for 78 yards and a touchdown at Georgia Tech ... also returned five kicks for 122 yards to finish with 200 all-purpose yards ... caught four passes for 119 yards and two touchdowns at Virginia Tech ... caught one pass for 10 yards against South Carolina in the Belk Bowl. **2017** - Appeared in 12 of UVA's 13 games with eight starts ... No. 1 in the ACC and No. 8 in the nation with 29.7 yards per kick return ... set the UVA single-season record with two kick returns for touchdowns ... his two kick returns for a touchdown ranked No. 1 in the ACC and No. 5 in the nation ... missed the Boise State game with an injury ... named to ACC Honor Roll ... caught four passes for 31 yards in the season-opening game against William & Mary ... returned three kicks for 91 yards against the Tribe ... made three catches and recorded his first collegiate touchdown against Indiana ... caught two passes for 16 yards against UConn ... caught two passes for two yards against Duke ... also returned three kicks for 81 yards against the Blue Devils ... caught three passes for 26 yards in road win at North Carolina ... rushed twice for nine yards and his first career rushing touchdown against Boston College ... also caught one pass for 17 yards and returned one kick for 42 yards against the Eagles ... made one catch at Pitt, while rushing four times for 14 yards ... also returned four kicks for 130 yards against the Panthers with a long of 69 yards ... accumulated 208 all-purpose yards against Georgia Tech, including 170 in kick return yardage ... returned the eighth-longest kick return in UVA history with his 92-yard kick return for a touchdown against the Yellow Jackets ... returned seven kicks for 152 yards at Louisville ... caught two passes for 81 yards and a touchdown at No. 2 Miami ... touchdown catch was 75 yards, the longest reception against the Hurricanes in 2017 ... also carried the ball five times for 27 yards at Miami ... had one catch for 23 yards against Virginia Tech ... set a UVA bowl record when he opened the Military Bowl with a 98-yard kick return for a touchdown ... the 98-yard return was the fifth longest in program history ... caught two passes for 12 yards and rushed twice for 11 yards against the Midshipmen. **2016** - Appeared in all 12 of UVA's games ... one of nine UVA true freshmen to see time ... one of six UVA true freshmen to start at least one game ... No. 25 in the nation and No. 3 in the ACC with a 25.1 kick return average ... his 25.1 yards per kick return average was No. 5 among the nation's freshmen and No.

3 among the nation's true freshmen ... his 25.1 yards per kick return average is the second-highest by a Cavalier in 10 seasons (Darius Jennings, 2014, 27.1) ... named to ACC Honor Roll ... made collegiate debut on kick return against Richmond in the season opener ... caught first career pass for 18 yards against Central Michigan ... returned three kickoffs for 88 yards against CMU ... returned four kicks at Duke for 94 yards ... caught one pass for 25 yards against Pitt ... also returned four kicks for 94 yards against the Panthers ... returned two kicks for 79 yards against then-No. 22 North Carolina ... had one return of 50 yards against the Tar Heels and was tripped up just as he was breaking one final tackle before taking the ball to the house ... caught one pass for six yards against then-No. 5 Louisville ... also returned five kicks for 100 yards against the Cardinals ... returned one kick for 20 yards at Wake Forest ... returned four kicks for 117 yards against Miami ... had a game-long 44-yard return against the Hurricanes ... returned three kicks for 58 yards at Georgia Tech ... made first collegiate start at wide receiver at Virginia Tech ... caught one pass for 28 yards against the Hokies and returned one kick for 28 yards.

HIGH SCHOOL AND PERSONAL

Played wide receiver, running back and safety at Randolph-Henry High School for head coach Mark McPherson ... rated a three-star recruit according to ESPN.com, Rivals.com, Scout.com and 247sports.com ... played in the VHSCA All-Star game for the West team, returning kicks of 50 and 80 yards in a 30-18 win ... rushed for 2,100 yards and 38 touchdowns as a senior ... had 15 receiving touchdowns as a junior ... caught 33 passes for 900 yards and 21 scores as sophomore ... rushed for 900 yards and 18 touchdowns as a freshman ... also played baseball at Randolph-Henry ... son of Carlton and Tonya Reed.

REED RECEIVING

Year	G/GS	No.	Yds.	Avg.	LP	TD	YPG
2016	12/1	4	77	19.3	28	0	6.4
2017	12/8	23	244	10.6	75	1	20.3
2018	13/7	25	465	18.6	75	7	35.8
2019	12/12	70	627	9.0	43	6	52.3
Career	49/28	122	1413	11.6	75	15	28.8

REED RUSHING

Year	G/GS	No.	Yds.	Avg.	LP	TD	YPG
2016	12/1	2	3	1.5	3	0	0.3
2017	12/8	21	112	5.3	29	1	9.3
2018	12/6	3	15	5.0	9	0	1.3
2019	12/12	6	28	4.7	22	0	2.3
Career	49/28	32	158	4.9	29	1	3.2

REED KICK RETURNS

Year	G	No.	Yds.	Avg.	LP	TD
2016	12	27	678	25.1	50	0
2017	12	29	861	29.7	98	2
2018	13	26	707	27.2	90	1
2019	12	22	764	34.7	100	2
Career	49	104	3010	28.9	100	5

79 DILLON REINKENSMeyer



Offensive Guard • 6-6 • 300 • Junior
Highlands Ranch, Colo. • Valor Christian HS

HONORS

2018 - All-ACC Academic ... VaSID all-state (1st). **2017** - All-ACC Academic.

AT VIRGINIA

2019 - Started all 12 of UVA's 13 games ... of his 12 starts, 11 came at right tackle and one came at right guard ... started the ACC Championship game at right guard ... helped block for quarterback Bryce Perkins, one of two quarterbacks in the nation with 3,000+ passing yards and 700+ rushing yards ... blocked for Perkins as he broke the UVA single-season passing record and single-season total offense record. **2018** - Started all 13 games ... started the first 12 games at center ... started the Belk Bowl at right guard ... rated as the second-highest center in the ACC by PFF ... is rated at 85 percent by PFF as a run blocker ... is rated over 90 percent by PFF as a pass blocker ... owns 50 knock-down blocks ... one of two players in the nation with 2,600+ passing yards (2,680) and 900+ rushing yards (923), joining Oklahoma's Kyler Murray ... Perkins finished the season No. 1 in the ACC and No. 13 in the nation with 206 points responsible for ... Perkins was also No. 3 in the ACC and No. 21 in the nation with 3,603 yards of total offense ... named to ACC Honor Roll. **2017** - Appeared in all 13 of UVA's games with 11 starts ... started two games at left tackle and nine at center ... made collegiate debut against William & Mary at left tackle ... was the first freshman, true or redshirt, to start a season-opening game on the offensive line for UVA since R-Fr. Will Barker started at RT in 2006 vs. Pitt. ... was the first freshman, redshirt or true, to start a season-opening game at LT since D'Brickashaw Ferguson (true freshman) in 2002 vs. Colorado State ... posted 25 knockdown blocks on the year, including a season-best five against William & Mary in the opener ... helped block for Kurt Benkert, who became the first Cavalier in program history to throw for over 3,000 yards in a single season ... named to ACC Honor Roll. **2016** - Did not appear in any games ... dressed for the Miami, Georgia Tech and Virginia Tech games ... named to ACC Honor Roll.

HIGH SCHOOL AND PERSONAL

Played offensive tackle and defensive line at Valor Christian High School for head coach Rod Sherman ... rated a three-star recruit according to ESPN.com, Scout.com and 247sports.com ... rated a two-star recruit according to Rivals.com ... a first-team all-state honoree ... a first-team All-Centennial League performer on the offensive line ... helped Valor Christian to a 12-2 record and the 2015 Class 5A state championship ... won three state titles during his four years with the Eagles.

66 JAIRUS (JYE-RUSS) SATIU (SAH-TEEYOU)



Outside Linebacker • 6-2 • 200 • Freshman
Lehi, Utah • Skyridge HS/Fork Union Military

AT VIRGINIA

2019 - Has appeared in 12 of UVA's 13 games ... made collegiate debut against William & Mary on special teams ... has seen all his time on special teams ... one of 17 UVA true freshmen to see time.

HIGH SCHOOL AND PERSONAL

Played linebacker at Fork Union Military Academy for post graduate head coach John Shuman ... helped Fork Union Military Academy's post graduate team to its first undefeated season in 2018, finishing 9-0 ... a 2018 graduate of Skyridge High School where he was a wide receiver and linebacker for head coach John Lehman ... as a senior in 2017 he caught 34 passes for 631 yards and eight touchdowns ... made eight tackles on defense, including returning a fumble 25 yards ... son of Rosie and Garth Satiu ... uncle, Mel Purcell, played defensive line for the Cleveland Browns ... a three-star recruit by ESPN.com, Rivals.com and 247sports.com.

31 CHRIS SHARP



Tailback • 6-2 • 200 • Senior
Princeton, N.J. • The Hun School

AT VIRGINIA

2019 - Has appeared in 12 of UVA's 13 games ... in the season-opening win at Pitt he finished the game with two catches for eight yards and one touchdown ... caught two passes for 13 yards against William & Mary. **2018** - Appeared in all 13 of UVA's games ... caught first career touchdown pass for 20 yards at Indiana ... scored a touchdown on a three-yard pass against Louisville in the ACC opener ... made one catch against No. 16 Miami ... rushed once for eight yards at Duke ... caught one pass against Pitt ... caught one pass for 10 yards against South Carolina in the Belk Bowl. **2017** - Appeared in all 13 of UVA's games ... recorded first collegiate rush against William & Mary ... also rushed once against Indiana ... rushed once for five yards against Duke ... rushed three times for eight yards at North Carolina ... rushed once for eight yards at Pitt ... rushed once for two yards against Georgia Tech ... rushed twice for 16 yards and his first collegiate touchdown at Louisville. **2016** - Appeared in all 12 of UVA's games ... saw most of his time on special teams ... saw limited time at safety ... made collegiate debut against Richmond ... returned four kicks for 73 yards against the Spiders ... made two tackles against Pitt ... made one tackle against then-No. 22 North Carolina. **2015** - Did not appear in any games ... red-shirted season ... named the offensive scout team player of the week by the UVA coaches for the Notre Dame game ... named the defensive scout team player of the week by the UVA coaches for the Georgia Tech game ... named the special teams scout player of the week by the UVA coaches for the William & Mary game.

HIGH SCHOOL AND PERSONAL

Played linebacker and running back at The Hun School for head coach Todd Smith ... rated a three-star recruit by ESPN.com, 247Sports and Scout.com ... a two-star recruit by Rivals ... a four-year varsity letterwinner and team MVP in 2013 and 2014 ... senior captain ... 2014 Maxwell Award winner ... 2014 MAPL Conference Offensive Player of the Year ...

NJ Prep first-team all-state ... first-team all-area ... 2014 Scholar Athlete Award ... 2014 All-Mid-Atlantic Prep League ... led the conference with 1,085 rushing yards on 81 carries and 19 rushing touchdowns ... averaged 13.4 yards per carry ... recorded 281 yards receiving with four touchdowns ... as a junior was first-team All-MAPL, all-prep and All-Princeton Packet ... on honor roll in 2013 and 2014 ... a 2014 Red Shield Society Leader ... son of Garry and Terri Sharp ... has an older brother, Gary, and an older sister, Tyler ... brother, Gary, played football at Johns Hopkins from 2010-12 ... volunteers through the Sigma Beta Club for the Feed the Homeless program ... also helps provide supplies to the Teen Mothers program in Burlington County, N.J. ... enjoys reading Japanese Manga/Anime and playing the piano.

SHARP RUSHING

Year	G/GS	No.	Yds.	Avg.	LP	TD	YPG
2016	12/0	0	0	0.0	0	0	0.0
2017	13/0	11	40	3.6	9	1	3.1
2018	13/0	2	8	4.0	8	0	0.7
2019	12/0	0	0	0.0	0	0	0.0
Career	50/0	13	48	3.7	9	1	1.0

SHARP DEFENSIVELY

Year	G/GS	S	A	Tot.	TFL	QBS	FR	FC	PBU	Int	BIK
2016	12/0	1	2	3	0-0	0-0	0	0	0	0	0
2017	13/0	0	3	3	0-0	0-0	0	1	0	0	0
2018	13/0	0	0	0	0-0	0-0	0	0	0	0	0
2019	12/0	0	0	0	0-0	0-0	0	0	0	0	0
Career	50/0	1	5	6	0-0	0-0	0	1	0	0	0

SHARP RECEIVING

Year	G/GS	No.	Yds.	Avg.	LP	TD	YPG
2016	12/0	0	0	0.0	0	0	0.0
2017	13/0	1	0	0.0	0	0	0.0
2018	13/0	5	34	6.8	20	2	2.6
2019	12/0	4	21	5.3	9	1	1.8
Career	50/0	10	55	5.5	29	3	1.1

95 BEN SMILEY III



Defensive End • 6-4 • 260 • Freshman
Chesapeake, Va. • Indian River HS

AT VIRGINIA

2019 - Has appeared in two of UVA's 13 games ... made collegiate debut against William & Mary ... made two tackles in win against Duke.

HIGH SCHOOL AND PERSONAL

Ben Smiley III played defensive line and offensive line at Indian River High School for head coach Glenwood Ferebee ... helped Indian River to a 12-1 record and a regional finals appearance in 2018 ... named a first-team all-region honoree in 2018 ... as a junior in 2017 he was first-team All-Tidewater after leading the Braves with 69 tackles, including 16.5 tackles for loss and 11 sacks ... earned second-team VHSL all-state honors in 2017 ... was also first-team All-Southeastern District and Class 5 Region A ... a three-star recruit by ESPN.com, Rivals.com and 247sports.com.

SMILEY DEFENSIVELY

Year	G/GS	S	A	Tot.	TFL	QBS	FR	FC	PBU	Int	BIK
2019	2/0	1	2	3	0-0	0-0	0	0	0	0	0

23 HESKIN SMITH



Cornerback • 5-11 • 180 • Sophomore
Brunswick, Ga. • Brunswick HS

AT VIRGINIA

2019 - Has appeared in nine of UVA's 13 games with three starts ... made one stop against William & Mary ... made a stop against Georgia Tech ... made first collegiate start against Liberty and led UVA with eight tackles ... also broke up two passes against the Flames ... shared the team lead with eight tackles in the Commonwealth Cup win over Virginia Tech ... made 10 stops and 0.5 a tackle for a loss in the ACC Championship game against Clemson. **2018** - Appeared in eight of UVA's 13 games ... saw all his time on special teams ... made collegiate debut against Louisville ... made a special teams tackle at Virginia Tech. **2017** - Did not appear in any games ... switched from wide receiver to defensive back during 2018 spring practice.

HIGH SCHOOL AND PERSONAL

Played wide receiver at Brunswick High School for head coach Larry Harold ... caught 44 passes for 399 yards and two touchdowns ... rushed 29 times for 149 yards and three touchdowns ... also returned one kick for a score ... played quarterback as a junior and earned first-team 3AAAAA all-region honors with 998 total yards and 10 touchdowns ... a four-star recruit by ESPN.com ... a three-star recruit by Rivals.com, 247Sports and Scout.com.

SMITH DEFENSIVELY

Year	G/GS	S	A	Tot.	TFL	QBS	FR	FC	PBU	Int	BIK
2018	8/0	0	1	1	0-0	0-0	0	0	0	0	0
2019	8/3	20	8	28	0.5-3	0-0	0	0	2	0	0
Career	16/3	20	9	29	0.5-3	0-0	0	0	2	0	0

11 CHARLES SNOWDEN



Outside Linebacker • 6-7 • 235 • Junior
Silver Spring, Md. • St. Albans School

CHARLES SNOWDEN'S CAREER HIGHS

Tackles: 15 vs. Old Dominion, Sept. 21, 2019

Tackles for Loss: 3.5 vs. Old Dominion, Sept. 21, 2019

Sacks: 2.0, vs. Old Dominion, Sept. 21, 2019

Forced Fumble: 1, two times, last at Virginia Tech, Nov. 23, 2018

Punt Blocked: 1 at Miami, Nov. 18, 2017

Field Goal Blocked: 1 at Indiana, Sept. 8, 2018

Interception: 1, two times, last at Virginia Tech, Nov. 23, 2018

HONORS

2019 - All-ACC (HM) ... Butkus Award Preseason Watch List ... preseason second-team Athlon Sports All-ACC ... preseason first-team Phil Steele All-ACC.

AT VIRGINIA

2019 - Has started all 13 of UVA's games ... in UVA's opener at Pitt he finished with five tackles and 1.5 tackles for loss ... made four tackles and 1.0 sack against William & Mary ... made four tackles and broke up two passes in the win against Florida State ... named the Walter Camp National Defensive Player of the Week and the ACC Linebacker of the Week after leading all players with 15 tackles, 3.5 tackles and 2.0 sacks in the win over Old Dominion ... made three stops at No. 10 Notre Dame ... made four stops and 1.5 tackles for loss at Miami ... notched four tackles, 0.5 tackles for a loss and recovered one fumble in win over Duke ... recorded five tackles and 1.0 tackles for loss at Louisville ... led UVA with eight

tackles at North Carolina ... notched six tackles against Georgia Tech ... made one stop and broke up a pass in the win over Liberty ... notched four tackles and 1.0 sack in the Commonwealth Cup over Virginia Tech ... notched four stops in the ACC Championship game against Clemson. **2018** - Started all 13 of UVA's games ... led the nation's linebackers with nine pass breakups and 11 passes defended ... made first collegiate start against Richmond in the season-opening win ... made four tackles, 0.5 tackles for loss, broke up one pass and recorded one QB hurry against the Spiders ... made three tackles, one for a loss, and blocked a field goal at Indiana ... made two tackles against Ohio in Nashville ... named ACC Linebacker of the Week after making eight tackles, 1.5 tackles for loss, 1.0 sack, intercepting a pass and breaking up two more against Louisville in the ACC opener ... also recorded a quarterback hurry against the Cardinals ... led UVA with 11 tackles at NC State ... made nine tackles and 0.5 tackles for a loss against No. 16 Miami ... also added one quarterback hurry against the Hurricanes ... made seven tackles and 2.5 tackles for loss at Duke ... added a 0.5 sack against the Blue Devils, while recording two quarterback hurries ... made three tackles and broke up two passes against North Carolina ... made six tackles, 1.5 tackles for loss, 1.0 sack and broke up one pass against Pitt ... made three tackles against Liberty ... made two tackles at Georgia Tech ... made five tackles, broke up two passes, intercepted a pass and caused a fumble at Virginia Tech ... broke up a pass against South Carolina in the Belk Bowl. **2017** - Appeared in 10 of UVA's 13 games ... one of 17 UVA true freshmen to play ... made collegiate debut on defense at Boise State ... shared a sack with Elliott Brown for his first career tackle ... recorded a clutch sack in the Duke game on the Blue Devils' second to last offensive play ... Duke was facing a 3rd and 6 in the closing minutes and he sacked Daniel Jones for a loss of 10, setting up a 4th and 16 ... appeared in four defensive plays during the Duke game, including the final two defensive plays of the game ... shared a tackle for loss with Elliott Brown in road win at North Carolina ... made two tackles against Boston College ... made two stops against Georgia Tech ... made three tackles and forced a fumble at Louisville ... blocked a punt at No. 2 Miami ... made two tackles against Navy in the Military Bowl.

HIGH SCHOOL AND PERSONAL

Played linebacker and wide receiver at St. Albans School for head coach Gary Schnell ... named first-team All-IAC ... first-team All-DCIAA ... first-team *USA Today* Washington, D.C. ... recorded 35 tackles and 5.5 sacks as a senior in 2016 ... also forced two fumbles and recovered two fumbles ... plays basketball at St. Alban's for head coach O.J. Johnson, a former UVA wide receiver and tight end ... started high school career at Blake High School ... rated a three-star recruit by ESPN.com, Rivals.com, 247Sports.com and Scout.com.

SNOWDEN DEFENSIVELY

Year	G/GS	S	A	Tot.	TFL	QBS	FR	FC	PBU	Int	BIK
2017	10/0	6	7	13	2-13	1.5-11	0	1	0	0	1
2018	13/13	24	37	61	7.5-27	2.5-17	1	1	9	2	1
2019	13/13	33	34	67	10-47	4-26	1	0	4	0	0
Career	36/26	63	78	141	19.5-87	8-54	2	2	13	2	2

22 ROBERT SNYDER



Inside Linebacker • 6-2 • 240 • Junior
Lawrenceville, Ga. • Collins Hill HS

ROBERT SNYDER'S CAREER HIGHS

Tackles: 11, two times, last at Georgia Tech, Nov. 17, 2018

Tackles for Loss: 1.0 vs. Liberty, Nov. 10, 2018

Sacks: 1.0 vs. Liberty, Nov. 10, 2018

AT VIRGINIA

2019 - Appeared in the first four games before suffering a season-ending injury ... in the season opener at Pitt he finished with three tackles ... made one tackle and 0.5 tackles for loss against William & Mary ... made two tackles in the win over Florida State ... made seven tackles in the

win over Old Dominion. **2018** - Appeared in 12 of UVA's 13 games with seven starts ... made collegiate debut in UVA's season-opening win over Richmond ... made first collegiate start at NC State and recorded seven tackles ... made five tackles against No. 16 Miami ... made five tackles at Duke ... made six tackles and 0.5 tackles for loss against North Carolina ... made 11 stops and first career sack against Liberty ... notched 11 tackles at Georgia Tech ... made three stops at Virginia Tech ... notched five tackles against South Carolina in the Belk Bowl. **2017** - Missed entire season with an upper extremity injury. **2016** - Did not appear in any games.

HIGH SCHOOL AND PERSONAL

Played linebacker, tight end and punter at Collins Hill High School for head coach Kevin Reach ... rated a three-star recruit according to ESPN.com, Rivals.com, Scout.com and 247sports.com ... a three-year varsity starter ... a 2015 first-team all-state honoree after recording 154 tackles, 91 of which were solo stops ... the 154 tackles are a school record for a season ... recorded 14 tackles for loss ... first-team all-state academic team ... named the Gwinnett County Touchdown Club linebacker of the year ... Gwinnett County first-team all-star ... first-team Touchdown Club of Atlanta All-Metro ... first-team all-state Georgia Athletics Coaches Association ... second-team all-state Georgia Sports Writers ... selected to the North-South All-Star game ... selected to the Metro All-State Game ... punting average was 36.5 yards per punt as a senior ... as a junior named first-team all-region at linebacker ... first-team all-county as a punter ... second-team all-county as a tight end ... was a two-year starter on the lacrosse team as a freshman and sophomore ... honor graduate and scholar athlete ... son of Pete and Margaret Snyder ... has an older brother, Chris ... uncle Dan Snyder played football for the US Naval Academy (Class of 1986) ... enjoys fishing sports and video games.

SNYDER DEFENSIVELY

Year	G/GS	S	A	Tot.	TFL	QBS	FR	FC	PBU	Int	BIK
2018	12/7	21	32	53	1.5-6	1.0-5	0	0	0	0	0
2019	4/0	3	10	13	0.5-1	0-0	0	0	0	0	0
Career	16/7	24	42	66	2.0-7	1.0-5	0	0	0	0	0

36 LINDELL STONE



Quarterback • 6-0 • 230 • Junior
Dallas, Texas • Woodberry Forest (Va.)

AT VIRGINIA

2019 - Has appeared in two of UVA's 13 games ... made season debut in win over Old Dominion ... completed one pass for 12 yards in win over Duke. **2018** - Did not appear in any games. **2017** - Appeared in one of UVA's 13 games ... one of 17 UVA true freshmen to play ... made collegiate debut against Boston College ... was 2-of-9 passing for 26 yards against the Eagles.

HIGH SCHOOL AND PERSONAL

Played quarterback at Woodberry Forest for head coach Clint Alexander ... finished career breaking VISAA record for career passing yards and passing touchdowns ... broke every Prep League and Woodberry Forest passing record for a career and a season ... led the Commonwealth of Virginia in passing yards and passing touchdowns as a junior and senior ... played for Team USA's U19 team in the inaugural North American Championship against Canada on Jan. 28, 2017 in Orlando, Fla. ... completed 215-of-330 passes for 3,380 yards and 38 touchdowns as a senior in 2016 ... averaged 338 passing yards per game in 2016 ... completed over 65 percent of his passes ... helped the Tigers to a 9-1 record and a fourth-straight Prep League championship ... named VISAA Division I offensive player of the year ... first-team all-state and All-Prep League selection ... *USA Today* 2016 American

Family Insurance All-USA Virginia Offensive Player of the Year ... threw for 3,494 passing yards and 39 touchdowns as a junior in 2015 ... also plays lacrosse at Woodberry Forest ... rated a three-star recruit by ESPN.com, Rivals.com, 247Sports.com and Scout.com.

STONE'S PASSING STATS

Year	G/GS	Comp.	Att.	Int.	Pct.	Yds	TD	LG	YPG
2017	1/0	2	9	2	.222	26	0	15	26.0
2019	2/0	1	2	1	.500	12	0	12	6.0
Career	3/0	3	11	3	.270	38	0	15	12.7

72 RYAN SWOBODA (SWO-BO-DUH)

Offensive Tackle • 6-10 • 290 • Sophomore
Windermere, Fla. • Windermere Prep

**AT VIRGINIA**

2019 - Has appeared in nine of UVA's 13 games ... has started one game at left tackle and two games at right tackle ... helped block for quarterback Bryce Perkins, one of two quarterbacks in the nation with 3,000+ passing yards and 700+ rushing yards ... blocked for Perkins as he broke the UVA single-season passing record and single-season total offense record. **2018** - Appeared in all 13 of UVA's games with one start ... started the Ohio game at tight end ... made collegiate debut in the season-opening win over Richmond ... has seen time at the tackle positions and on special team ... has helped block for Bryce Perkins, who was one of two players in the nation with 2,600+ passing yards (2,680) and 900+ rushing yards (923), joining Oklahoma's Kyler Murray ... Perkins finished the season No. 1 in the ACC and No. 13 in the nation with 206 points responsible for ... Perkins was also No. 3 in the ACC and No. 21 in the nation with 3,603 yards of total offense. **2017** - Did not appear in any games.

HIGH SCHOOL AND PERSONAL

Played offensive line at Windermere Prep for head coach Jacob Doss ... helped Windermere to a 10-1 record in 2016 and a semifinal appearance in the FHSAA Sunshine State tournament ... first-team All-SSAC honoree from the *Orlando Sentinel* ... two-time Florida Athletic Coaches Association first-team All-District 11 1A-4A honoree ... member of Windermere's 2014 11-0 FHSAA Sunshine State championship ... helped block for a running back that rushed for 1,359 yards and 19 touchdowns in 2016 ... played in the 2016 Central Florida All-Star game ... plays basketball at Windermere and won a state championship ... born in Portland, Oregon ... rated a three-star recruit by ESPN.com, Rivals.com, 247Sports.com and Scout.com.

21 WAYNE TAULAPAPA (TOWEL-LA-PAPA)


Running Back • 5-9 • 210 • Sophomore
Laie, Hawaii • Punahou HS

WAYNE TAULAPAPA'S CAREER HIGHS

Rushes: 18 vs. Florida State, Sept. 14, 2019
Rushing Yards: 77 vs. Duke, Oct. 14, 2019
Long Rush: 31 vs. Duke, Oct. 14, 2019
Receptions: 2 vs. Georgia Tech, Nov. 9, 2019
Receiving Yards: 10 vs. Clemson, Dec. 7, 2019
Long Reception: 10 vs. Clemson, Dec. 7, 2019
Rushing Touchdown: 3 vs. Florida State, Sept. 14, 2019

AT VIRGINIA

2019 - Has appeared in 11 of UVA's 13 games with 10 starts ... his 12 rushing touchdowns are the most by a Cavalier since Keith Payne's 14 in 2010 ... started first career game at Pitt in the season opener ... rushed 10 times for 66 yards and first career touchdown against the Panthers ... also caught a pass for five yards ... missed William & Mary game with an injury ... rushed 18 times for 53 yards and three touchdowns in the win over Florida State ... his back-to-back touchdowns at 6:02 and 2:34 in the fourth quarter helped erase a seven-point deficit against the Seminoles ... rushed 11 times for 33 yards and a touchdown in UVA's win over Old Dominion ... rushed for 31 yards at No. 10 Notre Dame ... rushed eight times for 27 yards at Miami ... rushed 14 times for 77 yards and two touchdowns in win over Duke ... rushed 11 times for 54 yards and two scores at Louisville ... rushed for 37 yards and two touchdowns in win over Georgia Tech ... rushed six times for 17 yards and a touchdown in the Commonwealth Cup win over Virginia Tech ... rushed eight times for 43 yards in the ACC Championship game against Clemson ... also caught a pass for 10 yards against the Tigers. **2018** - Appeared in seven of UVA's 13 games ... one of 13 UVA true freshmen to appear in 2018 ... made collegiate debut against Miami ... saw time on special teams ... made a special teams tackle against Pitt.

HIGH SCHOOL AND PERSONAL

Played running back at Punahou High School for head coach Kale Ane ... rated a three-star recruit according to ESPN.com and Scout.com ... rated a two-star recruit according to Rivals.com and 247Sports.com ... concluded career with 3,279 rushing yards and 52 touchdowns as a three-year starter for the Buffanblu ... a first-team Honolulu Star-Advertiser all-state honoree after rushing 180 times for 1,107 rushing yards (6.2 yards per carry) and 18 touchdowns ... as a junior rushed 130 times for 1,171 yards and 20 touchdowns in eight games ... also caught 15 passes for 114 yards in 2014 ... in 2014 he was the 2014 State Championship Impact Player of the Game and a member of the Honolulu Star-Advertiser, KHON Cover 2 and ScoringLive.com first-team all-state ... member of Punahou's 2013 state title team and 2014 runner-up squad ... last name is pronounced Towel-LA-Papa ... served a two-year LDS mission to Managua, Nicaragua.

TAULAPAPA'S RUSHING

Year	G/GS	No.	Yds.	Avg.	LP	TD	YPG
2018	8/0	0	0	0.0	0	0	0.0
2019	11/10	111	459	4.1	31	12	41.7
Career 19/10		111	459	4.1	31	12	24.2

TAULAPAPA'S RECEIVING

Year	G/GS	No.	Yds.	Avg.	LP	TD	YPG
2018	8/0	0	0	0.0	0	0	0.0
2019	11/10	5	23	4.6	10	0	2.1
Career 19/10		5	23	4.6	10	0	1.2

14 NOAH
TAYLOR

Outside Linebacker • 6-5 • 215 • Sophomore
Silver Spring, Md. • Avalon School

NOAH TAYLOR'S CAREER HIGHS

Tackles: 7 at North Carolina, Nov. 2, 2019

Tackles for Loss: 2.5 at Miami, Oct. 11, 2019

Sacks: 1.0 six times, last vs. Virginia Tech, Nov. 29, 2019

Interceptions: 2 vs. Virginia Tech, Nov. 29, 2019

AT VIRGINIA

2019 - Has appeared in all 13 of UVA's games with nine starts ... in the season opener at Pitt he made one tackle and blocked a punt ... made first career start against William & Mary, finishing with four tackles and one sack ... made five tackles and 1.0 sacks in the win over Florida State ... made three tackles and 1.0 sacks in the win over Old Dominion ... made four tackles and notched 1.0 sack at No. 10 Notre Dame ... made six tackles, 2.5 tackles for loss and 1.0 sack at Miami ... made five tackles, 1.0 tackles for loss and forced a fumble ... made four tackles and 1.0 tackles for a loss at Louisville ... made seven tackles and shared a sack with Eli Hanback in the win at North Carolina ... made one tackle for loss in win over Georgia Tech ... made five tackles in the win over Liberty ... was named ACC Linebacker of the Week after he led UVA's defense with six tackles, 1.0 sack and two interceptions of Virginia Tech's Hendon Hooker, who entered the game with zero interceptions in his career, as UVA reclaimed the Commonwealth Cup ... recorded a 0.5 sack along with Chris Moore in the ACC Championship game against Clemson. **2018** - Appeared in nine of UVA's 13 games ... one of 13 UVA true freshmen to appear in 2018 ... one of eight true UVA freshmen to make collegiate debut against Richmond in the season opener ... saw most of his time on special teams and occasionally saw time on defense, including against South Carolina in the Belk Bowl ... named to ACC Honor Roll.

HIGH SCHOOL AND PERSONAL

A January enrollee who took part in 2018 spring practice ... a four-year starter at Avalon School ... played linebacker and receiver at Avalon School for head coach Tyree Spinner, a former Cavalier ... Black Knights posted a 4-9 record his senior season ... school has approximately 100 students in high school grades ... born in Bronx, N.Y. ... son of Angelique Mitchell ... of a three-star recruit by ESPN.com, Rivals.com, Scout.com and 247sports.com.

TAYLOR DEFENSIVELY

Year	G/GS	S	A	Tot.	TFL	QBS	FR	FC	PBU	Int	BIK
2018	9/0	0	0	0	0-0	0-0	0	0	0	0	0
2019	13/9	32	20	52	11.5-61	7.0-49	0	1	2	2	1
Career	22/9	32	20	52	11.5-61	7.0-49	0	1	2	2	1

64 BEN
TRENT

Offensive Guard • 6-7 • 305 • Junior
Forest, Va. • Jefferson Forest HS

AT VIRGINIA

2019 - Has appeared in four of UVA's 13 games, seeing most of his time on special teams ... authored profile stories on teammates for the UVA Gameday program. **2018** - Appeared in nine of UVA's 13 games on special teams ... made collegiate debut at NC State ... named to ACC Honor Roll. **2017** - Did not appear in any games ... named to ACC Honor Roll. **2016** - Did not appear in any games ... named to ACC Honor Roll.

HIGH SCHOOL AND PERSONAL

An offensive and defensive lineman at Jefferson Forest High School for head coach Bob Christmas ... made 28 pancake blocks as a senior ... was named Lineman of the Week six times ... earned second-team all-district and second-team all-conference honors ... was a first-team all-area honoree as a offensive lineman and a defensive lineman ... also attended Rustburg High School ... played basketball at Jefferson Forest and Rustburg High School ... played soccer at Rustburg ... earned the 2015 Jefferson Forest High School Academic Achievement Award ... earned the 2016 AP Scholar Award ... son of Richard Trent ... father played football at Liberty ... has two brothers, Luke and Levi, and one sister, Summer.

25 JOSEPH
WHITE

Defensive Back • 6-1 • 175 • Freshman
Virginia Beach, Va. • Landstown HS

AT VIRGINIA

2019 - Has appeared in nine of UVA's 13 games ... made two tackles in the win over Liberty ... has seen most of his time on special teams. **2018** - Appeared in three of UVA's 13 games ... made collegiate debut against Pitt ... saw all his time on special teams ... retained redshirt under new NCAA rules ... named to ACC Honor Roll.

HIGH SCHOOL AND PERSONAL

Played wide receiver and defensive back at Landstown High School for head coach Tommy Reamon, who coached former UVA quarterback Aaron Brooks ... named first-team All-Beach District at wide receiver in 2017 and at defensive back ... helped Landstown go 12-1 record and appearance in Class 6 Regional A final ... in 2016 earned first-team All-Tidewater honors with 18 pass breakups, 40 tackles and seven interceptions, two of which he returned for touchdowns ... also caught 45 passes for 850 yards in 2016 ... son of Bethany and Kenneth White ... a three-star recruit by ESPN.com, Rivals.com, Scout.com and 247sports.com.

WHITE DEFENSIVELY

Year	G/GS	S	A	Tot.	TFL	QBS	FR	FC	PBU	Int	BIK
2018	3/0	0	0	0	0-0	0-0	0	0	0	0	0
2019	8/0	0	2	2	0-0	0-0	0	0	0	0	0
Career	11/0	0	2	2	0-0	0-0	0	0	0	0	0

87 DONTAYVION WICKS



Wide Receiver • 6-1 • 205 • Freshman
Plaquemine, La. • Plaquemine HS

AT VIRGINIA

2019 - Has appeared in nine of UVA's 13 games ... made collegiate debut at Pitt ... caught one pass in the win against Duke ... his first career reception went for 12 yards ... caught two passes for 49 yards and his first collegiate touchdown against Liberty ... his receiving touchdown against Liberty went for 44 yards on a pass from Brennan Armstrong.

HIGH SCHOOL AND PERSONAL

Played wide receiver and quarterback at Plaquemine High School for head coach Paul Distefano ... named second-team all-district in 2018 ... as a junior in 2017 he had 12 catches for 212 yards helping Plaquemine to the district championship ... also plays basketball for Plaquemine ... son of Latisha Wicks ... a four-star recruit by 247sports.com ... a three-star recruit by Rivals.com and ESPN.com.

WICKS' RECEIVING

Year	G/GS	No.	Yds.	Avg.	LP	TD	YPG
2019	9/0	3	61	20.3	44	1	6.8

90 MAJOR WILLIAMS



Defensive Back • 5-11 • 170 • Freshman
Fort Myers, Fla. • Dunbar HS

AT VIRGINIA

2019 - Has appeared in two of UVA's 13 games ... made collegiate debut against Liberty ... one of 17 UVA true freshmen to appear in 2019.

HIGH SCHOOL AND PERSONAL

Played cornerback and wide receiver at Dunbar High School for head coach Sam Brown ... made 31 tackles and broke up five passes in 2018 ... made four catches for 104 yards as a senior ... as a junior recorded 30 tackles, broke up five passes, intercepted three and returned a fumble 58 yards ... played in the 2018 Rotary South All-Star Classic ... is cousins with fellow teammate Seneca Milledge ... a three-star recruit by ESPN.com, Rivals.com and 247sports.com.

33 ZANE ZANDIER (ZANN-DEER)



Inside Linebacker • 6-3 • 230 • Junior
Pittsburgh, Pa. • Thomas Jefferson HS

ZANE ZANDIER'S CAREER HIGHS

Tackles: 10 two times, last vs. Clemson, Dec. 7, 2019

Tackles For Loss: 3.0 at Louisville, Oct. 26, 2019

Passes Broken Up: 3 vs. Duke, Oct. 14, 2019

Sacks: 1.5 vs. Ohio, Sept. 15, 2018

Interceptions: 1 vs. Old Dominion, Sept. 21, 2019

Long INT Return: 22 (TD) vs. Old Dominion, Sept. 21, 2019

HONORS

2019 - All-ACC (HM).

AT VIRGINIA

2019 - Has started all 13 of UVA's games ... leads UVA with 95 tackles ... in the season opener at Pitt he led UVA with nine tackles ... also made 0.5 tackles for loss ... aided UVA in limiting the Pitt rushing attack to 78 total yards on the ground ... led UVA with nine tackles, 2.0 tackles for loss and 1.0 sacks against William & Mary ... recorded seven tackles, 2.5 tackles for loss and 1.0 sacks in the win over Florida State ... recorded four tackles and a pick-six in the win over Old Dominion ... returned his first career interception against the Monarchs 22 yards for a touchdown, cutting the ODU lead to 17-14 in the third quarter ... made eight tackles and 1.0 sack at No. 10 Notre Dame ... made seven tackles, 1.0 tackle for loss and 0.5 sack at Miami ... made eight tackles and broke up three passes in win over Duke ... led UVA with seven tackles, 3.0 tackles for loss and 1.0 sack at Louisville ... made seven tackles at North Carolina ... made nine tackles in win over Georgia Tech ... made four stops in the win over Liberty ... notched six tackles, 0.5 sack and broke up a pass in the Commonwealth Cup win over Virginia Tech ... made 10 tackles and 1.0 tackle for loss against Clemson in the ACC Championship game.

2018 - Appeared in all 13 of UVA's games with eight starts ... in UVA's season-opening win over Richmond he made one tackle ... made first career start against Ohio in Nashville and notched a game-high 10 tackles ... also recorded 1.5 tackles for loss and 1.5 sacks against the Bobcats ... made eight tackles and 1.0 tackles for loss in the ACC-opening win against Louisville ... made three stops (two solo, one assisted) on a crucial goal-line stand that prevented the Cardinals from taking the lead in the third quarter, which resulted in a UL field goal (their only points) ... made six stops at NC State ... led UVA with nine tackles against No. 16 Miami ... he also recorded 1.0 tackle for loss and shared a sack with Mandy Alonso ... he deflected the pass that ended up as Juan Thornhill's fourth-quarter interception, his second of the game ... made eight tackles, notched 0.5 sacks, broke up one pass and recorded two quarterback hurries at Duke ... made three tackles and 0.5 tackles for loss against North Carolina ... made eight stops against Pitt ... made three tackles against Liberty ... made two tackles and 0.5 tackles for loss at Virginia Tech ... made two tackles against South Carolina in the Belk Bowl before missing the second half with an injury. **2017** - Appeared in 11 of UVA's 13 games ... one of 17 UVA true freshmen to play ... made collegiate debut against Indiana on defense ... played one play against the Hoosiers spelling Micah Kiser, who had to come off the field due to an injury timeout ... made first two career tackles in road win at Boise State.

HIGH SCHOOL AND PERSONAL

Played wide receiver and defensive back at Thomas Jefferson High School for head coach Bill Cherpak ... helped Thomas Jefferson to the WPIAL 4A championship ... a wide receiver first-team all-state honoree caught 44 passes for 900 yards and 19 touchdowns as a senior in 2016 ... averaged 20.5 yards per reception in 2016 ... made 46 tackles on defense with one interception ... also returned 23 punts for 203 yards ... also posted 209 kick return yards in 2016 ... caught 27 passes for 443 yards and nine touchdowns in 2015 as a junior ... made 41 tackles and recorded four interceptions in 2015 ... father, Rick, played football at Indiana University of Pennsylvania ... rated a four-star recruit by ESPN.com ... rated a three-star recruit by Rivals.com, 247Sports.com and Scout.com.

ZANDIER DEFENSIVELY

Year	G/GS	S	A	Tot.	TFL	QBS	FR	FC	PBU	Int	BIK
2017	11/0	1	2	3	0-0	0-0	0	0	0	0	0
2018	13/8	28	35	63	5-21	2-18	0	0	1	0	0
2019	13/13	42	53	95	11.5-39	5-24	0	0	5	1	0
Career	37/21	71	90	161	16.5-60	7-42	0	0	6	1	0

VIRGINIA BOWL GAME HISTORY

UVA All-Time Bowl Results

Virginia's All-Time Bowl Record: 8-12

Date	Bowl	Result
Dec. 31, 1984	Peach	Virginia 27, Purdue 24
Dec. 22, 1987	All-American	Virginia 22, BYU 16
Jan. 1, 1990	Florida Citrus	Illinois 31, Virginia 21
Jan. 1, 1991	USF&G Sugar	Tennessee 23, Virginia 22
Dec. 29, 1991	Gator Bowl	Oklahoma 48, Virginia 14
Jan. 1, 1994	Carquest	Boston College 31, Virginia 13
Dec. 28, 1994	Independence	Virginia 20, TCU 10
Dec. 30, 1995	Peach	Virginia 34, Georgia 27
Dec. 27, 1996	Carquest	Miami 31, Virginia 21
Dec. 31, 1998	Chick-fil-A Peach	Georgia 35, Virginia 33
Dec. 30, 1999	Micronpc.com	Illinois 63, Virginia 21
Dec. 24, 2000	Jeep O'ahu	Georgia 37, Virginia 14
Dec. 28, 2002	Continental Tire	Virginia 48, West Virginia 22
Dec. 27, 2003	Continental Tire	Virginia 23, Pittsburgh 16
Dec. 27, 2004	MPC Computers	Fresno State 37, Virginia 34 (OT)
Dec. 30, 2005	Music City	Virginia 34, Minnesota 31
Jan. 1, 2008	Konica Minolta Gator	Texas Tech 31, Virginia 28
Dec. 31, 2011	Chick-fil-A	Auburn 43, Virginia 24
Dec. 28, 2017	Military	Navy 49, Virginia 7
Dec. 29, 2018	Belk	Virginia 28, South Carolina 0

Cavalier Bowl MVPs

Date	Bowl	Player
Dec. 31, 1984	Peach	Howard Petty, TB (Offense)
Dec. 31, 1984	Peach	Ray Daly, CB (Defense)
Dec. 22, 1987	All American	Scott Secules, QB
Dec. 29, 1991	Gator	Tyrone Lewis, S (Defense)
Dec. 28, 1994	Independence	Mike Groh, QB (Offense)
Dec. 28, 1994	Independence	Mike Frederick, DE (Defense)
Dec. 30, 1995	Peach	Tiki Barber, TB (Offense)
Dec. 30, 1995	Peach	Skeet Jones, LB (Defense)
Dec. 28, 2002	Continental Tire	Wali Lundy, TB
Dec. 27, 2003	Continental Tire	Matt Schaub, QB
Dec. 30, 2005	Music City	Marques Hagans, QB
Jan. 1, 2008	Gator	Chris Long, DE (Defense)
Dec. 29, 2018	Belk	Olamide Zaccheaus, HB



Olamide Zaccheaus was named MVP of the 2018 Belk Bowl after setting UVA bowl records with 12 receptions and three receiving touchdowns against South Carolina. He also added 100 yards receiving. Zaccheaus' three receiving touchdowns tied a Belk Bowl record.

Peach Bowl

Dec. 31, 1984—Atlanta, Ga.
Virginia 27, Purdue 24

SCORING SUMMARY

Purdue	10	14	0	0—24
Virginia	7	7	7	6—27

First Quarter

UVA—Howard Petty 11 run (Kenny Stadlin kick), (8:29)

Pur—Mike Rendina 24 FG, 3:09

Pur—Steve Griffin 23 pass from Jim Everett (Rendina kick), 1:51

Second Quarter

UVA—Geno Zimmerlink 3 pass from Don Majkowski (Stadlin kick), 12:22

Pur—Jeff Price 17 pass from Everett (Rendina kick), 2:32

Pur—Marty Scott 12 pass from Everett (Rendina kick), 1:11

Third Quarter

UVA—Majkowski 1 run (Stadlin kick), 9:29

Fourth Quarter

UVA—FG, Stadlin, 19 FG, 12:59

UVA—FG, Stadlin, 22 FG, 7:17

Attendance—41,107

	Pur	UVA
First Downs	20	24
Rushes-Yards	21-75	64-274
Passing Yardage	253	118
Comp-Att-Int	22-42-3	8-17-2
Punts-Yards	4-173	3-102
Fumbles-Lost	1-1	1-0
Penalties-Yards	5-45	3-20

INDIVIDUAL LEADERS

Rushing—Purdue, Rodney Carter 8-33, Bruce King 6-29, Ray Wallace 5-10, Jim Everett 2-3. Virginia, Howard Petty 21-114, Barry Word 17-86, Don Majkowski 14-45, Steve Morse 10-26, John Ford 1-2, Antonio Rice 1-1.

Passing—Purdue, Jim Everett 22-42-3-253. Virginia, Don Majkowski 8-17-2-118.

Receiving—Purdue, Rodney Carter 5-28, Steve Griffin 4-69, Marty Scott 4-50, Bruce King 4-47, Jeff Rice 3-42, Ray Wallace 2-17. Virginia, Geno Zimmerlink 3-35, Nick Merrick 2-32, John Ford 1-30, Jon Muha 1-15, Steve Morse 1-6.

All American Bowl

Dec. 22, 1987—Birmingham, Ala.
Virginia 22, Brigham Young 16

SCORING SUMMARY

Brigham Young	3	0	6	7—16
Virginia	7	7	0	8—22

First Quarter

BYU—Leonard Chitty 20 FG, 6:38

UVA—Scott Secules 2 run (Mark Inderlied kick), 1:34

Second Quarter

UVA—Kevin Morgan 25 run (Inderlied kick), 11:28

Third Quarter

BYU—Fred Whittingham 8 run (pass failed), 0:10

Fourth Quarter

UVA—John Ford 22 pass from Secules (Marcus Wilson pass from Secules), 11:17

BYU—Whittingham 1 pass from Sean Covey (Chitty kick), 7:07

Attendance—37,000

	BYU	UVA
First Downs	27	22
Rushes-Yards	26-95	43-187
Passing Yardage	394	162
Comp-Att-Int	37-61-1	10-19-2
Punts-Yards	1-36	3-128
Fumbles-Lost	2-0	2-1
Penalties-Yards	7-64	2-15

INDIVIDUAL LEADERS

Rushing—BYU, Fred Whittingham 10-53, Mike Salito 7-31, Matt Bellini 1-7, Sean Covey 7-5, Bob Jensen 1-(-1). Virginia, Kevin Morgan 10-82, Marcus Wilson 15-77, Durwin Greggs 10-33, Donald Bryant 1-4, Scott Secules 6-(-1), John Ford 1-(-8).

Passing—BYU, Sean Covey 37-61-1-394. Virginia, Scott Secules 10-19-2-162.

Receiving—BYU, David Miles 10-188, Matt Bellini 9-59, Fred Whittingham 7-43, Travis McBeth 4-48, Darren Handley 3-35, Chuck Cutler 3-19, Richard Zayas 1-2. Virginia, John Ford 4-54, Keith Mattioli 2-43, Bruce McGonnigal 2-36, Tim Finkelston 1-21, Joel Dempsey 1-8.



Florida Citrus Bowl

Jan. 1, 1990—Orlando, Fla.
Illinois 31, Virginia 21

SCORING SUMMARY

Illinois	7	10	7	7—31
Virginia	0	7	7	7—21

First Quarter

Ill—Steven Williams 15 pass from Jeff George (Doug Higgins kick), 13:06

Second Quarter

UVA—Tim Finkelston 30 pass from Shawn Moore (Jake McInerney kick), 13:15

Ill—Dan Donovan 1 pass from George (Higgins kick), 8:55

Ill—Higgins, 34 FG, 0:00

Third Quarter

Ill—Howard Griffith 3 run (Higgins kick), 11:15

UVA—Marcus Wilson 2 run (McInerney kick), 2:19

Fourth Quarter

Ill—Mike Bellamy 24 pass from George (Higgins kick), 12:58

UVA—Herman Moore 4 pass from S. Moore (McInerney kick), 5:00

Attendance—60,016



	ILL	UVA
First Downs	29	18
Rushes-Yards	46-176	32-110
Passing Yardage	321	212
Comp-Att-Int	26-38-1	19-30-2
Punts-Yards	3-114	6-248
Fumbles-Lost	3-3	2-1
Penalties-Yards	4-35	6-40

INDIVIDUAL LEADERS

Rushing—Illinois, Howard Griffith 18-93, Steve Feagin 10-54, Wagner Lester 6-17, Ken Thomas 4-15, Victor Bowlay-Williams 2-10, Mike Bellamy 1-8, Errol Shavers 2-4, Kamen Bell 1-2, Jeff George 2-(-27). Virginia, Terry Kirby 8-64, Shawn Moore 15-34, Marcus Wilson 8-10, Durwin Greggs 1-2.

Passing—Illinois, Jeff George 26-38-1-321. Virginia, Shawn Moore 17-27-2-191, Matt Blundin 2-3-0-21.

Receiving—Illinois, Mike Bellamy 8-166, Howard Griffith 6-43, Steven Williams 4-45, Dan Donovan 2-18, Kamen Bell 2-12, Jeff Finke 1-23, Frank Hartley 1-9, Shawn Wax 1-8, Steve Feagin 1-(-3). Virginia, Herman Moore 5-56, Tim Finkelston 3-69, Terry Kirby 2-21, Bruce McGonnigal 2-17, Marcus Wilson 2-14, Mark Cooke 1-14, Derek Dooley 1-10, Gary Steele 1-7, Durwin Greggs 1-6, Trevor Ryals 1-(-2).

USF&G Sugar Bowl

Jan. 1, 1991—New Orleans, La.
Tennessee 23, Virginia 22

SCORING SUMMARY

Virginia	9	7	0	6—22
Tennessee	0	0	3	20—23

First Quarter

UVA—Gary Steele 10 run (kick blocked), 9:19

UVA—Jake McInerney 22 FG, 0:35

Second Quarter

UVA—Terry Kirby 1 run (McInerney kick), 4:06

Third Quarter

UT—Greg Burke 27 FG, 9:05

Fourth Quarter

UT—Tony Thompson 7 run (Burke kick), 12:51

UVA—McInerney 43 FG, 7:34

UT—Carl Pickens 15 pass from Andy Kelly (Burke kick), 4:24

UVA—McInerney 44 FG, 2:31

UT—Thompson 1 run (pass failed), 0:31

Attendance—75,132



	UVA	UT
First Downs	25	28
Rushes-Yards	58-287	38-191
Passing Yardage	62	273
Comp-Att-Int	9-24-3	24-35-2
Punts-Yards	1-48	2-40
Fumbles-Lost	1-0	1-1
Penalties-Yards	5-30	5-65

INDIVIDUAL LEADERS

Rushing—Virginia, Nikki Fisher 15-90, Shawn Moore 11-76, Terry Kirby 21-73, Gary Steele 9-53, Dave Sweeney 1-2, Matt Blundin 1-(-7). Tennessee, Tony Thompson 25-151, Greg Amsler 6-28, Roland Poles 4-18, Andy Kelly 3-(-6).

Passing—Virginia, Shawn Moore 9-22-2-62, Matt Blundin 0-2-1-0. Tennessee, Andy Kelly 24-35-2-273.

Receiving—Virginia, Terry Kirby 4-27, Herman Moore 2-13, Mark Cooke 1-11, Aaron Mundy 1-8, Gary Steele 1-3. Tennessee, Vince Moore 7-97, Carl Pickens 6-87, Alvin Harper 4-34, Greg Amsler 4-33, Anthony Morgan 1-10, Mark Adams 1-6, Von Reeves 1-6.

Gator Bowl

Dec. 29, 1991—Jacksonville, Fla.
Oklahoma 48, Virginia 14

SCORING SUMMARY

Oklahoma	7	27	14	0—48
Virginia	0	7	0	7—14

First Quarter

OU—Joey Mickey 10 pass from Cale Gundy (Scott Blanton kick), 5:52

Second Quarter

OU—Mike Gaddis 2 run (Blanton kick), 14:57

OU—Gaddis 8 run (Blanton kick), 11:20

OU—Russell Jones 4 blocked punt return (Blanton kick), 9:37

OU—Mickey 13 pass from Gundy (kick blocked), 3:17

UVA—Tyrone Davis 22 pass from Matt Blundin (Michael Husted kick), 2:24

Third Quarter

OU—Kenyon Rasheed 7 run (Blanton kick), 12:39

OU—Gaddis 7 run (Blanton kick), 5:09

Fourth Quarter

UVA—Terrence Tomlin 23 pass from Blundin (Husted kick), 6:30

Attendance—62,003

	OU	UVA
First Downs	36	13
Rushes-Yards	51-261	26-101
Passing Yardage	357	142
Comp-Att-Int	27-36-0	12-29-1
Punts-Yards	3-121	8-278
Fumbles-Lost	1-1	4-1
Penalties-Yards	12-128	6-48

INDIVIDUAL LEADERS

Rushing—Oklahoma, Mike Gaddis 20-104, Dewell Brewer 12-58, Mike McKinley 6-41, Kenyon Rasheed 6-25, Albert Hall 1-18, Cale Gundy 4-13, Steve Collins 1-1, Billy McDade 1-1. Virginia, Terry Kirby 13-66, Nikki Fisher 6-39, Charles Way 2-12, Gary Steele 2-6, Matt Blundin 1-(-1), Bobby Goodman 1-(-9), Aaron Mundy 1-(-12).

Passing—Oklahoma, Cale Gundy 25-31-0-329, Steve Collins 2-5-0-28. Virginia, Matt Blundin 12-26-1-142, Terry Kirby 0-1-0-0, Bobby Goodman 0-2-0-0.

Receiving—Oklahoma, Corey Warren 5-110, Joey Mickey 5-55, Albert Hall 5-44, Ricky Brady 3-47, Ted Long 3-36, Kenyon Rasheed 3-25, Tink Collins 1-17, Mike Gaddis 1-12, Pete Schmitt 1-11. Virginia, Aaron Mundy 3-44, Larry Holmes 3-31, Tyrone Davis 2-26, Terrence Tomlin 1-23, Dave Sweeney 1-8, Brian Satola 1-6, Terry Kirby 1-4.



Carquest Bowl

Jan. 1, 1994—Miami/
Boston College 31, Virginia 13

SCORING SUMMARY

Boston College	3	14	7	7—31
Virginia	7	6	0	0—13

First Quarter

UVA—Jerrod Washington 11 run (Kyle Kirkeide kick), 13:55

BC—David Gordon 19 FG, 7:39

Second Quarter

BC—Clarence Cannon 78 pass from Glenn Foley (Gordon kick), 14:43

UVA—Charles Way 7 run (kick failed), 7:48

BC—Cannon 5 pass from Foley (Gordon kick), 3:42

Third Quarter

BC—Keith Miller 46 pass from Foley (Gordon kick), 6:19

Fourth Quarter

BC—Darnell Campbell 12 run (Gordon kick), 14:56

Attendance—38,516

	UVA	BC
First Downs	16	27
Rushes-Yards	28-85	44-166
Passing Yardage	213	391
Comp-Att-Int	21-36-0	25-36-2
Punts-Yards	6-245	2-79
Fumbles-Lost	1-0	2-1
Penalties-Yards	3-35	4-33

INDIVIDUAL LEADERS

Rushing—Virginia, Jerrod Washington 9-40, Kevin Brooks 4-22, Charles Way 8-17, Symmion Willis 7-6. Boston College, Darnell Campbell 22-99, David Green 10-73, Dwight Shirley 3-14, Anthony Comer 1-2, Justice Smith 2-(-1), Jeff Ryan 1-(-2), Glenn Foley 5-(-19).

Passing—Virginia, Symmion Willis 19-34-0-207, Mike Groh 2-2-0-6. Boston College, Glenn Foley 25-36-2-391.

Receiving—Virginia, Larry Holmes 8-93, Aaron Mundy 6-60, Tyrone Davis 2-43, Kevin Brooks 2-14, Patrick Jeffers 1-7, Charles Way 1-1, Jerrod Washington 1-(-5). Boston College, Pete Mitchell 7-82, Darnell Campbell 6-52, Greg Grice 4-38, Clarence Cannon 3-109, Keith Miller 2-59, Brent Gibbons 2-38, Tony Ransome 1-13.



Independence Bowl

Dec. 28, 1994—Shreveport, La.
Virginia 20, Texas Christian 10



SCORING SUMMARY

Virginia	0	10	10	0—20
Texas Christian	0	3	0	7—10

Second Quarter

UVA—Rafael Garcia 20 FG, 10:20

UVA—Charles Way 6 run (Garcia kick), 2:46

TCU—Michael Reeder 43 FG, 0:00

Third Quarter

UVA—Tyrone Davis 37 pass from Mike Groh (Garcia kick), 9:08

UVA—Garcia 32 FG, 3:56

Fourth Quarter

TCU—Brian Collins 1 pass from Max Knake (Reeder kick), 13:28

Attendance—27,242

	UVA	TCU
First Downs	20	11
Rushes-Yards	52-237	32-126
Passing Yardage	199	65
Comp-Att-Int	14-23-2	8-24-1
Punts-Yards	4-154	8-298
Fumbles-Lost	1-0	2-1
Penalties-yards	9-66	6-39

INDIVIDUAL LEADERS

Rushing—Virginia, Kevin Brooks 17-114, Charles Way 24-90, Tiki Barber 3-18, Mike Groh 8-15. Texas Christian, Andre Davis 24-97, Max Knake 4-17, Koi Woods 3-9, Jimmy Oliver 1-3.

Passing—Virginia, Mike Groh 14-23-2-199. Texas Christian, Max Knake 8-24-1-65.

Receiving—Virginia, Patrick Jeffers 3-60, Bobby Neely 3-55, Tiki Barber 3-2, Demetrius Allen 2-32, Tyrone Davis 1-37, Derick Byrd 1-9, Kevin Brooks 1-4.

Texas Christian, Brian Collins 2-14, Chris Brasfield 2-11, Andre Davis 2-7, Jimmy Oliver 1-22, John Washington 1-11.

Peach Bowl

Dec. 30, 1995—Atlanta, Ga.
Virginia 34, Georgia 27



SCORING SUMMARY

Georgia	3	11	3	10—27
Virginia	14	10	3	7—34

First Quarter

UVA—Tiki Barber 1 run (Rafael Garcia kick), 10:37

UVA—Kevin Brooks 5 run (Garcia kick), 4:09

UGa—Kanon Parkman 36 FG, 1:00

Second Quarter

UGa—Parkman 37 FG, 14:52

UVA—Garcia 36 FG, 9:42

UVA—Demetrius Allen 82 pass from Mike Groh (Garcia kick), 2:34

UGa—Hines Ward 1 run (Brice Hunter pass from Ward), 0:19

Third Quarter

UGa—Parkman 20 FG, 8:01

UVA—Garcia 36 FG, 1:58

Fourth Quarter

UGa—Parkman 42 FG, 14:43

UGa—Jason Ferguson 10 fumble return (Parkman kick), 1:09

UVA—Allen 83 kickoff return (Garcia kick) 0:57

Attendance—70,284

	UGa	UVA
First Downs	20	10
Rushes-Yards	36-112	34-100
Passing Yardage	413	156
Comp-Att-Int	31-59-2	10-20-1
Punts-Yards	6-210	7-294
Fumbles-Lost	1-1	4-2
Penalties-Yards	6-40	3-30

INDIVIDUAL LEADERS

Rushing—Georgia, Hines Ward 9-56, Torin Kirtsey 16-43, Larry Bowie 11-13. Virginia, Tiki Barber 20-103, Kevin Brooks 7-23, Mike Groh 7-(-26).

Passing—Georgia, Hines Ward 31-59-2-413. Virginia, Mike Groh 10-20-1-156.

Receiving—Georgia, Larry Bowie 10-156, Brice Hunter 7-67, Corey Allen 4-48, Juan Daniels 3-32, Matt Dickson 2-71, Chris McCranie 2-24, Kelton Dutch 1-6, Selma Calloway 1-5, Marisa Simpson 1-4. Virginia, Demetrius Allen 5-111, Patrick Jeffers 4-47, Walt Derey, 1-(-2).

Carquest Bowl

Dec. 27, 1996—Miami, Fla.
Miami 31, Virginia 21



SCORING SUMMARY

Miami	14	10	0	7—31
Virginia	7	0	7	7—21

First Quarter

UM—Yatil Green 70 pass from Ryan Clement (Andy Crosland kick), 12:43

UM—Tremain Mack 79 fumble recovery (Crosland kick), 3:47

UVA—Germane Crowell 29 pass from Aaron Brooks (Rafael Garcia kick), 3:08

Second Quarter

UM—Crosland 20 FG, 4:36

UM—Mack 42 interception return (Crosland kick), 2:34

Third Quarter

UVA—Brooks 1 run (Garcia kick), 12:38

Fourth Quarter

UM—Trent Jones 2 run (Crosland kick), 10:14

UVA—Thomas Jones 3 run (Garcia kick), 7:57

Attendance—46,418

	UVA	Miami
First downs	20	14
Rushes-Yards	41-155	39-60
Passing Yardage	169	274
Comp-Att-Int	15-33-1	16-26-2
Punts-Yards	5-187	5-169
Fumbles-Lost	2-1	4-2
Penalties-Yards	3-35	7-70

INDIVIDUAL LEADERS

Rushing—Virginia, Thomas Jones 14-67, Aaron Brooks 11-60, Darrell Medley 4-15, Tiki Barber 7-14, Tim Sherman 3-6, Charles Kirby 1-1, Bryan Owen 1-(-8). Miami, Trent Jones 13-45, Edgerrin James 8-31, Dyrall McMillan 8-5, Nick Williams 2-2, Carlo Joseph 2-2, Ryan Clement 6-(-25).

Passing—Virginia, Aaron Brooks 12-23-0-142, Tim Sherman 3-10-1-27. Miami, Ryan Clement 16-26-2-274.

Receiving—Virginia, Germane Crowell 6-98, Bryan Owen 4-27, Casey Crawford 1-13, Demetrius Dotson 1-12, Tiki Barber 1-9, Thomas Jones 1-7, Darrell Medley 1-3. Miami, Tony Gaiter 3-101, Trent Jones 3-13, Yatil Green 2-77, Magic Benton 2-33, Gerard Daphnis 2-17, Chris Jones 1-21, Carlo Joseph 1-11, Mondriel Fulcher 1-11, Dyrall McMillan 1-(-10).

Chick-fil-A Peach Bowl

Dec. 31, 1998—Atlanta, Ga.
Georgia 35, Virginia 33



SCORING SUMMARY

Georgia	0	7	14	14—35
Virginia	0	21	6	6—33

Second Quarter

UVA—Anthony Southern 2 run (Todd Braverman kick), 10:30

UVA—Terrence Wilkins 43 pass from Aaron Brooks (Braverman kick), 7:57

UVA—Thomas Jones 24 pass from Brooks (Braverman kick), 5:36

UGa—Tony Small 11 pass from Quincy Carter (Hap Hines kick), 1:15

Third Quarter

UGa—Champ Bailey 14 pass from Carter (Hines kick), 11:18

UGa—Olandis Gary 15 run (Hines kick), 5:50

UVA—Terrence Wilkins 67 pass from Brooks (kick failed), 3:29

Fourth Quarter

UGa—Gary 2 run (Hines kick), 12:52

UGa—Carter 1 run (Hines kick), 7:01

UVA—Brooks 30 run (pass failed), 1:34

Attendance—72,876

	UGa	UVA
First downs	19	21
Rushes-Yards	38-159	44-198
Passing Yardage	222	236
Comp-Att-Int	18-33-3	13-35-1
Punts-Yards	8-284	8-316
Fumbles-Lost	0-0	3-1
Penalties-Yards	8-74	9-71

INDIVIDUAL LEADERS

Rushing—Georgia, Olandis Gary 19-110, Quincy Carter 14-33, Champ Bailey 3-9, Ronnie Bradley 2-7. Virginia, Thomas Jones 23-96, Aaron Brooks 14-88, Antwoine Womack 4-10, Anthony Southern 3-4.

Passing—Georgia, Quincy Carter 18-33-3-222. Virginia, Aaron Brooks 12-32-1-226, Dan Ellis 0-2-0-0, Donnie Scott 1-1-0-10.

Receiving—Georgia, Tony Small 5-28, Champ Bailey 3-73, Larry Brown 3-26, Michael Greer 2-60, Thad Parker 2-24, Jermaine Wiggins 1-12, Olandis Gary 1-(-1). Virginia, Terrence Wilkins 6-161, Thomas Jones 4-46, Ahmad Hawkins 1-19, Wale Elegbe 1-10, Anthony Southern 1-0.

Micronpc.com Bowl

Dec. 30, 1999 —Miami, Fla.

Illinois 63, Virginia 21

SCORING SUMMARY

Illinois	14	28	7	14—63
Virginia	7	0	7	7—21

First Quarter

Ill—Kurt Kittner 1 run (Neil Rackers kick), 9:42

UVA—Thomas Jones 7 run (Todd Braverman kick), 7:24

Ill—Rocky Harvey 47 run (Rackers kick), 4:04

Second Quarter

Ill—Kittner 30 pass from Brandon Lloyd (Rackers kick), 10:36

Ill—Jameel Cook 61 pass from Kittner (Rackers kick), 7:20

Ill—Steve Havard 5 run (Rackers kick), 3:22

Ill—Cook 1 pass from Kittner (Rackers kick), 1:32

Third Quarter

UVA—Kevin Coffey 5 pass from Dan Ellis (Braverman kick), 10:51

Ill—Havard 2 run (Rackers kick), 3:51

Fourth Quarter

Ill—Harvey 9 run (Rackers kick), 13:02

Ill—Kirk Johnson 1 run (Rackers kick), 3:51

UVA—Will Thompson 55 pass from David Rivers (Braverman kick), 1:43

Attendance—31,089



	Ill	UVA
First downs	26	20
Rushes-Yards	48-325	36-172
Passing Yardage	286	208
Comp-Att-Int	16-26-1	17-35-1
Punts-Yards	0-0	6-220
Fumbles-Lost	2-1	1-1
Penalties-Yards	5-39	5-25

INDIVIDUAL LEADERS

Rushing—Illinois, Rocky Harvey, 10-122, Steve Havard 15-75, Antoinio Harris, 7-61, Elmer Hickman 4-21, Jameel Cook 4-18, Ivery Lewis 1-12, Kurt Kittner 4-11, Kirk Johnson 3-5, Virginia, Thomas Jones 23-110, Tyree Foreman 4-25, Arlen Harris 3-19, Tavon Mason 1-15, Dan Ellis 5-3.

Passing—Illinois, Kurt Kittner 14-24-1-254, Brandon Lloyd 1-1-0-30, Kirk Johnson 1-1-0-2, Virginia, Dan Ellis 15-32-1-146, David Rivers 2-3-0-62.

Receiving—Illinois, Jameel Cook 4-88, Brandon Lloyd 3-57, Michael Dean 2-42, Walter Young 1-31, Kurt Kittner 1-30, Brian Hodges 1-18, Aaron Moorehead 1-10, Josh Whitman 1-7, Elmer Hickman 1-2, Rocky Harvey 1-1, Virginia, Thomas Jones 5-31, Billy McMullen 3-31, Demetrius Dotson 2-29, Will Thompson 1-55, Ahmad Hawkins 1-19, Billy Baber 1-19, Anthony Southern 1-9, Chris Luzar 1-7, Kevin Coffey 1-5, Casey Crawford 1-3.

Jeep O'ahu Bowl

Dec. 24, 2000 —Honolulu

Georgia 37, Virginia 14

SCORING SUMMARY

Georgia	17	7	0	13—37
Virginia	0	7	7	0—14

First Quarter

UGa—Billy Bennett 35 FG, 4:30

UGa—Terrence Edwards 40 run (Bennett kick), 1:12

UGa—Kentrell Curry fumble recovery in end zone (Bennett kick), :51

Second Quarter

UVA—Demetrius Dotson 14 run (David Greene kick), 14:15

UGa—Verron Haynes 3 run (Bennett kick), 13:08

Third Quarter

UVA—Byron Thweatt 58 fumble recovery (Greene kick), 4:46

Fourth Quarter

UGa—Damien Gary 21 pass from Cory Phillips (Bennett kick), 13:13

UGa—Cap Burnett 4 fumble recovery (kick failed), 12:57

Attendance—24,187



	Georgia	UVA
First downs	21	20
Rushes-Yards	34-157	38-144
Passing Yardage	241	226
Comp-Att-Int	25-39-1	22-36-2
Punts-Yards	5-213	5-224
Fumbles-Lost	1-1	4-2
Penalties-Yards	4-20	4-29

INDIVIDUAL LEADERS

Rushing—Georgia, Terrence Edwards 5-97, Musa Smith 8-34, Brett Millican 9-32, Verron Haynes 4-14, Reggie Brown 1-1, LaBrone Mitchell 1-(-1), Damien Gary 1-(-3), Cory Phillips, 2-(-6), Johnny Brown 2-(-9), Team 1-(-2), Virginia, Antwoine Womack 15-48, Bryson Spinner 9-27, Tyree Foreman 9-27, Matt Schaub 1-16, Demetrius Dotson 1-14, Tavon Mason 1-5, Dan Ellis 1-3, Mike Abrams 1-1.

Passing—Georgia, Cory Phillips 23-36-1-222, Brett Millican 1-1-0-23, Terrence Edwards 1-2-0-(-4), Virginia, Bryson Spinner 14-22-2-153, Matt Schaub 6-10-0-47, Dan Ellis 2-3-0-26, Tyree Foreman 0-1-0-0.

Receiving—Georgia, Terrence Edwards 8-79, Damien Gary 4-51, Randy McMichael 4-39, LaBrone Mitchell 3-35, Durrell Robinson 3-6, Jermaine Phillips 1-23, Musa Smith 1-12, Reggie Brown 1-(-4), Virginia, Billy Baber 4-38, Michael McGrew 3-34, Demetrius Dotson 3-28, Antwoine Womack 3-3, Chris Luzar 2-9, Jonathan Ward 2-7, Tavon Mason 1-78, Billy McMullen 1-18, Kase Luzar 1-6, Patrick Washington 1-3, Tyree Foreman 1-2.

Continental Tire Bowl

Dec. 28, 2002 —Charlotte, N.C.

Virginia 48, West Virginia 22

SCORING SUMMARY

West Virginia	10	0	6	6—22
Virginia	7	21	10	10—48

First Quarter

WVU—Todd James 27 FG, 6:11

UVA—Wali Lundy 14 pass from Marques Hagans (Connor Hughes kick), 4:06

WVU—Avon Cobourne 6 run (James kick), 0:19

Second Quarter

UVA—Matt Schaub 1 run (Hughes kick), 10:12

UVA—Hagans 69 punt return (Hughes kick), 7:53

UVA—Lundy 4 run (Hughes kick), 0:19

Third Quarter

UVA—Lundy 48 pass from Schaub (Hughes kick), 9:10

UVA—Hughes 27 FG, 6:48

WVU—Rasheed Marshall 1 run (kick blocked), 0:56

Fourth Quarter

UVA—Hughes 30 FG, 12:12

WVU—Cobourne 1 run (run failed), 7:17

UVA—Lundy 31 run (Hughes kick), 3:48

Attendance—73,535

	WVU	UVA
First downs	21	20
Rushes-Yards	52-244	39-195
Passing Yardage	215	196
Comp-Att-Int	12-20-2	17-23-0
Punts-Avg.	2-44.0	1-27.0
Fumbles-Lost	0-0	0-0
Penalties-Yards	6-39	2-9

INDIVIDUAL LEADERS

Rushing—West Virginia, Avon Cobourne 25-117, Rasheed Marshall 12-48, Quincy Wilson 10-38, Aaron Neal 1-22, Phil Braxton 2-12, Danny Embick 2-7, Virginia, Wali Lundy 22-127, Matt Schaub 7-39, Michael Johnson 2-23, Brandon Isaiiah 3-13, Marquis Weeks 3-(-3), Team 2-(-4).

Passing—West Virginia, Rasheed Marshall 12-18-1-215, Danny Embick 0-1-0-0, Phil Braxton 0-1-1-0, Virginia, Matt Schaub 16-22-0-182, Marques Hagans 1-1-0-14.

Receiving—West Virginia, Phil Braxton 4-108, Miquelle Henderson 2-75, Derrick Smith 2-9, Darnell Glover 1-14, A.J. Nastasi 1-5, Tory Johnson 1-5, Quincy Wilson 1-(-1), Virginia, Wali Lundy 5-76, Ryan Sawyer 4-41, Heath Miller 3-54, Brandon Isaiiah 3-10, Billy McMullen 1-8, Michael McGrew 1-7.

Continental Tire Bowl

Dec. 27, 2003 —Charlotte, N.C.

Virginia 23, Pittsburgh 16

SCORING SUMMARY

Pittsburgh	0	13	3	0—16
Virginia	7	10	3	3—23

First Quarter

UVA—Heath Miller 52 pass from Matt Schaub (Connor Hughes kick), 3:31

Second Quarter

Pitt—Princell Brockenbrough 13 pass from Rod Rutherford (David Abdul kick), 14:24

UVA—Wali Lundy 1 run (Hughes kick), 11:37

Pitt—Brandon Miree 17 pass from Rutherford (Abdul kick failed), 6:05

UVA—Hughes 44 FG, 0:00

Third Quarter

UVA—Hughes 30 FG, 12:31

Pitt—J.B. Gibbone 28 FG, 9:28

Fourth Quarter

UVA—Hughes 39 FG, 2:28

Attendance—51,236

	Pitt	UVA
First Downs	27	21
Rushes-Yards	46-148	35-196
Passing Yardage	246	244
Comp-Att-Int	18-26-1	20-31-1
Punts-Avg.	2-49.5	3-36.3
Fumbles-Lost	2-1	0-0
Penalties-Yards	1-5	5-60

INDIVIDUAL LEADERS

Rushing—Pittsburgh, Brandon Miree 22-110, Lousaka Polite 7-15, Jawan Walker 2-12, Rod Rutherford 15-11, Virginia, Alvin Pearman 7-104, Wali Lundy 23-90, Marques Hagans 1-12, Team 1-(-3), Matt Schaub 3-(-7).

Passing—Pittsburgh, Rod Rutherford 18-26-1-246, Virginia, Matt Schaub 20-31-1-244.

Receiving—Pittsburgh, Larry Fitzgerald 5-77, Princell Brockenbrough 4-53, Brandon Miree 4-43, Kris Wilson 2-54, Lousaka Polite 2-11, Greg Lee 1-8, Virginia, Alvin Pearman 6-32, Heath Miller 4-84, Ryan Sawyer 3-45, Marques Hagans 3-30, Ottawa Anderson 2-38, Fontel Mines 1-11, Wali Lundy 1-4.

MPC Computers Bowl

Dec. 27, 2004 — Boise, Idaho

Fresno State 37, Virginia 34 OT



SCORING SUMMARY

Virginia	14	7	3	7	3—34
Fresno State	7	3	7	14	6—37

First Quarter

UVA—Alvin Pearman 13 run (Connor Hughes kick), 12:02
FS—Adam Jennings 13 pass from Paul Pinegar (Brett Visintainer kick), 6:37
UVA—Michael McGrew 7 pass from Marques Hagans (Hughes kick), 4:39

Second Quarter

UVA—Hagans 8 run (Hughes kick), 12:50
FS—Visintainer 49 FG, 0:00

Third Quarter

FS—Jermaine Jamison 22 pass from Pinegar (Visintainer kick), 8:42
UVA—Hughes 33 FG, 5:52

Fourth Quarter

FS—Mark Wood 22 pass from Pinegar (Visintainer kick), 13:12
UVA—Wali Lundy 20 run (Hughes kick), 6:20
FS—Jaron Fairman 3 pass from Pinegar (Visintainer kick), 0:11

Overtime

UVA—Hughes 26 FG
FS—Stephen Spach 25 pass from Pinegar (no attempt)
Attendance—28,516

	UVA	FS
First Downs	21	25
Rushes-Yards	36-260	38-222
Passing-Yardage	162	235
Comp-Att-Int	18-31-0	23-38-0
Punts-Avg.	4-32.0	5-35.6
Fumbles-Lost	0-0	0-0
Penalties-Yards	10-82	7-64

INDIVIDUAL LEADERS

Rushing—Virginia, Marques Hagans 7-85, Wali Lundy 14-63, Alvin Pearman 9-52, Jason Snelling 5-46, Theirrien Davis 1-14. Fresno State, Wendell Mathis 15-126, Bryson Sumlin 21-94, Paul Pinegar 2-2.

Passing—Virginia, Marques Hagans 18-30-0-162, Wali Lundy 0-1-0-0. Fresno State, Paul Pinegar 23-36-0-235, Team 0-2-0-0.

Receiving—Virginia, Heath Miller 5-66, Michael McGrew 4-30, Alvin Pearman 3-21, Fontel Mines 2-16, Jason Snelling 2-10, Theirrien Davis 1-15, Wali Lundy 1-4. Fresno State, Joe Fernandez 5-72, Jermaine Jamison 4-46, Adam Jennings 4-43, Stephen Spach 2-29, Wendell Mathis 2-18, Matt Rivera 2-5, Mark Wood 1-22, Duncan Reid 1-7, Jaron Fairman 1-3, Paul Pinegar 1-(-10).

Gaylord Hotels Music City Bowl

Dec. 30, 2005 — Nashville, Tenn.

Virginia 34, Minnesota 31



SCORING SUMMARY

Minnesota	14	7	3	7—31
Virginia	7	3	14	10—34

First Quarter

Minn—Justin Valentine 7 pass from Bryan Cupito (Joel Monroe kick), 9:34

Minn—Ernie Wheelwright 44 pass from Cupito (Monroe kick), 6:48

UVA—Deyon Williams 6 pass from Marques Hagans (Connor Hughes kick), 2:46

Second Quarter

Minn—Jared Ellerson 57 pass from Cupito (Monroe kick), 6:50

UVA—Hughes 32 FG, 0:00

Third Quarter

UVA—Wali Lundy 7 run (Hughes kick), 10:26

Minn—Monroe 39 FG, 6:02

UVA—Fontel Mines 2 pass from Hagans (Hughes kick), 4:00

Fourth Quarter

Minn—Ellerson 23 pass from Cupito (Monroe kick), 12:16

UVA—Lundy 2 run (Hughes kick), 8:48

UVA—Hughes 39 FG, 1:08

Attendance—40,519

	Minn	UVA
First Downs	24	20
Rushes-Yards	51-198	30-103
Passing-Yardage	263	365
Comp-Att-Int	28-18-1	33-26-1
Punts-Avg.	4-37.3	3-42.3
Fumbles-Lost	1-0	2-1
Penalties-Yards	6-52	4-30

INDIVIDUAL LEADERS

Rushing—Minnesota, Lawrence Maroney 26-109, Gary Russell 22-85, Bryan Cupito 2-2, John Shevlin 1-2. Virginia, Wali Lundy 16-59, Marques Hagans 10-26, Cedric Peerman 3-11, Team 1-(-1).

Passing—Minnesota, Bryan Cupito 18-28-1-263. Virginia, Marques Hagans 25-32-1-358, Christian Olsen 1-1-0-7.

Receiving—Minnesota, Ernie Wheelwright 7-120, Jared Ellerson 3-80, Matt Spaeth 2-25, Lawrence Maroney 2-12, Gary Russell 2-11, Jaron Posthumus 1-8, Jared Valentine 1-7. Virginia, Deyon Williams 6-88, Tom Santi 5-128, Emmanuel Byers 5-67, Fontel Mines 4-32, Jonathan Stupar 3-39, Wali Lundy 2-4, Marques Hagans 1-7.

Konica Minolta Gator Bowl

Jan. 1, 2008 — Jacksonville, Fla.

Texas Tech 31, Virginia 28



SCORING SUMMARY

Texas Tech	7	0	7	17—31
Virginia	9	12	0	7—28

First Quarter

TT—Detron Lewis 10 pass from Graham Harrell (Alex Trlica kick), 9:35

UVA—Jonathan Stupar 2 pass from Jameel Sewell (Chris Gould kick), 4:48

UVA—safety, 1:37

Second Quarter

UVA—Mikell Simpson 96 run (Gould kick), 7:12

UVA—safety, 2:32

UVA—Chris Gould 23 field goal, 0:00

Third Quarter

TT—Danny Amendola 6 pass from Harrell (Trlica kick), 10:01

Fourth Quarter

UVA—Simpson 11 pass from Peter Lalich (Gould kick), 11:26

TT—Michael Crabtree 20 pass from Harrell (Trlica kick), 3:31

TT—Aaron Crawford 4 run (Trlica kick), 3:10

TT—Trlica 41 field goal, 0:02

Attendance—60,243

	TT	UVA
First Downs	24	21
Rushes-Yards	20-34	47-249
Passing-Yardage	407	96
Comp-Att-Int	44-69-0	17-28-0
Punts-Avg.	4-30.2	8-37.5
Fumbles-Lost	2-1	3-2
Penalties-Yards	11-81	3-25

INDIVIDUAL LEADERS

Rushing—Texas Tech, Kobey Lewis 8-33, Aaron Crawford 8-29, Graham Harrell 4-(-28). Virginia, Mikell Simpson 20-170, Rashawn Jackson 14-52, Jameel Sewell 11-38, Branden Albert 1-2, Peter Lalich 1-(-23).

Passing—Texas Tech, Graham Harrell 44-69-0-407. Virginia, Jameel Sewell 14-23-0-78, Peter Lalich 3-5-0-18.

Receiving—Texas Tech, Michael Crabtree 9-101, Eric Morris 9-77, Aaron Crawford 8-28, Danny Amendola 6-68, Edward Britton 5-48, Grant Walker 2-44, Detron Lewis 2-19, Kobey Lewis 2-11, Kyle Leong 1-11. Virginia, Mikell Simpson 5-36, Tom Santi 3-16, Jonathan Stupar 3-15, Dontrelle Inman 2-11, Staton Jobe 2-7, Maurice Covington 1-11, Rashawn Jackson 1-0.

Chick-fil-A Bowl

Dec. 31, 2011 — Atlanta, Ga.

Auburn 43, Virginia 24



SCORING SUMMARY

Virginia	7	10	7	0-24
Auburn	7	21	12	3-43

First Quarter

UVA—Kris Burd 27 pass from Michael Rocco (Robert Randolph kick), 8:05

AU—Kiehl Frazier 3 run (Cody Parkey kick), 4:02

Second Quarter

UVA—Kris Burd 6 pass from Michael Rocco (Robert Randolph kick), 12:59

AU—Onterio McCalebb 3 run (Cody Parkey kick), 10:33

AU—Kiehl Frazier 1 run (Cody Parkey kick), 8:44

AU—Onterio McCalebb 25 pass from Barrett Trotter (Cody Parkey kick), 0:59

UVA—Robert Randolph 24 field goal, 0:00

Third Quarter

AU—Tre Mason 22 run (Cody Parkey kick), 11:09

UVA—Kevin Parks 1 run (Robert Randolph kick), 6:20

AU—Safety, 1:57

AU—Cody Parkey 45 field goal, 0:47

Fourth Quarter

AU—Cody Parkey 37 field goal, 8:09

Attendance—72,919

	UVA	AU
First Downs	25	22
Rushes-Yards	30-123	44-273
Passing-Yardage	312	181
Comp-Att-Int	26-41-1	12-23-0
Punts-Avg.	1-39.0	3-42.3
Fumbles-Lost	1-1	2-0
Penalties-Yards	3-25	6-65

INDIVIDUAL LEADERS

Rushing—Virginia, Kevin Parks 11-48, Clifton Richardson 6-33, Perry Jones 8-32, Darius Jennings 1-5, Max Milien 1-5, Jacob Hodges 1-3, Michael Rocco 2-(-3). Auburn, Onterio McCalebb 10-109, Tre Mason 9-64, Kiehl Frazier 16-55, Barrett Trotter 5-32, Quan Bray 1-16, Clint Moseley 1-(-1), Team 2-(-2).

Passing—Virginia, Michael Rocco 26-41-1-312. Auburn, Barrett Trotter 11-18-0-175, Clint Moseley 1-4-0-6, Quan Bray 0-1-0-0.

Receiving—Virginia, Perry Jones 7-90, Kris Burd 6-103, Darius Jennings 4-35, Ray Keys 2-24, Max Milien 2-23, Colter Phillips 2-7, Dominique Terrell 1-29, Matt Snyder 1-5, Kevin Parks 1-(-4). Auburn, Emory Blake 6-108, Quan Bray 3-12, Onterio McCalebb 2-53, Jay Wisner 1-8.

Military Bowl

Dec. 28, 2017—Annapolis, Md.

Navy 49, Virginia 7



SCORING SUMMARY

Virginia	7	0	0	0-7
Navy	14	14	14	7-49

First Quarter

UVA - Joe Reed 98 kick return (A.J. Mejia kick)

Navy - Zach Abey 1 yd run (Moehring kick), 6:05

Navy - Malcolm Perry 22 yd run (Moehring kick), 2:52

Second Quarter

Navy - Malcolm Perry 19 yd run (Moehring kick), 3:53

Navy - Zach Abey 1 yd run (Moehring kick), 1:15

Third Quarter

Navy - Zach Abey 5 yd run (Moehring kick), 1:17

Navy - Zach Abey 20 yd run (Moehring kick), 3:54

Fourth Quarter

Navy - Zach Abey 1 yd run (Moehring kick), 4:11

Attendance—27,242

	UVA	NAVY
First Downs	11	24
Rushes-Yards	18-30	76-452
Passing Yardage	145	0
Comp-Att-Int	16-36-1	0-1-0
Punts-Avg.	4-38.8	3-32.0
Fumbles-Lost	3-2	0-0
Penalties-yards	4-40	3-25

INDIVIDUAL LEADERS

Rushing—Virginia, Jordan Ellis 11-37, Joe Reed 2-11, Kurt Benkert 4-4, TEAM 1-14. Navy, Malcolm Perry 16-114, Chris High 19-101, Zach Abey 13-88, Josh Brown 5-47, Anthony Gargiulo 5-40, Lewis Garret 6-36, Darryl Bonner 3-15, Nelson Smith 4-8, Keoni Makekau 2-5, John Brown Iii 1-2, TEAM 1-2, Akili Taylor 1-2.

Passing—Virginia, Kurt Benkert 16-36-145-1. Navy, Zach Abey 0-1-0.

Receiving—Virginia, Olamide Zaccheaus 5-62, Andre Levrone 3-27, Jordan Ellis 2-19, Doni Dowling 2-15, Joe Reed 2-12, Evan Butts 2-10. Navy - N/A.

Belk Bowl

Dec. 29, 2018 —Charlotte, N.C.

Virginia 28, South Carolina 0



SCORING SUMMARY

South Carolina	0	0	0	0—0
Virginia	7	7	7	7—28

First Quarter

UVA —Olamide Zaccheaus 6 pass from Bryce Perkins (Delaney kick), 6:31

Second Quarter

UVA—Jordan Ellis 9 run (Delaney kick), 8:10

Third Quarter

UVA —Olamide Zaccheaus 10 pass from Bryce Perkins (Delaney kick), 4:25

Fourth Quarter

UVA —Olamide Zaccheaus 12 pass from Bryce Perkins (Delaney kick), 5:00

Attendance—48,263

	South Carolina	UVA
First downs	12	28
Rushes-Yards	20-33	48-205
Passing Yardage	218	208
Comp-Att-Int	17-39-2	22-31-0
Punts-Yards	5-226	4-153
Fumbles-Lost	1-0	1-1
Penalties-Yards	5-35	3-30

INDIVIDUAL LEADERS

Rushing—South Carolina, Rico Dowdle 6-21, Mon Denson 3-15, Ty'Son Williams 4-9, Jake Bentley 7(-12). Virginia, Jordan Ellis 26-106, Bryce Perkins 15-81, PK Kier 5-12, Olamide Zaccheaus 1-10, Tavares Kelly 1 (-4).

Passing—South Carolina, Jake Bentley 17-39-2-218. Virginia, Bryce Perkins 22-31-208-0.

Receiving—South Carolina, Shi Smith 6-76, K.C. Crosby 3-48, Bryan Edwards 3-37, Mon Denson 2-35, Chavis Dawkins 1-13, Rico Dowdle 1-6, Jacob August 1-3. Virginia, Olamide Zaccheaus 12-100, Hasise Dubois 5-57, Ben Hogg, 1-18, Evan Butts 1-12, Joe Reed 1-10, Chris Sharp 1-10, Jordan Ellis 1-1.

VIRGINIA BOWL GAME INDIVIDUAL RECORDS

RUSHING

Attempts: 26, Jordan Ellis vs. South Carolina '18**Net Yards:** 170, Mikell Simpson vs. Texas Tech '08**Touchdowns:** 2, Wali Lundy vs. West Virginia '02, Wali Lundy vs. Minnesota '05**Longest Run:** 96, Mikell Simpson vs. Texas Tech '08***

PASSING

Attempts: 41, Michael Rocco vs. Auburn '11**Completions:** 26, Michael Rocco vs. Auburn '11**Completion Pct.:** 78.1, Marques Hagans vs. Minnesota '05 (25 of 32)**Yards:** 358, Marques Hagans vs. Minnesota '05**Had Intercepted:** 2, on six occasions**Touchdowns:** 3, Aaron Brooks vs. Georgia '98

Bryce Perkins vs. South Carolina '18

Longest Pass: 82, Mike Groh to Demetrius "Pete" Allen vs. Georgia '95

TOTAL OFFENSE

Plays: 46, Aaron Brooks vs. Georgia '98

Bryce Perkins vs. South Carolina '18

Net Yards: 384, Marques Hagans vs. Minnesota '05

RECEPTIONS

Receptions: 12, Olamide Zaccheaus vs. South Carolina '18**Yards:** 161, Terrence Wilkins vs. Georgia '98**Touchdowns:** 3, Olamide Zaccheaus vs. South Carolina '18**Long Play:** 82, Demetrius "Pete" Allen from Mike Groh vs. Georgia '95

PUNT RETURNS

Number: 4, Ray Daly vs. Purdue, Terrence Wilkins vs. Georgia '98**Yards:** 69, Marques Hagans vs. West Virginia '02**Longest Return:** 69, Marques Hagans vs. West Virginia '02

***- second-longest run in bowl history

KICKOFF RETURNS

Number: 5, Jerrod Washington vs. Oklahoma '91

Olamide Zaccheaus at Navy '17

Yards: 135, Demetrius "Pete" Allen vs. Georgia '95**Longest Return:** 98 (TD), Joe Reed at Navy '17

INTERCEPTIONS

Number: 2, Ray Daly vs. Purdue '84, Ronde Barber vs. Miami '96**Yards:** 54, Juan Thornhill vs. South Carolina '18**Longest Return:** 54, Juan Thornhill vs. South Carolina '18

PUNTS

Number: 7, Ed Garno vs. Oklahoma '91, Will Brice vs. Georgia '95, Donnie Scott vs. Georgia '98**Average (Min. 3 Punts):** 45.1, Donnie Scott vs. Georgia '98 (5 punts)**Longest Punt:** 63, Mike Abrams vs. Georgia '00

SCORING

Points: 24, Wali Lundy vs. West Virginia '02**Points by Kicking:** 12, Connor Hughes vs. West Virginia '02**Touchdowns:** 4, Wali Lundy vs. West Virginia '02**PAT Attempts:** 6, Connor Hughes vs. West Virginia '02**PAT Conversions:** 6, Connor Hughes vs. West Virginia '02**FG Attempts:** 4, Jake McInerney vs. Tennessee '91

Rafael Garcia vs. TCU '94

FG Made: 3, Jake McInerney vs. Tennessee '91, Connor Hughes vs. Pittsburgh '03**Longest FG:** 44, Jake McInerney vs. Tennessee '91, Connor Hughes vs. Pittsburgh '03

DEFENSE

Tackles: 17, Randy Neal vs. Boston College '94**Tackles for Loss:** 3, Jerton Evans vs. Georgia '00
Juan Thornhill at Navy '17**Sacks:** 2, Jamie Sharper vs. Miami '96**Interceptions:** 2, Ray Daly vs. Purdue '84, Ronde Barber vs. Miami '96**Passes Broken Up:** 3, Marcus Hamilton vs. Minnesota '05**Fumbles Caused:** 1, many times**Fumbles Recovered:** 1, many times

Mikell Simpson's 96-yard rush against Texas Tech in the 2008 Gator Bowl is the second-longest rush in the history of college football bowl games. It is also the longest rush from scrimmage in UVA history.

VIRGINIA BOWL SUPERLATIVES

HIGHS	FIRST DOWNS: Total Rushing Passing Penalty	LOWS
28 vs. South Carolina '18 17 vs. Purdue 16 vs. Auburn 3 vs. Tennessee		10 vs. Georgia '95 4 vs. Navy 4 vs. Georgia '95 0 vs. Boston College, Ga. '00, Pittsburgh
64 vs. Purdue 287 vs. Tennessee 5.6 vs. Pittsburgh 2 vs. Purdue, BYU, Tenn., Boston Coll., Ga. '95, Miami (F), Ga. '98, Minnesota	RUSHING: Attempts Net Yards Yards per Carry Touchdowns	26 vs. Oklahoma 30 vs. Navy 1.7 vs. Navy 0 vs. Oklahoma, Navy
41 vs. Auburn 26 vs. Minnesota, Auburn 78.8 (26-33) vs. Minnesota 365 vs. Minnesota 3 vs. Tennessee 3 vs. Georgia '98, South Carolina '18	PASSING: Attempts Completions Completion Pct. Yards Had Intercepted Touchdowns	17 vs. Purdue 8 vs. Purdue 37.5 (9-24) vs. Tennessee 62 vs. Tennessee 0 vs. Boston College, West Virginia, Fresno St., Texas Tech 0 vs. Tennessee, Boston College, Navy
82 vs. Tennessee 468 vs. Minnesota 7.4 vs. Minnesota	TOTAL OFFENSE: Plays Net Yards Avg./Play	54 vs. Georgia '95, vs. Navy 175 vs. Navy 3.2 vs. Navy
4 vs. Purdue, Georgia '95, Georgia '98 100 vs. Georgia '95	PUNT RETURNS: Number Yards	0 vs. Tenn., Okla., BC, Illinois '99, Ga. '00, Fresno, Auburn -2 vs. Navy
8 vs. Navy 207 vs. Navy	KICKOFF RETURNS: Number Yards	0 vs. South Carolina '18 0 vs. South Carolina '18
3 vs. Purdue, Georgia '98 60 vs. South Carolina '18	INTERCEPTIONS BY: Number Yards	0 vs. Oklahoma, Fresno State, Texas Tech '08 0 vs. BYU, Illinois '90, Tenn, Okla., Illinois '99, Fresno Minnesota, Texas Tech '08
8 vs. Oklahoma '91, Georgia '98, Texas Tech '08 48.0 vs. Tennessee	PUNTS: Number Average	1 vs. Tennessee, West Virginia 27.0 vs. West Virginia
16 vs. Fresno State 82 vs. Fresno State	PENALTIES: Number Yards	2 vs. Brigham Young, West Virginia 9 vs. West Virginia
4 vs. Oklahoma '91, Ga. '95, Ga. '00 2 vs. Ga. '95, Ga. '00, TT '08, Navy '17	FUMBLES: Number Lost	0 vs. West Virginia, Pittsburgh, Fresno State '04 0 vs. Purdue, Tennessee, Boston College, TCU, West Va., Pittsburgh, Fresno State
48 vs. West Virginia 6 vs. West Virginia 6 vs. West Virginia 4 vs. Tennessee '91, TCU 3 vs. Tennessee, Pittsburgh 6 vs. West Virginia	SCORING: Points PAT Attempts PAT Conversions FG Attempts FG Made Touchdowns	7 vs. Navy 1 vs. Navy 1 vs. Tennessee, Boston College, Navy 0 vs. Illinois '90, Oklahoma, Illinois '99, 0 vs. BYU, Illinois '90, Okla., BC, Ga. '98, Illinois '99, Navy '17 1 vs. Navy
42:35 vs. South Carolina '18 64.7 vs. South Carolina '18 (11-17) 1.000 vs. Tenn.(1-1), TCU (1-1), WVU (2-2), Fresno (1-1), TT (1-1), SC (1-1) 5 vs. Pittsburgh	MISCELLANEOUS: Time of Possession 3rd Down Conv. Pct. 4th Down Conv. Pct. Sacks by	18:00 vs. Navy '17 16.7 vs. Oklahoma (2-12) '91 0.0 vs. BC (0-2), Ill. '99 (0-1), Ga. '00 (0-2), AU (0-2) 0 vs. Oklahoma, West Virginia, Fresno, Minnesota

Longest TD drive (Yds.).....98 vs. TT '08 (2 plays, 1:11)
 Longest drive (Yds)..... 98 vs. TT '08 (2 plays, 1:11, TD)

Longest drive (Plays).....16 vs. Purdue '84 (74 yds., 6:43, FG)
 Longest drive (Time)..... 6:59 vs. Tennessee '91 (15 plays, 80 yds., TD)

VIRGINIA BOWL OPPONENT SUPERLATIVES

HIGHS

36 by Oklahoma
23 by Navy
21 by Brigham Young
3 by TCU

First Downs:

Total
Rushing
Passing
Penalty

LOWS

11 by TCU
2 by South Carolina '18
3 by TCU '94
0 by Purdue, BYU, Tenn., Ga. '95, Ga. '98, West Va., Minnesota, South Carolina '18

Rushing:
Attempts
Net Yards
Yards per Carry
Touchdowns

20 by Texas Tech, '08, South Carolina, '18
33 by South Carolina, '18
1.7 by Texas Tech, '08, South Carolina, '18
0 by Purdue, Pitt, Fresno State, Minn., South Car.

Passing:
Attempts
Completions
Completion Pct.
Yards
Had Intercepted
Touchdowns

1 by Navy
0 by Navy
0.0 (0 of 1) by Navy
0 by Navy
0 by Oklahoma, Fresno State '04, TT '08, Auburn '11
0 by West Virginia

Total Offense:
Plays
Net Yards
Avg./Play

56 by TCU
191 by TCU
3.4 by TCU

PUNT RETURNS:
Number
Yards

0 by BC, Ga. '00, West Va., Fresno
-2 by Georgia '95

KICKOFF RETURNS:
Number
Yards

1 by Oklahoma, Boston College, Ga. '00, SC '18
12 by Oklahoma

INTERCEPTIONS BY:
Number
Yards

0 by Boston College, West Va., Fresno St., Texas Tech, SC
0 by Illinois, Boston C., Ga. '95, Ga. '98, West Va., Pittsburgh, Fresno State, Texas Tech, SC

PUNTS:
Number
Average

0 by Illinois '99
20.0 by Tennessee

PENALTIES:
Number
Yards

1 by Pittsburgh
5 by Pittsburgh

FUMBLES:
Number
Lost

0 by Georgia '98, West Virginia, Fresno State
0 by BYU, Ga. '98, West Va., Fresno State, SC

SCORING:
Points
PAT Attempts
PAT Conversions
FG Attempts
FG Made
Touchdowns

0 by South Carolina '18
0 by South Carolina '18
0 by South Carolina '18
0 by Georgia '98, Navy '17
0 by Oklahoma '91, Georgia '98, Illinois '99, Navy, SC '18
0 by South Carolina '18

MISCELLANEOUS:
Time of Possession
3rd Down Conv. Pct.
4th Down Conv. Pct.
Sacks by

17:25 by South Carolina '18
15.4 by TCU '94 (2 of 13)
0.0 by BYU (0-3), Illinois (0-1) '90, WV. (0-1), Pitt (0-2)
0 by Purdue, Brigham Young, TCU

Longest TD drive (Yds.).....95 by Minnesota (9 plays, 4:17)
Longest drive (Yds).....95, Tennessee (9 plays, 4:17, TD)

Longest drive (Plays).....18 by Boston College '94 (78 yds., 6:16, FG)
Longest drive (Time).....8:33 by Pitt '03 (15 plays, 68 yds., lost on downs)

INDIVIDUAL BOWL SUPERLATIVES

VIRGINIA

26, Jordan Ellis vs. South Carolina '18
 170, Mikell Simpson vs. Texas Tech '08
 2, Wali Lundy vs. West Virginia '02
 Wali Lundy vs. Minnesota '05
 96, Mikell Simpson vs. Texas Tech '08
**** (second-longest all-time run in bowl history)*

RUSHING:

Attempts
 Net Yards
 Touchdowns

Long Run

OPPONENT

26, Laurence Maroney, Minnesota '05
 151, Tony Thompson, Tennessee '91
 5, Zach Abey, Navy '17

60, Onterio McCalebb, Auburn '11

PASSING:

Attempts
 Completions
 Completion Pct.
 Yards
 Had Intercepted

Touchdowns

Longest Pass

69, Graham Harrell, Texas Tech '08
 44, SGraham Harrell, Texas Tech '08
 80.6, Cale Gundy, Oklahoma '91 (25 of 31)
 413, Hines Ward, Georgia '95
 3, Jim Everett, Purdue '84;
 3, Quincy Carter, Georgia '98

5, Paul Pinegar, Fresno State '04

78, Glenn Foley to Clarence Cannon,
 Boston College '94

TOTAL OFFENSE:

Plays

Net Yards

73, Graham Harrell, Texas Tech '08

469, Hines Ward, Georgia '95

RECEPTIONS:

Receptions

Yards
 Touchdowns

Long Play

10, David Miles, Brigham Young '87
 Larry Bowie, Georgia '95
 188, David Miles, Brigham Young '87
 2, Joey Mickey, Oklahoma '91
 Clarence Cannon, Boston College '94
 Jameel Cook, Illinois '99
 Jared Ellerson, Minnesota '05
 78, Clarence Cannon from Glenn Foley, BC '94

PUNT RETURNS:

Number

Yards

Longest Return

4, Otis Taylor, Oklahoma, Michael Greer, Ga. '98
 50, Steven Williams, Illinois '90
 35, Steven Williams, Illinois '90

KICKOFF RETURNS:

Number

Yards

Longest Return

5, Champ Bailey, Georgia '98
 104, Champ Bailey, Georgia '98
 62, Quan Bray, Auburn '11

INTERCEPTIONS BY:

Number

Yards

Longest Return

2, Kennedy Wilson, Purdue '84
 Dale Carter, Tennessee '91
 46, Kennedy Wilson, Purdue '84
 44, Dale Carter, Tennessee '91

PUNTS:

Number

Average (Min. 3 Punts)
 Longest Punt

8, Beau Stephens, TCU '94
 Wynn Kopp, Georgia '98

49.5, Andy Lee, Pittsburgh '03 (2 punts)
 64, Jonathan Kilgo, Georgia '00

BOWL SUPERLATIVES

VIRGINIA

24, Wali Lundy vs. West Virginia '02
 12, Connor Hughes vs. West Va.'02
 4, Wali Lundy vs. West Virginia '02
 6, Connor Hughes vs. West Va.'02
 6, Connor Hughes vs. West Va.'02
 1, Scott Secules vs. BYU '87

1, Marcus Wilson
 (pass fr. Scott Secules) vs. BYU '87
 4, Jake McNerney vs. Tennessee '91
 Rafael Garcia vs. TCU '94
 3, Jake McNerney vs. Tennessee '91
 Connor Hughes vs. Pittsburgh '03
 44, Jake McNerney vs. Tennessee '91
 Connor Hughes vs. Pittsburgh '03

SCORING:

Points

Points by Kicking

Touchdowns

PAT Attempts

PAT Conversions

Two-Point Conv. Att.

Two-Point Conv. Made

FG Attempts

FG Made

Longest Made FG

OPPONENT

30, Zach Abbey, Navy '17
 13, Kanon Parkman, Georgia '95
 5, Zach Abbey '17
 9, Neil Rackers, Illinois '99
 9, Neil Rackers, Illinois '99
 1, Pat Thompson, BYU '87
 Andy Kelly, Tennessee '91
 Hines Ward, Georgia '95
 Rasheed Marshall, WVU '02
 1, Brice Hunter (pass fr. Hines
 Ward), Georgia '95
 4, Kanon Parkman, Georgia '95
 4, Kanon Parkman, Georgia '95
 49, Brett Visintainer, Fresno St. '04

VIRGINIA INDIVIDUAL DEFENSIVE BOWL SUPERLATIVES

Tackles 17, Randy Neal vs. Boston College '94

Solo Tackles 15, Randy Neal vs. Boston College '94

Assisted Tackles 11, Tyrone Lewis vs. Oklahoma '91

Tackles for Loss 3, Jerton Evans vs. Georgia '00
 2, Juan Thornhill at Navy '17

Sacks 2, Jamie Sharper vs. Miami (Fla.) '96

Interceptions 2, Ray Daly vs. Purdue '84
 Ronde Barber vs. Miami (Fla.) '96

Passes Broken Up 3, Marcus Hamilton vs. Minnesota '05

Fumbles Caused 1, Preston Hicks vs. Brigham Young '87
 Ray Savage vs. Brigham Young '87
 Keith McMeans vs. Tennessee '91
 Tom Locklin vs. TCU '94
 Joe Crocker vs. Georgia '95
 Boo Battle vs. Illinois '99
 Shernard Newby vs. Illinois '99
 Larry Simmons vs. Georgia '00
 Brennan Schmidt vs. Pittsburgh '03
 Ras-I Dowling vs. Texas Tech '08
 Demetrious Nicholson vs. Auburn '11
 Joey Blount vs. South Carolina '18

Fumbles Recovered 1, Scott Matheson vs. Purdue '84
 Tony Covington vs. Illinois '90
 Greg Jeffries vs. Illinois '90
 Matt Woods vs. Illinois '90
 Don Reynolds vs. Tennessee '91
 Mike Frederick vs. Oklahoma '91
 Aaron Mundy vs. Oklahoma '91
 Mike Frederick vs. Boston College '94
 Ronde Barber vs. Georgia '95
 Duane Ashman vs. Miami (Fla.) '96
 Anthony Poindexter vs. Miami (Fla.) '96
 Byron Thweatt vs. Illinois '99
 Thweatt vs. Georgia '00
 Kai Parham vs. Pittsburgh '03
 Byron Glaspy vs. Texas Tech '08

VIRGINIA BOWL HISTORY GAME-BY-GAME TEAM STATISTICS (RECORDS IN BOLD)

SEASON	BOWL	OPPONENT	RESULT	RUSH ATT	RUSH YDS	RUSH TD	PASS ATT	PASS COMP	PASS YDS	PASS TD	INT	TOTAL YDS
1984	PEACH	PURDUE	W, 27-24	64	274	2	17	8	118	1	2	392
1987	ALL-AMERICAN	BYU	W, 22-16	43	187	2	19	10	162	1	2	349
1989	CITRUS	ILLINOIS	L, 21-31	32	110	1	30	19	212	2	2	322
1990	SUGAR	TENNESSEE	L, 22-23	58	287	2	24	9	62	0	3	349
1991	GATOR	OKLAHOMA	L, 14-48	26	101	0	29	12	142	2	1	243
1993	CARQUEST	BOSTON COLLEGE	L, 13-31	28	85	2	36	21	213	0	0	298
1994	INDEPENDENCE	TCU	W, 20-10	52	237	1	23	14	199	1	2	436
1995	PEACH	GEORGIA	W, 34-27	34	100	2	20	10	156	1	1	256
1996	CARQUEST	MIAMI	L, 21-31	41	155	2	33	15	169	1	1	324
1998	PEACH	GEORGIA	L, 33-35	44	198	2	35	13	236	3	1	434
1999	MICRONPC.COM	ILLINOIS	L, 21-63	36	172	1	35	17	208	2	1	380
2000	O'AHU	GEORGIA	L, 14-37	38	144	1	36	22	226	0	2	370
2002	CONTINENTAL TIRE	WEST VIRGINIA	W, 48-22	39	195	3	23	17	196	2	0	391
2003	CONTINENTAL TIRE	PITTSBURGH	W, 23-16	35	196	1	31	20	244	1	1	440
2004	MPC COMPUTERS	FRESNO STATE	L, 34-37 (OT)	36	260	3	31	18	162	1	0	422
2005	MUSIC CITY	MINNESOTA	W, 34-31	30	103	2	33	26	365	2	1	468
2007	GATOR	TEXAS TECH	L, 28-31	47	269	1	28	17	96	2	0	365
2011	CHICK-FIL-A	AUBURN	L, 24-43	30	123	1	41	26	312	2	1	435
2017	MILITARY	NAVY	L, 7-49	18	30	0	36	16	145	0	1	175
2018	BELK	SOUTH CAROLINA	W, 28-0	48	205	1	31	22	208	3	0	413
TOTAL	20 GAMES	17 OPPONENTS	8-12	779	3,431	30	591	332	3,551	27	22	7,262

OPPONENT BOWL HISTORY GAME-BY-GAME TEAM STATISTICS (RECORDS IN BOLD)

SEASON	BOWL	OPPONENT	OPP RESULT	RUSH ATT	RUSH YDS	RUSH TD	PASS ATT	PASS COMP	PASS YDS	PASS TD	INT	TOTAL YDS
1984	PEACH	PURDUE	L, 24-27	21	75	0	42	22	253	3	3	328
1987	ALL-AMERICAN	BYU	L, 16-22	26	95	1	61	37	394	1	1	489
1989	CITRUS	ILLINOIS	W, 31-21	46	176	1	38	26	321	3	1	497
1990	SUGAR	TENNESSEE	W, 23-22	38	191	2	35	24	273	1	2	464
1991	GATOR	OKLAHOMA	W, 48-14	51	261	4	36	27	357	2	0	618
1993	CARQUEST	BOSTON COLLEGE	W, 31-13	44	166	1	36	25	391	3	2	557
1994	INDEPENDENCE	TCU	L, 10-20	32	126	0	24	8	65	1	1	191
1995	PEACH	GEORGIA	L, 27-34	36	112	1	59	31	413	0	2	525
1996	CARQUEST	MIAMI	W, 31-21	39	60	1	26	16	274	1	2	334
1998	PEACH	GEORGIA	W, 35-33	38	159	3	33	18	222	2	3	381
1999	MICRONPC.COM	ILLINOIS	W, 63-21	48	325	6	26	16	286	3	1	611
2000	O'AHU	GEORGIA	W, 37-14	34	157	2	39	25	241	1	1	398
2002	CONTINENTAL TIRE	WEST VIRGINIA	L, 22-48	52	244	3	20	12	215	0	2	459
2003	CONTINENTAL TIRE	PITTSBURGH	L, 16-23	46	148	0	26	18	246	2	1	394
2004	MPC COMPUTERS	FRESNO STATE	W, 37-34 (OT)	38	222	0	38	23	235	5	0	457
2005	MUSIC CITY	MINNESOTA	L, 31-34	51	198	0	28	18	263	4	1	461
2007	GATOR	TEXAS TECH	W, 31-28	20	34	1	69	44	407	3	0	441
2011	CHICK-FIL-A	AUBURN	W, 43-24	44	273	4	23	12	181	1	0	454
2017	MILITARY	NAVY	W, 49-7	76	452	7	1	0	0	0	0	452
2018	BELK	SOUTH CAROLINA	L, 0-28	20	33	0	39	17	218	0	2	251
TOTAL	20 GAMES	17 OPPONENTS	12-8	800	3,507	37	699	419	5,255	36	25	8,762



Virginia won the 2018 Belk Bowl over South Carolina, 28-0. It gives UVA its third Belk Bowl win, which is the most by any school in Belk Bowl history. UVA won the first two Continental Tire Bowls in 2002 and 2003. Since 2011, the Charlotte bowl has been known as the Belk Bowl. The shutout of South Carolina was the first time an SEC team was shutout in a bowl game since Florida in the 1975 Gator Bowl.



Wall Lundy set the UVA bowl-scoring record with four touchdowns against West Virginia in the inaugural 2002 Continental Tire Bowl, which is currently the Belk Bowl. Lundy's 24 points scored is still a Belk Bowl record.

VIRGINIA TOP-10 BOWL PERFORMANCES

RUSHING YARDS

170	Mikell Simpson (20 carries), 2008 Gator Bowl
127	Wali Lundy (22 carries), 2002 Continental Tire Bowl
114	Howard Petty (21 carries), 1984 Peach Bowl
114	Kevin Brooks (17 carries), 1994 Independence Bowl
110	Thomas Jones (23 carries), 1999 Micronpc.com Bowl
106	Jordan Ellis (26 carries), 2018 Belk Bowl
104	Alvin Pearman (7 carries), 2003 Continental Tire Bowl
103	Tiki Barber (20 carries), 1995 Peach Bowl
96	Thomas Jones (23 carries), 1998 Peach Bowl
90	Nikki Fisher (15 carries), 1991 Sugar Bowl
90	Charles Way (24 carries), 1994 Independence Bowl
90	Wali Lundy (23 carries), 2003 Continental Tire Bowl

PASS YARDS

358	Marques Hagans (25-of-32), 2005 Music City Bowl
312	Michael Rocco (26-of-41), 2011 Chick-fil-A Bowl
244	Matt Schaub (20-of-31), 2003 Continental Tire Bowl
226	Aaron Brooks (12-of-32), 1998 Peach Bowl
208	Bryce Perkins (22-of-31), 2018 Belk Bowl
207	Symmion Willis (19-of-34), 1994 Carquest Bowl
199	Mike Groh (14-of-23), 1994 Independence Bowl
191	Shawn Moore (17-of-27), 1990 Citrus Bowl
182	Matt Schaub (16-of-22), 2002 Continental Tire Bowl
162	Scott Secules (10-of-19), 1987 All-American Bowl
162	Marques Hagans (18-of-30), 2004 MPC Computers Bowl

TOUCHDOWN PASSES

3	Aaron Brooks, 1998 Peach Bowl
3	Bryce Perkins, 2018 Belk Bowl
2	Shawn Moore, 1990 Citrus Bowl
2	Matt Blundin, 1991 Gator Bowl
2	Marques Hagans, 2005 Music City Bowl
2	Michael Rocco, 2011 Chick-fil-A Bowl

RECEPTIONS

12	Olamide Zaccheaus, 2018 Belk Bowl
8	Larry Holmes, 1994 Carquest Bowl
7	Perry Jones, 2011 Chick-fil-A Bowl
6	Aaron Mundy, 1994 Carquest Bowl
6	Germane Crowell, 1996 Carquest Bowl
6	Terrence Wilkins, 1998 Chick-fil-A Bowl
6	Alvin Pearman, 2003 Continental Tire Bowl
6	Deyon Williams, 2005 Music City Bowl
6	Kris Burd, 2011 Chick-fil-A Bowl
5	Herman Moore, 1990 Citrus Bowl
5	Demetrius Allen, 1995 Peach Bowl
5	Thomas Jones, 1999 Micronpc.com Bowl
5	Wali Lundy, 2002 Continental Tire Bowl
5	Heath Miller, 2004 MPC Computers Bowl
5	Tom Santi, 2005 Music City Bowl
5	Emmanuel Byers, 2005 Music City Bowl
5	Mikell Simpson, 2008 Gator Bowl
5	Olamide Zaccheaus, 2017 Military Bowl
5	Hasise Dubois, 2018 Belk Bowl

RECEIVING YARDS

161	Terrence Wilkins, 1998 Peach Bowl
128	Tom Santi, 2005 Music City Bowl
111	Demetrius Allen, 1995 Peach Bowl
103	Kris Burd, 2011 Chick-fil-A Bowl
100	Olamide Zaccheaus, 2018 Belk Bowl
98	Germane Crowell, 1996 Carquest Bowl
93	Larry Holmes, 1994 Carquest Bowl
90	Perry Jones, 2011 Chick-fil-A Bowl
88	Deyon Williams, 2005 Music City Bowl
84	Heath Miller, 2003 Continental Tire Bowl

TOTAL OFFENSE

384	Marques Hagans (358 p, 26 r), 2005 Music City Bowl
314	Aaron Brooks (226 p, 88 r), 1998 Peach Bowl
309	Michael Rocco (312 p, -3 r), 2011 Chick-fil-A Bowl
289	Bryce Perkins (208 p, 81 r), 2018 Belk Bowl
247	Marques Hagans (162 p, 85 r), 2004 MPC Computers Bowl
237	Matt Schaub (244 p, -7 r), 2003 Continental Tire Bowl
225	Shawn Moore (191 p, 34 r), 1990 Citrus Bowl
221	Matt Schaub (182 p, 39 r), 2002 Continental Tire Bowl
214	Mike Groh (199 p, 15 r), 1994 Independence Bowl
213	Symmion Willis (207 p, 7 r), 1994 Carquest Bowl

QB RUSHING YARDS

88	Aaron Brooks, 1998 Peach Bowl
85	Marques Hagans, 2004 MPC Computers Bowl
81	Bryce Perkins, 2018 Belk Bowl
76	Shawn Moore, 1991 Sugar Bowl
60	Aaron Brooks, 1996 Carquest Bowl
45	Don Majkowski, 1984 Peach Bowl
39	Matt Schaub, 2002 Continental Tire Bowl
38	Jameel Sewell, 2008 Gator Bowl
34	Shawn Moore, 1990 Citrus Bowl
27	Bryson Spinner, 2000 Jeep O'ahu Bowl

SCORING

24	Wali Lundy, 2002 Continental Tire Bowl (4 TDs)
18	Olamide Zaccheaus, 2018 Belk Bowl (3 TDs)
12	Demetrius Allen, 1995 Peach Bowl (2 TDs)
12	Terrence Wilkins, 1998 Peach Bowl (2 TDs)
12	Connor Hughes, 2002 Continental Tire Bowl (6 PATs, 2 FGs)
12	Kris Burd, 2011 Chick-fil-A Bowl (2 TDs)
11	Connor Hughes, 2003 Continental Tire Bowl (3 FGs, 2 PATs)
10	Jake McInerney, 1991 Sugar Bowl (3 FGs, 1 PAT)
10	Rafael Garcia, 1995 Peach Bowl (4 PATs, 2 FGs)
10	Connor Hughes, 2004 MPC Computers Bowl (4 PATs, 2 FGs)
10	Connor Hughes, 2005 Music City Bowl (4 PATs, 2 FGs)

TACKLES

17	Randy Neal, 1994 Carquest Bowl
16	Quin Blanding, 2017 Military Bowl
14	James Farrior, 1995 Peach Bowl
14	Angelo Crowell, 2002 Continental Tire Bowl
14	Kai Parham, 2005 Music City Bowl
13	Kai Parham, 2003 Continental Tire Bowl
13	James Hardy, 2004 MPC Computers Bowl
12	Greg McClellan, 1991 Gator Bowl
12	Ahmad Brooks, 2003 Continental Tire Bowl
11	Chris Slade, 1990 Citrus Bowl
11	Keith Lyle, 1991 Gator Bowl
11	Tom Burns, 1994 Carquest Bowl
11	Keith Lyle, 1991 Carquest Bowl
11	Skeet Jones, 1995 Peach Bowl
11	Anthony Poindexter, 1996 Carquest Bowl
11	Wali Rainer, 1998 Peach Bowl
11	Kai Parham, 2004 MPC Computers Bowl
11	Nate Lyles, 2008 Gator Bowl
11	Micah Kiser, 2017 Military Bowl