



VIRGINIA

2014-15 VIRGINIA CAVALIER WOMEN'S BASKETBALL GAME NOTES

Schedule/Results

Nov. 14	OHIO STATE	W, 87-82
Nov. 16	RADFORD	W, 75-47
Nov. 20	at Xavier	W, 71-62
Nov. 23	AUBURN	W, 66-51
Nov. 28	vs. Toledo%	L, 64-62
Nov. 30	vs. FIU	W, 74-61
Dec. 03	at Illinois	L, 86-63
Dec. 06	DELAWARE STATE	W, 100-62
Dec. 16	LONGWOOD	7 pm
Dec. 19	ST. MARY'S	7 pm
Dec. 21	HOWARD	6 pm
Dec. 28	Drexel vs Miami (OH)\$	12 pm
	DAVIDSON \$	2:30 pm
Dec. 29	Miami (OH) vs Davidson \$	4:30 pm
	DREXEL \$	7 pm
Jan 04	at Virginia Tech*	2 pm
Jan. 08	WAKE FOREST*	7 pm
Jan. 11	at Syracuse*	1 pm
Jan. 15	BOSTON COLLEGE*	7 pm
Jan. 18	at Louisville*	3 pm
Jan. 21	at Miami*	7 pm
Jan. 25	GEORGIA TECH*	2 pm
Jan. 29	NC STATE*	7 pm
Feb. 01	at Clemson*	2 pm
Feb. 05	at Notre Dame*	7 pm
Feb. 12	DUKE*	7 pm
Feb. 15	FLORIDA STATE*	1 pm
Feb. 19	at Pittsburgh*	7 pm
Feb. 22	VIRGINIA TECH*	1 pm
Feb. 26	at North Carolina*	7 pm
Mar. 01	LOUISVILLE*	1 pm

* ACC game

% FIU Thanksgiving Classic (Miami, Florida)

\$ Holiday Inn Cavalier Classic

[RSN] - Regional Sports Networks

[ESPN3] - streamed online on ESPN.go.com/
watchespn

All Times Eastern

Rankings are Associated Press

Game # 9 • Dec. 16, 2014 • 7 p.m.

John Paul Jones Arena • Charlottesville, Va.



Longwood Lancers (0-8)
at
Virginia Cavaliers (6-2)



Radio: WINA 1070-AM: Channing Poole, Myron Ripley

TV: none

The Virginia women's basketball team (6-2) hosts Longwood (0-8) on Tuesday, Dec. 16 at 7 p.m., the start of a three-game week for the Cavaliers. Virginia also hosts Saint Mary's (CA) on Friday, Dec. 19, at 7 p.m. and Howard on Sunday, Dec. 21 at 6 p.m.

The Cavaliers went into a nine-day exam break after a 100-62 victory over Delaware State, the first time in the last five years that the Cavaliers have topped the century mark in a contest. The Cavaliers shot a season-best 53.5 percent from the field against the Hornets.

Freshman guard Mikayla Venson (Arlington, Va.) had the best overall shooting performance for a Cavalier so far this season, going 8-of-10 overall (80.0 percent), including 5-of-7 (71.4 percent) from outside the arc and 3-of-3 from two-point range. Sophomore guard Breyana Mason (Woodbridge, Va.) also had a 5-of-7 three-point shooting performance this year in the opener against Ohio State.

Venson's season-high 22 points was the sixth time this season that a Virginia player finished with 20 or more points in a game and makes her the fourth different Cavalier to reach the 20-point plateau.

Mason scored 16 points against the Hornets, going 5-of-9 from the field and 5-of-5 from the free throw line. Mason also had seven assists, the highest single-game total by a Cavalier this season. Mason is currently second in the ACC, averaging 4.5 assists per game. Mason, who finished the 2013-14 campaign with 37 assists, has 36 assists this season.

The victory over DSU also gave UVa a perfect 4-0 mark at John Paul Jones Arena this season with an average margin of victory of 21.5 points in those games.

Projected Starting Lineup

G	1	Mikayla Venson	Fr.	11.5 ppg	2.3 rpg	19 assists
• Scored a season-best 22 pts vs DSU, shooting 80.0 overall and 5-of-7 from 3pt						
G	12	Breyana Mason	So.	10.0 ppg	2.1 rpg	36 assists
• Had seven assists with 16 pts against Delaware St; back to averaging double-digit points						
G	20	Faith Randolph	Jr.	18.5 ppg	3.1 rpg	12 steals
• Two 25-point games this season; All-Tourney at FIU Thanksgiving Classic; 3rd in ACC in scoring						
F	21	Lauren Moses	Fr.	6.8 ppg	6.8 rpg	13 blocks
• 14 pts/ 8 reb vs Toledo; first double-digit rebounding game at Illinois (13)						
F	42	Sarah Imovbioh	Sr.	14.5 ppg	11.9 rpg	6 blks/ 12 stls
• Leads the ACC in rebounding; four double-doubles in first six games						

QUICK FACTS
THE UNIVERSITY OF VIRGINIA

Name.....The University of Virginia
 Founded.....by Thomas Jefferson in 1819
 Nicknames.....Cavaliers, Wahooos, 'Hoos
 Location.....Charlottesville, Va.
 Enrollment.....21,238 (14,898 undergraduate)
 President.....Teresa A. Sullivan (Michigan State '70)
 Athletics Director.....Craig Littlepage (Pennsylvania '73)
 Conference.....Atlantic Coast Conference (ACC)
 Colors.....Orange and Blue
 Official Athletics Websites.....VirginiaSports.com
VirginiaSportsTV.com
 University Website.....virginia.edu

WOMEN'S BASKETBALL INFORMATION

First Season of Basketball.....1973-74
 All-Time Record.....846-399 (42nd year)*
 All-Time Home Record.....410-184*
 John Paul Jones Arena.....108-34 (9th season)*
 University Hall.....302-149
 All-Time ACC Record.....330-185 (35 years)*
 Home Facility.....John Paul Jones Arena (14,593)
 Press Row Phone Number.....434-962-0579
 NCAA Tournament Appearances/Last.....24/2010
 NCAA Tournament Record.....33-24
 WNIT Tournament Appearances/Last.....5/2012
 WNIT Tournament Record.....11-6
 2013-14 Record.....14-17
 ACC Record/Finish.....6-10/10th
 Letterwinners Returning/Lost.....7/4
 Starters Returning/Lost.....2/3
 Newcomers.....4

COACHING & SUPPORT STAFF

Head Coach.....Joanne Boyle
 Career Record.....265-137*
 Virginia Record.....61-44*
 Associate Head Coach.....Kim McNeill
 Assistant Coach.....La'Keshia Frett Meredith
 Assistant Coach.....Cory McNeill
 Asst AD WBB Operations.....Sarah Holsinger
 Assistant Director of Operations.....Hadley Zeavin
 Video Coordinator.....James Rogol
 Athletic Trainer.....Shannon Soares
 Strength & Conditioning.....Robb Hornett
 Equipment Manager.....Matt Althoff

*records updated as of 12/14/14

INTERVIEW POLICY

All interview requests for Virginia women's basketball must be made through Melissa Dudek in the Virginia Athletics Media Relations Office. Players' individual phone numbers will not be given to the media at any time. Game day interviews will not be granted until the postgame press conference opportunity. Please give a minimum of 24 hours notice for all interview requests.

ON DECK

- The Cavaliers face Saint Mary's (7-2) on Friday and Howard (1-9) on Sunday. Sunday's game is at 6 pm instead of the usual Sunday afternoon matinee as the men's team playing Harvard at noon.

HOOS HOT

- In the last three games, Mikayla Venson is 17-of-24 from the field, making 70.8 percent of her shots
- Over the last five games, Venson is 24-of-38 (63.2 percent)
- Venson was 8-of-12 from three-point range last week (66.7 percent)
- Sarah Beth Barnette was 4-of-5 shooting against Delaware State
- Sydney Umeri went 3-of-4 from the field against DSU

SCOUTING THE LANCERS

- The Lancers are coming off a 60-44 loss to UNC Asheville on Sunday, their second conference contest of the season
- This is Longwood's third game this year against an ACC school, falling 64-60 at Wake Forest in the season-opener and 74-42 at Virginia Tech on Dec. 2
- Kyndal Skersick leads the Lancers, averaging 10.6 points per game
- Khalilah Ali is their leading rebounder, averaging 5.6 per game
- The Lancers are shooting 34.1 percent this season and 27.6 percent from three-point range, averaging 53.9 points per game
- Longwoods opponents are averaging 24.7 more points and 12.6 rebounds per game than the Lancers

ACC LEADERS

- Sarah Imovbioh leads the ACC in rebounding (11.9 per game) and in offensive rebounds per game (5.6)
- Imovbioh is third in the nation in offensive rebounds per game and 11th in total rebounds per game
- Imovbioh is fifth in field goal % (61.3) and 12th in the nation
- Imovbioh is 14th in the ACC points per game (14.5)
- Imovbioh's 24 rebounds against Ohio State is still the highest single-game total by an ACC player this season
- Faith Randolph is third in the ACC in points per game (18.5)
- Randolph is seventh in free throw percentage (86.2)
- Randolph is tied for fifth in three-point percentage (45.9)
- Lauren Moses is sixth in blocked shots (1.6 per game)
- Moses is 14th in rebounding (6.8)
- Breyana Mason is third in assist-to-turnover ratio (2.8)
- Mason is second in assists per game (4.5)
- The Cavaliers are fourth in the ACC in field goal percentage (44.4) as well as three-point shooting percentage (36.1)

HOT SHOOTING

- Sarah Imovbioh was 7-of-9 (77.7 percent) from the field against Auburn and 7-of-8 from the line
- Mikayla Venson was 6-of-8 from the field against Radford and 3-of-4 against Auburn. All four of her shots against Auburn were from beyond the arc.
- Venson was 5-of-7 from the field against FIU
- Breyana Mason was 4-of-6 (66.7 percent) shooting against Auburn
- Aliyah Huland El went 2-of-3 from 3-point range against FIU
- Sydney Umeri was 4-of-7 at Illinois and 3-of-4 against DSU

DISHING IT OUT

- Breyana Mason had seven assists against Delaware State, the most assist by a UVa player in a game this season
- Mason is second in the ACC with 4.5 assists per game
- Mason is third in the ACC in assist-to-turnover ratio at +2.8. She started the week ranked No. 26 nationally in that stat.
- Sarah Beth Barnette had a career-high five assists against Delaware State
- Ten out of Virginia's 11 players had at least one assist against Delaware State

THREE-POINT SHOOTING

- The Cavaliers were 7-of-10 from three-point range against Auburn, the first time Virginia had a 70 percent or better three-point efficiency since making 5-of-7 (71.4 percent) against UCSB in an NCAA Tournament game in 2008.
- Faith Randolph was 9-of-16 (56.3 percent) from three-point range through the first four games of the year
- Breyana Mason went 5-of-7 from three point range in the opener against Ohio State, but hadn't taken another three-point shot until going 0-for-1 against Toledo
- Mikayla Venson matched that performance, making five of her seven three-point attempts against Delaware State
- Virginia as a team ranks fifth in the ACC in three-point shooting percentage (36.1)

BLOCKED SHOTS

- Last season, the Cavaliers averaged 1.4 blocked shots per game, which ranked 337th nationally out of 343 teams
- This season, the Cavaliers are averaging 4.1 per game
- Freshman forward Lauren Moses has 13 blocked shots, ranking sixth in the ACC
- Sarah Imovbioh had four blocked shots last season. This year, she already has five.

LAST ROAD GAME OF 2014

- The Illinois game was Virginia's last road contest of the caeldnar year. The Cavaliers will not hit the road again until kicking off ACC play at Virginia Tech on Jan. 4, 2015 and will not leave the Commonwealth until playing at Syracuse on Jan. 11.

FORCING TURNOVERS

- The Cavaliers forced 25 turnovers against FIU, scoring 31 points off the miscues. Virginia only turned the ball over seven times in the game.
- The Cavaliers forced 20 Radford turnovers while only committing five.
- Both Mikayla Venson and Sarah Imovbioh had five steals in the FIU game.
- Seven different players had at least one steal against Radford.

Blue Ribbon Panel ACC Preseason Poll

1. Notre Dame (835 points, 38 1st Pl)
2. Duke (733, 1 1st Pl)
3. Louisville (724, 2 1st Place)
4. North Carolina (707)
5. Florida State (545)
6. Syracuse (536)
7. Georgia Tech (508)
8. Miami (421)
9. NC State (407)
- 10. Virginia (334)**
11. Wake Forest (295)
12. Virginia Tech (184)
13. Boston College (178)
14. Clemson (169)
15. Pittsburgh (144)

Blue Ribbon Panel Preseason All-ACC Team

Elizabeth Williams, Sr., C/F, Duke
Kaela Davis, So., G, Georgia Tech
Sara Hammond, Sr., F, Louisville
Allisha Gray, So., G, North Carolina
Stephanie Mavunga, So, F, UNC
Xylina McDaniel, Jr., F, North Carolina
Lindsay Allen, So., G, Notre Dame
Jewell Loyd, Jr., G, Notre Dame
Brittney Sykes, Jr., G, Syracuse
Dearica Hamby, Sr., F, Wake Forest

Blue Ribbon Panel Preseason ACC Player of the Year

Jewell Loyd, Jr., G, Notre Dame

Blue Ribbon Panel ACC Newcomer Watch List

Sierra Calhoun, Fr., G/F, Duke
Rebecca Greenwell, R-Fr., G, Duke
Shakayla Thomas, Fr., F, Florida State
Mariya Moore, Fr., G, Louisville
Brianna Turner, Fr., G, Notre Dame

This Week in the ACC**Monday, Dec. 15**

Old Dominion at Louisville

Tuesday, Dec. 16

Oregon State at North Carolina

North Florida at Florida State

Canisius at Syracuse

Longwood at Virginia

Wednesday, Dec. 17

Liberty at NC State

Oklahoma at Duke

Alabama State at Georgia Tech

Thursday, Dec. 18

Towson at Wake Forest

Miami at UCLA

Ball State at Pitt

Louisville at Grand Canyon

Friday, Dec. 19

Saint Mary's at Virginia

Syracuse at Baylor

Davidson at NC State

UMass Lowell at Duke

Longwood at Clemson

Maine at North Carolina

Savannah State at Florida State

Miami at Tulane

Saturday, Dec. 20

Georgia Tech at St Francis

Missouri at Wake Forest

Sunday, Dec. 21

Howard at Virginia

Hofstra at Boston College

Saint Joseph's at Notre Dame

Radford at Virginia Tech

Youngstown St at Pitt

S Carolina St at Clemson

Kentucky at Duke

Elon at North Carolina

Syracuse at Michigan State

Louisville at California

Monday, Dec. 22

Florida State at Tulane

100-POINT GAME

- Virginia defeated Delaware State, 100-62, before finals break
- After Delaware State tied the game, 11-11, on a pair of free throws seven minutes into the game, Virginia went on a 30-4 run, including a span in which UVa scored 18-straight points.
- The Cavaliers went into halftime with a 55-25 lead with three players already with double-digit points. Virginia outscored Delaware State, 45-37, in the second half.
- Freshman forward Jae'Lisa Allen scored a layup with 17 seconds remaining in the game, the first points of her career, to give UVa its first 100-point game since the Cavaliers scored 110 points in a Nov. 18, 2009 game against USC Upstate.
- Virginia had five players finish the game scoring in double figures. Mikayla Venson had the first 20-point performance of her career, finishing with 22 points, going 8-of-10 from the field, including 5-of-7 from three-point range.
- Breyana Mason scored 16 points while also dishing seven assists with three rebounds and three steals.
- Sarah Beth Barnette had a career-high 11 rebounds to lead the team while also scoring nine points with five assists a block and a steal.

ACC/BIG TEN CHALLENGE

- The Cavaliers now have a 5-3 record all-time in the Challenge after falling 86-63 at Illinois.
- For only the second time in ACC/Big Ten Challenge history, the challenge ended in a tie with each conference winning seven games
- The ACC moves to 6-0-2 all-time in the Challenge with a 54-39 record against the Big Ten in Challenge games.
- Virginia started the game in a 13-0 deficit after going 0-for-8 from the field while also committing five turnovers before making their first field goal 8:12 into the contest.
- The Illini, who led 38-22 at the break, started the second half on a 21-5 run to put the game out of reach.
- Junior guard Faith Randolph (Derwood, Md.) led the Cavaliers with 16 points. Freshman forward Lauren Moses (Mount Holly, N.J.) had a season-high 13 rebounds, scoring five points with two blocked shots.
- The Illini shot 50.0 percent, including making 17 of 28 shots (60.7 percent) in the second half. Virginia shot 37.5 percent in the game. The Cavaliers held a 42-29 rebounding edge. UVa committed 18 turnovers while the Illini turned the ball over 11 times.

FIU THANKSGIVING CLASSIC TOURNAMENT

- Faith Randolph was named to the All-Tournament team, scoring 21 points against Toledo and 16 against FIU
- The Cavaliers suffered their first defeat of the season, falling 64-62 in their opening-round game against Toledo. Virginia held a 10-point lead, 51-41, with 11 minutes remaining in the game, but Florida International chipped away at the deficit, coming back to tie and then take a 56-55 lead with 3:22 remaining. The final minute of play included three lead changes beginning with Toledo taking a 61-60 lead with 32 seconds remaining after Virginia committed an offensive foul. Mikayla Venson swung the score back in UVa's favor, pulling up for a free-throw-line jump shot with 13 seconds remaining. Zanoquera hit a three-pointer with five seconds left in the game to give the Rockets a 64-62 lead. Venson fired off a three-point attempt as the buzzer sounded, but it

clanged off the rim.

- In the consolation final, Virginia earned a 74-61 victory over FIU.
- Virginia, which led the entire game, forced 25 FIU turnovers, scoring 31 points off the miscues.
- Virginia had four players finish the game with double-digit points, led by Sarah Imovbioh who logged her fourth double-double of the season with 16 points and 10 rebounds while also matching a career high with five steals.
- Virginia went 7-of-7 from the field to start the game and 5-of-5 to start the second half.

RAINING THREES VS AUBURN

- Virginia won its fourth-straight game with a 66-51 victory
- The Cavaliers broke open a five-point game by going on a 19-3 run early in the second half, making 10 of their first 13 field goal attempts in the period while Auburn went 3-of-14 in the same span. The Tigers also committed five turnovers during that same span.
- Virginia's hot-shooting second-half performance propelled the Cavaliers to a 20-point advantage with 9:16 remaining in the second half. Virginia held a 21-point lead heading into the final two minutes of play, but Auburn capitalized on four late UVa turnovers to go on a 6-0 run to close out the game.
- The Cavaliers shot 70.0 percent from three-point range, making seven of 10 while Auburn was 8-of-20 for 40.0 percent. It was the first time Virginia had a 70 percent or better three-point efficiency since making 5-of-7 (71.4 percent) against UCSB in an NCAA Tournament game in 2008.
- Sarah Imovbioh had her third double-double of the season, reaching double figures in points and rebounds by halftime and finishing with 21 points and 13 rebounds. Faith Randolph scored 18 points on 6-of-13 shooting, including going 3-of-4 from three-point range. Mikayla Venson scored 10 points.

ACC PLAYER OF THE WEEK (NOV. 17)

- Virginia senior center Sarah Imovbioh has been named the Atlantic Coast Conference Women's Basketball Player of the Week
- Imovbioh set the Virginia single-game rebounding record with 24 boards against Ohio State, and accounted for almost half of Virginia's 51 total rebounds in the game.
- Against Radford, Imovbioh only played 20 minutes, but still nearly had another double-double with 14 points and 9 boards.
- Imovbioh averaged 16 points and 16.5 rebounds in UVa's two wins.
- Imovbioh is the first Cavalier to earn this honor since Chelsea Shine was named the ACC Player of the Week on Nov. 21, 2011 after Virginia upset No. 3 Tennessee, 69-64, in overtime.

ROAD WIN AT XAVIER

- Virginia led nearly the entire game, taking a 37-25 lead into halftime.
- Xavier made just one three pointer on 11 attempts in the first half, but went 7-of-14 after the break, including Jada Byrd hitting a three-pointer as time expired, to cut the final deficit to single digits.
- The Cavaliers were 3-of-7 from three-point range and 10-of-12 from the free throw line, shooting 46.8 percent overall from the field. Virginia outrebounded Xavier, 44-33, with UVa scoring 17 second-chance points.
- Faith Randolph scored 26 points, matching her career high. Randolph went 8-of-8 from the free throw line, helping her to her second 25-point game of the season.
- Sarah Imovbioh finished with 18 points and 13 rebounds.
- Breyana Mason (6) and Mikayla Venson (5) accounted for 11 of Virginia's 14 assists.

Last Week in the ACC

Wednesday, Dec. 3

Illinois 86, Virginia 63
Middle Tennessee 69, Clemson 28
Florida State 67, Purdue 64
Pittsburgh 78, Pitt 74
Michigan 83, Wake Forest 69
Indiana 76, Boston College 67
Notre Dame 92, Maryland 72
Minnesota 60, NC State 55
Nebraska 60, Duke 54

Thursday, Dec. 4

North Carolina 96, Rutgers 93 2OT
Michigan State 79, Georgia Tech 73 OT
Syracuse 61, Penn State 39
Louisville 86, Iowa 52
Northwestern 70, Virginia Tech 45
Miami 66, Wisconsin 54

Saturday, Dec. 6

Virginia 100, Delaware State 62
Virginia Tech 74, Longwood 42
Connecticut 76, Notre Dame 58
Miami 65, Jacksonville 36
Clemson 76, Tenn Tech 61

Sunday, Dec. 7

Arizona 72, Wake Forest 69 OT
South Carolina 51, Duke 50
Duquesne 87, Pitt 77
Boston College 73, Hartford 61
NC State 84, Elon 51
Kentucky 77, Louisville 68
Florida State 77, Florida 51

Wednesday, Dec. 10

Virginia Tech 80, NC Central 44
Holy Cross 80, Boston College 64
Notre Dame 94, DePaul 93 OT

Saturday, Dec. 13

Notre Dame 70, Michigan 50
Miami 70, Coppin State 54
Clemson 72, North Dakota 67
NC State 85, Mount St. Mary's 60

Sunday, Dec. 14

Virginia Tech 79, W Carolina 58
Richmond 79, Wake Forest 72
Syracuse 70, NC Central 25
Pitt 72, Drexel 53
North Carolina 84, App State 52
Florida State 66, Temple 62
BC 64, New Hampshire 58
Georgia Tech 88, C Arkansas 50

ROUTING RADFORD

- Virginia closed out the opening homestand with a 75-47 victory over Radford.
- UVa had four players end the game in double-figures. Mikayla Venson (12 points on 6-of-8 shooting), Sarah Imovbioh (14 points with nine rebounds in 20 minutes on the court), Breyana Mason (11 points, five assists.) and Faith Randolph (11).
- Virginia never trailed in the game, holding a 31-21 advantage at halftime and outscored the Highlanders 44-26 after the break.
- Virginia forced 20 turnovers, with seven different Cavaliers getting at least one steal, scoring 21 points off the miscues. Radford outrebounded Virginia 43-38, scoring 23 second-chance points to Virginia's 13.

OHIO STATE OPENER

- Virginia topped Ohio State, 87-82 in the season-opener
- Sarah Imovbioh pulled in a school-record 24 rebounds while also scoring 18 points for her 16th career double-double.
- The game, which featured 18 lead changes and six ties, was knotted 79-79 with a minute remaining. Randolph drove through the Ohio State zone, converting a layup with 51 seconds left on the clock to give UVa an 81-79 advantage. After Ohio State missed a three-pointer on the opposite end, Lauren Moses came up with the rebound, her seventh of the game. The Cavaliers went 6-for-6 from the free throw line in the final 36 seconds of the game to secure the season-opening victory.
- Breyana Mason scored a career-high 22 points, going 8-of-11 from the field including making five of seven three-point attempts, with six assists.
- Faith Randolph led the Cavaliers with a 25-point performance.
- Virginia has won nine of its last ten season-openers and has never lost a home opener at John Paul Jones Arena, winning its first home game in each of the last 15 seasons.

2015-16 RECRUITING CLASS

- The Cavaliers signed three post players (two forwards and a center) to join the team in 2015-16
- Debra Ferguson, a 6-4 center from Madison Heights, Va., has averaged 10.7 points, 8.0 rebounds and 2.3 blocks per game.
- Ferguson, whose Amherst County High is located an hour south of Charlottesville, is a two-time Second-Team All-Seminole District honoree and also named First-Team All-Conference 23 last season.
- Moné Jones, a 6-3 forward from Durham, N.C., averaged 10 points, eight rebounds, six blocks and 1.5 assists per game last season, helping to lead Riverside High to the state tournament's elite eight.

ACC STANDINGS (through games of 12/4/14)

1.	North Carolina	(9-0, 0-0)
	Notre Dame	(10-1, 0-0)
	Florida State	(9-1, 0-0)
	Louisville	(8-1, 0-0)
	Syracuse	(7-1, 0-0)
	Miami (Fl.)	(7-2, 0-0)
	Virginia	(6-2, 0-0)
	NC State	(7-3, 0-0)
	Pittsburgh	(6-3, 0-0)
	Virginia Tech	(7-4, 0-0)
	Duke	(5-3, 0-0)
	Boston College	(6-4, 0-0)
	Georgia Tech	(6-4, 0-0)
	Wake Forest	(6-4, 0-0)
	Clemson	(5-5, 0-0)

- Jones is ESPN-W's No. 61 overall recruit and ranked No. 11 at her position.
- Jones earned PAC 6 All-Conference honors in 2012, 2013, and 2014 in both basketball and volleyball.
- Jones participated in the 2014 USA Basketball Women's U18 National Team Trials last May.
- Shakyna Payne, a 6-3 forward from Acworth, Ga. (the same hometown as sophomore forward Sydney Umeri), averaged 12.6 points, 10.7 rebounds and 1.2 blocks per game last season at Etowah High School, leading her team in rebounding all three years, before transferring to Southwest Atlanta Christian Academy for her senior season.
- After earning All-County honorable mention as a freshman, she was named to the second team her sophomore year before garnering first-team accolades last season.

HIGH POWERED PREP SCORING

- The Cavaliers have three players who scored over 1800 points in their prep careers.
- Aliyah Huland El leads the pack with 2286 followed by Breyana Mason at 1979 and Lauren Moses at 1823.
- Mason was the 2013 Gatorade High School State



2014-15 VIRGINIA WOMEN'S BASKETBALL

NUMERICAL

NO.	NAME	POS.	HT.	CLASS	HOMETOWN / PREVIOUS SCHOOL
1	Mikayla Venson	Guard	5-7	FR	Arlington, Va./Yorktown
2	Jae'Lisa Allen	Forward	6-2	FR	Pine Bluff, Ark./White Hall
3	Sarah Beth Barnette	Forward	6-2	SR	Lexington, Ky./Lexington Christian Academy
10	J'Kyra Brown*	Guard	5-11	SO	Rocky Mount, N.C./Rocky Mount
12	Breyana Mason	Guard	5-8	SO	Woodbridge, Va./Forest Park
13	Tiffany Suarez	Guard	5-11	SO	Miami, Fla./Our Lady of Lourdes
15	Jaryn Garner	Guard	5-7	JR	Sewell, N.J./Germantown Academy (Pa.)
20	Faith Randolph	Guard	5-10	JR	Derwood, Md./Our Lady of Good Counsel
21	Lauren Moses	Forward	6-2	FR	Mount Holly, N.J./Rancocas
23	Aliyah Huland El	Guard	6-1	FR	Randolph, N.J./Randolph
42	Sarah Imovbioh	Center	6-2	SR	Abuja, Nigeria/St. Anne's-Belfield (Va.)
44	Sydney Umeri	Forward	6-1	SO	Acworth, Ga./The Lovett School

ALPHABETICAL

NO.	NAME	POS.	HT.	CLASS	HOMETOWN / PREVIOUS SCHOOL
2	Jae'Lisa Allen	Forward	6-2	FR	Pine Bluff, Ark./White Hall
3	Sarah Beth Barnette	Forward	6-2	SR	Lexington, Ky./Lexington Christian Academy
10	J'Kyra Brown*	Guard	5-11	SO	Rocky Mount, N.C./Rocky Mount
15	Jaryn Garner	Guard	5-7	JR	Sewell, N.J./Germantown Academy (Pa.)
23	Aliyah Huland El	Guard	6-1	FR	Randolph, N.J./Randolph
42	Sarah Imovbioh	Center	6-2	SR	Abuja, Nigeria/St. Anne's-Belfield (Va.)
12	Breyana Mason	Guard	5-8	SO	Woodbridge, Va./Forest Park
21	Lauren Moses	Forward	6-2	FR	Mount Holly, N.J./Rancocas
20	Faith Randolph	Guard	5-10	JR	Derwood, Md./Our Lady of Good Counsel
13	Tiffany Suarez	Guard	5-11	SO	Miami, Fla./Our Lady of Lourdes
44	Sydney Umeri	Forward	6-1	SO	Acworth, Ga./The Lovett School
1	Mikayla Venson	Guard	5-7	FR	Arlington, Va./Yorktown

*will sit out the 2014-15 season

PRONUNCIATION GUIDE

Jae'Lisa Allen	JUH-lisa
J'Kyra Brown	Juh-KYE-rah
Aliyah Huland El	uh-LEE-uh HOO-land ELLE
Sarah Imovbioh	Ih-MOE-bee-OH
Sydney Umeri	OO-merry
La'Keshia Frett Meredith	Luh-KEY-shah

JAE'LISA ALLEN #2

Freshman • Forward • 6-2 • Pine Bluff, Ark. • White Hall



2014-15

- Made her collegiate debut against Radford (11/16), playing the final four minutes of the game
- Scored her first collegiate points in the final 30 seconds of the Delaware State game, giving the Cavaliers the basket that pushed them to the century mark

HIGH SCHOOL

- 2011-14 All-Conference
- 2014 All-State
- 2014 Full Court Award
- 2012 and 2013 All-Tournament honoree at the Music City Madness tournament
- 2014 McDonald's All-America nominee

PERSONAL

- Mother is Lisa Ruth
- Has volunteered her time with Toys for Tots, Special Olympics and the Salvation Army Bell-Ringing Campaign
- Enjoys singing and drawing
- Undeclared major

2014-15 GAME-BY-GAME:

Opponent	GS	FG-FGA	3FG-3FGA	FT-FTA	Off-Def	Total Reb	PF	Points	A	TO	Blk	Stl	Min
OHIO STATE		DNP											
RADFORD		0-1	0-0	0-0	0-0	0	0	0	0	0	0	0	4
at Xavier		DNP											
AUBURN		DNP											
vs Toledo		DNP											
at FIU		DNP											
at Illinois		DNP											
DELAWARE ST		1-2	0-0	0-0	0-1	1	2	2	0	0	0	0	6

SINGLE GAME BESTS

POINTS

Season: 2

Career:

REBOUNDS

Season: 1

Career:

FG MADE

Season: 1

Career:

FG ATTEMPTS

Season:

Career:

3 PT FG MADE

Season:

Career:

3 PT FG ATTEMPTS

Season:

Career:

FT MADE

Season:

Career:

FT ATTEMPTS

Season:

Career:

ASSISTS

Season:

Career:

BLOCKS

Season:

Career:

STEALS

Season:

Career:

VIRGINIA CAREER STATISTICS

Year	G-GS	Min/Avg	FG-FGA	Pct.	3FG-A	Pct.	FT-FTA	Pct.	O-D	T	Avg.	Pf-DQ	Ast	TO	Blk	St	Pts	Avg
2014-15	2-0	10/5.0	1-3	.333	0-0	.000	0-0	.000	0-1	1	0.5	2-0	0	0	0	0	2	1.0

SARAH BETH BARNETTE #3

Senior • Forward • 6-2 • Lexington, KY • Lexington Christian Academy



2014-15 SEASON

- Pulled in six rebounds against Auburn
- Had a team-high 11 rebounds against Delaware State, narrowly missing a double-double with 9 pts while also adding five assists and blocking a shot

2013-14 SEASON

- Appeared in 23 games, averaging 7.7 minutes per game
- Pulled in a career-high seven rebounds against High Point
- Scored six points with two rebounds, an assist and a steal in 11 minutes against UMES

AT A GLANCE

- Sat out the 2011-12 season due to NCAA transfer rules
- Played one season at Kentucky, appearing in 29 games and averaging 1.7 points and 1.6 rebounds per game
- Averaged 23.6 points, 8.7 rebounds, 2.4 steals, 2.2 assists and 1.9 blocks per game for Lexington Christian Academy and finished her high school career with 1,928 points and 1,076 rebounds
- 2010 Kentucky Miss Basketball
- 2010 Gatorade Kentucky Player of the Year

2014-15 GAME-BY-GAME:

Opponent	GS	FG-FGA	3FG-3FGA	FT-FTA	Off-Def	Total Reb	PF	Points	A	TO	Blk	Stl	Min
OHIO STATE		0-3	0-3	0-0	1-1	2	1	0	1	0	0	0	11
RADFORD		1-2	1-1	0-0	2-2	4	1	3	0	0	0	0	17
at Xavier		0-0	0-0	0-0	0-1	1	1	0	0	1	0	0	3
AUBURN		1-2	1-1	0-1	0-6	6	2	3	2	2	0	0	17
vs Toledo		0-1	0-1	0-0	0-1	1	1	0	0	0	0	0	2
at FIU		0-2	0-2	0-0	0-0	0	2	0	0	0	1	0	7
at Illinois		0-0	0-0	0-0	0-0	0	0	0	0	0	0	0	3
DELAWARE ST		4-5	0-1	1-2	4-7	11	0	9	5	0	1	1	17

SINGLE GAME BESTS

POINTS

Season: 9 vs Delaware State (12/06/14)
Career: 10 vs. JMU (11/19/12)

REBOUNDS

Season: 11 vs Delaware State (12/06/14)
Career: 7 (2x) last vs. LA Tech (11/16/13)

FG MADE

Season: 4 vs Delaware State (12/06/14)
Career: 5 vs. JMU (11/19/12)

FG ATTEMPTS

Season: 5 vs Delaware State (12/06/14)
Career: 7 (2x) last vs. Providence (11/18/12)

3 PT FG MADE

Season:
Career: 2 at Clemson (02/21/13)

3 PT FG ATTEMPTS

Season:
Career: 5 at Clemson (02/21/13)

FT MADE

Season:
Career: 2 at Minnesota (11/29/12)

FT ATTEMPTS

Season:
Career: 3 vs. Coppin State (12/28/13)

ASSISTS

Season: 5 vs Delaware State (12/06/14)
Career: 5 vs Delaware State (12/06/14)

BLOCKS

Season: 1
Career: 1

STEALS

Season: 1
Career: 2 vs. Wake Forest (02/25/13)

VIRGINIA CAREER STATISTICS

Year	G-GS	Min/Avg	FG-FGA	Pct.	3FG-A	Pct.	FT-FTA	Pct.	O-D	T	Avg.	Pf-DQ	Ast	TO	Blk	St	Pts	Avg
2012-13	21-0	179/8.5	17-45	.378	5-21	.238	2-2	1.000	12-17	29	1.4	21-0	8	11	4	6	41	2.0
2013-14	23-0	178/7.7	15-40	.375	3-15	.200	4-9	.444	9-31	40	1.7	30-0	6	8	1	2	37	1.6
2014-15	8-0	77/9.6	6-15	.400	2-9	.222	1-3	.333	7-18	25	3.1	8-0	8	3	2	1	15	1.9
TOTAL	52-0	434/8.3	38-100	.380	10-45	.222	7-14	.500	28-66	94	1.8	59-0	22	22	7	9	93	1.8

J'KYRA BROWN

#10



Sophomore • Guard • 5-11 • Rocky Mount, N.C. • Rocky Mount

2014-15

- Will sit out the season under NCAA rules after transferring from East Carolina

2013-14 AT EAST CAROLINA

- Averaged 5.9 points per game while twice earning Conference USA Freshman of the Week honors
- Scored a season-high 29 points against Louisiana Tech, going 11-of-14 from the field and 6-of-8 from three-point range against the Lady Techsters

HIGH SCHOOL

- Finished her junior year as the leader in scoring (23.3 points per game), three-point field goals, free throws, and assists (3.2 assists per game), totalling a team-high 676 points
- Averaged 14.8 points per game as a sophomore, finishing the year with 430 points, while averaging 5.3 rebounds per game, 3.1 assists per game, 2.4 steals per game and 1.0 blocks per game
- Two-time All-State honoree
- Big East Conference (HS) Player of the Year as both a sophomore and a junior.
- Two-time Rocky Mount Telegram All-Area Player of the Year (2011, 2012)

PERSONAL

- Daughter of James and Jacqueline Brown
- Has two older siblings, James III and Jacquestavius
- Undeclared major

2014-15 GAME-BY-GAME:

Opponent	GS	FG-FGA	3FG-3FGA	FT-FTA	Off-Def	Total Reb	PF	Points	A	TO	Blk	Stl	Min
Will Not Play													

SINGLE GAME BESTS

POINTS

Season: _____

Career: _____

REBOUNDS

Season: _____

Career: _____

FG MADE

Season: _____

Career: _____

FG ATTEMPTS

Season: _____

Career: _____

3 PT FG MADE

Season: _____

Career: _____

3 PT FG ATTEMPTS

Season: _____

Career: _____

FT MADE

Season: _____

Career: _____

FT ATTEMPTS

Season: _____

Career: _____

ASSISTS

Season: _____

Career: _____

BLOCKS

Season: _____

Career: _____

STEALS

Season: _____

Career: _____

VIRGINIA CAREER STATISTICS

Year	G-GS	Min/Avg	FG-FGA	Pct.	3FG-A	Pct.	FT-FTA	Pct.	O-D	T	Avg.	Pf-DQ	Ast	TO	Blk	St	Pts	Avg
------	------	---------	--------	------	-------	------	--------	------	-----	---	------	-------	-----	----	-----	----	-----	-----

JARYN GARNER

#15

Junior • Guard • 5-7 • Sewell, N.J. • Germantown Academy (Pa.)



2014-15 SEASON

2013-14 SEASON

- Appeared in 22 games, averaging 5.3 minutes per game
- Scored eight points, going 2-of-2 from the field and 3-of-3 at the line, at Florida Gulf Coast, also grabbing three rebounds
- Had three steals in seven minutes against UMES

AT A GLANCE

- In high school, was a McDonald's All-American nominee
- Ranked a three-star prospect by ESPNHoopGurlz
- On the Germantown Academy top-ten list for career steals

2014-15 GAME-BY-GAME:

Opponent	GS	FG-FGA	3FG-3FGA	FT-FTA	Off-Def	Total	Reb	PF	Points	A	TO	Blk	Stl	Min
OHIO STATE	DNP													
RADFORD	DNP													
at Xavier	DNP													
AUBURN	DNP													
vs Toledo	DNP													
at FIU	DNP													
at Illinois	DNP													
DELAWARE ST	DNP													

SINGLE GAME BESTS

POINTS

Season: 8 at FGCU (12/21/13)
Career: 10 vs Wake Forest (02/25/13)

REBOUNDS

Season: 3 at FGCU (12/21/13)
Career: 4 vs Wake Forest (02/25/13)

FG MADE

Season: 2 (2x) last vs. Clemson (02/02/14)
Career: 4 vs Wake Forest (02/25/13)

FG ATTEMPTS

Season: 4 (2x) last at Georgia Tech (02/14/14)
Career: 9 vs Wake Forest (02/25/13)

3 PT FG MADE

Season: 1 at FGCU (12/21/13)
Career: --

3 PT FG ATTEMPTS

Season: 1 (3x) last vs. Clemson (02/02/14)
Career: --

FT MADE

Season: 3 at FGCU (12/21/13)
Career: 4 at Maryland (12/06/12)

FT ATTEMPTS

Season: 3 at FGCU (12/21/13)
Career: 5 at Maryland (12/06/12)

ASSISTS

Season: 1 (4x) last at Duke (01/16/14)
Career: 2

BLOCKS

Season: 1 at Georgia Tech (02/14/14)
Career: --

STEALS

Season: 3 vs. UMES (12/17/13)
Career: 3 vs. UMES (12/17/13)

CAREER STATISTICS

Year	G-GS	Min/Avg	FG-FGA	Pct.	3FG-A	Pct.	FT-FTA	Pct.	O-D	T	Avg.	Pf-DQ	Ast	TO	Blk	St	Pts	Avg
2012-13	20-0	167/8.4	15-44	.341	0-1	.000	18-25	.720	8-18	26	1.3	21-0	8	17	0	13	48	2.4
2013-14	22-0	116/5.3	7-24	.292	1-3	.333	6-11	.545	8-9	17	0.8	17-0	3	12	1	12	21	1.0
TOTAL	42-0	283/6.7	22-68	.324	1-4	.250	24-36	.667	16-27	43	1.0	38-0	11	29	1	25	69	1.6

ALIYAH HULAND EL #23

Freshman • Guard • 6-1 • Randolph, N.J. • Randolph High



2014-15 SEASON

- Made her collegiate debut against Ohio State, scoring five points with an assist and two blocked shots in 13 minutes
- Went 2-of-3 from three-point range, scoring 8 pts against FIU

HIGH SCHOOL

- Morris County's all-time leading scorer with 2,286 points and a 21.2 ppg average at Randolph High
- Also holds Randolph High career records for rebounds (900), assists (450) and blocks (225)
- In her senior season, led the state in scoring with 810 points
- Was also a three-time MVP for the track team, holding the school record in the triple jump (38' 11/4")
- Played volleyball her freshman through junior seasons, breaking the school record for career kills with 542

PERSONAL

- Parents are Leslie-Ann Huland El and Rahim Huland El
- Father, Rahim, played college basketball at Vermont and played one season (1991) in the USBL

2014-15 GAME-BY-GAME:

Opponent	GS	FG-FGA	3FG-3FGA	FT-FTA	Off-Def	Total Reb	PF	Points	A	TO	Blk	Stl	Min
OHIO STATE	2-7	1-3	0-0	0-1	1	4	5	1	2	2	0	13	
RADFORD	2-11	0-7	3-5	1-4	5	4	7	1	0	0	1	19	
at Xavier	2-4	0-2	0-0	0-2	2	0	4	0	2	0	2	10	
AUBURN	1-7	0-1	0-0	1-1	2	2	2	1	3	1	1	22	
at Toledo	1-4	1-4	0-0	1-1	2	0	3	0	1	0	0	15	
at FIU	3-6	2-3	0-0	1-2	3	2	8	1	1	0	1	19	
at Illinois	1-5	0-2	1-2	2-1	3	3	3	0	2	0	1	15	
DELAWARE ST	5-12	0-5	0-0	2-1	3	0	10	2	0	1	0	21	

SINGLE GAME BESTS

POINTS

Season: 10 vs Delaware St (12/06/14)

Career:

REBOUNDS

Season: 5 vs Radford (11/16/14)

Career:

FG MADE

Season: 2

Career:

FG ATTEMPTS

Season: 12 vs Delaware St (12/06/14)

Career:

3 PT FG MADE

Season: 2

Career:

3 PT FG ATTEMPTS

Season: 7 vs Radford (11/16/14)

Career:

FT MADE

Season: 3

Career:

FT ATTEMPTS

Season: 5

Career:

ASSISTS

Season: 2

Career:

BLOCKS

Season: 2 vs Ohio State (11/14/14)

Career:

STEALS

Season:

Career:

CAREER STATISTICS

Year	G-GS	Min/Avg	FG-FGA	Pct.	3FG-A	Pct.	FT-FTA	Pct.	O-D	T	Avg.	Pf-DQ	Ast	TO	Blk	St	Pts	Avg
2014-15	8-0	134/16.8	17-56	.304	4-27	.148	4-7	.571	8-13	21	2.6	15-0	6	11	4	6	42	5.3

SARAH IMOVBIOH #42

Senior • Center • 6-2 • Abuja, Nigeria • St. Anne's-Belfield (Va.)



2014-15 SEASON

- Set the Virginia program record for rebounds in a single game with 24 in the season-opener against Ohio State (10 offensive, 14 defensive)
- Also scored 18 points against the Buckeyes, going 7-of-10 from the field
- ACC Player of the Week (Nov. 17)
- Had her second 18-point game of the year against Xavier
- Imovbioh is leading the ACC in rebounding this season, averaging 13.0 rebounds per game, which also ranks sixth in the nation.
- Imovbioh is third in the nation with 6.0 offensive rebounds per game.
- Her 24-rebound performance against Ohio State was the second-highest single-game total by a player this season.

2013-14 SEASON

- Ranked sixth in the ACC in rebounding at 8.2 per game, leading the Cavaliers
- Led the ACC in offensive rebounds at 4.0 per game
- Eighth in the ACC in field goal percentage (54.5 percent)
- Had 10 double-doubles this season
- Was second on the team in scoring, averaging 12.3 points per game
- Finished the season with a 27-point, 10-rebound performance against Georgia Tech in the second round of the ACC Tournament, going 9-of-11 from the field and 9-of-10 from the free throw line

AT A GLANCE

- Was ruled ineligible to compete and practice by the NCAA during her first year (2011-12)
- NCAA rules state she could earn that fourth year back if she earns 80% of her degree by her fifth year. If that does happen, she will play that fourth year as a graduate student in 2015-16
- 2011 Parade Magazine All-American High School Girls Basketball Team
- Member of the U-19 Nigerian National Team

2014-15 GAME-BY-GAME:

Opponent	GS	FG-FGA	3FG-3FGA	FT-FTA	Off-Def	Total Reb	PF	Points	A	TO	Blk	Stl	Min
OHIO STATE	*	7-10	0-0	4-6	10-14	24	1	18	0	2	3	0	32
RADFORD	*	6-10	0-0	2-3	5-4	9	3	14	0	0	0	1	20
at Xavier	*	9-14	0-0	0-1	7-6	13	2	18	1	1	0	1	35
AUBURN	*	7-9	0-0	7-8	6-7	13	0	21	2	2	0	4	28
vs Toledo	*	3-7	0-0	3-5	5-4	9	3	9	2	2	0	0	31
at FIU	*	8-12	0-0	0-1	2-8	10	4	16	1	1	0	5	25
at Illinois	*	2-4	0-0	6-11	4-4	8	4	10	0	1	2	0	23
DELAWARE ST*		4-9	0-0	2-5	6-3	9	3	10	1	0	1	1	18

SINGLE GAME BESTS

POINTS

Season: 21 vs. Auburn (11/23/14)
Career: 27 vs Georgia Tech (03/06/14)

REBOUNDS

Season: 24 vs Ohio State (11/14/14)
Career: 24 vs Ohio State (11/14/14)

FG MADE

Season: 9 at Xavier (11/20/14)
Career: 9 (several)

FG ATTEMPTS

Season: 14 at Xavier (11/20/14)
Career: 17 vs. KState (11/29/13)

3 PT FG MADE

Season:
Career: 1

3 PT FG ATTEMPTS

Season:
Career: 4 at Florida State (03/02/14)

FT MADE

Season: 7 vs Auburn (11/23/14)
Career: 9 (2x) last vs. Georgia Tech (03/06/14)

FT ATTEMPTS

Season: 11 at Illinois (12/03/14)
Career: 11 (2x) last at Illinois (12/03/14)

FT PERCENTAGE

Season: 7-8 vs Auburn (11/23/14)
Career: 8-8 vs. Syracuse (11/24/12)

ASSISTS

Season: 2
Career: 4 (2x) last vs. Miami (02/27/14)

BLOCKS

Season: 3 vs Ohio State (11/14/14)
Career: 4 at NC State (02/28/13)

STEALS

Season: 5 at FIU (11/30/14)
Career: 5 (2x) last at FIU (11/30/14)

DOUBLE DOUBLES

Season: 4, last at FIU (11/30/14)
Career: 18, last at FIU (11/30/14)

CAREER STATISTICS

Year	G-GS	Min/Avg	FG-FGA	Pct.	3FG-A	Pct.	FT-FTA	Pct.	O-D	T	Avg.	Pf-DQ	Ast	TO	Blk	St	Pts	Avg
2012-13	30-13	535/17.8	91-154	.591	0-0	.000	73-106	.689	85-120	205	6.8	81-2	11	56	13	13	255	8.5
2013-14	31-30	740/23.9	144-260	.554	0-1	.000	94-168	.560	125-129	254	8.2	100-3	8	53	4	22	382	12.3
2014-15	8-8	212/26.5	46-75	.613	0-0	.000	24-40	.600	45-50	95	11.9	20-0	7	9	6	12	116	14.5
TOTAL	69-51	1487/21.6	281-489	.575	0-1	.000	191-314	.608	255-299	554	8.0	201-5	26	118	23	47	753	10.9

BREYANA MASON #12

Sophomore • Guard • 5-8 • Woodbridge, Va. • Forest Park



2014-15 SEASON

- Scored a career-high 22 points in the season-opener against Ohio State, her first career 20-point game
- Went 8-of-11 from the field overall and 5-of-7 from 3pt range vs OSU, also dishing a career-high six assists
- Had seven assists with 2 turnovers against Delaware State, also scoring 16 pts

2013-14 SEASON

- Appeared in 30 games with 14 starts, averaging 3.5 points per game
- Had 37 assists and 20 steals

AT A GLANCE

- 2012-13 Gatorade Virginia Player of the Year & Parade Magazine All-American
- Attended the same high school as Virginia alum Monica Wright, breaking Wright's career scoring record, putting up 1,979 points
- Factoring in the two years of middle school (seventh and eighth grade) in which she played varsity basketball, Mason scored 3,313 points in six prep seasons

2014-15 GAME-BY-GAME:

Opponent	GS	FG-FGA	3FG-3FGA	FT-FTA	Off-Def	Total Reb	PF	Points	A	TO	Blk	Stl	Min
OHIO STATE	*	8-11	5-7	1-2	0-0	0	2	22	6	2	0	0	26
RADFORD	*	4-8	0-0	3-5	0-3	3	1	11	5	0	0	1	31
at Xavier	*	3-10	0-0	0-0	0-2	2	3	6	6	2	0	0	25
AUBURN	*	4-6	0-0	0-0	0-2	2	1	8	4	2	0	0	32
vs Toledo	*	0-7	0-1	0-0	0-3	3	2	0	3	1	0	0	29
at FIU	*	5-10	0-1	1-1	0-0	0	1	11	2	1	0	0	31
at Illinois	*	2-8	0-2	2-2	1-3	4	0	6	3	3	0	0	36
DELAWARE ST*		5-9	1-2	5-5	1-2	3	1	16	7	2	0	3	29

SINGLE GAME BESTS

POINTS

Season: 22 vs Ohio State (11/14/14)

Career: 22 vs Ohio State (11/14/14)

REBOUNDS

Season:

Career: 3 (6x) last vs. Georgia Tech (03/06/14)

FG MADE

Season: 8 vs Ohio State (11/14/14)

Career: 8 vs Ohio State (11/14/14)

FG ATTEMPTS

Season: 11 vs Ohio State (11/14/14)

Career: 11 (2x) last vs Ohio State (11/14/14)

3 PT FG MADE

Season: 5 vs Ohio State (11/14/14)

Career: 5 vs Ohio State (11/14/14)

3 PT FG ATTEMPTS

Season: 7 vs Ohio State (11/14/14)

Career: 7 vs Ohio State (11/14/14)

FT MADE

Season: 5 vs Delaware St (12/06/14)

Career: 5 vs. Miami (02/27/14)

FT ATTEMPTS

Season: 5 (2x)

Career: 5 (several)

FT PERCENTAGE

Season: 5-5 vs Delaware St (12/06/14)

Career: 5-5 vs. Miami (02/27/14)

ASSISTS

Season: 7 vs Delaware St (12/06/14)

Career: 7 vs Delaware St (12/06/14)

BLOCKS

Season:

Career:

STEALS

Season: 3 vs Delaware St (12/06/14)

Career: 3 (2x) last vs Delaware St (12/06/14)

DOUBLE DOUBLES

Season:

Career:

CAREER STATISTICS

Year	G-GS	Min/Avg	FG-FGA	Pct.	3FG-A	Pct.	FT-FTA	Pct.	O-D	T	Avg.	Pf-DQ	Ast	TO	Blk	St	Pts	Avg
2013-14	30-14	553/18.4	39-118	.331	9-19	.474	17-22	.773	10-32	42	1.4	32-0	37	43	0	20	104	3.5
2014-15	8-8	239/29.9	31-69	.449	6-13	.462	12-15	.800	2-15	17	2.1	11-0	36	13	0	4	80	10.0
TOTAL	38-22	792/20.8	70-187	.374	15-32	.469	29-37	.784	12-47	59	1.6	43-0	73	56	0	24	184	4.8

LAUREN MOSES

#21



Freshman • Forward • 6-2 • Mount Holly, N.J. • Rancocas

2014-15 SEASON

- Made her collegiate debut against Ohio State, starting the game, playing 20 minutes with four points and seven rebounds
- Had her first double-digit scoring game against Toledo, scoring 14 points with eight rebounds

HIGH SCHOOL

- Led Rancocas Valley Regional High School to four-straight State Championship games and two state titles (2013, 2011)
- Scored 1,823 points in her high school career to become Rancocas Valley's all-time leading scorer in school history, breaking the previous mark set by UVA alum Demya Walker
- Ranked in the espnW 100 rankings at No. 17 in her position and No. 98 overall

PERSONAL

- Daughter of Vernon and Trinice Moses
- Brother, Dezman Moses, was an outside linebacker for the Green Bay packers (2012) and the Kansas City Chiefs (2013)
- Also has an older sister, Shaina

SINGLE GAME BESTS

POINTS

Season: 14 vs Toledo (11/28/14)

Career:

REBOUNDS

Season: 8 vs Toledo (11/28/14)

Career:

FG MADE

Season: 6 vs Toledo (11/28/14)

Career:

FG ATTEMPTS

Season: 10 vs Toledo (11/28/14)

Career:

3 PT FG MADE

Season:

Career:

3 PT FG ATTEMPTS

Season:

Career:

FT MADE

Season:

Career:

FT ATTEMPTS

Season:

Career:

ASSISTS

Season:

Career:

BLOCKS

Season: 2 (3x)

Career:

STEALS

Season: 2

Career:

2014-15 GAME-BY-GAME:

Opponent	GS	FG-FGA	3FG-3FGA	FT-FTA	Off-Def	Total Reb	PF	Points	A	TO	Blk	Stl	Min
OHIO STATE *	1-6	0-0	2-2	4-3	7	4	4	0	1	2	1	20	
RADFORD *	3-7	0-0	1-3	2-3	5	2	7	0	1	2	0	23	
at Xavier *	3-5	0-0	2-3	0-6	6	2	8	1	1	2	2	23	
AUBURN *	1-5	0-0	1-2	2-3	5	3	3	1	3	1	1	27	
vs Toledo *	6-10	0-0	2-4	5-3	8	4	14	0	2	0	0	25	
at FIU *	3-8	0-0	1-2	2-2	4	2	7	2	0	3	2	29	
at Illinois *	2-6	0-0	1-4	4-9	13	5	5	0	3	2	0	27	
DELAWARE ST *	1-4	0-0	4-8	3-3	6	3	6	2	0	1	1	23	

CAREER STATISTICS

Year	G-GS	Min/Avg	FG-FGA	Pct.	3FG-A	Pct.	FT-FTA	Pct.	O-D	T	Avg.	Pf-DQ	Ast	TO	Blk	St	Pts	Avg
2014-15	8-8	197/24.6	20-51	.392	0-0	.000	14-28	.500	22-32	54	6.8	25-1	6	11	13	7	54	6.8

FAITH RANDOLPH #20

Junior • Guard • 5-10 • Derwood, Md. • Our Lady of Good Counsel



2014-15 SEASON

- Opened the season with a 25-point performance against Ohio State, one point shy of her career high, taking 22 shots in the game
- Her start against OSU was just the 12th of her career and her first since Dec. 28, 2013 against Coppin State
- Scored 26 points at Xavier, matching her career high. It also made her the 21st player in program history to record three or more 25-point games in their UVA career
- Averaged 20.2 ppg in the first five games
- FIU Thanksgiving Classic All-Tournament Team
- Currently ranked third in the ACC in scoring with a 195 ppg average

2013-14 SEASON

- Was voted the ACC Sixth Player of the Year, the second-ever Cavalier to earn the honor
- Led all ACC "bench" players in scoring, averaging 11.8 points per game and is second in steals at 1.6 per game
- Her 11.8 points per game was third-best on the team and ranked No. 28 among all ACC players
- Ranked 14th in the ACC in free throw percentage (76.4 percent)
- Scored in double digit points in 17 games with five 20-point performances

2014-15 GAME-BY-GAME:

Opponent	GS	FG-FGA	3FG-3FGA	FT-FTA	Off-Def	Total Reb	PF	Points	A	TO	Blk	Stl	Min
OHIO STATE	*	9-22	3-7	4-5	1-5	6	3	25	5	1	0	3	36
RADFORD	*	5-11	1-3	0-0	0-4	4	2	11	0	0	0	2	28
at Xavier	*	8-14	2-2	8-8	1-3	4	2	26	0	3	0	3	35
AUBURN	*	6-13	3-4	3-4	0-5	5	3	18	0	2	2	2	33
vs Toledo	*	8-15	5-10	0-0	0-2	2	5	21	2	1	0	1	29
at FIU	*	6-12	0-3	4-5	0-1	1	1	16	1	0	0	1	30
at Illinois	*	5-17	1-5	5-5	0-2	2	2	16	3	5	0	0	27
DELAWARE ST*		6-12	2-3	1-2	0-1	1	2	15	1	2	0	0	25

SINGLE GAME BESTS

POINTS

Season: 26 at Xavier (11/20/14)

Career: 26 (2x) last at Xavier (11/20/14)

REBOUNDS

Season: 6 vs Ohio State (11/14/14)

Career: 8 vs. North Carolina (02/20/14)

FG MADE

Season: 9 vs Ohio State (11/14/14)

Career: 10 vs. Notre Dame (01/12/14)

FG ATTEMPTS

Season: 22 vs Ohio State (11/14/14)

Career: 22 vs Ohio State (11/14/14)

3 PT FG MADE

Season: 3 vs Ohio State (11/14/14)

Career: 4 (2x) last vs. Florida State (01/19/14)

3 PT FG ATTEMPTS

Season: 10 vs Toledo (11/28/14)

Career: 10 vs Toledo (11/28/14)

FT MADE

Season: 8 at Xavier (11/20/14)

Career: 10 vs. High Point (11/11/13)

FT ATTEMPTS

Season: 8 at Xavier (11/20/14)

Career: 11 vs. High Point (11/11/13)

ASSISTS

Season: 5 vs Ohio State (11/14/14)

Career: 6 vs. LA Tech (11/16/13)

BLOCKS

Season:

Career: 1

STEALS

Season: 3

Career: 3 (several)

DOUBLE-DOUBLES

Season:

Career:

CAREER STATISTICS

Year	G-GS	Min/Avg	FG-FGA	Pct.	3FG-A	Pct.	FT-FTA	Pct.	O-D	T	Avg.	Pf-DQ	Ast	TO	Blk	St	Pts	Avg
2012-13	30-7	624/20.8	49-186	.263	13-66	.197	39-47	.830	13-36	49	1.6	22-0	26	47	2	18	150	5.0
2013-14	31-4	704/22.7	137-330	.415	25-88	.284	68-89	.764	45-52	97	3.1	67-1	44	56	1	43	367	11.8
2014-15	8-8	243/30.4	53-116	.457	17-37	.459	25-29	.862	2-23	25	3.1	20-1	12	14	2	12	148	18.5
TOTAL	69-19	1571/22.8	239-632	.378	55-191	.288	132-165	.800	60-111	171	2.5	109-2	82	117	5	73	665	9.6

TIFFANY SUAREZ #13

Sophomore • Guard • 5-11 • Miami, Fla. • Our Lady of Lourdes



• 2014-15 SEASON

- Scores six points against Radford, going 4-of-4 from the free throw line

2013-14 SEASON

- Appeared in 26 games with five starts
- Averaged 2.9 points with 1.1 rebounds
- In her first collegiate games in her home state, scored 17 points at the FGCU Tournament, including logging her first double-digit scoring effort against FGCU with 13 points
- After scoring 16 points against Coppin State, going 7-of-10 from the field, earned her first career start against Princeton in the championship game of the Cavalier Classic
- Scored in each of the last four games to close out the season, including both ACC tournament games

AT A GLANCE

- Dade County Girl's Basketball 8A Player of the Year
- Three-time All-State
- Two-time All-Dade County
- Ranked No. 74 overall by Blue Star and No. 31 at her position by ESPN Hoop Gurlz

2014-15 GAME-BY-GAME:

Opponent	GS	FG-FGA	3FG-3FGA	FT-FTA	Off-Def	Total Reb	PF	Points	A	TO	Blk	Stl	Min
OHIO STATE	0-4	0-0	0-0	0-0	0-0	0	2	0	1	0	0	0	11
RADFORD	1-5	0-1	4-4	0-0	0-0	0	1	6	1	2	0	2	19
at Xavier	1-5	0-0	0-0	0-0	0-0	0	2	2	0	0	0	0	16
AUBURN	0-0	0-0	1-2	0-0	0-0	0	1	1	0	1	0	0	7
vs Toledo	0-3	0-0	0-0	1-1	1-1	2	1	0	1	1	0	0	10
at FIU	0-1	0-0	0-0	0-0	0-0	0	0	0	1	0	1	0	8
at Illinois	1-2	0-0	0-0	2-0	2-0	2	3	2	2	0	0	1	14
DELAWARE ST	1-4	0-0	2-2	0-1	0-1	1	2	4	2	1	0	0	14

CAREER STATISTICS

Year	G-GS	Min/Avg	FG-FGA	Pct.	3FG-A	Pct.	FT-FTA	Pct.	O-D	T	Avg.	Pf-DQ	Ast	TO	Blk	St	Pts	Avg
2013-14	26-5	318/12.2	28-93	.301	0-7	.000	19-25	.760	8-21	29	1.1	38-1	27	33	1	14	75	2.9
2014-15	8-0	99/12.4	4-24	.167	0-1	.000	7-8	.875	3-2	5	0.6	12-0	8	5	1	3	15	1.9
TOTAL	34-5	417/12.3	32-117	.274	0-8	.000	26-33	.788	11-23	34	1.0	50-1	35	38	2	17	90	2.6

SINGLE GAME BESTS

POINTS

Season: 6 vs Radford (11/16/14)

Career: 16 vs. Coppin State (12/28/13)

REBOUNDS

Season:

Career: 5 vs. Clemson (02/02/14)

FG MADE

Season:

Career: 7 vs. Coppin State (12/28/13)

FG ATTEMPTS

Season:

Career: 13 (2x) last at FGCU (12/21/13)

3 PT FG MADE

Season: --

Career: --

3 PT FG ATTEMPTS

Season:

Career: 3 vs. UMES (12/17/13)

FT MADE

Season:

Career: 5 at FGCU (12/21/13)

FT ATTEMPTS

Season:

Career: 5 at FGCU (12/21/13)

ASSISTS

Season: 2

Career: 6 vs. Coppin State (12/28/13)

BLOCKS

Season: 1

Career: 1 at Georgia Tech (02/14/14)

STEALS

Season: 2 vs Radford (11/16/14)

Career: 3 (2x) last vs. Florida State (01/19/14)

DOUBLE DOUBLES

Season:

Career:

SYDNEY UMERI

#44

Sophomore • Forward • 6-1 • Acworth, Ga. • The Lovett School



2014-15 SEASON

- Had eight rebounds at Xavier
- Had the second double-digit scoring game of her career at Illinois, also matching her career high with eight rebounds

2013-14 SEASON

- Appeared in all 31 games with 11 starts, averaging 18.0 minutes per game
- Averaged 2.8 points and 2.8 rebounds per game
- Made her collegiate debut at James Madison, starting the game
- Played 30 minutes, scoring four points in her debut
- Had her first double-digit scoring game at Liberty with 12 points
- Started the first 10 games of the season before coming off the bench at FGCU
- Scored six of her eight points at Wake Forest in a span of 1:42 during the second half

AT A GLANCE

- Ranked No. 29 overall and as the No. 9 forward by ESPN HoopGurlz
- Won a gold medal with the 2011 USA Basketball's U16 team at the FIBA Americas Championship in Mérida, Mexico
- Helped lead The Lovett School to a 2012 Georgia Region 6AA championship
- 2013 McDonald's All-America nominee
- Also competed one season (2009) for The Lovett School track team in the long and triple jumps, 400 and 4x400 and 4x100 relays as well as being a middle blocker for two seasons on the volleyball team

2014-15 GAME-BY-GAME:

Opponent	GS	FG-FGA	3FG-3FGA	FT-FTA	Off-Def	Total Reb	PF	Points	A	TO	Blk	Stl	Min
OHIO STATE	1-1	0-0	0-0	0-0	0-3	3	1	2	0	0	0	0	16
RADFORD	2-3	0-0	0-0	0-0	0-1	1	4	4	1	0	2	1	16
at Xavier	1-1	0-0	0-0	0-0	3-5	8	2	2	1	3	1	0	18
AUBURN	0-0	0-0	0-0	0-0	0-0	0	1	0	0	0	0	0	8
vs Toledo	2-3	0-0	2-2	1-2	3	1	6	1	0	0	0	0	22
at FIU	2-4	0-0	0-0	0-0	0-0	0	2	4	0	2	1	0	19
at Illinois	4-7	0-0	2-2	3-5	8	1	10	0	1	0	0	0	25
DELAWARE ST	3-4	0-0	0-0	1-1	2	1	6	1	0	2	2	2	15

SINGLE GAME BESTS

POINTS

Season: 10 at Illinois (12/03/14)

Career: 12 at Liberty (11/19/13)

REBOUNDS

Season: 8 (2x) last at Illinois (12/03/14)

Career: 8 (3x) last at Illinois (12/03/14)

FG MADE

Season: 4 at Illinois (12/03/14)

Career: 4 (3x) at Illinois (12/03/14)

FG ATTEMPTS

Season: 7 at Illinois (12/03/14)

Career: 7 at Illinois (12/03/14)

3 PT FG MADE

Season:

Career:

3 PT FG ATTEMPTS

Season: --

Career: --

FT MADE

Season:

Career: 5 vs. UMES (12/17/13)

FT ATTEMPTS

Season:

Career: 6 vs. UMES (12/17/13)

ASSISTS

Season: 1

Career: 2 vs. North Carolina (2/20/14)

BLOCKS

Season: 2 vs Radford (11/16/14)

Career: 2 vs Radford (11/16/14)

STEALS

Season: 1

Career: 2

DOUBLE DOUBLES

Season:

Career:

CAREER STATISTICS

Year	G-GS	Min/Avg	FG-FGA	Pct.	3FG-A	Pct.	FT-FTA	Pct.	O-D	T	Avg.	Pf-DQ	Ast	TO	Blk	St	Pts	Avg
2013-14	31-11	557/18.0	32-93	.344	0-0	.000	22-33	.667	46-42	88	2.8	64-2	15	43	4	17	86	2.8
2014-15	8-0	139/17.4	15-23	.652	0-0	.000	4-4	1.000	8-17	25	3.1	13-0	4	6	6	3	34	4.3
TOTAL	39-11	696/17.8	47-116	.405	0-0	.000	26-37	.703	54-59	113	2.9	77-2	19	49	10	20	120	3.1

MIKAYLA VENSON

#1



Freshman • Guard • 5-7 • Arlington, Va. • Yorktown High

2014-15 SEASON

- Started in her first career game against Ohio State, scoring 11 points with three assists and two steals in 35 minutes
- Had three double-digit scoring efforts in the first four games of her career
- Had a season-high five steals at FIU while also scoring 12 points on 5-of-7 shooting
- Had her first 20-point game, scoring 22 points on 8-of-10 shooting (5-of-7 from 3 pt range) against Delaware St

HIGH SCHOOL

- Played one season at Yorktown High School, averaging 14.3 points per game and 5.5 assists per game
- 2011 Virginia High School League National District Co-Player of the Year and National District Rookie of the Year
- Virginia High School League National District First Team All-District, All-Rookie Team and All-Defensive Team
- Virginia Associated Press AAA All-Northern Region First Team and Washington Post All-Met Team honorable mention as well as earning All-Arlington High School Player of the Year honors from the Sun Gazette
- Did not play high school basketball after her freshman season, but continued training with her father and playing with AAU club teams
- Ranked No. 31 overall by Blue Star Report and No. 33 overall and No. 7 at her position by ESPN Hoopgurlz

2014-15 GAME-BY-GAME:

Opponent	GS	FG-FGA	3FG-3FGA	FT-FTA	Off-Def	Total Reb	PF	Points	A	TO	Blk	Stl	Min
OHIO STATE	*	3-12	1-6	4-4	0-1	1	2	11	3	2	0	2	35
RADFORD	*	6-8	0-2	0-0	0-3	3	2	12	1	2	0	1	23
at Xavier	*	2-9	1-3	0-0	0-6	6	1	5	5	2	1	0	35
AUBURN	*	3-4	3-4	1-3	0-3	3	3	10	1	2	0	0	26
at Toledo	*	4-10	1-4	0-0	1-0	1	2	9	4	1	0	0	37
at FIU	*	5-7	0-1	2-2	0-2	2	3	12	2	2	0	5	32
at Illinois	*	4-7	3-5	0-0	0-0	0	1	11	1	2	0	0	30
DELAWARE ST*		8-10	5-7	1-1	0-2	2	3	22	2	3	1	2	32

SINGLE GAME BESTS

POINTS

Season: 22 vs Delaware St (12/06/14)

Career:

REBOUNDS

Season: 6 at Xavier (11/20/14)

Career:

FG MADE

Season: 8 vs Delaware St (12/06/14)

Career:

FG ATTEMPTS

Season: 12 vs Ohio State (11/14/14)

Career:

3 PT FG MADE

Season: 5 vs Delaware St (12/06/14)

Career:

3 PT FG ATTEMPTS

Season: 7 vs Delaware St (12/06/14)

Career:

FT MADE

Season: 4

Career:

FT ATTEMPTS

Season: 4

Career:

FT PERCENTAGE

Season: 4-4 vs Ohio State (11/14/14)

Career:

ASSISTS

Season: 5 at Xavier (11/20/14)

Career:

BLOCKS

Season:

Career:

STEALS

Season: 5 at FIU (11/30/14)

Career:

CAREER STATISTICS

Year	G-GS	Min/Avg	FG-FGA	Pct.	3FG-A	Pct.	FT-FTA	Pct.	O-D	T	Avg.	Pf-DQ	Ast	TO	Blk	St	Pts	Avg
2014-15	8-8	250/31.3	35-67	.522	14-32	.438	8-10	.800	1-17	18	2.3	17-0	19	16	2	10	92	11.5



**2014-15 Virginia Women's Basketball
Virginia Combined Team Statistics (as of Dec 06, 2014)
All games**

RECORD:	OVERALL	HOME	AWAY	NEUTRAL
ALL GAMES	6-2	4-0	2-1	0-1
CONFERENCE	0-0	0-0	0-0	0-0
NON-CONFERENCE	6-2	4-0	2-1	0-1

#	Player	gp-gs	min	avg	Total		3-Point		F-Throw		Rebounds					pts	avg						
					fg-fga	fg%	3fg-fga	3fg%	ft-fa	ft%	off	def	tot	avg	pf			dq	a	to	blk	stl	
20	Faith Randolph	8-8	243	30.4	53-116	.457	17-37	.459	25-29	.862	2	23	25	3.1	20	1	12	14	2	12	148	18.5	
42	Sarah Imovbioh	8-8	212	26.5	46-75	.613	0-0	.000	24-40	.600	45	50	95	11.9	20	0	7	9	6	12	116	14.5	
01	Mikayla Venson	8-8	250	31.3	35-67	.522	14-32	.438	8-10	.800	1	17	18	2.3	17	0	19	16	2	10	92	11.5	
12	Breyana Mason	8-8	239	29.9	31-69	.449	6-13	.462	12-15	.800	2	15	17	2.1	11	0	36	13	0	4	80	10.0	
21	Lauren Moses	8-8	197	24.6	20-51	.392	0-0	.000	14-28	.500	22	32	54	6.8	25	1	6	11	13	7	54	6.8	
23	Aliyah Huland El	8-0	134	16.8	17-56	.304	4-27	.148	4-7	.571	8	13	21	2.6	15	0	6	11	4	6	42	5.3	
44	Sydney Umeri	8-0	139	17.4	15-23	.652	0-0	.000	4-4	1.000	8	17	25	3.1	13	0	4	6	6	3	34	4.3	
03	Sarah Beth Barnette	8-0	77	9.6	6-15	.400	2-9	.222	1-3	.333	7	18	25	3.1	8	0	8	3	2	1	15	1.9	
13	Tiffany Suarez	8-0	99	12.4	4-24	.167	0-1	.000	7-8	.875	3	2	5	0.6	12	0	8	5	1	3	15	1.9	
02	Jae'Lisa Allen	2-0	10	5.0	1-3	.333	0-0	.000	0-0	.000	0	1	1	0.5	2	0	0	0	0	0	2	1.0	
Team											17	12	29										
Total.....		8	1600		228-499	.457	43-119	.361	99-144	.688	115	200	315	39.4	143	2	106	89	36	58	598	74.8	
Opponents.....		8	1600		185-462	.400	55-161	.342	90-132	.682	96	181	277	34.6	138	-	99	122	22	34	515	64.4	

TEAM STATISTICS	VA	OPP	Date	Opponent	Score	Att.
SCORING	598	515	11/14/14	OHIO STATE	w 87-82	3358
Points per game	74.8	64.4	11/16/14	RADFORD	w 75-47	3172
Scoring margin	+10.4	-	11/20/14	at Xavier	w 71-62	714
FIELD GOALS-ATT	228-499	185-462	11/23/14	AUBURN	w 66-51	3526
Field goal pct	.457	.400	11/28/14	vs Toledo	L 62-64	436
3 POINT FG-ATT	43-119	55-161	11/30/14	at FIU	w 74-61	305
3-point FG pct	.361	.342	12/03/14	at Illinois	L 63-86	1253
3-pt FG made per game	5.4	6.9	12/06/14	DELAWARE STATE	w 100-62	2998
FREE THROWS-ATT	99-144	90-132	* - Conference game			
Free throw pct	.688	.682				
F-Throws made per game	12.4	11.3				
REBOUNDS	315	277				
Rebounds per game	39.4	34.6				
Rebounding margin	+4.8	-				
ASSISTS	106	99				
Assists per game	13.3	12.4				
TURNOVERS	89	122				
Turnovers per game	11.1	15.3				
Turnover margin	+4.1	-				
Assist/turnover ratio	1.2	0.8				
STEALS	58	34				
Steals per game	7.3	4.3				
BLOCKS	36	22				
Blocks per game	4.5	2.8				
ATTENDANCE	13054	2708				
Home games-Avg/Game	4-3264	3-757				
Neutral site-Avg/Game	-	1-436				

Score by Periods	1st	2nd	Totals
Virginia	287	311	598
Opponents	232	283	515



Official Basketball Box Score -- Game Totals -- Final Statistics

Ohio State vs Virginia
11/14/14 7 p.m. at JPJ Arena, Charlottesville, Va.



Ohio State 82 • 0-1

Table with columns: #, Player, FG-FGA, 3-Ptr, FT-FTA, Rebounds, PF, TP, A TO Blk Stl, Min. Includes team totals and game statistics.

FG % 1st Half: 15-40 37.5% 2nd half: 14-34 41.2% Game: 29-74 39.2%
3FG % 1st Half: 4-14 28.6% 2nd half: 7-16 43.8% Game: 11-30 36.7%
FT % 1st Half: 9-10 90.0% 2nd half: 4-6 66.7% Game: 13-16 81.3%

Virginia 87 • 1-0

Table with columns: #, Player, FG-FGA, 3-Ptr, FT-FTA, Rebounds, PF, TP, A TO Blk Stl, Min. Includes team totals and game statistics.

FG % 1st Half: 15-38 39.5% 2nd half: 16-38 42.1% Game: 31-76 40.8%
3FG % 1st Half: 5-13 38.5% 2nd half: 5-13 38.5% Game: 10-26 38.5%
FT % 1st Half: 4-4 100.0% 2nd half: 11-15 73.3% Game: 15-19 78.9%

Officials: Dee Kantner, Joseph Vaszily, Karen Preato
Technical fouls: Ohio State-None. Virginia-None.
Attendance: 3358

Score by periods table showing 1st, 2nd, and Total scores for Ohio State and Virginia.



Official Basketball Box Score -- Game Totals -- Final Statistics

Radford vs Virginia
11/16/14 1:00 p.m. at JPJ Arena, Charlottesville, Va.



Radford 47 • 0-1

Table with columns: #, Player, FG-FGA, 3-Ptr, FT-FTA, Rebounds, PF, TP, A TO Blk Stl, Min. Includes team totals and game statistics.

FG % 1st Half: 8-27 29.6% 2nd half: 8-27 29.6% Game: 16-54 29.6%
3FG % 1st Half: 0-10 0.0% 2nd half: 1-8 12.5% Game: 1-18 5.6%
FT % 1st Half: 5-9 55.6% 2nd half: 9-11 81.8% Game: 14-20 70.0%

Virginia 75 • 2-0

Table with columns: #, Player, FG-FGA, 3-Ptr, FT-FTA, Rebounds, PF, TP, A TO Blk Stl, Min. Includes team totals and game statistics.

FG % 1st Half: 12-33 36.4% 2nd half: 18-33 54.5% Game: 30-66 45.5%
3FG % 1st Half: 0-7 0.0% 2nd half: 2-7 28.6% Game: 2-14 14.3%
FT % 1st Half: 7-11 63.6% 2nd half: 6-9 66.7% Game: 13-20 65.0%

Officials: Luis Gonzalez, Diana DePaul, Kristi Vera
Technical fouls: Radford-None. Virginia-None.
Attendance: 3172
RU: White fouled out at 3:32 (II)

Score by periods table showing 1st, 2nd, and Total scores for Radford and Virginia.

Points in paint, off/2nd chance, fast break, and bench points table.

Last FG - RAD 2nd-00:16, VA 2nd-01:12.
Largest lead - RAD None, VA by 32 2nd-01:12.
RAD led for 00:00. VA led for 38:11. Game was tied for 01:49.

Official Basketball Box Score -- Game Totals -- Final Statistics

Virginia vs Xavier
11/20/14 7 p.m. at Cincinnati, Ohio (Cintas Center)

Virginia 71 • 3-0

Table with columns: #, Player, FG-FGA, 3-Ptr, FT-FTA, Rebounds, PF, TP, A TO Blk Stl, Min. Includes team totals and game statistics.

FG % 1st Half: 17-38 44.7% 2nd half: 12-24 50.0% Game: 29-62 46.8%
3FG % 1st Half: 1-5 20.0% 2nd half: 2-2 100.0% Game: 3-7 42.9%
FT % 1st Half: 2-3 66.7% 2nd half: 8-9 88.9% Game: 10-12 83.3%

Xavier 62 • 2-1

Table with columns: #, Player, FG-FGA, 3-Ptr, FT-FTA, Rebounds, PF, TP, A TO Blk Stl, Min. Includes team totals and game statistics.

FG % 1st Half: 8-30 26.7% 2nd half: 14-32 43.8% Game: 22-62 35.5%
3FG % 1st Half: 1-11 9.1% 2nd half: 7-14 50.0% Game: 8-25 32.0%
FT % 1st Half: 8-10 80.0% 2nd half: 2-3 66.7% Game: 10-13 76.9%

Officials: Bryan Brunette, Michael McConnell and Kristi Vera
Technical fouls: Virginia-None. Xavier-None.
Attendance: 714

Score by periods table showing 1st, 2nd, and Total scores for Virginia and Xavier.

Points in paint, off/2nd chance, fast break, and bench points table.

Last FG - VA 2nd-03:06, XU 2nd-00:00.
Largest lead - VA by 19 2nd-09:16, XU by 2 1st-19:14.
VA led for 37:25. XU led for 00:46. Game was tied for 01:48.

Official Basketball Box Score -- Game Totals -- Final Statistics

Auburn vs Virginia
11/23/14 2 p.m. at JPJ Arena, Charlottesville, Va.

Auburn 51 • 3-1

Table with columns: #, Player, FG-FGA, 3-Ptr, FT-FTA, Rebounds, PF, TP, A TO Blk Stl, Min. Includes team totals and game statistics.

FG % 1st Half: 11-31 35.5% 2nd half: 9-31 29.0% Game: 20-62 32.3%
3FG % 1st Half: 5-13 38.5% 2nd half: 3-7 42.9% Game: 8-20 40.0%
FT % 1st Half: 1-3 33.3% 2nd half: 2-9 22.2% Game: 3-12 25.0%

Virginia 66 • 4-0

Table with columns: #, Player, FG-FGA, 3-Ptr, FT-FTA, Rebounds, PF, TP, A TO Blk Stl, Min. Includes team totals and game statistics.

FG % 1st Half: 10-26 38.5% 2nd half: 13-20 65.0% Game: 23-46 50.0%
3FG % 1st Half: 4-6 66.7% 2nd half: 3-4 75.0% Game: 7-10 70.0%
FT % 1st Half: 9-11 81.8% 2nd half: 4-9 44.4% Game: 13-20 65.0%

Officials: Edward Sidlasky, Dennis DeMayo, Angelica Suffren
Technical fouls: Auburn-None. Virginia-None.
Attendance: 3526

Score by periods table showing 1st, 2nd, and Total scores for Auburn and Virginia.

Points in paint, off/2nd chance, fast break, and bench points table.

Last FG - AU 2nd-00:23, VA 2nd-04:07.
Largest lead - AU by 4 1st-18:01, VA by 21 2nd-08:45.
AU led for 06:32. VA led for 30:58. Game was tied for 02:30.

2014-15 VIRGINIA SEASON RESULTS & LEADERS

RECORD:	OVERALL	HOME	AWAY	NEUTRAL
ALL GAMES	6-2	4-0	2-1	0-1
CONFERENCE	0-0	0-0	0-0	0-0
NON-CONFERENCE	6-2	4-0	2-1	0-1

UVa.										
Date	Rank	Opponent	Score	W/L	Rec.	ACC	Attend.	High Scorer	High Reb.	Opp. High Scr
11/14		OHIO STATE	87-82	W	1-0	0-0	3358	Randolph 25	Imovbioh 24	Mitchell 26
11/16		RADFORD	75-47	W	2-0	0-0	3172	Imovbioh 14	Imovbioh 9	White 14
11/20	NR/RV	at Xavier	71-62	W	3-0	0-0	714	Randolph 26	Imovbioh 13	Gaffney 15
11/23	NR/RV	AUBURN	66-51	W	4-0	0-0	3526	Imovbioh 21	Imovbioh 13	Montgomery 24
11/28	NR/RV	vs Toledo	64-62	L	4-1	0-0	436	Randolph 21	Imovbioh 9	Zanoguera 24
11/30	NR/RV	at FIU	74-61	W	5-1	0-0	305	FR/SI 16	Imovbioh 10	Pound 18
12/03		at Illinois	86-63	L	5-2	0-0	1253	Randolph 16	Moses 13	Grant 16
12/06		DELAWARE ST	100-62	W	6-2	0-0	2998	Venson 22	Barnette 11	Aldridge 17



2014-15 POINTS-REBS-ASSISTS

OPPONENT	ALLEN	BARNETTE	GARNER	HULAND EL	IMOVBIOH	MASON
OHIO STATE	DNP	0-2-1	DNP	5-1-1	18-24-0	22-0-6
RADFORD	0-0-0	3-4-0	DNP	7-5-1	14-9-0	11-3-5
at Xavier	DNP	0-1-0	DNP	4-2-0	18-13-1	6-2-6
AUBURN	DNP	3-6-2	DNP	2-2-1	21-13-2	8-2-4
vs. Toledo	DNP	0-1-0	DNP	3-2-0	9-9-2	0-3-3
vs. FIU	DNP	0-0-0	DNP	8-3-1	16-10-1	11-0-2
at Illinois	DNP	0-0-0	DNP	3-3-0	10-8-0	6-4-3
DELAWARE ST	2-1-0	9-11-5	DNP	10-3-2	10-9-1	16-3-7
LONGWOOD						
ST. MARY'S						
HOWARD						
DAVIDSON						
DREXEL						
at VIRGINIA TECH						
WAKE FOREST						
at Syracuse						
BOSTON COLLEGE						
at Louisville						
at Miami						
GEORGIA TECH						
NC STATE						
at Clemson						
at Notre Dame						
DUKE						
FLORIDA ST						
at Pitt						
VIRGINIA TECH						
at UNC						
LOUISVILLE						

OPPONENT	MOSES	RANDOLPH	SUAREZ	UMERI	VENSON
OHIO STATE	4-7-0	25-6-5	0-0-1	2-3-0	11-1-3
RADFORD	7-5-0	11-4-0	6-0-1	4-1-1	12-3-1
at Xavier	8-6-1	26-4-0	2-0-0	2-8-1	5-6-5
AUBURN	3-5-1	18-5-0	1-0-0	0-0-0	10-3-1
vs. Toledo	14-8-0	21-2-2	0-2-1	6-3-1	9-1-4
vs. FIU	7-4-2	16-1-1	0-0-1	4-0-0	12-2-2
at Illinois	5-13-0	16-2-3	2-2-2	10-8-0	11-0-1
DELAWARE ST	6-6-2	15-1-1	4-1-2	6-2-1	22-2-2
LONGWOOD					
ST. MARY'S					
HOWARD					
DAVIDSON					
DREXEL					
at VIRGINIA TECH					
WAKE FOREST					
at Syracuse					
BOSTON COLLEGE					
at Louisville					
at Miami					
GEORGIA TECH					
NC STATE					
at Clemson					
at Notre Dame					
DUKE					
FLORIDA ST					
at Pitt					
VIRGINIA TECH					
at UNC					
LOUISVILLE					



GAME-BY-GAME STAT COMPARISONS

	Field Goal %		3-Point FG %		Free Throw Pct.		Rebounds	Turnovers
	Virginia	Opponent	Virginia	Opponent	Virginia	Opponent	UVa-Opp	UVa-Opp
OHIO STATE	31-76 (.408)	29-74 (.392)	10-26 (.385)	11-30 (.367)	15-19 (.789)	13-16 (.813)	51-40 (+11)	10-9
RADFORD	30-66 (.455)	16-54 (.296)	2-14 (.143)	1-18 (.056)	13-20 (.650)	14-20 (.700)	38-43 (-5)	5-20
at Xavier	29-62 (.468)	22-62 (.355)	3-7 (.429)	8-25 (.320)	10-12 (.833)	10-13 (.769)	44-33 (+11)	15-13
AUBURN	23-46 (.500)	20-62 (.323)	7-10 (.700)	8-20 (.400)	13-20 (.650)	3-12 (.250)	39-32 (+7)	17-15
vs Toledo	24-60 (.400)	22-46 (.478)	7-20 (.350)	7-22 (.318)	7-11 (.636)	13-19 (.684)	35-30 (+5)	9-12
at FIU	32-62 (.516)	22-46 (.478)	2-10 (.200)	6-11 (.545)	8-11 (.727)	11-15 (.733)	21-36 (-15)	7-25
at Illinois	21-56 (.375)	33-60 (.550)	4-14 (.286)	8-21 (.381)	17-26 (.654)	12-21 (.571)	42-29 (+13)	18-11
DELAWARE ST	38-71 (.535)	21-58 (.362)	8-18 (.444)	6-14 (.429)	16-25 (.640)	14-16 (.875)	45-34 (+11)	8-17



MISCELLANEOUS STATS

VIRGINIA

OPPONENT

Table with 2 columns: VIRGINIA and OPPONENT. Rows include Bench Points, FG Percentage- Home, FG Percentage- Road, FG Percentage- Neutral, Most Points- Half, Fewest Points- Half, Largest Halftime Lead, and Largest Halftime Deficit.

VIRGINIA'S RECORD WHEN

Table with 2 columns: Record description and Record (e.g., 2-1). Rows include Game decided by 10 pts or less, Leading at halftime, Trailing at halftime, Tied at halftime, Went into overtime, Leading by 10 or more points, Shot FG 50% or better, Shot FG less than 50%, Shot FG less than 40%, Shot FG 40% or better, Holding opponent under 60 pts, Scoring 30-39 points, Scoring 40-49 points, Scoring 50-59 points, Scoring 60-69 points, Scoring 70-79 points, Scoring 80-89 points, Scoring 90-100 points, Outrebounding opponent, Being outrebounded, Tied in rebounding, Have less TOs than opponent, Committing 15 or less TOs, Start #1, 12, 20, 21, 42, Playing a ranked opponent, Playing a top-10 ranked opponent, Playing on television, Playing on ESPN3/Fox Go only.

SCORING BENCHMARKS

GAMES WITH 20 OR MORE POINTS IN 14-15

Table with 2 columns: Player Name and Games. Rows include Faith Randolph (3), Breyana Mason (1), Sarah Imovbioh (1), and Mikayla Venson (1).

GAMES WITH 10 OR MORE POINTS IN 14-15

Table with 2 columns: Player Name and Games. Rows include Faith Randolph (8), Sarah Imovbioh (7), Mikayla Venson (6), Breyana Mason (4), Lauren Moses (1), Sydney Umeri (1), and Aliyah Huland El (1).

GAMES WITH 10 OR MORE REBOUNDS IN 14-15

Table with 2 columns: Player Name and Games. Rows include Sarah Imovbioh (4), Lauren Moses (1), and Sarah Beth Barnette (1).

DOUBLE DOUBLES IN 14-15

Table with 2 columns: Player Name and Games. Row includes Sarah Imovbioh (4).



THE LAST TIME

VIRGINIA INDIVIDUALS

- **Had a double-double:** Sarah Imovbioh (16 pts, 10 reb) at FIU (11/30/14)
- **Two UVA players with double-doubles in the same game:** at NC State, 02/10/11 (Franklin 18-10, W. Edwards 13-11)
- **Four players in double figures:** vs Delaware St 12/06 (Venson 22, Mason 16, Randolph 15, Imovbioh 10, Huland El 10)
- **Five players in double figures:** Delaware St 12/06 (Venson 22, Mason 16, Randolph 15, Imovbioh 10, Huland El 10)
- **Six players in double figures:** vs. North Florida, 02/6/07 (Wright 20, Littles 18, McGuire 14, Williams 13, Zoll 10, Hartig 10)
- **Scored 20-24 points:** vs Delaware St 12/6/14 (Venson 22)
- **Scored 25-29 points:** 26, Faith Randolph at Xavier, 11/20/14
- **Scored 30-39 points:** 34, Monica Wright vs. Green Bay, 03/21/10
- **Scored 40-49 points:** **48, Mimi Kennedy at North Carolina, 01/15/98
- **A non-starter scored 20 or more points:** 24, Faith Randolph vs North Carolina 02/20/14
- **Two or more Hoos scored 20 or more points in the same game:** vs Ohio State 11/14/14 (Randolph 25, Mason 22)
- **Perfect from the field (5 attempts):** 8-8, Jazmin Pitts vs Radford
- **Perfect at FT line (10 attempts):** 11-11, Monica Wright vs North Carolina, 02/15/10
- **Perfect at FT line (9 attempts):** 9-9, Faith Randolph vs North Carolina (2/20/14)
- **Perfect at FT line (8 attempts):** 8-8, Faith Randolph at Xavier (11/20/14)
- **Had 20 Free throw attempts:** **20, Brandi Teamer at Wake Forest, 01/6/05
- **Had 15 rebounds:** 24, Sarah Imovbioh vs Ohio State 11/14/14
- **Had 20 rebounds:** 24, Sarah Imovbioh vs Ohio State 11/14/14
- **Had 10 assists:** 11, Sharneé Zoll vs. Georgia Tech, 03/2/08
- **Had 6 steals:** 6, Kelsey Wolfe at Miami, 01/06/13
- **Blocked 5 shots:** 5, Jocelyn Logan-Friend at North Carolina, 02/24/05

VIRGINIA TEAM

- **UVA ranked in AP Top 25:** #22, 11/21/12
- **UVA ranked USA Today Top 25:** #22, 03/8/10
- **Played AP No. 1 team:** #1 Duke, L 79-58, 03/2/07
- **Defeated AP No. 1 team:** #1 Maryland, 75-74, 02/11/92
- **Defeated AP Top 10 team:** #6 Maryland, 86-72, 01/23/14
- **Defeated AP Top 25 team:** #6 Maryland, 86-72, 01/23/14

FIELD GOAL SHOOTING

- **Shot 50 percent:** .535 (38-71) vs Delaware St, 12/06/14
- **Shot 60 percent:** .623 (33-53) vs Georgia Tech, 03/2/08
- **Shot 70 percent:** **.700 (42-60) at Wake Forest, 01/7/87
- **Made 30-39 field goals:** 32 at FIU 11/30/14
- **Made 40-49 field goals:** 42 vs. Wake Forest, 01/7/87
- **Made 50 field goals:** **54 vs. Cleveland State, 11/29/95
- **Attempted 60-69 FG:** 71 vs Delaware St, 12/6/14
- **Attempted 70-79 FG:** 71 vs Delaware St, 12/6/14
- **Attempted 80 FG:** 85 at NC State, 02/10/11

THREE-POINT SHOOTING

- **Shot 50 percent:** .700 (7-10) vs Auburn, 11/23/14
- **Shot 60 percent:** .700 (7-10) vs Auburn, 11/23/14
- **Shot 70 percent:** .700 (7-10) vs Auburn, 11/23/14
- **Shot 80 percent:** .857 (6-7) vs St. John's, 03/19/88
- **Made 10 three-pt. field goals:** 10 (of 26) vs Ohio State 11/14/14
- **Attempted 20 three-pt. FG:** 26 (made 10) vs Ohio State 11/14/14

FREE THROW SHOOTING

- **Shot 80 percent:** .833 (10-12) at Xavier, 11/20/14
- **Shot 90 percent:** .909 (20-22) vs. Maryland, 01/23/14
- **Shot 100 percent:** 6-6 vs. Duke, 02/8/13
- **Made 20-29 free throws:** 20 vs. Maryland 01/23/14
- **Made 30-39 free throws:** 30 vs. North Carolina, 02/20/14
- **Attempted 30-39 FT:** 38 vs. North Carolina, 02/20/14
- **Attempted 40-49 FT:** 44 vs. Indiana, 11/26/09
- **Attempted 50+ FT:** **54 at Wake Forest, 01/6/05

SCORING

- **Scored 80 points:** 100 vs Delaware St, 12/6/14
- **Scored 90 points:** 100 vs Delaware St, 12/6/14
- **Scored 100 points:** 100 vs Delaware St, 12/6/14

REBOUNDING

- **Had 50 rebounds:** 51 vs Ohio State 11/14/14
- **Had 60 rebounds:** 63 at Alabama, 12/21/12
- **Had 70 rebounds:** **77 vs. Rider, 12/19/96

ASSISTS

- **Had 20 assists:** 23 vs Delaware St, 12/6/14
- **Had 30 assists:** **37 vs. Cleveland State, 11/29/95

STEALS

- **Had 15 steals:** 22 vs UMES, 12/17/13
- **Had 20 steals:** 22 vs UMES, 12/17/13
- **Had 25 steals:** 26 vs. Clemson, 02/12/12
- **UVA forced 30 turnovers:** 35 vs. UMES, 12/17/13
- **UVA committed 30 turnovers:** 32 at Alabama, 12/21/12

MISCELLANEOUS

- **UVA in OT:** L, 79-72 vs Tulane, 12/20/13
- **UVA in 2OT:** L, 73-70 at Alabama, 12/21/12
- **UVA in 3OT:** W, 105-100 at North Carolina, 01/15/98
- **UVA shot 60% from the floor in first half:** .600 (15-25) at Florida State, 3/2/14
- **UVA shot 60% from the floor in second half:** .650 (13-20) vs Auburn, 11/23/14
- **UVA shot less than 20% from floor first half:** .192 (5-26) at Maryland, 12/06/12
- **UVA shot less than 30% from floor first half:** .265 (9-34) at Duke, 01/16/14
- **UVA shot less than 30% from floor 2nd half:** .289 (11-38) at Florida State, 3/2/14
- **UVA scored less than 15 points in first half:** 13 at Florida State, 01/8/06
- **UVA held opp to less than 15 points first half:** 14 vs. Virginia Tech, 01/03/13
- **UVA held opp to less than 10 points first half:** 6 vs. Norfolk State, 12/28/12
- **UVA held opponent to less than 30 points:** 23 vs. Norfolk State, 12/28/12
- **UVA failed to make at least one three-pointer:** 0-10 vs. Kansas State, 11/29/13

**school record



2014-15 HIGHS/LOWS

VIRGINIA HIGHS

Points 100 vs Delaware State 12/06/14
 FG Made 38 vs Delaware State 12/06/14
 FG Attempts 76 vs Ohio State 11/14/14
 FG %535 (38-71) vs Delaware State 12/06/14
 3FG Made 10 vs Ohio State 11/14/14
 3FG Attempts 26 vs Ohio State 11/14/14
 3FG %700 (7-10) vs Auburn 11/23/14
 Free Throws Made 17 at Illinois 12/03/14
 Free Throw Attempts 26 at Illinois 12/03/14
 Free Throw %833 (10-12) at Xavier 11/20/14
 Rebounds 51 vs Ohio State 11/14/14
 Assists 23 vs Delaware State 12/06/14
 Steals 14 at FIU 11/30/14
 Blocked Shots . . 7 (2x) vs Delaware State 12/06/14
 Turnovers 18 at Illinois 12/03/14
 Fouls 20 (2x)

OPPONENT HIGHS

86 at Illinois 12/03/14
 33 at Illinois 12/03/14
 74 vs Ohio State 11/14/14
 550 (33-60) at Illinois 12/03/14
 11 vs Ohio State 11/14/14
 30 vs Ohio State 11/14/14
 545 (6-11) at FIU 11/30/14
 14 vs Radford 11/16/14
 21 at Illinois 12/03/14
 875 (14-16) vs Delaware State 12/06/14
 43 vs Radford 11/16/14
 17 at Illinois 12/03/14
 8 vs Auburn 11/23/14
 5 vs Ohio State 11/14/14
 25 at FIU 11/30/14
 22 vs Radford 11/16/14

VIRGINIA LOWS

Points 62 vs Toledo 11/28/14
 FG Made 21 at Illinois 12/03/14
 FG Attempts 46 vs Auburn 11/23/14
 FG %375 (21-56) at Illinois 12/03/14
 3FG Made 2 at FIU 11/30/14
 3FG Attempts 7 at Xavier 11/20/14
 3FG %143 (2-14) vs Radford 11/16/14
 Free Throws Made 7 vs Toledo 11/28/14
 Free Throw Attempts 11 at FIU 11/30/14
 Free Throw %636 (7-11) vs Toledo 11/28/14
 Rebounds 21 at FIU 11/30/14
 Assists 9 at Illinois 12/03/14
 Steals 1 vs Toledo 11/28/14
 Blocked Shots 0 vs Toledo 11/28/14
 Turnovers 9 vs Toledo 11/28/14
 Fouls 15 at Xavier 11/20/14

OPPONENT LOWS

47 vs Radford 11/16/14
 16 vs Radford 11/16/14
 54 vs Radford 11/16/14
 296 (16-54) vs Radford 11/16/14
 1 vs Radford 11/16/14
 18 vs Radford 11/16/14
 056 (1-18) vs Radford 11/16/14
 3 vs Auburn 11/23/14
 12 vs Auburn 11/23/14
 250 (3-12) vs Auburn 11/23/14
 29 at Illinois 12/03/14
 7 vs Radford 11/16/14
 0 vs Radford 11/16/14
 0 vs Toledo 11/28/14
 9 vs Ohio State 11/14/14
 14 at Xavier 11/20/14

VIRGINIA INDIVIDUAL HIGHS

Points 26 Randolph at Xavier 11/20/14
 FG Made 9 (2x)
 FG Attempts . . 22 Randolph vs Ohio State 11/14/14
 FG % 8-10 Venson vs Delaware State 12/06/14
 3FG Made 5 (2x) last Venson vs DSU 12/6/14
 3FG Attempts 7 (several)
 3FG Percentage . . 5-7 Mason vs Ohio State 11/14/14
 5-7 Venson vs Delaware State 12/06/14
 2-2 Randolph at Xavier 11/20/14
 FT Made 8 Randolph at Xavier 11/20/14
 FT Attempts 11 Imovbioh at Illinois 12/03/14
 FT Percentage . . . 8-8 Randolph at Xavier 11/20/14
 5-5 Randolph at Illinois 12/03/14
 Rebounds 24 Imovbioh vs Ohio State 11/14/14
 Assists 7 Mason vs Delaware State 12/06/14
 Steals 5 (2x)
 Blocked Shots . . 3 Imovbioh vs Ohio State 11/14/14
 Turnovers 5 Randolph at Illinois 12/03/14

OPPONENT INDIVIDUAL HIGHS

27 Alston vs Ohio State 11/14/14
 9 (2x) last: Montgomery vs Auburn 11/23/14
 27 Mitchell vs Ohio State 11/14/14
 7-9 Grant at Illinois 12/03/14
 6 Montgomery vs Auburn 11/23/14
 12 Mitchell vs Ohio State 11/14/14
 4-6 Simmons at Illinois 12/03/14
 7 Gaffney at Xavier 11/20/14
 9 Rasmussen vs Toledo 11/28/14
 7-8 Gaffney at Radford 11/20/14
 6-6 Zanoquera vs Toledo 11/28/14
 11 Pound at FIU 11/30/14
 10 Zanoquera vs Toledo 11/23/14
 3 Crawford at Illinois 12/03/14
 3 Hart vs Ohio State 11/14/14
 7 Gaymon vs Radford 11/16/14


1
**MIKAYLA
VENSON**

 Guard • Freshman
5-7
Arlington, Va.
Yorktown High School

2
**JAE'LISA
ALLEN**

 Forward • Freshman
6-2
White Hall High School
Pine Bluff, Ark.


3
**SARAH BETH
BARNETTE**

 Forward • Senior
6-2
Lexington Christian Acad./
Univ. of Kentucky
Lexington, Ky.

10
**J'KYRA
BROWN**

 Guard • Sophomore
5-11
Rocky Mount High School
Rocky Mount, N.C.

12
**BREYANA
MASON**


 Guard • Sophomore
5-8
Forest Park High School
Woodbridge, Va.

13
**TIFFANY
SUAREZ**

 Guard • Sophomore
5-11
Our Lady of Lourdes
Miami, Fla.

15
**JARYN
GARNER**


 Guard • Junior
5-7
Germantown Academy
Sewell, N.J.

20
**FAITH
RANDOLPH**

 Guard • Junior
5-10
Our Lady of Good Counsel
Derwood, Md.

21
**LAUREN
MOSES**

 Forward • Freshman
6-2
Mount Holly, N.J.
Rancocas

23
**ALIYAH
HULAND EL**

 Guard • Freshman
6-1
Randolph High School
Randolph, N.J.

42
**SARAH
IMOV BIOH**

 Forward • Senior
6-2
St. Anne's-Belfield (Va.)
Abuja, Nigeria

44
**SYDNEY
UMERI**

 Forward • Sophomore
6-1
The Lovett School
Acworth, Ga.

**JOANNE
BOYLE**

 Head Coach
Fourth Season

**KIM
MCNEILL**

 Associate Head Coach
Fourth Season

**LA'KESHIA
FRETT MEREDITH**

 Assistant Coach
Second Season

**CORY
MCNEILL**

 Assistant Coach
Fourth Season

**SARAH
HOLSINGER**

 Asst. AD/Operations
Fourth Season