



# VIRGINIA

## 2015-16 VIRGINIA CAVALIER WOMEN'S BASKETBALL GAME NOTES

### 2015-16 Schedule/Results

Nov. 13	at Middle Tennessee	W, 70-66
<b>Nov. 16</b>	<b>NORFOLK STATE</b>	<b>W, 86-50</b>
Nov. 19	at Auburn	W, 69-52
<b>Nov. 22</b>	<b>LONGWOOD</b>	<b>W, 81-46</b>
Nov. 26	vs. Green Bay^	W, 68-59
Nov. 27	vs. Rutgers^	L, 60-48
Nov. 28	vs. Tulane^	L, 67-62
<b>Dec. 02</b>	<b>No. 24 IOWA</b>	<b>L, 85-73</b>
<b>Dec. 05</b>	<b>NJIT</b>	<b>W, 81-54</b>
<b>Dec. 08</b>	<b>BOWLING GREEN</b>	<b>W, 68-39</b>
<b>Dec. 18</b>	<b>CHARLESTON SOUTHERN</b>	<b>W, 85-65</b>
Dec. 21	at No. 9 Ohio State	L, 93-73
<b>Dec. 28</b>	<b>Richmond 54, Lafayette 46%</b>	
<b>Dec. 28</b>	<b>COPPIN STATE%</b>	<b>W, 75-40</b>
<b>Dec. 29</b>	<b>Coppin State 64, Lafayette 57</b>	
<b>Dec. 29</b>	<b>RICHMOND%</b>	<b>W, 71-51</b>
<b>Jan. 03</b>	<b>No. 22 MIAMI*</b> <sup>RSN</sup>	<b>1 p.m.</b>
<b>Jan. 07</b>	<b>NOTRE DAME*</b>	<b>7 p.m.</b>
Jan. 10	at Wake Forest*	2 p.m.
<b>Jan. 14</b>	<b>LOUISVILLE*</b>	<b>7 p.m.</b>
Jan. 17	at Georgia Tech*	
Jan. 21	at Florida State*	
<b>Jan. 24</b>	<b>PITTSBURGH*</b> <sup>RSN</sup>	<b>1 p.m.</b>
Jan. 27	at NC State*	
Feb. 4	at Duke*	
<b>Feb. 7</b>	<b>VIRGINIA TECH*</b>	<b>2 p.m.</b>
<b>Feb. 11</b>	<b>SYRACUSE*</b> <sup>RSN</sup>	<b>7 p.m.</b>
Feb. 14	at Boston College*	
Feb. 18	at Louisville*	
<b>Feb. 21</b>	<b>CLEMSON*</b> <sup>RSN</sup>	<b>1 p.m.</b>
<b>Feb. 25</b>	<b>NORTH CAROLINA*</b> <sup>RSN</sup>	<b>7 p.m.</b>
Feb. 28	at Virginia Tech	2 p.m.

\* ACC game

^ Paradise Jam (U.S. Virgin Islands)

% Cavalier Classic Tournament

[RSN] - ACC Regional Sports Networks

[ESPN3] - streamed online on ESPN.go.com/  
watchespn

All Times Eastern

Rankings are Associated Press

### Game #15 • Jan. 3, 2016 • 1 p.m.

John Paul Jones Arena • Charlottesville, Va.



**Virginia Cavaliers (10-4, 0-0 ACC)**

vs

**No. 22 Miami Hurricanes (13-1, 1-0 ACC)**



**Radio:** WINA 1070-AM and 98.9 FM: Channing Poole, Chelsea Shine

**TV:** RSN: Tom Werme, Debbie Antonelli

The Virginia women's basketball team (10-4, 0-0 ACC) opens up Atlantic Coast Conference play on Sunday, Jan. 3, hosting No. 22 Miami (13-1, 1-0 ACC) at 1 p.m. at John Paul Jones Arena.

Virginia heads into conference play having won five of its last six games, all of the victories coming on the home court. In this week's Cavalier Classic tournament, the Cavaliers dominated first-half action, outscoring Coppin State and Richmond a combined 80-40 before halftime.

Sophomore Lauren Moses (Mount Holly, N.J.) followed up the best shooting game of her career in which she went 7-of-8 from the field against Coppin State with her most dominant rebounding game of her career. Against Richmond, Moses grabbed a career-high 14 rebounds, with eight of those coming in the first 8:03 of the game. Moses also scored 13 points for her third double-double of the year, earning tournament MVP honors. This was the second time this season Moses earned All-Tournament honors as she was named to the Paradise Jam All-Tournament team in November.

Senior Faith Randolph (Derwood, Md.), who earned ACC Co-Player of the Week honors on Monday, only made a combined seven field goals and scored 20 points in the Cavalier Classic, but tallied 11 assists and nine rebounds, including grabbing seven boards in the opener against Coppin State. Randolph has four or more assists in four of the last five games and five or more rebounds in three of the last five contests.

Virginia is 23-15 all-time in ACC openers including a 62-47 victory over Virginia Tech last year in Blacksburg.

The Cavaliers are 8-7 all-time against Miami, including falling 62-52 last season in the ACC Tournament second round, and 6-6 in ACC games against the Hurricanes.

### Projected Starting Lineup

G	1	Mikayla Venson	So.	15.1 ppg	2.6 rpg	38 assts/16 stls
• ACC All-Freshman team last season; career-high 28 points against Iowa; T-6th ACC in scoring						
G	12	Breyana Mason	Jr.	8.3 ppg	3.3 rpg	37 assts/27 stls
• ACC All-Academic Team last season; 6 assists at Ohio State; 8 reb vs Richmond						
G	20	Faith Randolph	Sr.	13.8 ppg	4.4 rpg	42 assts/15 steal
• ACC Co-Player of the Week (12/28); tied career high with 26 pts at OSU						
F	21	Lauren Moses	So.	10.9 ppg	7.7 rpg	17 assts/25 stls
• Paradise Jam All-Tournament team; Cavalier Classic Tournament MVP; T-4th ACC rebounding						
F	44	Sydney Umeri	Jr.	2.6 ppg	4.3 rpg	6 assts/9 steals
• At Middle Tennessee, made first start since Jan. 5, 2014 (Pitt)						

**QUICK FACTS**
**THE UNIVERSITY OF VIRGINIA**

Name.....The University of Virginia  
 Founded.....by Thomas Jefferson in 1819  
 Nicknames.....Cavaliers, Wahooos, 'Hoos  
 Location.....Charlottesville, Va.  
 Enrollment.....21,238 (14,898 undergraduate)  
 President.....Teresa A. Sullivan (Michigan State '70)  
 Athletics Director.....Craig Littlepage (Pennsylvania '73)  
 Conference.....Atlantic Coast Conference (ACC)  
 Colors.....Orange and Blue  
 Official Athletics Websites.....VirginiaSports.com  
 .....VirginiaSportsTV.com  
 University Website.....virginia.edu

**WOMEN'S BASKETBALL INFORMATION**

First Season of Basketball.....1973-74  
 All-Time Record.....864-414 (43rd year)\*  
 All-Time Home Record.....426-188\*  
     John Paul Jones Arena.....123-38 (10th season)\*  
     University Hall.....302-149  
 All-Time ACC Record.....337-194 (36 years)\*  
 Home Facility.....John Paul Jones Arena (14,593)  
 Press Row Phone Number.....434-962-0579  
 NCAA Tournament Appearances/Last.....24/2010  
 NCAA Tournament Record.....33-24  
 WNIT Tournament Appearances/Last.....5/2012  
 WNIT Tournament Record.....11-6  
 2014-15 Record.....17-14  
 ACC Record/Finish.....7-9/9th  
 Letterwinners Returning/Lost.....7/3  
 Starters Returning/Lost.....4/1  
 Newcomers.....4

**COACHING & SUPPORT STAFF**

Head Coach.....Joanne Boyle  
 Career Record.....287-152\*  
 Virginia Record.....83-59\*  
 Associate Head Coach.....Kim McNeill  
 Assistant Coach.....La'Keshia Frett Meredith  
 Assistant Coach.....Cory McNeill  
 Asst AD WBB Operations.....Sarah Holsinger  
 Assistant Director of Operations.....Hadley Zeavin  
 Video Coordinator.....James Rogol  
 Athletic Trainer.....Shannon Soares  
 Strength & Conditioning.....Robb Hornett  
 Equipment Manager.....Matt Althoff

\*records through games of 12/30/15

**INTERVIEW POLICY**

All interview requests for Virginia women's basketball must be made through Melissa Dudek in the Virginia Athletics Media Relations Office. Players' individual phone numbers will not be given to the media at any time. Game day interviews will not be granted until the postgame press conference opportunity. Please give a minimum of 24 hours notice for all interview requests.

**HOOS HOT**

- Lauren Moses was one point shy of matching her career high with 17 points against Coppin State
- Moses started the game 7-of-7 from the field and didn't miss a shot until the final nine seconds of the third period, finishing the game 7-of-8 from the field
- Moses has scored in double digits in eight of the last nine games and had double-digit rebounds in four of the last six games
- Moses had career-high seven offensive rebounds against Richmond
- Mikayla Venson has scored in double-digits in seven-straight games with three 24-point performances in that span
- Venson is 27-of-55 (49.1 percent) from the field in the last four games
- Venson was 10-of-14 from three prior to the Richmond game when she made 1-of-6, but is still shooting 55.0 percent from long range in the last four games
- Venson had a streak of 26-consecutive made free throw attempts, dating back to the Auburn game (Nov. 19), snapped in the third quarter of the Ohio State game. She leads the ACC in free throw percentage (86.7)
- Venson was named to the Cavalier Classic All-Tournament Team alongside Moses
- Faith Randolph had six assists and seven rebounds against Coppin State. In the last five games, Randolph is averaging 4.6 rebounds and 4.8 assists per game
- Randolph had her first 20-point game of the season at Ohio State, matching her career-high with 26 points
- Breyana Mason went 4-of-6 from three-point range in the Cavalier Classic
- Mason logged a career-high eight rebounds against Richmond after snagging five against Coppin State
- Aliyah Huland El scored 13 points in 19 minutes against Richmond, going 6-of-9 from the field including 5-of-5 shooting from inside the arc

**DECEMBER TO REMEMBER**

- Mikayla Venson averaged 17.9 points per game in the seven games in the month moving into the top-10 in scoring in the conference for the first time in her career (currently 9th)
- Venson is 20-of-22 (90.9 percent) from the free throw line and 19-of-43 (45.3 percent) from three [43-95 45.3 percent overall]
- Venson has 43 field goals and 24 assists
- Faith Randolph is averaging 14.4 points per game and 4.0 rebounds per game
- Randolph has 26 assists (3.7 per game) and a 2.1 assist-to-turnover ratio
- Lauren Moses is averaging 11.7 points and 9.0 rebounds per game (33 O-boards, 30 defensive) with
- Moses moved into the top-10 in the ACC in rebounding (currently T-6th)
- Aliyah Huland El is averaging 11.6 points in 21.0 minutes per game

**ACC TOP-10**

- Mikayla Venson is tied for sixth in scoring (15.1 ppg)
- Venson leads the ACC in free throw percentage (86.7)
- Lauren Moses is tied for fourth in rebounding (7.7 rpg)
- Faith Randolph is tied for ninth in free throw percentage (80.0)
- Virginia leads the conference in free throw shooting (73.9 percent)

**REBOUNDING GUARDS**

- Breyana Mason had a career-high eight rebounds against Richmond, the eighth time this season one of the guards has grabbed seven or more rebounds in a game and the 22nd time a guard has logged five or more rebounds
- Faith Randolph is second on the team in rebounding, averaging 4.4 per game

**DUKE ALUMNAE**

- Both Virginia head coach Joanne Boyle and Miami head coach Katie Meier graduated from Duke but were not teammates with the Blue Devils
- Boyle graduated from Duke in 1985 and Meier received her undergraduate degree in 1989 and her masters as a redshirt senior in 1990
- Both Boyle and Meier played in Europe at the same time in the early 1990's with Boyle playing in Luxembourg and Germany and Meier in Belgium

**ACC CO-PLAYER OF THE WEEK (DEC. 28)**

- Faith Randolph was named Atlantic Coast Conference Women's Basketball Co-Player of the Week with Notre Dame's Lindsay Allen.
- Virginia's Randolph matched her career high with 26 points at No. 9/10 Ohio State. The senior from Derwood, Maryland, started a furious UVA third-quarter comeback, hitting three early 3-pointers as part of a 14-point quarter that turned a 14-point halftime deficit into a three-point game with 1:56 remaining in the third quarter. Randolph shot 50-percent from the field, which included a 66.7 clip from long range.
- This is the second ACC weekly honor of Randolph's career and first for a UVA player this season.

**FREE THROWS**

- Virginia now leads in the ACC in free throw shooting efficiency at 74.1 percent
- Mikayla Venson had a streak of 26-consecutive made free throws, including going 6-of-6 against Iowa and 8-of-8 against Green Bay, snapped in the third quarter at Ohio State
- Venson is second in the ACC with an 88.6 free throw shooting percentage
- Faith Randolph, who led the ACC in free throw percentage last season (90.7 percent) snapped a streak of 14-consecutive made free throw attempts in the Charleston Southern game, going 4-of-6 from the stripe. Randolph is shooting 78.6 percent this season (12th in the ACC)

**BLUE RIBBON PANEL  
PRESEASON  
ALL-CONFERENCE HONORS****ACC Preseason Poll**

1. Notre Dame - 753 points (41)
2. Florida State - 695 (8)
3. Louisville - 649 (2)
4. Duke - 638
5. Syracuse - 544
6. Miami - 477
7. North Carolina - 435
8. Virginia - 364
9. NC State - 336
10. Pitt - 329
11. Georgia Tech - 328
12. Boston College - 204
13. Virginia Tech - 148
14. Wake Forest - 139
15. Clemson - 81

**Preseason All-ACC Team**

Rebecca Greenwell, R-So., G, Duke  
Azura Stevens, So., F/G, Duke  
Adut Bulgak, Sr., C, Florida State  
Leticia Romero, Jr., G, Florida State  
Mariya Moore, So., G, Louisville  
Adrienne Motley, Jr., G, Miami  
Lindsay Allen, Jr., G, Notre Dame  
Brianna Turner, So., F, Notre Dame  
Alexis Peterson, Jr., G, Syracuse  
**Faith Randolph, Sr., G, Virginia**

**Preseason ACC Player of the Year**

Brianna Turner, So., F, Notre Dame

**ACC Newcomer Watch List**

Angela Salvadores, Fr, G, Duke  
Asia Durr, Fr, G, Louisville  
Destinee Walker, Fr., G, North Carolina  
Marina Mabrey, Fr., G, Notre Dame  
Arike Ogunbowale, Fr., G, Notre Dame

**2015-16 Women's Basketball Game Promotions/ Theme Games****Sunday, January 3 vs. Miami - Camper Reunion**

Campers Take Over JPJ! All campers, family, and friends can purchase tickets for \$4 each. Tickets must be purchased online and in advance of the game. The first 1,000 fans will receive an orange glow stick and a special edition 2015-16 women's basketball poster! Cavman's New Year Party- Pre-game activities include inflatable, face painting, poster coloring, 2016 sunglass decorating, and photos with Cavman.

**Thursday, January 7 vs. Notre Dame - Throwback Thursday: '80s Night**

Prizes will be randomly awarded to fans dressed in 80's costumes.

**Thursday, January 14 vs. Louisville - Throwback Thursday: '70s Night**

Prizes will be randomly awarded to fans dressed in 70's costumes.

**Sunday, January 24 vs. Pitt - National Girls and Women in Sports Day**

Pre-game youth sports festival featuring Virginia student-athletes.

**Thursday, February 11 vs. Syracuse - Throwback Thursday: '90s Night**

Prizes will be randomly awarded to fans dressed in 90's costumes.

**Sunday, February 21 vs. Clemson - Play4Kay Annual Pink game. First 1,500 fans receive a pink rally towel****Thursday, February 25 vs. UNC - Throwback Thursday: '00s Night**

Senior Night - Pregame senior recognition. Live DJ playing tunes from the early 2000's throughout the game

**TURNOVERS**

- Virginia has had fewer turnovers than its opponent in all but one game this season (Ohio State)
- UVA is averaging the third-fewest turnovers per game in the ACC at 14.6 and is fourth in turnover margin (+5.0)

**BENCH POINTS**

- Virginia's non-starters are averaging 21.2 points per game
- Last season, the UVA bench averaged 11.1 points per game
- Aliyah Huland El has two 20-point games coming off the bench this year
- There have been 10 double-digit scoring efforts by non-starters so far this season

**RALLY TIME**

- Virginia erased a 14-point deficit to comeback to win against Green Bay in the opener of the Paradise Jam
- In the final game of the Paradise Jam, Virginia twice erased double-digit deficits against Tulane, 11 points in the first quarter and 10 points in the third, but ultimately fell 67-62
- After trailing by 14 points at halftime at Ohio State, 43-29, UVA pulled to within three, 59-56, with 1:56 remaining in the third quarter but ultimately fell 93-73

**CAVALIER CLASSIC**

- Virginia went 2-0 in their home tournament, downing Coppin State 75-40 and Richmond 71-51
- Virginia was +15 rebounding in the tournament and +5 on the turnover margin
- Lauren Moses was named the tournament MVP. Moses scored a combined 30 points with 19 rebounds
- Against Coppin State, Moses started the game making her first seven field goal attempts, finishing the game 7-of-8 shooting with 17 points and five rebounds.
- Against Richmond, Moses logged her third double-double of the season, scoring 13 points with a career-high 14 rebounds. She grabbed eight of those rebounds in the first 8:03 of the year
- Mikayla Venson was named to the All-Tournament Team, averaging 13.5 points per game. Venson scored 16 points with four assists, three rebounds and a steal in the opener against Coppin State
- Faith Randolph scored a combined 20 points in the two games, but tallied 11 assists, nine rebounds and three steals

**AT OHIO STATE**

- After trailing by 14 points at halftime at Ohio State, 43-29, UVA pulled to within three, 59-56, with 1:56 remaining in the third quarter but ultimately fell 93-73
- Mikayla Venson scored 24 points, going 4-of-5 from three-point range. Venson scored 10 points in the fourth quarter.
- Faith Randolph matched her career high with 26 points, going 4-of-6 from three-point range. Randolph scored 14 points in the third quarter, hitting all four of her threes in the period
- Ohio State outscored Virginia 54-18 in the paint

### **DURING THE THREE-GAME WIN STREAK VS NJIT, BOWLING GREEN AND CHARLESTON SOUTHERN**

- ... averaged a +25.3 scoring margin
- ... has made at least eight three-pointers in each game
- ... is averaging 18.0 assists per game
- ... has 22 fewer turnovers than the opponents (+7.3 per game)
- ... has 36 more rebounds than the opponents (+12.0 per game)
- ... is averaging 63 shots to opponents' 50.3
- ... four Cavaliers averaged 12.0 or more points per game

### **ASSISTS VS CHARLESTON SOUTHERN**

- Faith Randolph dished eight assists against Charleston Southern, matching her career high as she also dished eight assists last season in the upset-win over No. 8 Louisville (3/1/15)
- Mikayla Venson also matched her career high with six assists against CSU
- Randolph and Venson combined for 14 of UVA's season-high 20 assists in the game
- It was the first time since the Delaware State game last season (12/6/15) that the Cavaliers had 20 or more assists in a game

### **CAREER HIGHS**

- The Virginia sophomores had a span of four-straight games in which they posted career-high points
- Aliyah Huland El had her first career 20-point game at Auburn (11/19), matching that career-best in the next game against Longwood (11/22)
- Mikayla Venson scored a career-high 25 points against Green Bay in the Paradise Jam (11/26)
- Lauren Moses scored a career-high 18 points the next night against Rutgers (11/27)
- Venson topped her 25-point performance by scoring 28 points against Iowa (12/02), scoring 15 of those points in the fourth quarter

### **FIELD TRIP DAY**

- The Cavaliers had their third highest home attendance in program history with 10,048 at the Bowling Green game
- There were over 6,300 students from kindergarten through eighth grade in attendance at the game from 40 different middle and elementary schools

### **UVA DEFENSE VS BOWLING GREEN**

- Virginia's 68-39 victory over Bowling Green was the first time since Dec. 28, 2012 that the Cavaliers held an opponent to under 40 points
- It was the fourth time in the Joanne Boyle era that the opponent made a dozen or fewer field goals (the Falcons were 12-of-44)
- The Cavaliers forced a season-high 24 turnovers, including three 10-second violations and two charges
- 11 of the 12 Falcons committed at least one turnover and every player who was on the court for more than three minutes had at least one turnover
- Virginia was +15 in rebounding, their second-highest rebounding differential of the season and the second-straight game of having a double-digit edge in rebounds

### **Associated Press Poll Week 8 - Dec. 28**

1	Connecticut (32)	9-0	800
2	South Carolina	12-0	763
3	Notre Dame	10-1	725
4	Baylor	13-0	712
5	Texas	11-0	662
6	Maryland	11-0	654
7	Kentucky	10-0	597
8	Mississippi State	11-1	556
9	Ohio State	8-3	550
10	Oregon State	9-1	479
11	Stanford	9-2	472
12	Duke	9-3	402
13	Tennessee	8-3	394
14	Northwestern	11-1	349
15	Florida State	9-3	345
16	Texas A&M	9-3	327
17	Arizona State	8-3	244
18	Oklahoma	9-2	239
19	California	8-2	224
20	South Florida	7-2	192
21	UCLA	7-3	137
22	Miami (FL)	12-1	119
23	Missouri	12-0	101
24	Michigan State	9-2	99
25	DePaul	8-5	84

Others receiving votes: USC 36, Seton Hall 34, Georgia 27, Virginia Tech 18, Iowa 14, Oregon 14, Syracuse 14, Florida 4, UTEP 4, Princeton 4, Nebraska 3, Oklahoma State 2

Dropped from rankings:

### **USA Today Coaches' Poll Week 8 - Dec. 29**

1	Connecticut (32)	10-0	800
2	South Carolina	12-0	768
3	Notre Dame	11-1	720
4	Baylor	13-0	708
5	Maryland	11-1	659
6	Texas	11-0	654
7	Kentucky	11-0	607
8	Mississippi State	12-1	550
9	Ohio State	8-3	517
10	Oregon State	9-2	506
11	Stanford	10-2	475
12	Duke	9-3	411
13	Texas A&M	9-3	369
13	Florida State	10-3	369
15	Northwestern	11-1	352
16	Tennessee	8-3	290
17	South Florida	7-2	282
18	California	8-2	237
19	Oklahoma	9-2	209
20	Miami (FL)	12-1	165
21	Arizona State	9-3	164
22	Michigan State	9-2	129
23	Seton Hall	10-1	83
24	DePaul	8-5	79
25	Iowa	10-2	54

Others receiving votes: UCLA 44, Georgia 42, Missouri 41, Florida 24, Oregon 18, Syracuse 15, Virginia Tech 14, Princeton 9, St John's 8, Nebraska 8, USC 7, Auburn 4, Duquesne 3, Dayton 2, Boston College 2, Army 1, Tulane 1

Dropped from rankings:

**BIG TEN/ACC CHALLENGE**

- The Cavaliers have a 5-4 record all-time in the Challenge after falling 85-73 to Iowa this year
- The Hawkeyes broke open a tight game in the third quarter, outscoring the Cavaliers 23-10 in the period, taking a 20-point lead at the start of the fourth quarter. The Cavaliers mounted a 9-2 run midway through the fourth quarter, narrowing the gap to 11, 71-60, with 4:41 remaining, but Iowa scored five-straight points to take back control of the game and hand Virginia its third-straight loss
- Mikayla Venson had her second 20-point game of the season, finishing with a career-high 28 points, including scoring 15 points in the fourth quarter.
- Faith Randolph finished the game with 12 points, going 6-of-11 from the field.
- Both teams had hot-shooting performances with the Hawkeyes shooting 52.7 percent (29-of-55) and the Cavaliers 50 percent (29-of-58). Iowa made 10 three-pointers, going 10-of-24 from long range. Venson and Breyana Mason combined to make six threes for the Cavaliers.
- The ACC won five games on Day II of the Challenge to rally for the second-straight tie. The ACC has never lost the Challenge

**PARADISE JAM**

- Virginia went 1-2 in the tournament in the Virgin Islands, tying for second place
- The Cavaliers won the opener against Green Bay, 68-59
- Virginia trailed by as many as 14 points in the game and was down 35-22 with 1:35 remaining in the first half, but a 25-point performance from Mikayla Venson and a huge third-quarter in which UVA outscored Green Bay 22-7 helped the Cavaliers open the tournament with a victory.
- Virginia fell 60-48 to Rutgers, the tournament champions
- The Cavaliers trailed by just two points, 29-27, at the half, and tied the game 33-33 on a three-pointer from Mikayla Venson with 6:34 remaining in the third quarter, but made just 5-of-26 shots in the remainder of the game (19.2 percent) to fall to the Scarlet Knights.
- Virginia dropped the final game to Tulane, 67-62
- For the second time in the tournament, the Cavaliers rallied to erase a double-digit deficit, trailing by as many as 11 points in the game and by 10, 40-30, with 4:35 remaining in the fourth quarter. Virginia closed out the third quarter on a 15-2 run, taking a 45-42 lead into the fourth. Tulane retook the lead, 50-47, on a three-pointer with 7:03 remaining in the game and never trailed again. The Green Wave outscored the Cavaliers 25-17 in the final period, making six of their final eight field goal attempts to close out their victory.
- Faith Randolph scored 19 points. Aliyah Huland El just missed her first career double-double with nine points and 10 rebounds

**RUNS AGAINST LONGWOOD**

- The Cavaliers used a 9-0 run in the first quarter, a 16-0 run in the second quarter and a 14-0 third-quarter run to down the Lancers and improve to 4-0 on the season.
- Longwood only scored four points in the third quarter

**Inside Virginia Women's Basketball Radio Show**

The live show airs from 6-7 p.m. on WINA on select dates throughout the basketball season. Hosted by Channing Poole and held at Buffalo Wild Wings in the Barracks Rd. Shopping Center, the show features members of the coaching staff and players giving fans an inside look at Virginia Women's Basketball.

**Radio Show Dates**

Wednesday, Dec. 9  
Monday, Dec. 14  
Tuesday, Jan. 5  
Monday, Jan. 11  
Monday, Feb. 1  
Monday, Feb. 8  
Tuesday, Feb. 16

**VIRGINIA CAREER POINTS**

1.	Monica Wright	2007-10	2540
2.	Dawn Staley	1989-92	2135
3.	Heather Burge	1990-93	2058
4.	Wendy Palmer	1993-96	1918
5.	Lyndra Littles	2005-09	1876
6.	Tammi Reiss	1989-92	1842
7.	Tora Suber	1994-97	1767
8.	Cathy Grimes	1982-85	1745
9.	Donna Holt	1985-88	1634
10.	Tonya Cardoza	1987-91	1622
11.	DeMya Walker	1996-99	1583
12.	Daphne Hawkins	1984-88	1538
13.	Brandi Teamer	2002-05	1520
14.	Nancy Mayer	1984-87	1466
15.	Ataira Franklin	2011-14	1406
16.	Melissa Mahony	1979-82	1400
17.	Telisha Quarles	1999-02	1323
18.	Val Ackerman	1978-81	1316
19.	Monick Foote	1995-99	1315
20.	Ariana Moorer	2009-12	1297
21.	<b>Faith Randolph</b>	<b>2013-present</b>	<b>1202</b>
22.	Heidi Burge	1990-93	1191
23.	Sharnee Zoll	2005-08	1169

*(through games of 12/30/15)*

**ROAD WIN VS THE SEC**

- A big first-quarter by Mikayla Venson and a career-high 20 points from Aliyah Huland El helped the Cavaliers earn a 69-52 road victory at Auburn.
- Randolph finished the game with 15 points, with eight of those coming in the first quarter. Venson scored 14 points, including 10 in the second quarter. Huland El came off the bench to make 6-of-15 attempts from the field and 7-of-8 from the free throw line to tally her career-high 20 points
- The Tigers had a 43-39 edge in rebounding. Virginia shot 44.8 percent in the first half (13-of-29) but only made 9-of-34 (26.5 percent) in the final two quarters to shoot 34.9 percent for the game. Auburn shot 34.4 percent.

**BALANCED SCORING IN THE FIRST TWO GAMES**

- Virginia has had a very balanced approach to both scoring and rebounding in the first two games
- Six Cavaliers averaged 10 or more points a game through the first two contests
- In the 86-50 victory over Norfolk State, seven Cavaliers finished the game in double-digits, the first time in program history that seven players reached that benchmark in a single game
- In the opening 70-66 win at Middle Tennessee, five Cavaliers finished in double figures, a feat that the team accomplished just three times last season.
- The Virginia bench is averaged 32.5 points per game. Last year, the non-starters contributed 11.1 points per game

**DEBUTS**

- Three players made their Cavalier debuts in the season-opener at Middle Tennessee
- Freshman forward Moné Jones played 24 minutes, scoring six points with five rebounds
- Freshman center Debra Ferguson made her first career layup eight seconds after checking into the game for the first time
- Redshirt sophomore J'Kyra Brown scored 10 points, all in the third quarter
- Freshman Emily Battle made her collegiate debut against Norfolk State, scoring two points with a rebound

**SIGNING DAY**

- Head coach Joanne Boyle signed two five-star recruits and added a third with high-level international experience
- Jocelyn Willoughby is ranked the No. 8 wing in her class and No. 47 player overall by ESPN-W and No. 5 at her position and No. 28 overall by Prospects Nation. Willoughby is a standout at Newark Academy. She became the first player at her school to score 1,000 career points, doing so in her sophomore season. As a freshman and sophomore, she helped lead Newark to two-straight seasons with 21-or-more wins and back-to-back Prep B girls' basketball state titles.
- Dominique Toussaint, a 5-9 guard from Staten Island, N.Y., averaged 21.5 points, 6.4 rebounds and 3.2 assists per game as a junior. She was named the 2015 Queens Player of the Year, CHSAA Sportsmanship Player of the Year and earned First Team honors after helping lead Christ the King to the CHSAA Class AA State Semi-Final as a junior. Toussaint also earned Tri-State Second Team and NYS All-Tournament Team honors as she was a member of the team that won the NYC High School Championship and finished second in the New York State Federation Champion in 2014-15. She is ESPN-W's No. 48 overall recruit and No. 12 at her position and ranked at No. 25 by Prospect Nation in the 2016 class.
- Lisa Jablonowski, a 6-3 forward from Luxembourg, brings international experience as she has competed in 46 games in international tournaments. In 2015, Jablonowski averaged 14.6 points per game, 8.6 rebounds per game and 3.4 assists per game in the U18 European Championship. She received the Best Sportswoman, the most prestigious award in Luxembourg, for her performance in the 2014-15 season. A three-time MVP of the U16 and U18 divisions, she helped her team win the Luxembourg Cup in 2014 and guided them to second place finishes in the U14, U16 and U18 championships.

**PRESEASON ALL-ACC**

- Senior guard Faith Randolph was named to the 10-player Blue Ribbon Panel and the ACC Head Coaches' Preseason All-ACC Teams.
- Randolph ranked sixth in the conference in scoring at 16.4 points per game. Randolph tallied 11 20-point games last season en route to scoring her 1,000th career point during the 2015 ACC Tournament.
- Randolph was first on the team in steals (1.4 per game), third in rebounds (3.9), and third in assists (2.2). Among ACC players, she ranked first in free-throw percentage (90.7).
- Randolph was the 2014 ACC Sixth Player of the Year and a 2015 All-ACC Second Team honoree.
- Ataira Franklin was the last Cavalier to earn conference preseason accolades, earning them both her junior and senior seasons (2012 and 2013).

**CAVALIERS EIGHTH IN ACC PRESEASON POLL**

- For the second time in the last three seasons, Virginia was picked to finish eighth in the preseason ACC polls.
- Last season, Virginia was tabbed to finish 10th in prognostications, going on to finish ninth with eight ACC teams making the NCAA Tournament. Virginia earned the conference's automatic qualifier into the WNIT.
- Six of the Cavaliers' top seven scorers from last season are back: Faith Randolph (16.4 ppg) Mikayla Venson (11.9 ppg), Breyana Mason (9.5 ppg), Lauren Moses (6.1 ppg), Aliyah Huland El (5.6 ppg) and Sydney Umeri (2.7 ppg).

**ACC STANDINGS**

1.	Miami (FL)	1-0	13-1
	Notre Dame	1-0	12-1
	Louisville	1-0	9-5
4.	Virginia Tech	0-0	12-1
	Boston College	0-0	11-1
	Duke	0-0	11-3
	Syracuse	0-0	10-3
	Virginia	0-0	10-4
	Wake Forest	0-0	9-4
	North Carolina	0-0	10-5
	Pittsburgh	0-0	8-5
	Clemson	0-0	4-9
13.	Florida State	0-1	10-4
	Georgia Tech	0-1	10-4
	NC State	0-1	9-5



**NUMERICAL**

NO.	NAME	POS.	HT.	CLASS	HOMETOWN / PREVIOUS SCHOOL
00	Debra Ferguson	Forward	6-4	FR	Madison Heights, Va./Amherst County
1	Mikayla Venson	Guard	5-7	SO	Arlington, Va./Yorktown
2	Jae'Lisa Allen	Forward	6-2	SO	Pine Bluff, Ark./White Hall
10	J'Kyra Brown	Guard	5-11	R-SO	Rocky Mount, N.C./Rocky Mount HS/East Carolina
12	Breyana Mason	Guard	5-8	JR	Woodbridge, Va./Forest Park
13	Emily Battle	Forward	6-1	Fr.	Charlottesville, Va./St. Anne's-Belfield
20	Faith Randolph	Guard	5-10	SR	Derwood, Md./Our Lady of Good Counsel
21	Lauren Moses	Forward	6-2	SO	Mount Holly, N.J./Rancocas
23	Aliyah Huland El	Guard	6-1	SO	Randolph, N.J./Randolph
32	Moné Jones	Forward	6-3	FR	Durham, N.C./Riverside
35	Shakyna Payne	Forward	6-3	FR	Acworth, Ga./Southwest Atlanta Christian Academy
44	Sydney Umeri	Forward	6-1	JR	Acworth, Ga./The Lovett School

**ALPHABETICAL**

NO.	NAME	POS.	HT.	CLASS	HOMETOWN / PREVIOUS SCHOOL
2	Jae'Lisa Allen	Forward	6-2	SO	Pine Bluff, Ark./White Hall
13	Emily Battle	Forward	6-1	Fr.	Charlottesville, Va./St. Anne's-Belfield
10	J'Kyra Brown	Guard	5-11	R-SO	Rocky Mount, N.C./Rocky Mount HS/ East Carolina
00	Debra Ferguson	Forward	6-4	FR	Madison Heights, Va./Amherst County
23	Aliyah Huland El	Guard	6-1	SO	Randolph, N.J./Randolph
32	Moné Jones	Forward	6-3	FR	Durham, N.C./Riverside
12	Breyana Mason	Guard	5-8	JR	Woodbridge, Va./Forest Park
21	Lauren Moses	Forward	6-2	SO	Mount Holly, N.J./Rancocas
35	Shakyna Payne	Forward	6-3	FR	Acworth, Ga./Southwest Atlanta Christian Academy
20	Faith Randolph	Guard	5-10	SR	Derwood, Md./Our Lady of Good Counsel
44	Sydney Umeri	Forward	6-1	JR	Acworth, Ga./The Lovett School
1	Mikayla Venson	Guard	5-7	SO	Arlington, Va./Yorktown

**HEAD COACH:** Joanne Boyle (Duke '85), 5th Year at Virginia

**ASSOCIATE HEAD COACH:** Kim McNeill (Richmond '00), 5th Year at Virginia

**ASSISTANT COACH:** La'Keshia Frett Meredith (Georgia '97), 3rd year at Virginia

**ASSISTANT COACH:** Cory McNeill (Morgan State '02), 5th Year at Virginia

**PRONUNCIATION GUIDE**

Jae'Lisa Allen	JAY-lisa
J'Kyra Brown	Juh-KYE-rah
Aliyah Huland El	ahh-LEE-uh HOO-land-ELLE
Shakyna Payne	shuh-KYE-nuh
Sydney Umeri	EWV-merry
La'Keshia Frett Meredith	Lah-KEE-shah

# JAE'LISA ALLEN #2

Sophomore • Forward • 6-2 • Pine Bluff, Ark. • White Hall



## 2015-16

- Went 2-of-2 against NJIT, scoring four points in three minutes
- Played seven minutes against Norfolk State
- Played three minutes against Longwood (11/22)

## 2014-15

- Appeared in four games
- Made her collegiate debut against Radford (11/16), playing the final four minutes of the game
- Scored her first collegiate points in the final 30 seconds of the Delaware Stae game, giving the Cavaliers the basket that pushed them to the centruy mark

## HIGH SCHOOL

- 2011-14 All-Conference
- 2014 All-State
- 2014 Full Court Award
- 2012 and 2013 All-Tournament honoree at the Music City Madness tournament
- 2014 McDonald's All-America nominee

## 2015-16 GAME-BY-GAME:

Opponent	GS	FG-FGA	3FG-3FGA	FT-FTA	Off-Def	Total Reb	PF	Points	A	TO	Blk	Stl	Min
Mid Tenn		DNP											
NORFOLK ST		0-2	0-0	0-0	1-0	1	2	0	0	1	0	0	7
Auburn		DNP											
LONGWOOD		0-1	0-0	0-0	0-0	0	1	0	0	0	0	0	3
Green Bay		DNP											
Rutgers		DNP											
Tulane		DNP											
IOWA		DNP											
NJIT		2-2	0-0	0-0	0-0	0	0	4	0	0	0	0	3
BGSU		DNP											
CHAR SOUTH		DNP											
Ohio State		DNP											
COPPIN		0-0	0-0	0-0	0-1	1	0	0	0	0	0	0	2
RICHMOND		DNP											
MIAMI													
NOTRE DAME													
Wake													
LOUISVILLE													
G Tech													
at FSU													
PITT													
NC State													
Duke													
VT													
SYRACUSE													
at BC													
Louisville													
CLEMSON													
UNC													
VTech													

## SINGLE GAME BESTS

### POINTS

Season: 4 vs NJIT (12/5)  
Career: 4 vs NJIT (12/5/15)

### REBOUNDS

Season: 2  
Career: 1

### FG MADE

Season: 2  
Career: 2

### FG ATTEMPTS

Season: 2  
Career: 2

### 3 PT FG MADE

Season: 0  
Career: 0

### 3 PT FG ATTEMPTS

Season: 0  
Career: 0

### FT MADE

Season: 0  
Career: 0

### FT ATTEMPTS

Season: 0  
Career: 0

### ASSISTS

Season: 0  
Career: 0

### BLOCKS

Season: 0  
Career: 0

### STEALS

Season: 0  
Career: 0

## VIRGINIA CAREER STATISTICS

Year	G-GS	Min/Avg	FG-FGA	Pct.	3FG-A	Pct.	FT-FTA	Pct.	O-D	T	Avg.	Pf-DQ	Ast	TO	Blk	St	Pts	Avg
2014-15	4-0	13/3.3	1-3	.333	0-0	.000	0-0	.000	0-2	2	0.5	3-0	0	0	0	0	2	0.5
2015-16	4-0	15/3.8	2-5	.400	0-0	.000	0-0	.000	1-1	2	0.5	3-0	0	1	0	0	4	1.0
TOTAL	8-0	28/3.5	3-8	.375	0-0	.000	0-0	.000	1-3	4	0.5	6-0	0	1	0	0	6	0.8

# EMILY BATTLE

# #13



Freshman • Forward • 6-1 • Charlottesville, Va • St. Anne's-Belfield

## 2015-16

- Made her collegiate debut against Norfolk State, scoring two points with a rebound

## HIGH SCHOOL

- Earned All-Academic Team honors at the Flint Hill Tournament and the St. Anne's-Belfield Tip-off Tournament
- ACAC/Women's Sports Academic Scholarship
- 2015 St. Anne's-Belfield Coach's Award
- Averaged 5.4 points, 6.1 rebounds, and 1.5 blocks per game her senior season

## PERSONAL

- Daughter of Martha and Robert Battle

## SINGLE GAME BESTS

### POINTS

Season: 2

Career:

### REBOUNDS

Season:

Career:

### FG MADE

Season:

Career:

### FG ATTEMPTS

Season:

Career:

### 3 PT FG MADE

Season:

Career:

### 3 PT FG ATTEMPTS

Season:

Career:

### FT MADE

Season:

Career:

### FT ATTEMPTS

Season:

Career:

### ASSISTS

Season:

Career:

### BLOCKS

Season:

Career:

### STEALS

Season:

Career:

## 2015-16 GAME-BY-GAME:

Opponent	GS	FG-FGA	3FG-3FGA	FT-FTA	Off-Def	Total Reb	PF	Points	A	TO	Blk	Stl	Min
Mid Tenn		DNP											
NORFOLK ST		1-1	0-0	0-0	0-1	1	0	2	0	0	0	0	2
Auburn		DNP											
LONGWOOD		0-0	0-0	0-0	0-0	0	0	0	0	0	0	0	1
Green Bay		DNP											
Rutgers		DNP											
Tulane		DNP											
IOWA		DNP											
NJIT		0-0	0-0	1-2	0-1	1	0	1	0	0	0	0	2
BGSU		0-0	0-0	0-0	0-0	0	0	0	0	1	0	0	3
CHAR SOUTH		DNP											
Ohio State		DNP											
COPPIN		0-0	0-0	0-0	0-0	0	0	0	0	0	0	0	2
RICHMOND		DNP											
MIAMI													
NOTRE DAME													
Wake													
LOUISVILLE													
G Tech													
at FSU													
PITT													
NC State													
Duke													
VT													
SYRACUSE													
at BC													
Louisville													
CLEMSON													
UNC													
VTech													

## VIRGINIA CAREER STATISTICS

Year	G-GS	Min/Avg	FG-FGA	Pct.	3FG-A	Pct.	FT-FTA	Pct.	O-D	T	Avg.	Pf-DQ	Ast	TO	Blk	St	Pts	Avg
2015-16	5-0	10/2.0	1-1	1.000	0-0	.00	1-2	.500	0-2	2	0.4	0-0	0	1	0	0	3	0.6

# J'KYRA BROWN

# #10

RS Sophomore • Guard • 5-11 • Rocky Mount, N.C. • Rocky Mount HS



## 2015-16

- Scored 10 points, all in the third quarter, in her Cavalier debut at MT (11/13)
- Started Cavalier career with back-to-back 10- point games, scoring 11 in 21 minutes against Norfolk State
- Scored seven points with seven rebounds, three steals and two assists in 16 minutes against Bowling Green (12/8)

## 2014-15

- Sat out the season under NCAA rules after transferring from East Carolina

## 2013-14 AT EAST CAROLINA

- Averaged 5.9 points per game while twice named C-USA Freshman of Week
- Scored a season-high 29 points against Louisiana Tech, going 11-of-14 from the field and 6-of-8 from three-point range against the Lady Techsters

## HIGH SCHOOL

- Averaged 25.5 ppg, 6.1 rpg, 3.4 spg, 2.4 apg & 1.2 bpg
- 2013 NCBCA Female Basketball POY, NC AP POY, All-District POY, Rocky Mount Female Athlete POY
- Three-time Big East POY, Rocky Mount Telegram All-Area POY
- Rocky Mount's All-Time Female Leading Scorer
- Three-time NC AP All-State First Team
- Two-time All-District First Team
- NC Prep All-State First Team
- NCHSAA Sectional MVP, All-Regional 1st Team
- Also lettered three years in track, earning MVP honors in 2013 and was the

## 2015-16 GAME-BY-GAME:

Opponent	GS	FG-FGA	3FG-3FGA	FT-FTA	Off-Def	Total Reb	PF	Points	A	TO	Blk	Stl	Min
Mid Tenn St	3-7	2-3	2-4	0-4	4	3	10	1	4	1	0	0	17
NORFOLK ST	4-6	1-2	2-2	0-2	2	3	11	3	3	0	0	0	21
Auburn	0-2	0-1	4-4	1-2	3	0	4	2	0	0	0	0	13
LONGWOOD	2-10	0-5	0-0	1-4	5	0	4	2	1	0	0	0	17
Green Bay	0-2	0-1	2-2	0-0	0	2	2	0	1	0	0	0	12
Rutgers	1-7	1-4	3-4	0-1	1	3	6	1	2	0	0	0	16
Tulane	0-1	0-0	0-0	0-0	0	0	0	1	1	0	0	0	5
IOWA	0-1	0-0	0-0	0-1	1	2	0	0	2	0	0	0	10
NJIT	3-8	1-4	1-1	1-0	1	2	8	3	1	0	3	3	17
BGSU	2-6	1-2	2-4	3-4	7	0	7	2	2	0	3	3	16
CHAR SOUTH	4-8	2-4	0-0	3-3	6	2	10	1	2	0	1	23	
Ohio State	0-5	0-1	0-0	0-1	1	1	0	0	1	0	0	0	5
COPPIN	2-6	1-2	2-2	2-4	6	1	7	2	1	0	0	0	22
RICHMOND	3-4	2-3	0-0	1-2	3	1	8	2	0	0	1	12	
MIAMI													
NOTRE DAME													
Wake													
LOUISVILLE													
G Tech													
at FSU													
PITT													
NC State													
Duke													
VT													
SYRACUSE													
at BC													
Louisville													
CLEMSON													
UNC													
VTech													

## SINGLE GAME BESTS

### POINTS

Season: 11 vs. Norfolk State (11/16/15)

Career:

### REBOUNDS

Season: 7 vs. Bowling Green (12/8)

Career:

### FG MADE

Season: 4 vs Norfolk State (11/16)

Career:

### FG ATTEMPTS

Season: 10 vs. Longwood (11/22)

Career:

### 3 PT FG MADE

Season: 2

Career:

### 3 PT FG ATTEMPTS

Season: 3

Career:

### FT MADE

Season: 4

Career:

### FT ATTEMPTS

Season: 4

Career:

### ASSISTS

Season: 3 (2x)

Career:

### BLOCKS

Season:

Career:

### STEALS

Season:

Career:

## EAST CAROLINA CAREER STATISTICS

Year	G-GS	Min/Avg	FG-FGA	Pct.	3FG-A	Pct.	FT-FTA	Pct.	O-D	T	Avg.	Pf-DQ	Ast	TO	Blk	St	Pts	Avg
2013-14	31-1	341/11.0	63-155	.406	27-81	.333	31-42	.738	21-31	52	1.7	45-0	25	41	9	16	184	5.9

## VIRGINIA CAREER STATISTICS

Year	G-GS	Min/Avg	FG-FGA	Pct.	3FG-A	Pct.	FT-FTA	Pct.	O-D	T	Avg.	Pf-DQ	Ast	TO	Blk	St	Pts	Avg
2015-16	14-0	206/14.7	24-73	.329	11-32	.344	18-23	.783	12-28	40	2.9	20-0	20	21	1	8	77	5.5

# DEBRA FERGUSON

# #00



Freshman • Forward • 6-4 • Madison Heights, Va • Amherst County

## 2015-16

- Made her collegiate debut in the 3rd Q at Middle Tenn (11/13), making a layup eight seconds after checking in

## HIGH SCHOOL

- Two-time First-Team All-Conference 23 honoree at Amherst County
- 1st-Team-All-Seminole District honors after twice being named 2nd team
- As team captain her senior season, averaged 13.9 points, 8.6 reb and 2.0 blocks
- Her AAU team, the NC Spartans, won 2014 AAU National Championship in Orlando, FL.

## PERSONAL

- Father is Charles Ferguson
- Mother and step-father are Rachel and James Richardson
- Older brother, Cordaro Ellis, played one year of basketball at Eastern Kentucky before transferring to Pikeville University where he was part of its 2011 NAIA I National Championship team
- Graduated with honors in the top-25 of her class at Amherst County HS
- Volunteered over 50 hours at The Daily Bread soup kitchen
- Undeclared major

## 2015-16 GAME-BY-GAME:

Opponent	GS	FG-FGA	3FG-3FGA	FT-FTA	Off-Def	Total Reb	PF	Points	A	TO	Blk	Stl	Min
Mid Tenn	1-1	0-0	0-0	0-0	0-0	0	0	2	0	0	0	0	4
NORFOLK ST	1-3	0-0	0-0	2-2	0-3	3	2	4	0	1	1	0	10
Auburn	DNP												
LONGWOOD	1-2	0-0	0-0	0-0	1-0	1	4	2	0	1	1	0	11
Green Bay	DNP												
Rutgers	DNP												
Tulane	DNP												
IOWA	DNP												
NJIT	0-1	0-0	0-0	0-0	0-1	1	1	0	0	1	0	0	4
BGSU	0-0	0-0	0-0	0-0	0-1	1	3	0	0	0	0	1	4
CHAR SOUTH	0-0	0-0	0-0	1-2	0-0	0	0	1	0	0	0	0	3
Ohio State	DNP												
COPPIN	0-1	0-0	0-0	0-0	0-1	1	0	0	0	1	0	0	4
RICHMOND	0-1	0-0	0-0	0-0	0-0	0	1	0	0	0	0	0	1
MIAMI													
NOTRE DAME													
Wake													
LOUISVILLE													
G Tech													
at FSU													
PITT													
NC State													
Duke													
VT													
SYRACUSE													
at BC													
Louisville													
CLEMSON													
UNC													
VTech													

## SINGLE GAME BESTS

### POINTS

Season: 4

Career:

### REBOUNDS

Season: 3

Career:

### FG MADE

Season: 1

Career:

### FG ATTEMPTS

Season: 3

Career:

### 3 PT FG MADE

Season:

Career:

### 3 PT FG ATTEMPTS

Season:

Career:

### FT MADE

Season: 2

Career:

### FT ATTEMPTS

Season: 2

Career:

### ASSISTS

Season:

Career:

### BLOCKS

Season: 1

Career:

### STEALS

Season:

Career:

## VIRGINIA CAREER STATISTICS

Year	G-GS	Min/Avg	FG-FGA	Pct.	3FG-A	Pct.	FT-FTA	Pct.	O-D	T	Avg.	Pf-DQ	Ast	TO	Blk	St	Pts	Avg
2015-16	8-0	41/5.1	3-9	.333	0-0	.000	3-4	.750	1-6	7	0.9	11-0	0	4	2	1	9	1.1

# ALIYAH HULAND EL #23

Sophomore • Guard • 6-1 • Randolph, N.J. • Randolph High



## 2015-16 SEASON

- Opened the season with a 10-pt performance at MT (11/13)
- Scored a career- high 20 points at Auburn (Nov. 19) followed by a 20-point performance vs. Longwood
- Nearly had her first career double-double with nine points and 10 rebounds against Tulane (11/28)
- Shot 70.0 percent (7-of-10) against NJIT, scoring 17 points with six rebounds and four assists
- Went 6-of-9, scoring 13 points against Richmond (12/29)

## 2014-15 SEASON

- Played in all 31 games with one start
- Had back-to-back double-digit scoring games against DSU (10) Longwood (11)
- Had her first/only career start against FSU, scoring a season-high 14 points
- Scored 12 points on 5-of-7 shooting at North Carolina

## HIGH SCHOOL

- Morris County's all-time leading scorer with 2,286 points and a 21.2 ppg
- Also holds Randolph High career records for rebounds (900), assists (450) and blocks (225)
- In her senior season, led the state in scoring with 810 points

## 2015-16 GAME-BY-GAME:

Opponent	GS	FG-FGA	3FG-3FGA	FT-FTA	Off-Def	Total Reb	PF	Points	A	TO	Blk	Stl	Min
Mid Tenn		3-8	0-2	4-6	3-0	3	3	10	2	1	1	2	20
NORFOLK ST		4-10	0-3	2-3	1-1	2	3	10	2	2	3	3	25
Auburn		6-15	1-8	7-8	2-3	5	4	20	2	4	1	3	31
LONGWOOD		9-14	2-5	0-0	3-4	7	0	20	2	1	1	2	28
Green Bay		1-6	0-3	3-4	0-1	1	1	5	0	1	0	0	16
Rutgers		0-2	0-2	0-0	0-0	0	0	0	0	2	0	1	15
Tulane		3-5	1-2	2-2	6-4	10	3	9	1	3	0	0	25
IOWA		2-5	0-1	0-0	1-2	3	5	4	0	3	1	0	16
NJIT		7-10	3-5	0-0	2-4	6	1	17	4	2	0	0	23
BGSU		6-10	2-5	0-0	0-1	1	2	14	4	2	0	2	22
CHAR SOUTH		4-10	1-5	3-3	2-3	5	3	12	1	5	0	1	23
Ohio State		4-9	3-6	1-2	0-2	2	4	12	3	1	0	0	24
COPPIN		2-6	1-2	4-4	3-2	5	4	9	1	4	1	2	20
RICHMOND		6-9	1-4	0-0	1-1	2	1	13	0	0	0	0	19
MIAMI													
NOTRE DAME													
Wake													
LOUISVILLE													
G Tech													
at FSU													
PITT													
NC State													
Duke													
VT													
SYRACUSE													
at BC													
Louisville													
CLEMSON													
UNC													
VTech													

## SINGLE GAME BESTS

### POINTS

Season: 20 (2x) last vs Longwood (11/22)  
Career: 20 (2x) last vs Longwood (11/22/15)

### REBOUNDS

Season: 10 vs Tulane (11/28)  
Career: 10 vs Tulane (11/28/15)

### FG MADE

Season: 9 vs Longwood (11/22)  
Career: 9 vs Longwood (11/22/15)

### FG ATTEMPTS

Season: 15 at Auburn (11/19)  
Career: 15 at Auburn (11/19/15)

### FG SHOOTING

Season: 7-10 (.700) vs NJIT (12/5/15)  
Career: 7-10 (.700) vs NJIT (12/5/15)

### 3 PT FG MADE

Season: 2  
Career: 2

### 3 PT FG ATTEMPTS

Season: 8 at Auburn (11/19)  
Career: 8 at Auburn (11/19/15)

### FT MADE

Season: 7 at Auburn (11/19)  
Career: 7 at Auburn (11/19/15)

### FT ATTEMPTS

Season: 8 at Auburn (11/19)  
Career: 8 at Auburn (11/19/15)

### ASSISTS

Season: 4 (2X)  
Career: 4 (multiple)

### BLOCKS

Season: 3 vs Norfolk State (11/16)  
Career: 3 vs Norfolk State (11/16/15)

### STEALS

Season: 3  
Career: 4 vs Longwood (12/16/14)

## CAREER STATISTICS

Year	G-GS	Min/Avg	FG-FGA	Pct.	3FG-A	Pct.	FT-FTA	Pct.	O-D	T	Avg.	Pf-DQ	Ast	TO	Blk	St	Pts	Avg
2014-15	31-1	552/17.8	63-189	.333	23-93	.247	24-32	.750	19-34	53	1.7	59-0	29	43	10	24	173	5.6
2015-16	14-0	307/21.9	57-119	.479	15-53	.283	26-32	.813	24-28	52	3.7	34-1	22	31	8	16	155	11.1
TOTAL	45-1	859/19.1	120-308	.390	38-146	.260	50-64	.781	43-62	105	2.3	93-1	51	74	18	40	328	7.3

# MONÉ JONES

# #32



Freshman • Forward • 6-3 • Durham, N.C. • Riverside High School

## 2015-16

- Made her collegiate debut at Middle Tennessee, scoring six points with five rebounds in 24 minutes
- Had her first double-digit scoring effort against Norfolk State with 10 points on 3-of-3 shooting
- Pulled in seven rebounds against NJIT (12/5)

## HIGH SCHOOL

- Averaged 11.7 points, 6.5 rebounds, 1.3 assists, 1.1 steals, and 3.1 blocks per game in four years at Riverside High School
- PAC 6 All-Conference and All-State team honors
- Named to the North Carolina/South Carolina All-Star Game roster
- McDonald's High School All-America nominee
- Was also a middle hitter for three years for the RHS volleyball team, earning PAC 6 All-Conference honors

## PERSONAL

- Parents are Bobby Jones Jr. and Sherai Jones
- Has an older brother Jordan
- Undeclared major

## 2015-16 GAME-BY-GAME:

Opponent	GS	FG-FGA	3FG-3FGA	FT-FTA	Off-Def	Total Reb	PF	Points	A	TO	Blk	Stl	Min
Mid Tenn		3-8	0-0	0-0	3-2	5	4	6	0	3	0	0	24
NORFOLK ST		3-3	0-0	4-6	2-4	6	1	10	1	3	2	2	24
Auburn		1-4	0-0	0-0	3-0	3	3	2	0	2	1	1	15
LONGWOOD		2-4	0-0	3-4	3-3	6	1	7	1	2	0	0	26
Green Bay		0-1	0-0	0-0	0-0	0	4	0	2	2	1	0	15
Rutgers		1-1	0-0	0-0	2-0	2	2	2	0	0	0	1	12
Tulane		2-7	0-1	3-4	1-1	2	3	7	1	2	0	3	24
IOWA		1-3	0-0	0-0	0-1	1	2	2	0	0	1	1	16
NJIT		1-5	0-0	2-2	1-6	7	1	4	2	0	0	1	24
BGSU		1-4	0-0	1-2	1-2	3	2	3	1	0	2	0	23
CHAR SOUTH		INJ											
Ohio State		0-0	0-0	0-0	0-2	2	1	0	0	2	0	0	9
COPPIN		2-4	0-0	0-0	0-1	1	2	4	0	2	0	1	15
RICHMOND		3-7	0-1	0-0	1-3	4	3	6	1	0	0	0	18
MIAMI													
NOTRE DAME													
Wake													
LOUISVILLE													
G Tech													
at FSU													
PITT													
NC State													
Duke													
VT													
SYRACUSE													
at BC													
Louisville													
CLEMSON													
UNC													
VTech													

## SINGLE GAME BESTS

### POINTS

Season: 10 vs Norfolk State (11/16)  
Career:

### REBOUNDS

Season: 7 vs NJIT (12/5)  
Career:

### FG MADE

Season: 3 at MT (11/13)  
Career:

### FG ATTEMPTS

Season: 8 at MT (11/13)  
Career:

### 3 PT FG MADE

Season:  
Career:

### 3 PT FG ATTEMPTS

Season:  
Career:

### FT MADE

Season: 4 vs Norfolk State (11/16)  
Career:

### FT ATTEMPTS

Season: 4 (2x last vs Tulane (11/28))  
Career:

### ASSISTS

Season: 1  
Career:

### BLOCKS

Season: 2  
Career:

### STEALS

Season: 3  
Career:

## VIRGINIA CAREER STATISTICS

Year	G-GS	Min/Avg	FG-FGA	Pct.	3FG-A	Pct.	FT-FTA	Pct.	O-D	T	Avg.	Pf-DQ	Ast	TO	Blk	St	Pts	Avg
2015-16	13-0	245/18.8	20-51	.392	0-2	.000	13-18	.722	17-25	42	3.2	29-0	9	18	7	10	53	4.1

# BREYANA MASON #12

Junior • Guard • 5-8 • Woodbridge, Va. • Forest Park



## 2015-16 SEASON

- Back-to-back double-digit scoring efforts in first two games of the season shooting 66.7 percent (10-of-15)
- Went 5-of-7 from the field and 6-of-6 from the line, scoring 16 points against Geen Bay (11/26) while also grabbing a career-high five steals
- Scored 10 points with 5 rebounds, 4 steals and 3 assists against Coppin
- Hit a buzzer-beating halfcourt shot to end the 3Q against Richmond (12/29), scoring seven points with a career-high eight rebounds and five assists

## 2014-15 SEASON

- ACC All-Academic Team
- Fourth in the ACC in assist-turnover ratio with 1.80 per game
- Seventh in the ACC in assists with 3.5 per game
- Scored a career-high 22 points in the season-opener against Ohio State, her first career 20-point game, going 8-of-11 from the field overall and 5-of-7 from 3pt range vs OSU, also dishing a career-high six assists
- Had seven assists with 2 turnovers against Delaware State, also scoring 16 pts
- Had her second seven-assist game (with just one turnover) against BC
- Also 4-of-5 from three-point range for 12 points against BC
- Had eight assists at North Carolina

## 2013-14 SEASON

- Appeared in 30 games with 14 starts, averaging 3.5 points per game

## AT A GLANCE

- 2012-13 Gatorade Virginia Player of the Year & Parade Magazine All-American
- Attended the same high school as Virginia alum Monica Wright, breaking Wright's career scoring record, putting up 1,979 points

## 2015-16 GAME-BY-GAME:

Opponent	GS	FG-FGA	3FG-3FGA	FT-FTA	Off-Def	Total Reb	PF	Points	A	TO	Blk	Stl	Min
Mid Tenn	*	5-8	1-1	0-0	1-1	2	1	11	2	2	1	3	37
NORFOLK ST	*	5-7	0-1	0-3	3	1	10	3	2	0	2	2	27
Auburn	*	3-7	0-2	0-0	0-1	1	1	6	2	1	0	3	33
LONGWOOD	*	7-11	0-0	0-0	2-4	6	0	14	1	2	0	0	26
Green Bay	*	5-7	0-1	6-6	1-1	2	1	16	1	2	0	5	40
Rutgers	*	0-6	0-1	1-2	3-2	5	3	1	2	1	0	1	34
Tulane	*	2-9	2-5	3-5	0-2	2	2	9	3	0	0	1	31
IOWA	*	3-6	2-2	2-2	1-3	4	1	10	2	4	0	3	34
NJIT	*	3-4	0-1	1-1	1-1	2	0	7	2	2	0	0	24
BGSU	*	2-5	1-4	1-2	0-2	2	2	6	2	0	0	1	23
CHAR SOUTH	*	1-7	0-3	1-2	1-1	2	2	3	3	1	0	1	29
Ohio State	*	3-10	0-2	0-0	2-0	2	2	6	6	4	0	0	31
COPPIN	*	3-8	2-3	2-2	0-5	5	3	10	3	4	0	4	27
RICHMOND	*	3-8	1-3	0-0	1-7	8	2	7	5	0	0	3	33
MIAMI													
NOTRE DAME													
Wake													
LOUISVILLE													
G Tech													
at FSU													
PITT													
NC State													
Duke													
VT													
SYRACUSE													
at BC													
Louisville													
CLEMSON													
UNC													
VTech													

## SINGLE GAME BESTS

### POINTS

Season: 16 vs Green Bay (11/26)  
**Career:** 22 vs Ohio State (11/14/14)

### REBOUNDS

Season: 8 vs Richmond (12/29)  
**Career:** 8 vs Richmond (12/29/15)

### FG MADE

Season: 7 vs Longwood (11/22)  
**Career:** 8 vs Ohio State (11/14/14)

### FG ATTEMPTS

Season: 11 vs Longwood (11/22)  
**Career:** 17 vs ODU (3/19/15)

### 3 PT FG MADE

Season: 2 vs Tulane (11/28)  
**Career:** 5 vs Ohio State (11/14/14)

### 3 PT FG ATTEMPTS

Season: 5 vs Tulane (11/28)  
**Career:** 7 vs Ohio State (11/14/14)

### FT MADE

Season: 6 vs Green Bay (11/26)  
**Career:** 6 (2x) last vs Green Bay (11/26/15)

### FT ATTEMPTS

Season: 6 vs Green Bay (11/26)  
**Career:** 6 (2x) last vs Green Bay (11/26/15)

### FT PERCENTAGE

Season: 6-6 vs Green Bay (11/26)  
**Career:** 6-6 (2x) last vs Green Bay (11/26/15)

### ASSISTS

Season: 6 at Ohio State (12/22)  
**Career:** 8 at UNC (02/26/15)

### BLOCKS

Season: 1 vs MT (11/13)  
**Career:** 2 vs Davidson (12/28/14)

### STEALS

Season: 5 vs Green Bay (11/26)  
**Career:** 5 vs Green Bay (11/26/15)

### DOUBLE DOUBLES

Season:  
 Career:

## CAREER STATISTICS

Year	G-GS	Min/Avg	FG-FGA	Pct.	3FG-A	Pct.	FT-FTA	Pct.	O-D	T	Avg.	Pf-DQ	Ast	TO	Blk	St	Pts	Avg
2013-14	30-14	553/18.4	39-118	.331	9-19	.474	17-22	.773	10-32	42	1.4	32-0	37	43	0	20	104	3.5
2014-15	31-31	1016/32.8	109-265	.411	27-62	.435	51-62	.823	10-69	79	2.5	42-0	112	60	2	41	296	9.5
2015-16	14-14	429/30.6	45-103	.437	9-29	.310	17-23	.739	13-33	46	3.3	21-0	37	25	1	27	116	8.3
TOTAL	75-59	1998/26.6	193-486	.397	45-110	.409	85-107	.794	33-134	167	2.2	95-0	186	128	3	88	516	6.9



# LAUREN MOSES

# #21



Sophomore • Forward • 6-2 • Mount Holly, N.J. • Rancocas

## 2015-16 SEASON

- Team-high 13 pts at MT, first time leading the team in scoring by herself
- Scored a career-high 18 points at the Paradise Jam against Rutgers (11/27)
- Named to the Paradise Jam All-Tournament Team
- Double-double against NJIT (12/5) with 14 points (on 7-of-9 shooting) with 11 reb followed by a double-double of 12 points, 11 rebounds against BGSU (12/8)
- Was named the MVP of the Cavalier Classic Tournament after scoring 17 points on 7-of-8 shooting (starting the game 7-of-7) against Coppin, followed by a double-double with 13 points and a career-high 14 rebounds against Richmond

## 2014-15 SEASON

- 13th in the ACC in blocked shots with 1.10 per game
- Had her first double-digit scoring game against Toledo, scoring 14 points, 8 reb
- Led team w 13 rebounds at Ill., her first career double-digit rebounding effort
- Had her first career double-double at Clemson with 15 pts, 10 rebounds
- In the victory over Wake Forest, scored eight points, going 4-of-5 from the field, with seven rebounds, two steals, two assists and three blocked shots, including a crucial block in the final 20 seconds
- Nearly had second career double-double with 11 points and 9 rebounds at UNC
- Scored 11 points with eight rebounds in the ACC Tourney game vs Miami

## HIGH SCHOOL

- Led Rancocas Valley Regional High School to four-straight State Championship games and two state titles (2013, 2011)
- Scored 1,823 points in her high school career to become Rancocas Valley's all-time leading scorer in school history, breaking the previous mark set by UVA alum Demya Walker
- Ranked in the espnW 100 rankings at No. 17 in her position and No. 98 overall

## 2015-16 GAME-BY-GAME:

Opponent	GS	FG-FGA	3FG-3FGA	FT-FTA	Off-Def	Total Reb	PF	Points	A	TO	Blk	Stl	Min
Mid Tenn	*	4-9	0-0	5-6	0-4	4	4	13	2	0	1	3	27
NORFOLK ST	*	5-10	0-0	2-2	4-3	7	2	12	1	1	0	2	18
Auburn	*	2-7	0-0	4-4	2-4	6	4	8	1	3	0	3	22
LONGWOOD	*	3-7	0-0	0-0	5-4	9	2	6	2	0	0	3	19
Green Bay	*	1-7	0-0	1-2	3-5	8	4	3	2	2	0	2	27
Rutgers	*	7-11	0-0	4-10	2-5	7	3	18	0	1	1	2	37
Tulane	*	5-11	0-0	0-0	4-0	4	5	10	2	4	1	1	26
IOWA	*	5-7	0-0	1-5	3-2	5	5	11	1	1	0	2	21
NJIT	*	7-9	0-0	0-4	5-6	11	1	14	2	2	1	0	28
BGSU	*	5-13	0-0	2-7	6-5	11	2	12	0	3	0	1	28
CHAR SOUTH	*	5-8	0-0	0-0	5-2	7	3	10	1	3	0	2	26
Ohio State	*	2-8	0-0	1-2	4-6	10	5	5	1	5	3	3	30
COPPIN	*	7-8	0-0	3-6	3-2	5	2	17	1	0	1	0	28
RICHMOND	*	5-12	0-0	3-4	7-7	14	4	13	1	4	1	1	27
MIAMI													
NOTRE DAME													
Wake													
LOUISVILLE													
G Tech													
at FSU													
PITT													
NC State													
Duke													
VT													
SYRACUSE													
at BC													
Louisville													
CLEMSON													
UNC													
VTech													

## SINGLE GAME BESTS

### POINTS

Season: 18 vs Rutgers (11/27)  
Career: 18 vs Rutgers (11/27/15)

### REBOUNDS

Season: 14 vs Richmond (12/29)  
Career: 14 vs Richmond (12/29/15)

### FG MADE

Season: 7 (2x)  
Career: 7 (2x)

### FG ATTEMPTS

Season: 13 vs Bowling Green (12/8)  
Career: 13 vs Bowling Green (12/8/15)

### FG SHOOTING

Season: 7-of-8 vs Coppin St (12/28)  
Career: 7-of-8 vs Coppin St (12/28/15)

### FT MADE

Season: 5 at Middle Tennessee (11/13)  
Career: 5 (several)

### FT ATTEMPTS

Season: 10 vs Rutgers (11/27)  
Career: 10 vs Rutgers (11/27/15)

### ASSISTS

Season: 3 vs Ohio State (12/29)  
Career: 3 (multiple)

### BLOCKS

Season:  
Career: 3 (3x)

### STEALS

Season: 3  
Career: 3 (3x)

### DOUBLE DOUBLES

Season: 3, last vs Richmond (12/29)  
Career: 4, last vs Richmond (12/29/15)

## CAREER STATISTICS

Year	G-GS	Min/Avg	FG-FGA	Pct.	3FG-A	Pct.	FT-FTA	Pct.	O-D	T	Avg.	Pf-DQ	Ast	TO	Blk	St	Pts	Avg
2014-15	31-30	731/23.6	77-183	.421	0-1	.000	35-66	.530	66-111	177	5.7	95-5	26	64	34	26	189	6.1
2015-16	14-14	364/26.0	63-127	.496	0-0	.000	26-52	.500	53-55	108	7.7	46-3	17	29	9	25	152	10.9
TOTAL	45-44	1095/24.3	140-310	.452	0-1	.000	61-118	.517	119-166	285	6.3	141-8	43	93	43	51	341	7.6

# SHAKYNA PAYNE #35

Freshman • Forward • 6-3 • Acworth, Ga. • Southwest Atlanta Christian Academy



## 2015-16 SEASON

- Missed the start of the season sidelined with an injury

## HIGH SCHOOL

- Played four years of varsity basketball, playing three years at Etowah before finishing her senior year at Southwest Atlanta Christian Academy
- Was an honorable mention All-County player in 2011 before earning second-team honors in 2012 and then being named to the first-team in 2013
- 2014 Atlanta Journal Constitution All-State Class A Second Team
- Scored over 1,100 points in her prep career, averaging 12.6 points per game as a junior and 14.2 points with 7.3 rebounds per game her senior season
- Also played two years of varsity volleyball at Etowah as a middle blocker

## PERSONAL

- Daughter of Damita Payne

## SINGLE GAME BESTS

### POINTS

Season: \_\_\_\_\_

Career: \_\_\_\_\_

### REBOUNDS

Season: \_\_\_\_\_

Career: \_\_\_\_\_

### FG MADE

Season: \_\_\_\_\_

Career: \_\_\_\_\_

### FG ATTEMPTS

Season: \_\_\_\_\_

Career: \_\_\_\_\_

### 3 PT FG MADE

Season: \_\_\_\_\_

Career: \_\_\_\_\_

### 3 PT FG ATTEMPTS

Season: \_\_\_\_\_

Career: \_\_\_\_\_

### FT MADE

Season: \_\_\_\_\_

Career: \_\_\_\_\_

### FT ATTEMPTS

Season: \_\_\_\_\_

Career: \_\_\_\_\_

### ASSISTS

Season: \_\_\_\_\_

Career: \_\_\_\_\_

### BLOCKS

Season: \_\_\_\_\_

Career: \_\_\_\_\_

### STEALS

Season: \_\_\_\_\_

Career: \_\_\_\_\_

## 2015-16 GAME-BY-GAME:

Opponent	GS	FG-FGA	3FG-3FGA	FT-FTA	Off-Def	Total Reb	PF	Points	A	TO	Blk	Stl	Min
Mid Tenn St		INJ											
NORFOLK ST		INJ											
Auburn		INJ											
LONGWOOD		INJ											
Green Bay		INJ											
Rutgers		INJ											
Tulane		INJ											
IOWA		INJ											
NJIT		INJ											
BGSU		INJ											
CHAR SOUTH		INJ											
Ohio State		INJ											
COPPIN		INJ											
RICHMOND		INJ											
MIAMI													
NOTRE DAME													
Wake													
LOUISVILLE													
G Tech													
at FSU													
PITT													
NC State													
Duke													
VT													
SYRACUSE													
at BC													
Louisville													
CLEMSON													
UNC													
VTech													

## CAREER STATISTICS

Year	G-GS	Min/Avg	FG-FGA	Pct.	3FG-A	Pct.	FT-FTA	Pct.	O-D	T	Avg.	Pf-DQ	Ast	TO	Blk	St	Pts	Avg
------	------	---------	--------	------	-------	------	--------	------	-----	---	------	-------	-----	----	-----	----	-----	-----

# FAITH RANDOLPH

# #20

Senior • Guard • 5-10 • Derwood, Md • Our Lady of Good Counsel



## 2015-16 SEASON

- Preseason All-ACC
- Scored 17 points with 7 rebounds and 4 steals against Norfolk State in 17 minutes, going 6-9 from the field
- Scored 17 points with 8 assists (tying a career high), 6 rebounds and 3 steals against Charleston Southern
- Matched her career high with 26 points at Ohio State, scoring 14 of them in the third quarter, earning co-ACC Player of the Week honors, her second time in her career she garnered the honor

## 2014-15 SEASON

- Second Team All-ACC (Blue Ribbon Panel and Head Coaches)
- ACC All-Academic Team
- VaSID All-State Second Team
- Sixth in the ACC in scoring average (16.4) and 12th in field goal shooting percentage (39.9)
- Randolph leads the ACC and is ranked seventh in the nation in free throw percentage (90.7)
- Randolph is the second-straight Cavalier to pace the conference in free throw shooting. Kelsey Wolfe won last year's crown with an 89.5 percent efficiency
- Randolph is just the fifth player in ACC history to win the free throw crown while shooting over 90 percent from the stripe
- Became the 31st member of UVA's 1000 Point Club with 4:06 remaining in the first half of the ACC Tournament game against Miami
- Tallied 11 20-point games including three 25-point performances
- Averaged 20.2 ppg in the first five games
- Led the team in scoring the entire season

## 2013-14 SEASON

### 2015-16 GAME-BY-GAME:

Opponent	GS	FG-FGA	3FG-3FGA	FT-FTA	Off-Def	Total Reb	PF	Points	A	TO	Blk	Stl	Min
Mid Tenn	*	3-7	1-1	1-2	2-3	5	5	8	0	3	0	1	16
NORFOLK ST	*	6-9	2-4	3-4	2-5	7	0	17	4	3	1	1	17
Auburn	*	5-13	2-5	3-5	1-5	6	1	15	4	2	0	2	33
LONGWOOD	*	5-8	0-2	4-4	1-7	8	1	14	3	1	1	0	27
Green Bay	*	6-9	1-3	2-2	0-3	3	3	15	1	2	0	1	34
Rutgers	*	2-8	1-3	0-0	0-3	3	4	5	2	0	0	0	25
Tulane	*	6-20	1-5	5-5	0-1	1	0	18	2	0	0	0	34
IOWA	*	6-11	0-2	0-0	1-2	3	5	12	2	2	0	1	32
NJIT	*	5-12	2-5	0-0	0-2	2	2	12	0	2	0	2	28
BGSU	*	6-11	2-6	0-0	3-4	7	0	14	4	1	0	1	26
CHAR SOUTH	*	5-13	3-6	4-6	3-3	6	2	17	8	2	0	3	33
Ohio State	*	9-18	4-6	4-4	0-1	1	0	26	1	0	0	0	37
COPPIN	*	2-8	0-3	5-6	1-6	7	0	9	6	3	0	2	28
RICHMOND	*	5-10	0-3	1-2	1-1	2	2	11	5	2	0	1	35
MIAMI													
NOTRE DAME													
Wake													
LOUISVILLE													
G Tech													
at FSU													
PITT													
NC State													
Duke													
VT													
SYRACUSE													
at BC													
Louisville													
CLEMSON													
UNC													
VTech													

## CAREER STATISTICS

Year	G-GS	Min/Avg	FG-FGA	Pct.	3FG-A	Pct.	FT-FTA	Pct.	O-D	T	Avg.	Pf-DQ	Ast	TO	Blk	St	Pts	Avg
2012-13	30-7	624/20.8	49-186	.263	13-66	.197	39-47	.830	13-36	49	1.6	22-0	26	47	2	18	150	5.0
2013-14	31-4	704/22.7	137-330	.415	25-88	.284	68-89	.764	45-52	97	3.1	67-1	44	56	1	43	367	11.8
2014-15	30-30	939/31.3	175-439	.399	54-147	.367	88-97	.907	21-95	116	3.9	73-1	66	63	6	42	492	16.4
2015-16	14-14	405/28.9	71-157	.452	19-54	.352	32-40	.800	15-46	61	4.4	25-2	42	23	2	15	193	13.8
TOTAL	105-55	2672/25.4	432-1112	.388	111-355	.313	227-273	.832	94-229	323	3.1	187-4	178	189	11	118	1202	11.4

## SINGLE GAME BESTS

### POINTS

Season: 26 at Ohio State (12/21)  
**Career:** 26 (4x) last at Ohio State (12/21/15)

### REBOUNDS

Season: 8 vs Longwood (11/22)  
**Career:** 8 (3x) last vs Longwood (11/22/15)

### FG MADE

Season: 6  
**Career:** 11 at Louisville (01/18/15)

### FG ATTEMPTS

Season: 20 vs Tulane (11/28)  
**Career:** 22 (3x) last at Louisville (01/18/15)

### 3 PT FG MADE

Season: 4 at Ohio State (12/21)  
**Career:** 5 vs Toledo (11/28/14)

### 3 PT FG ATTEMPTS

Season: 6  
**Career:** 11 vs Davidson (12/28/14)

### FT MADE

Season: 5 vs Tulane (11/28)  
**Career:** 10 vs. High Point (11/11/13)

### FT ATTEMPTS

Season: 5 vs Tulane (11/28)  
**Career:** 11 vs. High Point (11/11/13)

### FT PERCENTAGE

Season: 5-5 vs Tulane (11/28)  
**Career:** 9-9 (2x) last vs Louisville (03/01/15)

### ASSISTS

Season: 8 vs Charleston Southern (12/18)  
**Career:** 8 (2x) last v Charlestrn So (12/18/15)

### BLOCKS

Season: 1  
**Career:** 1

### STEALS

Season: 3  
**Career:** 3 (multiple)

### DOUBLE-DOUBLES

Season:  
**Career:**

# SYDNEY UMERI

# #44

Junior • Forward • 6-1 • Acworth, Ga. • The Lovett School



## 2015-16 SEASON

- Made her first start since Jan. 5, 2014 (Pitt) in the season opener

## 2014-15 SEASON

- Had eight rebounds at Xavier
- Had the second double-digit scoring game of her career at Illinois, also matching her career high with eight rebounds

## 2013-14 SEASON

- Appeared in all 31 games with 11 starts, averaging 18.0 minutes per game
- Averaged 2.8 points and 2.8 rebounds per game
- Made her collegiate debut at James Madison, starting the game
- Played 30 minutes, scoring four points in her debut
- Had her first double-digit scoring game at Liberty with 12 points
- Started the first 10 games of the season before coming off the bench at FGCU
- Scored six of her eight points at Wake Forest in a span of 1:42 during the second half

## AT A GLANCE

- Ranked No. 29 overall and as the No. 9 forward by ESPN HoopGurlz
- Won a gold medal with the 2011 USA Basketball's U16 team at the FIBA Americas Championship in Mérida, Mexico
- Helped lead The Lovett School to a 2012 Georgia Region 6AA championship
- Interned during the summer of 2015 for ESPN's Around the Horn

## 2015-16 GAME-BY-GAME:

Opponent	GS	FG-FGA	3FG-3FGA	FT-FTA	Off-Def	Total Reb	PF	Points	A	TO	Blk	Stl	Min
Mid Tenn	*	0-3	0-0	0-0	2-4	6	4	0	2	0	0	3	22
NORFOLK ST	*	0-2	0-0	0-0	0-1	1	1	0	0	1	0	0	21
Auburn	*	0-1	0-0	0-0	2-4	6	5	0	1	1	0	0	22
LONGWOOD	*	1-4	0-0	0-0	1-2	3	1	2	1	1	1	2	21
Green Bay	*	1-2	0-0	0-0	2-3	5	4	2	0	1	1	0	18
Rutgers	*	2-6	0-0	2-2	1-3	4	2	6	1	1	0	0	25
Tulane	*	2-3	0-0	0-0	1-3	4	4	4	0	2	1	1	25
IOWA	*	3-7	0-0	0-0	0-0	0	2	6	1	0	1	0	33
NJIT	*	0-1	0-0	2-2	3-1	4	2	2	0	2	0	2	19
BGSU	*	1-3	0-0	0-0	2-4	6	3	2	0	1	1	0	23
CHAR SOUTH	*	3-5	0-0	2-2	4-1	5	1	8	0	0	1	0	31
Ohio State	*	0-2	0-0	0-0	4-3	7	2	0	0	1	0	0	28
COPPIN	*	0-1	0-0	3-4	1-2	3	0	3	0	1	1	1	21
RICHMOND	*	1-4	0-0	0-0	3-3	6	1	2	0	1	1	0	22
MIAMI													
NOTRE DAME													
Wake													
LOUISVILLE													
G Tech													
at FSU													
PITT													
NC State													
Duke													
VT													
SYRACUSE													
at BC													
Louisville													
CLEMSON													
UNC													
VTech													

## CAREER STATISTICS

Year	G-GS	Min/Avg	FG-FGA	Pct.	3FG-A	Pct.	FT-FTA	Pct.	O-D	T	Avg.	Pf-DQ	Ast	TO	Blk	St	Pts	Avg
2013-14	31-11	557/18.0	32-93	.344	0-0	.000	22-33	.667	46-42	88	2.8	64-2	15	43	4	17	86	2.8
2014-15	30-0	554/18.5	34-73	.466	0-0	.000	14-16	.875	25-66	91	3.0	51-1	18	29	14	11	82	2.7
2015-16	14-14	331/23.6	14-44	.318	0-0	.000	9-10	.900	26-34	60	4.3	32-1	6	13	8	9	37	2.6
TOTAL	76-25	1463/19.3	81-212	.382	0-0	.000	45-59	.763	99-147	246	3.2	151-4	40	86	26	37	207	2.7

## SINGLE GAME BESTS

### POINTS

Season: 8 vs Charleston Southern (12/18)  
 Career: 12 at Liberty (11/19/13)

### REBOUNDS

Season: 6 (3x)  
 Career: 8 (3x) last at Illinois (12/03/14)

### FG MADE

Season: 3  
 Career: 4 (3x) at Illinois (12/03/14)

### FG ATTEMPTS

Season: 7 vs Iowa (12/02)  
 Career: 7 (2x) last vs Iowa (12/02)

### 3 PT FG MADE

Season:  
 Career:

### 3 PT FG ATTEMPTS

Season: --  
 Career: --

### FT MADE

Season: 2  
 Career: 5 vs. UMES (12/17/13)

### FT ATTEMPTS

Season: 2  
 Career: 6 vs. UMES (12/17/13)

### ASSISTS

Season: 2  
 Career: 2

### BLOCKS

Season:  
 Career: 2 (multiple)

### STEALS

Season: 3 at Middle Tennessee (11/13)  
 Career: 3 at Middle Tennessee (11/13/15)

### DOUBLE DOUBLES

Season:  
 Career:

# MIKAYLA VENSON

# #1



Sophomore • Guard • 5-7 • Arlington, Va. • Yorktown High

## 2015-16 SEASON

- Scored a then-career-high 25 points in the Paradise Jam opener against Green Bay, going 8-8 from the free throw line, including making six free throws in the final 1:32
- Had a streak of 12-straight games of double-digit scoring snapped against Tulane (11/28)
- Set a new career high in the Big 10/ACC Challenge game against Iowa, scoring 28 points, with 15 of those coming in the fourth quarter
- Scored her 500th career point during her 10-point second-half against Bowling Green (12/8)
- Went 9-of-12 (75.0 percent), including 4-of-6 from three, scoring 24 points with six assists against Charleston Southern (12/18)
- Had her second-straight 24-point game at Ohio State (12/21), going 4-of-5 from three-point range
- Snapped a streak of 26-consecutive made free throws against Ohio State (12/21)
- Cavalier Classic All-Tournament team

## 2014-15 SEASON

- ACC All-Freshman Team (Blue Ribbon Panel)
- Set the Virginia freshman record for made-3's in a season (58)
- Had four games in which she made five or more 3s in a game
- Had four 20-point games
- Had the best single-game three-point shooting efficiency in school history with a 6-for-6 performance in the win over NC State

## HIGH SCHOOL

- Played freshman season at Yorktown High School, averaging 14.3 points per game and 5.5 assists per game before retiring from high school basketball three games into her sophomore season

## 2015-16 GAME-BY-GAME:

Opponent	GS	FG-FGA	3FG-3FGA	FT-FTA	Off-Def	Total Reb	PF	Points	A	TO	Blk	Stl	Min
Mid Tenn	*	3-9	1-4	3-4	1-4	5	3	10	3	6	0	3	33
NORFOLK ST	*	4-11	2-7	0-0	0-2	2	1	10	2	1	0	4	28
Auburn	*	5-14	2-7	2-3	0-1	1	1	14	1	0	0	2	31
LONGWOOD	*	3-10	0-3	6-8	1-1	2	2	12	3	0	0	3	21
Green Bay	*	7-13	3-8	8-8	0-4	4	1	25	2	4	0	0	38
Rutgers	*	4-18	2-9	0-0	0-2	2	1	10	2	2	1	0	36
Tulane	*	2-7	1-4	0-0	0-4	4	4	5	1	1	0	1	30
IOWA	*	9-18	4-10	6-6	0-1	1	2	28	3	4	0	0	38
NJIT	*	5-13	2-5	0-0	0-1	1	0	12	5	1	0	0	28
BGSU	*	2-9	2-8	4-4	0-3	3	4	10	3	4	0	1	32
CHAR SOUTH	*	9-12	4-6	2-2	1-2	3	3	24	6	2	0	0	32
Ohio State	*	7-18	4-5	6-8	0-4	4	2	24	3	2	0	1	36
COPPIN	*	6-11	2-3	2-2	0-3	3	1	16	4	4	1	1	31
RICHMOND	*	5-14	1-6	0-0	0-1	1	0	11	0	1	0	0	33
MIAMI													
NOTRE DAME													
Wake													
LOUISVILLE													
G Tech													
at FSU													
PITT													
NC State													
Duke													
VT													
SYRACUSE													
at BC													
Louisville													
CLEMSON													
UNC													
VTech													

## CAREER STATISTICS

Year	G-GS	Min/Avg	FG-FGA	Pct.	3FG-A	Pct.	FT-FTA	Pct.	O-D	T	Avg.	Pf-DQ	Ast	TO	Blk	St	Pts	Avg
2014-15	31-31	1028/33.2	130-293	.444	61-148	.412	47-56	.839	4-64	68	2.2	62-0	74	89	4	34	368	11.9
2015-16	14-14	447/31.9	71-177	.401	30-85	.353	39-45	.867	3-33	36	2.6	25-0	38	32	2	16	211	15.1
TOTAL	45-45	1475/32.8	201-470	.428	91-233	.391	86-101	.851	7-97	104	2.3	87-0	112	121	6	50	579	12.9

## SINGLE GAME BESTS

### POINTS

Season: 28 vs Iowa (12/02)  
Career: 28 vs Iowa (12/02/15)

### REBOUNDS

Season: 5 at Middle Tennessee (11/13)  
Career: 7 vs Drexel (12/29/14)

### FG MADE

Season: 9 (2x) last vs Charleston So (12/18)  
Career: 9 (2x) last vs Charleston So (12/18/15)

### FG ATTEMPTS

Season: 18 (3x) last at Ohio State (12/21)  
Career: 18 (3x) last at Ohio State (12/21/15)

### 3 PT FG MADE

Season: 4 (3x) last at Ohio State (12/21)  
Career: 6 vs NC State (01/29/15)

### 3 PT FG ATTEMPTS

Season: 10 vs Iowa (12/02)  
Career: 10 (3x) last vs Iowa (12/02/15)

### 3 PT FG PERCENTAGE

Season: 4-5 at Ohio State (12/21)  
Career: 6-6 vs NC State (01/29/15)\*

### FT MADE

Season: 8 vs Green Bay (11/26)  
Career: 8 (2x) last vs Green Bay (11/26/15)

### FT ATTEMPTS

Season: 8 (2x)  
Career: 8

### FT PERCENTAGE

Season: 8-8 vs Green Bay (11/26)  
Career: 8-8 last vs Green Bay (11/26/15)

### ASSISTS

Season: 6 vs Charleston So (12/18)  
Career: 6 (2x) last vs vs Charleston So (12/18/15)

### BLOCKS

Season: 1  
Career: 1 (multiple)

### STEALS

Season: 4 vs Norfolk State (11/16)  
Career: 5 at FIU (11/30/14)

### DOUBLE DOUBLES

Season:  
Career:

\*Denotes school record



### 2015-16 Virginia Women's Basketball Virginia Combined Team Statistics (as of Dec 29, 2015) All games

RECORD:	OVERALL	HOME	AWAY	NEUTRAL
ALL GAMES	10-4	7-1	2-1	1-2
CONFERENCE	0-0	0-0	0-0	0-0
NON-CONFERENCE	10-4	7-1	2-1	1-2

#	Player	gp-gs	min	Total		3-Point		F-Throw		Rebounds				pf	dq	a	to	blk	stl	pts	avg	
				fg-fga	fg%	3fg-fga	3fg%	ft-fa	ft%	off	def	tot	avg									
01	Mikayla Venson	14-14	447	31.9	71-177	.401	30-85	.353	39-45	.867	3	33	36	2.6	25	0	38	32	2	16	211	15.1
20	Faith Randolph	14-14	405	28.9	71-157	.452	19-54	.352	32-40	.800	15	46	61	4.4	25	2	42	23	2	15	193	13.8
23	Aliyah Huland El	14-0	307	21.9	57-119	.479	15-53	.283	26-32	.813	24	28	52	3.7	34	1	22	31	8	16	155	11.1
21	Lauren Moses	14-14	364	26.0	63-127	.496	0-0	.000	26-52	.500	53	55	108	7.7	46	3	17	29	9	25	152	10.9
12	Breyana Mason	14-14	429	30.6	45-103	.437	9-29	.310	17-23	.739	13	33	46	3.3	21	0	37	25	1	27	116	8.3
10	J'Kyra Brown	14-0	206	14.7	24-73	.329	11-32	.344	18-23	.783	12	28	40	2.9	20	0	20	21	1	8	77	5.5
32	Mone Jones	13-0	245	18.8	20-51	.392	0-2	.000	13-18	.722	17	25	42	3.2	29	0	9	18	7	10	53	4.1
44	Sydney Umeri	14-14	331	23.6	14-44	.318	0-0	.000	9-10	.900	26	34	60	4.3	32	1	6	13	8	9	37	2.6
00	Debra Ferguson	8-0	41	5.1	3-9	.333	0-0	.000	3-4	.750	1	6	7	0.9	11	0	0	4	2	1	9	1.1
02	Jae'Lisa Allen	4-0	15	3.8	2-5	.400	0-0	.000	0-0	.000	1	1	2	0.5	3	0	0	1	0	0	4	1.0
13	Emily Battle	5-0	10	2.0	1-1	1.000	0-0	.000	1-2	.500	0	2	2	0.4	0	0	0	1	0	0	3	0.6
Team											42	36	78				5					
Total.....		14	2800		371-866	.428	84-255	.329	184-249	.739	207	327	534	38.1	246	7	191	203	40	127	1010	72.1
Opponents.....		14	2800		303-763	.397	71-229	.310	150-226	.664	166	313	479	34.2	240	-	154	275	60	88	827	59.1

TEAM STATISTICS	VA	OPP	Date	Opponent	Score	Att.
SCORING	1010	827	11/13/15	at Middle Tennessee	w 70-66	5613
Points per game	72.1	59.1	11/16/15	NORFOLK STATE	w 86-50	0
Scoring margin	+13.1	-	11/19/15	at Auburn	w 69-52	1675
FIELD GOALS-ATT	371-866	303-763	11/22/15	LONGWOOD	w 81-46	3616
Field goal pct	.428	.397	11/26/15	vs Green Bay	w 68-59	0
3 POINT FG-ATT	84-255	71-229	11/27/15	vs Rutgers	L 48-60	0
3-point FG pct	.329	.310	11/28/15	vs Tulane	L 62-67	0
3-pt FG made per game	6.0	5.1	12/02/15	IOWA	L 73-85	3360
FREE THROWS-ATT	184-249	150-226	12/05/15	NJIT	w 81-54	3268
Free throw pct	.739	.664	12/08/15	BOWLING GREEN	w 68-39	10048
F-Throws made per game	13.1	10.7	12/18/15	CHARLESTON SOUTHERN	w 85-65	2975
REBOUNDS	534	479	12/21/15	at Ohio State	L 73-93	4778
Rebounds per game	38.1	34.2	12/28/15	COPPIN STATE	w 75-40	3062
Rebounding margin	+3.9	-	12/29/15	RICHMOND	w 71-51	3190
ASSISTS	191	154				
Assists per game	13.6	11.0				
TURNOVERS	203	275				
Turnovers per game	14.5	19.6				
Turnover margin	+5.1	-				
Assist/turnover ratio	0.9	0.6				
STEALS	127	88				
Steals per game	9.1	6.3				
BLOCKS	40	60				
Blocks per game	2.9	4.3				
ATTENDANCE	29519	12066				
Home games-Avg/Game	8-3690	3-4022				
Neutral site-Avg/Game	-	3-0				

\* - Conference game

Score by Periods	1st	2nd	3rd	4th	Totals
Virginia	246	259	264	241	1010
Opponents	206	174	200	247	827

## Official Basketball Box Score -- Game Totals -- Final Statistics Virginia vs Middle Tennessee 11/13/15 6:30 PM at Murfreesboro, Tenn.

Virginia 70 • 1-0

#	Player	Total		3-Ptr		Rebounds			PF	TP	A	TO	Blk	Stl	Min
		FG-FGA	FG-FGA	FT-FTA	Off	Def	Tot								
21	Lauren Moses	f	4-9	0-0	5-6	0	4	4	4	13	2	0	1	3	27
44	Sydney Umeri	f	0-3	0-0	0-0	2	4	6	4	0	2	0	0	3	22
01	Mikayla Venson	g	3-9	1-4	3-4	1	4	5	3	10	3	6	0	3	33
12	Breyana Mason	g	5-8	1-1	0-0	1	1	2	1	11	2	2	1	3	37
20	Faith Randolph	g	3-7	1-1	1-2	2	3	5	5	8	0	3	0	1	16
00	Debra Ferguson	g	1-1	0-0	0-0	0	0	0	0	2	0	0	0	0	4
10	J'Kyra Brown	g	3-7	2-3	2-4	0	4	4	3	10	1	4	1	0	17
23	Aliyah Huland El	g	3-8	0-2	4-6	3	0	3	3	10	1	1	2	20	
32	Mone Jones	g	3-8	0-0	0-0	3	2	5	4	6	0	3	0	0	24
	Team					5	3	8							
	Totals		25-60	5-11	15-22	17	25	42	27	70	12	21	4	15	200

FG % 1st Half: 14-36 38.9% 2nd half: 11-24 45.8% Game: 25-60 41.7%  
 3FG % 1st Half: 3-5 60.0% 2nd half: 2-6 33.3% Game: 5-11 45.5%  
 FT % 1st Half: 4-6 66.7% 2nd half: 11-16 68.8% Game: 15-22 68.2%

## Middle Tennessee 66 • 0-1

#	Player	Total		3-Ptr		Rebounds			PF	TP	A	TO	Blk	Stl	Min
		FG-FGA	FG-FGA	FT-FTA	Off	Def	Tot								
00	JOHNSON, Alex	f	1-4	0-0	0-0	1	1	2	3	2	1	2	0	0	22
12	REUTER, Rebecca	f	1-2	0-1	4-4	3	2	5	5	6	0	3	3	2	28
24	WARD, Brea	g	8-16	5-9	9-12	1	6	7	1	30	0	0	2	36	
20	PETTY, Ty	g	4-13	1-3	3-5	1	4	5	4	12	2	7	1	1	35
34	JONES, Olivia	g	1-9	0-6	2-8	1	2	3	2	4	4	5	0	6	37
05	SISSON, Abbey	g	2-3	0-1	4-4	2	1	3	1	8	0	1	0	0	12
14	COLLIER, Katie	g	0-0	0-0	0-0	0	0	0	1	0	0	0	0	0	0+
23	LYON, Gabby	g	0-1	0-0	0-0	2	2	4	3	0	0	2	1	1	17
31	PORTER, Tiana	g	1-2	0-0	0-2	1	0	1	0	2	1	1	0	0	8
32	WARDEN, Caroline	g	1-1	0-0	0-0	0	0	0	0	2	1	1	0	0	5
	Team					1	3	4							
	Totals		19-51	6-20	22-35	13	21	34	20	66	9	22	6	12	200

FG % 1st Half: 9-27 33.3% 2nd half: 10-24 41.7% Game: 19-51 37.3%  
 3FG % 1st Half: 3-12 25.0% 2nd half: 3-8 37.5% Game: 6-20 30.0%  
 FT % 1st Half: 6-15 40.0% 2nd half: 16-20 80.0% Game: 22-35 62.9%

Officials: Marla Gearhart, Charlie Hust, Doug Knight  
 Technical fouls: Virginia-None. Middle Tennessee-None.  
 Attendance: 5613

Score by periods	1st	2nd	3rd	4th	Total
Virginia	15	20	21	14	70
Middle Tennessee	13	14	19	20	66

Last FG - VA 4th-02:02, MT 4th-00:25.  
 Largest lead - VA by 12 3rd-00:53, MT by 5 1st-07:58.  
 VA led for 32:48. MT led for 06:03. Game was tied for 01:09.

## Official Basketball Box Score -- Game Totals -- Final Statistics Norfolk State vs Virginia 11/16/15 7 p.m. at JPJ Arena, Charlottesville, Va.

Norfolk State 50 • 0-2

#	Player	Total		3-Ptr		Rebounds			PF	TP	A	TO	Blk	Stl	Min
		FG-FGA	FG-FGA	FT-FTA	Off	Def	Tot								
21	ROBERTS, Kayla	f	6-19	2-5	0-0	2	3	5	4	14	1	8	1	3	27
25	BESLOW, Siobhan	f	5-10	0-0	1-2	14	1	15	2	11	0	2	1	0	33
03	LAWRENCE, Koryn	g	3-9	0-1	0-0	2	3	5	5	6	2	4	3	0	32
14	DANIELS, Brehanna	g	2-10	0-2	0-0	2	1	3	0	4	1	0	0	1	21
20	DOBY, Ashante	g	0-8	0-4	0-0	0	1	1	0	0	0	3	0	1	23
02	HANNAH, Yazmen	g	1-5	0-4	1-2	0	3	3	1	3	1	3	0	2	20
11	HARPER, Dominique	g	3-5	0-0	3-3	0	2	2	0	9	2	1	0	0	18
13	LONG, Alexys	g	0-5	0-1	1-2	0	1	1	0	1	1	1	0	0	7
32	TANNER, Shayla	g	1-3	0-0	0-0	1	2	3	2	0	1	0	0	0	11
40	SPICER, Ronesia	g	0-3	0-0	0-0	1	0	1	0	1	0	0	0	0	8
	Team					5	2	7							
	Totals		21-77	2-17	6-9	27	19	46	17	50	8	23	5	7	200

FG % 1st Half: 11-35 31.4% 2nd half: 10-42 23.8% Game: 21-77 27.3%  
 3FG % 1st Half: 1-7 14.3% 2nd half: 1-10 10.0% Game: 2-17 11.8%  
 FT % 1st Half: 0-0 0.0% 2nd half: 6-9 66.7% Game: 6-9 66.7%

## Virginia 86 • 2-0

#	Player	Total		3-Ptr		Rebounds			PF	TP	A	TO	Blk	Stl	Min
		FG-FGA	FG-FGA	FT-FTA	Off	Def	Tot								
21	Lauren Moses	f	5-10	0-0	2-2	4	3	7	2	12	1	1	0	2	18
44	Sydney Umeri	f	0-2	0-0	0-0	0	1	1	1	0	0	1	0	0	21
01	Mikayla Venson	g	4-11	2-7	0-0	0	2	2	1	10	2	1	0	4	28
12	Breyana Mason	g	5-7	0-1	0-1	0	3	3	1	10	3	2	0	2	27
20	Faith Randolph	g	6-9	2-4	3-4	2	5	7	0	17	4	3	1	1	17
00	Debra Ferguson	g	1-3	0-0	2-2	0	3	3	2	4	0	1	0	1	7
02	Jae'Lisa Allen	g	0-2	0-0	0-0	1	0	1	2	0	0	1	0	0	7
10	J'Kyra Brown	g	4-6	1-2	2-2	0	2	2	3	11	3	3	0	0	21
13	Emily Battle	g	1-1	0-0	0-0	0	1	1	0	2	0	0	0	0	2
23	Aliyah Huland El	g	4-10	0-3	2-3	1	1	2	3	10	2	2	3	25	
32	Mone Jones	g	3-3	0-0	4-6	2	4	6	1	10	1	3	2	2	24
	Team					3	6	9							
	Totals		33-64	5-17	15-20	13	31	44	16	86	16	18	7	14	200

FG % 1st Half: 18-35 51.4% 2nd half: 15-29 51.7% Game: 33-64 51.6%  
 3FG % 1st Half: 4-13 30.8% 2nd half: 1-4 25.0% Game: 5-17 29.4%  
 FT % 1st Half: 5-7 71.4% 2nd half: 10-13 76.9% Game: 15-20 75.0%

Officials: Denise Brooks, Luis Gonzalez, Rashan Michel  
 Technical fouls: Norfolk State-None. Virginia-None.  
 Attendance: 4

Score by periods	1st	2nd	3rd	4th	Total
Norfolk State	9	14	10	17	50
Virginia	26	19	18	23	86

Last FG - NSUW 4th-00:29, VA 4th-00:41.  
 Largest lead - NSUW None, VA by 38 4th-00:41.  
 NSUW led for 00:00. VA led for 39:41. Game was tied for 00:19.

## Official Basketball Box Score -- Game Totals -- Final Statistics Virginia vs Auburn 11/19/15 6:00 pm at Auburn Arena -- Auburn, Ala.

Virginia 69 • 3-0

#	Player	Total		3-Ptr		Rebounds			PF	TP	A	TO	Blk	Stl	Min
		FG-FGA	FG-FGA	FT-FTA	Off	Def	Tot								
21	Lauren Moses	f	2-7	0-0	4-4	2	4	6	4	8	1	3	0	3	22
44	Sydney Umeri	f	0-1	0-0	0-0	2	4	6	5	0	1	1	0	0	22
01	Mikayla Venson	g	5-14	2-7	2-3	0	1	1	14	1	0	0	2	31	
12	Breyana Mason	g	3-7	0-2	0-0	0	1	1	1	6	2	1	0	3	33
20	Faith Randolph	g	5-13	2-5	3-5	1	5	6	1	15	4	2	0	2	33
10	J'Kyra Brown	g	0-2	0-1	4-4	1	2	3	0	4	2	0	0	0	13
23	Aliyah Huland El	g	6-15	1-8	7-8	2	3	5	4	20	2	4	1	3	31
32	Mone Jones	g	1-4	0-0	0-0	3	0	3	3	2	0	2	1	1	15
	Team					3	5	8							
	Totals		22-63	5-23	20-24	14	25	39	19	69	13	13	2	14	200

FG % 1st Half: 13-29 44.8% 2nd half: 9-34 26.5% Game: 22-63 34.9%  
 3FG % 1st Half: 4-11 36.4% 2nd half: 1-12 8.3% Game: 5-23 21.7%  
 FT % 1st Half: 11-15 73.3% 2nd half: 9-9 100.0% Game: 20-24 83.3%

## Auburn 52 • 2-1

#	Player	Total		3-Ptr		Rebounds			PF	TP	A	TO	Blk	Stl	Min
		FG-FGA	FG-FGA	FT-FTA	Off	Def	Tot								
15	Jones, Jazmine	f	3-3	0-0	1-2	2	2	4	3	7	0	4	0	2	17
44	Tanner, Tra'Ce	c	3-7	0-0	0-0	6	3	9	2	6	0	1	2	2	24
10	Montgomery, Brandy	g	3-12	1-3	1-2	1	2	3	0	8	1	3	0	0	35
13	Frerking, Katie	g	2-7	1-3	3-4	0	5	5	1	8	2	1	2	0	31
40	Dieng, Khady	g	1-4	0-2	1-2	1	6	7	3	3	1	2	0	1	20
03	Sanders, Erica	g	0-1	0-1	0-0	0	0	0	2	0	0	2	0	0	17
12	Garvin, Jonika	g	2-5	0-1	0-0	0	2	2	3	4	0	0	1	0	11
23	Jones, Jessica	g	0-1	0-0	0-0	0	1	1	0	0	0	1	1	1	8
33	McKay, Janiah	g	7-18	0-3	2-5	1	3	4	1</						



### Official Basketball Box Score -- Game Totals -- Final Statistics Virginia vs Green Bay 11/26/15 2:00 p.m.AST at St. Thomas, U.S. Virgin Islands

Virginia 68 • 4-0

#	Player	Total		3-Ptr		Rebounds			PF	TP	A	TO	Blk	Stl	Min
		FG-FGA	FG-FGA	FT-FTA	Off	Def	Tot								
21	Lauren Moses	f	1-7	0-0	1-2	3	5	8	4	3	2	2	0	2	27
44	Sydney Umeri	f	1-2	0-0	0-0	2	3	5	4	2	0	1	1	0	18
01	Mikayla Venson	g	7-13	3-8	8-8	0	4	4	1	25	2	4	0	0	38
12	Breyana Mason	g	5-7	0-1	6-6	1	1	2	1	16	1	2	0	0	40
20	Faith Randolph	g	6-9	1-3	2-2	0	3	3	3	15	1	2	0	1	34
10	J'Kyra Brown	g	0-2	0-1	2-2	0	0	0	2	2	0	1	0	0	12
23	Alyyah Huland El	g	1-6	0-3	3-4	0	1	1	1	5	0	1	0	0	16
32	Mone Jones	g	0-1	0-0	0-0	0	0	0	4	0	2	1	0	0	15
	Team					2	1	3							
	Totals		21-47	4-16	22-24	8	18	26	20	68	8	16	2	8	200

FG % 1st Half: 9-24 37.5% 2nd half: 12-23 52.2% Game: 21-47 44.7%  
 3FG % 1st Half: 3-10 30.0% 2nd half: 1-6 16.7% Game: 4-16 25.0%  
 FT % 1st Half: 6-8 75.0% 2nd half: 16-16 100.0% Game: 22-24 91.7%

Green Bay 59 • 2-1

#	Player	Total		3-Ptr		Rebounds			PF	TP	A	TO	Blk	Stl	Min
		FG-FGA	FG-FGA	FT-FTA	Off	Def	Tot								
33	WEITZER, Lexi	f	3-4	0-0	0-2	0	2	2	3	6	1	0	1	0	20
02	BUCK, Tessa	g	7-11	5-8	5-6	0	3	3	1	24	1	4	0	1	37
04	LUKAN, Kaili	g	3-9	0-1	3-4	1	4	5	3	9	3	5	0	1	38
10	KRAKER, Mehryn	g	3-7	1-4	1-2	1	0	1	3	8	0	1	0	1	19
24	LeCLAIRE, Allie	g	2-11	0-4	3-4	2	0	2	3	7	6	4	0	0	32
01	WELLNITZ, Jen	g	1-2	0-1	0-0	0	1	1	4	2	1	1	0	0	9
21	LINDSTROM, Jessica	g	1-3	0-0	1-2	4	6	10	2	3	0	3	0	0	27
44	MONKE, Mariah	g	0-0	0-0	0-0	1	0	1	3	0	0	2	0	0	10
55	TERRY, Sam	g	0-2	0-1	0-0	0	0	0	1	0	0	0	0	0	8
	Team					3	2	5							
	Totals		20-49	6-19	13-20	12	18	30	23	59	12	22	1	3	200

FG % 1st Half: 12-24 50.0% 2nd half: 8-25 32.0% Game: 20-49 40.8%  
 3FG % 1st Half: 4-9 44.4% 2nd half: 2-10 20.0% Game: 6-19 31.6%  
 FT % 1st Half: 8-11 72.7% 2nd half: 5-9 55.6% Game: 13-20 65.0%

Officials: Dee Kanter, Geraldine Smith, Ryan Durham  
 Technical fouls: Virginia-None. Green Bay-None.  
 Attendance: 2015 Paradise Jam Women's Basketball Tournament.  
 Island Division

Score by periods	1st	2nd	3rd	4th	Total
Virginia	14	13	22	19	68
Green Bay	24	12	7	16	59

Points	In	Off	2nd	Fast	Bench
VA	Paint	T/O	Chance	Break	
VA	8	10	6	2	7
GB	24	10	10	6	5

Last FG - VA 4th-02:43, GB 4th-00:43.  
 Largest lead - VA by 13 4th-02:03, GB by 14 2nd-07:38.  
 VA led for 12:59. GB led for 25:08. Game was tied for 01:53.

Score tied - 3 times.  
 Lead changed - 2 times.

### Official Basketball Box Score -- Game Totals -- Final Statistics Rutgers vs Virginia 11/27/15 4:15 p.m.AST at St. Thomas, U.S. Virgin Islands

Rutgers 60 • 4-2

#	Player	Total		3-Ptr		Rebounds			PF	TP	A	TO	Blk	Stl	Min
		FG-FGA	FG-FGA	FT-FTA	Off	Def	Tot								
42	COPPER, Kahleah	f	7-12	1-1	6-9	1	7	8	1	21	0	3	2	1	37
03	BUTTS, Ariel	f	5-5	0-0	0-1	1	6	7	3	10	0	3	0	0	19
01	HOLLIVAY, Rachael	c	2-3	0-0	2-2	2	3	5	4	6	1	1	4	0	23
03	SCAIFE, Tyler	g	2-7	0-0	2-2	0	5	5	0	6	4	2	0	0	38
04	CANTY, Bryiona	g	2-5	0-0	0-0	0	8	8	4	6	5	0	3	3	35
05	PARKER, Shrita	g	4-5	2-2	1-2	0	1	1	3	11	0	0	0	1	29
12	SANDERS, Khadaizha	g	0-4	0-1	2-2	0	1	1	0	2	1	1	0	0	13
32	KEELING, Desiree	g	0-0	0-0	0-0	0	1	1	1	0	0	1	0	0	3
40	HARRIS, Victoria	g	0-0	0-0	0-0	1	0	1	3	0	0	0	0	0	3
	Team					0	1	1							
	Totals		22-41	3-4	13-18	5	33	38	19	60	12	19	6	5	200

FG % 1st Half: 12-24 50.0% 2nd half: 10-17 58.8% Game: 22-41 53.7%  
 3FG % 1st Half: 2-2 100.0% 2nd half: 1-2 50.0% Game: 3-4 75.0%  
 FT % 1st Half: 3-5 60.0% 2nd half: 10-13 76.9% Game: 13-18 72.2%

Virginia 48 • 5-1

#	Player	Total		3-Ptr		Rebounds			PF	TP	A	TO	Blk	Stl	Min
		FG-FGA	FG-FGA	FT-FTA	Off	Def	Tot								
21	Lauren Moses	f	7-11	0-0	4-10	2	5	7	3	18	0	1	1	2	37
44	Sydney Umeri	f	2-6	0-0	2-2	1	3	4	2	6	1	1	0	0	25
01	Mikayla Venson	g	4-18	2-9	0-0	0	2	2	1	10	2	2	1	0	36
12	Breyana Mason	g	0-6	0-1	1-2	3	2	5	3	1	2	1	0	1	34
20	Faith Randolph	g	2-8	1-3	0-0	0	3	3	4	5	2	0	0	0	25
10	J'Kyra Brown	g	1-7	1-4	3-4	0	1	1	3	6	1	2	0	0	16
23	Alyyah Huland El	g	0-2	0-2	0-0	0	0	0	0	0	0	2	0	0	15
32	Mone Jones	g	1-1	0-0	0-0	2	0	2	2	2	0	0	0	1	12
	Team					3	1	4							
	Totals		17-59	4-19	10-18	11	17	28	18	48	8	9	2	5	200

FG % 1st Half: 10-28 35.7% 2nd half: 7-31 22.6% Game: 17-59 28.8%  
 3FG % 1st Half: 2-10 20.0% 2nd half: 2-9 22.2% Game: 4-19 21.1%  
 FT % 1st Half: 5-8 62.5% 2nd half: 5-10 50.0% Game: 10-18 55.6%

Officials: Fatou Cissoko-Stephens, Brandon Enterline, Barbra Smith  
 Technical fouls: Rutgers-None. Virginia-None.  
 Attendance: 2015 U.S. Virgin Islands Paradise Jam Women's Basketball Tournament.  
 ISLAND DIVISION  
 PRESENTED BY BASKETBALL TRAVELERS

Score by periods	1st	2nd	3rd	4th	Total
Rutgers	16	13	13	18	60
Virginia	16	11	10	11	48

Points	In	Off	2nd	Fast	Bench
RUT	Paint	T/O	Chance	Break	
RUT	24	8	5	6	13
VA	14	19	2	2	8

Last FG - RUT 4th-01:48, VA 4th-02:31.  
 Largest lead - RUT by 13 4th-03:11, VA by 2 1st-00:41.  
 RUT led for 33:21. VA led for 01:18. Game was tied for 05:16.

Score tied - 5 times.  
 Lead changed - 4 times.

### Official Basketball Box Score -- Game Totals -- Final Statistics Tulane vs Virginia 11/28/15 2:00 p.m.AST at St. Thomas, U.S. Virgin Islands

Tulane 67 • 4-3

#	Player	Total		3-Ptr		Rebounds			PF	TP	A	TO	Blk	Stl	Min
		FG-FGA	FG-FGA	FT-FTA	Off	Def	Tot								
30	JONES, Tierra	f	3-5	0-0	6-6	1	2	3	4	12	1	1	0	1	28
45	DURU, Chinwe	c	3-4	0-0	2-3	4	2	6	4	8	1	2	0	0	22
03	MORGAN, Kolby	g	7-16	4-8	3-4	2	3	5	2	21	3	3	1	1	37
11	VORPAHL, Leslie	g	3-9	1-5	0-0	0	8	8	3	7	4	4	0	1	36
33	LATHAM, Courtnie	g	2-8	0-0	1-2	1	3	4	1	5	1	1	0	1	23
01	HARDING, Shakira	g	0-0	0-0	0-0	0	0	0	0	0	0	0	0	0	1
14	EMERY, Taylor	g	3-6	1-3	2-4	0	3	3	0	9	4	1	1	1	25
22	SCHULTE, Meredith	g	0-0	0-0	0-0	2	0	2	1	0	0	1	0	0	6
25	WYATT, Harlyn	g	2-4	0-0	1-2	2	4	6	2	5	0	3	0	0	22
	Team					0	1	1							
	Totals		23-52	6-16	15-21	12	26	38	17	67	14	16	2	5	200

FG % 1st Half: 10-29 34.5% 2nd half: 13-23 56.5% Game: 23-52 44.2%  
 3FG % 1st Half: 3-8 37.5% 2nd half: 3-8 37.5% Game: 6-16 37.5%  
 FT % 1st Half: 2-2 100.0% 2nd half: 13-19 68.4% Game: 15-21 71.4%

Virginia 62 • 5-2

#	Player	Total		3-Ptr		Rebounds			PF	TP	A	TO	Blk	Stl	Min
		FG-FGA	FG-FGA	FT-FTA	Off	Def	Tot								
44	Sydney Umeri	f	2-3	0-0	0-0	1	3	4	4	4	0	2	1	1	25
01	Mikayla Venson	g	2-7	1-4	0-0	0	4	4	4	5	1	1	0	1	30
12	Breyana Mason	g	2-9	2-5	3-5	0	2	2	2	9	3	0	0	1	31
20	Faith Randolph	g	6-20	1-5	5-5	0	1	1	0	18	2	0	0	0	34
21	Lauren Moses	g	5-11	0-0	0-0	4	0	4	5	10	2	4	1	1	26
10	J'Kyra Brown	g	0-1	0-0	0-0	0	0	0	0	0	1	1	0	0	5
23	Alyyah Huland El	g	3-5	1-2	2-2	6	4	10	3	9	1	3	0	0	25
32	Mone Jones	g	2-7	0-1	3-4	1	1	2	3	7	1	2	0	3	24
	Team					2	3	5							
	Totals		22-63	5-17	13-16	14	18	32	21	62	11	14	2	7	200

FG % 1st Half: 9-25 36.0% 2nd half: 13-38 34.2% Game: 22-63 34.9%  
 3FG % 1st Half: 1-6 16.7% 2nd half: 4-11 36.4% Game: 5-17 29.4%  
 FT % 1st Half: 5-6 83.3% 2nd half: 8-10 80.0% Game: 13-16 81.3%

Officials: Barb Smith, Brian Garland, Missy Brooks  
 Technical fouls: Tulane-None. Virginia-None.  
 Attendance: 2015 U.S. Virgin Islands Paradise Jam Women's Basketball Tournament  
 ISLAND DIVISION  
 Presented By Basketball Travelers

Score by periods	1st	2nd	3rd	4th	Total
Tulane	16	9	17	25	67
Virginia	7	17	21	17	62

Points	In	Off	2nd	Fast	Bench
TLN	Paint	T/O	Chance	Break	
TLN	28	10	11	8	14
VA	20	20	13	6	16

Last FG - TLN 4th-02:19, VA 4th-00:06.  
 Largest lead - TLN by 11 1st-00:43, VA by 3 3rd-01:01.  
 TLN led for 33:53. VA led for 03:08. Game was tied for 02:50.



## Official Basketball Box Score -- Game Totals -- Final Statistics NJIT vs Virginia 12/05/15 7 p.m. at JPJ Arena, Charlottesville, Va.

NJIT 54 • 2-5

#	Player	Total			3-Ptr			Rebounds			PF	TP	A	TO	Blk	Stl	Min
		FG	FGA	FT	FTA	Off	Def	Tot	Off	Def							
34	HORTON, Leah	f	4-7	0-0	2-2	2	5	7	5	10	0	3	0	2	30		
01	DUDLEY, Alana	g	0-5	0-3	0-0	2	2	4	0	0	5	4	0	1	35		
12	DUDLEY, Olivia	g	1-2	0-0	0-0	0	0	0	1	2	0	3	0	0	13		
13	GUARINO, Kelly	g	8-17	7-16	1-1	0	0	0	24	1	1	0	1	30			
24	SPAHN, Camerin	g	4-9	1-4	2-2	1	2	3	2	11	2	1	0	30			
14	VETRA, Ruta	g	0-3	0-1	0-0	0	4	4	1	0	5	0	0	24			
21	RUBAN, Maria	g	0-1	0-0	0-0	0	2	2	0	0	1	0	0	10			
22	TORRES, Tatianna	g	2-6	0-0	0-0	3	0	3	3	4	3	0	0	13			
25	PICARD, Bianca	g	1-3	1-2	0-0	0	0	0	1	3	0	2	0	15			
Team						2	4	6			1						
Totals			20-53	9-26	5-5	10	19	29	15	54	12	21	0	5	200		

FG % 1st Half: 10-26 38.5% 2nd half: 10-27 37.0% Game: 20-53 37.7%  
 3FG % 1st Half: 4-10 40.0% 2nd half: 5-16 31.3% Game: 9-26 34.6%  
 FT % 1st Half: 3-3 100.0% 2nd half: 2-2 100.0% Game: 5-5 100.0%

Virginia 81 • 6-3

#	Player	Total			3-Ptr			Rebounds			PF	TP	A	TO	Blk	Stl	Min
		FG	FGA	FT	FTA	Off	Def	Tot	Off	Def							
21	Lauren Moses	f	7-9	0-0	0-4	5	6	11	1	14	2	2	1	0	28		
44	Sydney Umeri	f	0-1	0-0	2-2	3	1	4	2	2	0	2	0	2	19		
01	Mikayla Venson	g	5-13	2-5	0-0	0	1	1	0	12	5	1	0	0	28		
12	Breyana Mason	g	3-4	0-1	1-1	1	1	2	0	7	2	2	0	0	24		
20	Faith Randolph	g	5-12	2-5	0-0	0	2	2	12	0	2	0	2	28			
00	Debra Ferguson	g	0-1	0-0	0-0	0	1	1	0	0	1	0	0	4			
02	Jae/Lisa Allen	g	2-2	0-0	0-0	0	0	0	4	0	0	0	0	3			
10	J'Kyra Brown	g	3-8	1-4	1-1	1	0	1	2	8	3	1	0	17			
13	Emily Battle	g	0-0	0-0	1-2	0	1	1	0	1	0	0	0	2			
23	Alyah Huland El	g	7-10	3-5	0-0	2	4	6	1	17	4	2	0	23			
32	Mone Jones	g	1-5	0-0	2-2	1	6	7	1	4	2	0	0	24			
Team						3	0	3									
Totals			33-65	8-20	7-12	16	23	39	10	81	18	13	1	8	200		

FG % 1st Half: 15-33 45.5% 2nd half: 18-32 56.3% Game: 33-65 50.8%  
 3FG % 1st Half: 4-11 36.4% 2nd half: 4-9 44.4% Game: 8-20 40.0%  
 FT % 1st Half: 3-7 42.9% 2nd half: 4-5 80.0% Game: 7-12 58.3%

Officials: Jennifer Rezac, Tom Danaher, Mark Behrens

Technical fouls: NJIT-None, Virginia-None.

Attendance: 3268

NJIT: Leah Horton fouled out at 1:42 (IV)

Score by periods	1st	2nd	3rd	4th	Total
NJIT	13	14	11	16	54
Virginia	22	15	18	26	81

Last FG - NJIT 4th-00:41, VA 4th-00:24.  
 Largest lead - NJIT by 11st-08:49, VA by 28 4th-01:11.  
 NJIT led for 00:13. VA led for 38:45. Game was tied for 01:02.

Points	In	Off	2nd	Fast	Bench
NJIT	16	12	6	2	7
VA	38	24	20	4	34

Score tied - 1 time.  
 Lead changed - 2 times.

## Official Basketball Box Score -- Game Totals -- Final Statistics Bowling Green vs Virginia 12/08/15 11 a.m. at JPJ Arena, Charlottesville, Va.

Bowling Green 39 • 4-4

#	Player	Total			3-Ptr			Rebounds			PF	TP	A	TO	Blk	Stl	Min
		FG	FGA	FT	FTA	Off	Def	Tot	Off	Def							
30	Miriam Justinger	f	2-6	1-3	0-0	0	0	0	1	5	0	3	0	0	19		
34	Ashley Tunstall	f	2-5	0-1	3-6	2	4	6	4	7	3	4	1	0	36		
32	Lauren Tibbs	c	3-6	0-1	0-0	2	6	8	4	6	0	1	1	1	21		
11	Rachel Myers	g	0-1	0-1	0-0	0	0	0	0	0	0	2	0	0	13		
13	Sydney Lambert	g	0-4	0-2	2-2	0	0	0	3	2	1	4	0	1	22		
12	Rachel Konieczki	g	0-4	0-1	2-2	0	1	1	2	2	2	0	1	17			
14	Carly Santoro	g	2-5	2-5	2-2	1	1	2	2	8	1	1	0	0	16		
20	Sarah Baer	g	1-2	0-0	0-0	0	0	0	1	2	0	1	1	0	6		
23	Kennedy Kirkpatrick	g	2-5	2-4	0-0	1	5	6	2	6	1	2	1	1	25		
33	Haley Puk	g	0-3	0-3	0-0	0	0	0	0	0	0	1	0	1	7		
43	Abby Siefker	g	0-3	0-1	1-4	2	3	5	1	1	1	0	1	0	16		
44	Maddie Cole	g	0-0	0-0	0-0	0	1	1	0	0	0	0	0	0	2		
Team						0	2	2			2						
Totals			12-44	5-22	10-16	8	23	31	20	39	7	24	4	6	200		

FG % 1st Half: 6-20 30.0% 2nd half: 6-24 25.0% Game: 12-44 27.3%  
 3FG % 1st Half: 2-7 28.6% 2nd half: 3-12 25.0% Game: 5-22 22.7%  
 FT % 1st Half: 3-6 50.0% 2nd half: 7-10 70.0% Game: 10-16 62.5%

Virginia 68 • 7-3

#	Player	Total			3-Ptr			Rebounds			PF	TP	A	TO	Blk	Stl	Min
		FG	FGA	FT	FTA	Off	Def	Tot	Off	Def							
21	Lauren Moses	f	5-13	0-0	2-7	6	5	11	2	12	0	3	0	1	28		
44	Sydney Umeri	f	1-3	0-0	0-0	2	4	6	3	2	0	1	0	0	23		
01	Mikayla Venson	g	2-9	2-8	4-4	0	3	4	10	3	4	0	1	32			
12	Breyana Mason	g	2-5	1-4	1-2	0	2	2	2	6	2	0	0	1	23		
20	Faith Randolph	g	6-11	2-6	0-0	3	4	7	0	14	4	1	0	1	26		
00	Debra Ferguson	g	0-0	0-0	0-0	0	1	1	3	0	0	0	0	1	4		
10	J'Kyra Brown	g	2-6	1-2	2-4	3	4	7	0	7	2	2	0	3	16		
13	Emily Battle	g	0-0	0-0	0-0	0	0	0	0	0	0	1	0	0	3		
23	Alyah Huland El	g	6-10	2-5	0-0	0	1	1	2	14	4	2	0	2	22		
32	Mone Jones	g	1-4	0-0	1-2	1	2	3	2	3	1	0	2	0	23		
Team						3	2	5									
Totals			25-61	8-25	10-19	18	28	46	18	68	16	14	3	10	200		

FG % 1st Half: 15-31 48.4% 2nd half: 10-30 33.3% Game: 25-61 41.0%  
 3FG % 1st Half: 5-13 38.5% 2nd half: 3-12 25.0% Game: 8-25 32.0%  
 FT % 1st Half: 3-9 33.3% 2nd half: 7-10 70.0% Game: 10-19 52.6%

Officials: Edward Sidlasky, Rachele Jones, Norma Jones

Technical fouls: Bowling Green-None, Virginia-None.

Attendance: 10468

Score by periods	1st	2nd	3rd	4th	Total
Bowling Green	12	5	7	15	39
Virginia	17	21	18	12	68

Last FG - BGSU 4th-00:19, VA 4th-02:11.  
 Largest lead - BGSU by 2 1st-08:59, VA by 38 4th-01:49.  
 BGSU led for 04:31. VA led for 34:09. Game was tied for 01:20.

Points	In	Off	2nd	Fast	Bench
BGSU	12	8	4	0	19
VA	22	28	16	6	24

Score tied - 2 times.  
 Lead changed - 5 times.

## Official Basketball Box Score -- Game Totals -- Final Statistics Charleston Southern vs Virginia 12/18/15 7 p.m. at JPJ Arena, Charlottesville, Va.

Charleston Southern 65 • 5-5

#	Player	Total			3-Ptr			Rebounds			PF	TP	A	TO	Blk	Stl	Min
		FG	FGA	FT	FTA	Off	Def	Tot	Off	Def							
24	LAKES, Brianna	f	0-1	0-0	0-0	1	1	2	2	0	0	0	0	1	15		
25	MAXIMILIEN, Monique	c	6-7	0-0	0-1	2	3	5	1	12	0	0	4	1	30		
05	LUNG, Nayla	g	4-7	0-2	2-4	1	1	2	1	10	2	1	0	0	28		
10	BURNS, Rachel	g	0-1	0-1	2-2	0	1	1	4	2	1	4	0	0	20		
23	MANN, Alyssa	g	8-18	3-7	1-2	0	1	1	1	20	4	6	0	4	30		
03	JACKSON, Ke/Asia	g	1-5	0-0	1-2	1	0	1	3	3	2	2	0	1	16		
13	ELLIOTT-KING, Georgi	g	1-1	1-1	0-0	0	1	1	0	3	0	1	1	0	3		
14	KIPILOKS, Elyse	g	2-3	0-0	0-0	2	1	3	2	4	0	1	1	2	15		
21	DOBSON, Shauntavia	g	2-6	1-5	0-0	0	0	0	0	5	4	3	0	1	20		
22	HARDY, Alecia	g	0-0	0-0	0-0	0	1	1	0	0	1	0	0	0	2		
42	SAUNDERS, Breanna	g	3-5	0-0	0-0	1	2	3	3	6	1	1	1	0	21		
Team						5	2	7			1						
Totals			27-54	5-16	6-11	13	14	27	17	65	15	20	7	10	200		

FG % 1st Half: 12-28 42.9% 2nd half: 15-26 57.7% Game: 27-54 50.0%  
 3FG % 1st Half: 2-9 22.2% 2nd half: 3-7 42.9% Game: 5-16 31.3%  
 FT % 1st Half: 2-4 50.0% 2nd half: 4-7 57.1% Game: 6-11 54.5%

Virginia 85 • 8-3

#	Player	Total			3-Ptr			Rebounds			PF	TP	A	TO	Blk	Stl	Min
		FG															



### Official Basketball Box Score -- Game Totals -- Final Statistics Coppin State vs Virginia 12/28/15 7 p.m. at JPJ Arena, Charlottesville, Va.

#### Coppin State 40 • 2-9

#	Player	Total		3-Ptr		Rebounds			PF	TP	A	TO	Blk	Stl	Min
		FG-FGA	FT-FTA	FG-FGA	FT-FTA	Off	Def	Tot							
01	Janelle Lane	f	3-8	0-0	4-7	1	2	3	4	10	0	3	2	0	29
02	Genesis Lucas	g	2-8	0-2	0-0	0	0	0	0	4	7	8	0	1	35
10	Amber Griffin	g	2-8	0-1	1-4	0	3	3	3	5	1	2	0	4	38
21	Keena Samuels	g	3-9	0-0	0-1	0	2	2	5	6	0	3	0	0	19
23	Jordan Swails	g	2-5	0-0	0-0	1	3	4	2	4	1	4	1	2	29
03	Tanaysa Henderson	g	1-6	1-1	0-0	1	1	2	2	3	0	1	0	0	15
04	D'Ajahnae Smith	g	0-1	0-1	0-0	1	0	1	1	0	0	0	0	0	2
20	Vanessa Neal	g	0-2	0-1	0-0	0	2	2	0	0	0	1	0	1	12
24	Alexis Taylor	g	0-0	0-0	0-0	0	0	0	0	0	0	0	0	0	2
32	Ormaah Tayong	g	4-8	0-0	0-1	4	2	6	4	8	0	1	1	0	16
34	Oluwaseun Adeniji	g	0-0	0-0	0-0	0	0	0	0	0	0	0	0	0	3
Team						2	2	4							
Totals			17-55	1-6	5-13	10	17	27	21	40	9	23	4	8	200

FG % 1st Half: 8-28 28.6% 2nd half: 9-27 33.3% Game: 17-55 30.9% Deadball Rebounds: 4  
 3FG % 1st Half: 0-1 0.0% 2nd half: 1-5 20.0% Game: 1-6 16.7%  
 FT % 1st Half: 1-5 20.0% 2nd half: 4-8 50.0% Game: 5-13 38.5%

#### Virginia 75 • 9-4

#	Player	Total		3-Ptr		Rebounds			PF	TP	A	TO	Blk	Stl	Min
		FG-FGA	FT-FTA	FG-FGA	FT-FTA	Off	Def	Tot							
21	Lauren Moses	f	7-8	0-0	3-6	3	2	5	2	17	1	0	1	0	28
44	Sydney Umeri	f	0-1	0-0	3-4	1	2	3	0	3	0	1	1	1	21
01	Mikayla Venson	g	6-11	2-3	2-2	0	3	3	1	16	4	4	1	1	31
12	Breyana Mason	g	3-8	2-3	2-2	0	5	5	3	10	3	4	0	4	27
20	Faith Randolph	g	2-8	0-3	5-6	1	6	7	0	9	6	3	0	2	28
00	Debra Ferguson	g	0-1	0-0	0-0	0	1	1	0	0	0	1	0	0	4
02	Jae'Lisa Allen	g	0-0	0-0	0-0	0	1	1	0	0	0	0	0	0	2
10	J'Kyra Brown	g	2-6	1-2	2-2	2	4	6	1	7	2	1	0	0	22
13	Emily Battle	g	0-0	0-0	0-0	0	0	0	0	0	0	0	0	0	2
23	Aliyah Huland El	g	2-6	1-2	4-4	3	2	5	4	9	1	4	1	2	20
32	Mone Jones	g	2-4	0-0	0-0	0	1	1	2	4	0	2	0	1	15
Team						3	5	8							
Totals			24-53	6-13	21-26	13	32	45	13	75	17	20	4	11	200

FG % 1st Half: 12-29 41.4% 2nd half: 12-24 50.0% Game: 24-53 45.3% Deadball Rebounds: 4  
 3FG % 1st Half: 1-4 25.0% 2nd half: 5-9 55.6% Game: 6-13 46.2%  
 FT % 1st Half: 14-16 87.5% 2nd half: 7-10 70.0% Game: 21-26 80.8%

Officials: Wesley Dean, Daryl Humphrey, Tony Lippa  
 Technical fouls: Coppin State-None. Virginia-None.  
 Attendance: 3062  
 Cavalier Classic Presented by Holiday Inn University Area  
 Coppin: Keena Samuels fouled out at 3:26 (IV)

Score by periods	1st	2nd	3rd	4th	Total
Coppin State	10	7	17	6	40
Virginia	19	20	16	20	75

	In	Off	2nd	Fast	Bench
Points	Paint	T/O	Chance	Break	
COPPIN	18	12	4	0	11
VA	28	28	16	6	20

Last FG - COPPIN 4th-02:37, VA 4th-03:09.  
 Largest lead - COPPIN None, VA by 35 4th-00:47.  
 COPPIN led for 00:00. VA led for 38:23. Game was tied for 01:37.

Score tied - 0 times.  
 Lead changed - 0 times.

### Official Basketball Box Score -- Game Totals -- Final Statistics Richmond vs Virginia 12/29/15 7 p.m. at JPJ Arena, Charlottesville, Va.

#### Richmond 51 • 7-6

#	Player	Total		3-Ptr		Rebounds			PF	TP	A	TO	Blk	Stl	Min
		FG-FGA	FT-FTA	FG-FGA	FT-FTA	Off	Def	Tot							
15	WIKE, Karleigh	f	3-8	0-0	0-0	2	4	6	1	6	0	0	2	1	27
21	GREENE, Salita	f	2-5	0-0	4-4	1	5	6	1	8	1	4	0	0	20
00	MURPHREE, Kylie	g	1-2	1-1	0-0	0	3	3	0	3	1	2	0	1	30
04	HUBBARD, Janelle	g	3-16	0-5	2-2	1	5	6	1	8	2	3	0	0	30
11	PARSON, Micaela	g	3-6	0-1	2-4	2	1	3	1	8	6	3	0	2	30
01	POWELL, Bria	g	1-5	0-0	2-2	0	2	2	0	4	1	1	0	0	20
10	HALL, Dazia	g	0-0	0-0	0-0	0	0	0	1	0	0	1	0	0	8
13	MURPHY, Taisha	g	5-7	4-6	0-0	0	2	2	2	14	1	0	0	0	17
14	HUDALLA, Alicia	g	0-1	0-0	0-0	0	0	0	0	0	0	0	0	0	7
32	HARRISON, Rennie	g	0-2	0-0	0-0	1	0	1	0	0	0	0	0	0	11
Team						1	1	2							
Totals			18-52	5-13	10-12	8	23	31	7	51	12	15	2	4	200

FG % 1st Half: 9-25 36.0% 2nd half: 9-27 33.3% Game: 18-52 34.6% Deadball Rebounds: 1  
 3FG % 1st Half: 1-5 20.0% 2nd half: 4-8 50.0% Game: 5-13 38.5%  
 FT % 1st Half: 4-6 66.7% 2nd half: 6-6 100.0% Game: 10-12 83.3%

#### Virginia 71 • 10-4

#	Player	Total		3-Ptr		Rebounds			PF	TP	A	TO	Blk	Stl	Min
		FG-FGA	FT-FTA	FG-FGA	FT-FTA	Off	Def	Tot							
21	Lauren Moses	f	5-12	0-0	3-4	7	7	14	4	13	1	4	1	1	27
44	Sydney Umeri	f	1-4	0-0	0-0	3	3	6	1	2	0	1	1	0	22
01	Mikayla Venson	g	5-14	1-6	0-0	0	1	1	0	11	0	1	0	0	33
12	Breyana Mason	g	3-8	1-3	0-0	1	7	8	2	7	5	0	0	3	33
20	Faith Randolph	g	5-10	0-3	1-2	1	1	2	2	11	5	2	0	1	35
00	Debra Ferguson	g	0-1	0-0	0-0	0	0	0	1	0	0	0	0	0	1
10	J'Kyra Brown	g	3-4	2-3	0-0	1	2	3	1	8	2	0	0	1	12
13	Emily Battle	g	0-0	0-0	0-0	0	0	0	0	0	0	0	0	0	2
23	Aliyah Huland El	g	6-9	1-4	0-0	1	1	2	1	13	0	0	0	0	19
32	Mone Jones	g	3-7	0-1	0-0	1	3	4	3	6	1	0	0	0	18
Team						1	2	3							
Totals			31-69	5-20	4-6	16	27	43	15	71	14	8	2	6	200

FG % 1st Half: 18-38 47.4% 2nd half: 13-31 41.9% Game: 31-69 44.9% Deadball Rebounds: 1  
 3FG % 1st Half: 4-12 33.3% 2nd half: 1-8 12.5% Game: 5-20 25.0%  
 FT % 1st Half: 1-2 50.0% 2nd half: 3-4 75.0% Game: 4-6 66.7%

Officials: Karen Preato, Wesley Dean, Joanne Aldrich  
 Technical fouls: Richmond-None. Virginia-None.  
 Attendance: 3190  
 2015 Cavalier Classic Presented by Holiday Inn University Area

Score by periods	1st	2nd	3rd	4th	Total
Richmond	8	15	11	17	51
Virginia	17	24	18	12	71

	In	Off	2nd	Fast	Bench
Points	Paint	T/O	Chance	Break	
RICHMO	18	6	2	0	18
VA	30	20	19	4	27

Last FG - RICHMOND 4th-00:10, VA 4th-00:29.  
 Largest lead - RICHMOND by 4 1st-08:35, VA by 25 3rd-01:16.  
 RICHMOND led for 01:43. VA led for 37:09. Game was tied for 01:08.

Score tied - 1 time.  
 Lead changed - 1 time.

# 2015-16 VIRGINIA SEASON RESULTS & LEADERS

<b>RECORD:</b>	<b>OVERALL</b>	<b>HOME</b>	<b>AWAY</b>	<b>NEUTRAL</b>
<b>ALL GAMES</b>	10-4	7-1	2-1	1-2
<b>CONFERENCE</b>	0-0	0-0	0-0	0-0
<b>NON-CONFERENCE</b>	10-4	7-1	2-1	1-2

<b>UVA.</b>										
<b>Date</b>	<b>Rank</b>	<b>Opponent</b>	<b>Score</b>	<b>W/L</b>	<b>Rec.</b>	<b>ACC</b>	<b>Attend.</b>	<b>High Scorer</b>	<b>High Reb.</b>	<b>Opp. High Scr</b>
11/13	--/RV	@Mid Tenn	70-66	W	1-0	0-0	5613	Moses 13	Umeri 6	Edwards 30
11/16	--/RV	NORFOLK ST	86-50	W	2-0	0-0	3495	Randolph 17	LM/FR 7	Beslow 15
11/19	--/RV	@Auburn	69-52	W	3-0	0-0	1675	Huland EI 20	LM/SU/FR 6	McKay 16
11/22	--/RV	LONGWOOD	81-46	W	4-0	0-0	3616	Huland EI 20	Moses 9	Skersick 12
11/26	--/RV	vs Green Bay	68-59	W	5-0	0-0	488	Venson 25	Moses 8	Buck 24
11/27	--/RV	vs Rutgers	60-48	L	5-1	0-0		Moses 18	Moses 7	Copper 21
11/28	--/RV	vs Tulane	67-62	L	5-2	0-0		Randolph 18	Huland EI 10	Morgan 21
12/02		No. 24 Iowa	85-73	L	5-3	0-0	3360	Venson 28	Moses 5	Kastanek 22
12/05		NJIT	81-54	W	6-3	0-0	3268	Huland EI 17	Moses 11	Guarino 24
12/08		BOWLING GREEN	68-39	W	7-3	0-0	10048	FR, AHE 14	Moses 11	Tibbs 8
12/18		CHARLESTON SO	85-65	W	8-3	0-0	2975	Venson 24	Moses 7	Mann 20
12/21		@No. 9 Ohio State	93-73	L	8-4	0-0	4778	Randolph 26	Moses 10	Alston 24
12/28		COPPIN STATE	75-40	W	9-4	0-0	3062	Moses 17	Randolph 7	Lane 10
12/29		RICHMOND	71-51	W	10-4	0-0	3190	AHE, Moses 13	Moses 14	Murphy 14

**2015-16 POINTS-REBS-ASSISTS**

<b>OPPONENT</b>	<b>ALLEN</b>	<b>BATTLE</b>	<b>BROWN</b>	<b>FERGUSON</b>	<b>HULAND EL</b>	<b>JONES</b>
Middle Tennessee	DNP	DNP	10-4-1	2-0-0	10-3-2	6-5-0
NORFOLK ST	0-1-0	2-1-0	11-2-3	4-3-0	10-2-2	10-6-1
Auburn	DNP	DNP	4-3-2	DNP	20-5-2	2-3-0
LONGWOOD	0-0-0	0-0-0	4-5-2	2-1-0	20-7-2	7-6-1
Green Bay	DNP	DNP	2-0-0	DNP	5-1-0	0-0-2
Rutgers	DNP	DNP	6-1-1	DNP	0-0-0	2-2-0
Tulane	DNP	DNP	0-0-1	DNP	9-10-1	7-2-1
IOWA	DNP	DNP	0-1-0	DNP	4-3-0	2-1-0
NJIT	4-0-0	1-1-0	8-1-3	0-1-0	17-6-4	4-7-2
BOWLING GR	DNP	0-0-0	7-7-2	0-1-0	14-1-4	3-3-1
CHAR SOUTH	DNP	DNP	10-6-1	1-0-0	12-5-1	INJ
Ohio State	DNP	DNP	0-1-0	DNP	12-3-2	0-2-0
COPPIN	0-1-0	0-0-0	7-6-2	0-1-0	9-5-1	4-1-0
RICHMOND	DNP	DNP	8-3-2	0-0-0	13-2-0	6-4-1
MIAMI						
NOTRE DAME						
Wake Forest						
LOUISVILLE						
Georgia Tech						
at FSU						
PITT						
NC State						
Duke						
VIRGINIA TECH						
SYRACUSE						
at BC						
Louisville						
CLEMSON						
NORTH CAROLINA						
VTech						

<b>OPPONENT</b>	<b>MASON</b>	<b>MOSES</b>	<b>PAYNE</b>	<b>RANDOLPH</b>	<b>UMERI</b>	<b>VENSON</b>
Middle Tennessee	<b>11-2-2</b>	<b>13-4-2</b>	INJ	<b>8-5-0</b>	<b>0-6-2</b>	<b>10-5-3</b>
NORFOLK ST	<b>10-3-3</b>	<b>12-7-1</b>	INJ	<b>17-7-4</b>	<b>0-1-0</b>	<b>10-2-2</b>
Auburn	<b>6-1-2</b>	<b>8-6-1</b>	INJ	<b>15-6-4</b>	<b>0-6-1</b>	<b>14-1-1</b>
LONGWOOD	<b>14-6-1</b>	<b>6-9-2</b>	INJ	<b>14-8-3</b>	<b>2-3-1</b>	<b>12-2-3</b>
Green Bay	<b>16-2-1</b>	<b>3-8-2</b>	INJ	<b>15-3-1</b>	<b>2-5-0</b>	<b>25-4-2</b>
Rutgers	<b>1-5-2</b>	<b>18-7-0</b>	INJ	<b>5-3-2</b>	<b>6-4-1</b>	<b>10-2-2</b>
Tulane	<b>9-2-3</b>	<b>10-4-2</b>	INJ	<b>18-1-2</b>	<b>4-4-0</b>	<b>5-4-1</b>
IOWA	<b>10-4-2</b>	<b>11-5-1</b>	INJ	<b>12-3-2</b>	<b>6-0-1</b>	<b>28-1-3</b>
NJIT	<b>7-2-2</b>	<b>14-11-2</b>	INJ	<b>12-2-0</b>	<b>2-4-0</b>	<b>12-5-1</b>
BOWLING GR	<b>6-2-2</b>	<b>12-11-0</b>	INJ	<b>14-7-4</b>	<b>2-6-0</b>	<b>10-3-3</b>
CHAR SOUTH	<b>3-2-3</b>	<b>10-7-1</b>	INJ	<b>17-6-8</b>	<b>8-5-0</b>	<b>24-3-6</b>
Ohio State	<b>6-2-6</b>	<b>5-10-1</b>	INJ	<b>26-1-1</b>	<b>0-7-0</b>	<b>24-4-3</b>
COPPIN	<b>10-5-3</b>	<b>17-5-1</b>	INJ	<b>9-7-6</b>	<b>3-3-0</b>	<b>16-3-4</b>
RICHMOND	<b>7-8-5</b>	<b>13-14-1</b>	INJ	<b>11-2-5</b>	<b>2-6-0</b>	<b>11-1-0</b>
MIAMI						
NOTRE DAME						
Wake Forest						
LOUISVILLE						
Georgia Tech						
at FSU						
PITT						
NC State						
Duke						
VIRGINIA TECH						
SYRACUSE						
at BC						
Louisville						
CLEMSON						
NORTH CAROLINA						
VirginiaTech						





MISCELLANEOUS STATS

VIRGINIA

OPPONENT

Table with 2 columns: VIRGINIA and OPPONENT. Rows include Bench Points, FG Percentage- Home, FG Percentage- Road, FG Percentage- Neutral, Most Points - Quarter, Fewest Points- Quarter, Most Points- Half, Fewest Points- Half, Largest Halftime Lead, and Largest Halftime Deficit.

VIRGINIA'S RECORD WHEN

Table with 2 columns: Record description and Record. Rows include Game decided by 10 pts or less, Leading at halftime, Trailing at halftime, Tied at halftime, Went into overtime, Leading by 10 or more points, Shot FG 50% or better, Shot FG less than 50%, Shot FG less than 40%, Shot FG 40% or better, Holding opponent under 60 pts, Scoring 30-39 points, Scoring 40-49 points, Scoring 50-59 points, Scoring 60-69 points, Scoring 70-79 points, Scoring 80-89 points, Scoring 90-100 points, Outrebounding opponent, Being outrebounded, Tied in rebounding, Have fewer TOs than opponent, and Committing 15 or less TOs.

SCORING BENCHMARKS

GAMES WITH 20 OR MORE POINTS IN 15-16

Table with 2 columns: Player Name and Games. Rows include Mikayla Venson (4), Aliyah Huland El (2), and Faith Randolph (1).

GAMES WITH 10 OR MORE POINTS IN 15-16

Table with 2 columns: Player Name and Games. Rows include Mikayla Venson (13), Faith Randolph (11), Lauren Moses (10), Aliyah Huland El (9), Breyana Mason (6), J'Kyra Brown (3), and Moné Jones (1).

GAMES WITH 10 OR MORE REBOUNDS IN 15-16

Table with 2 columns: Player Name and Games. Rows include Lauren Moses (4) and Aliyah Huland El (1).

DOUBLE DOUBLES IN 15-16

Table with 2 columns: Player Name and Games. Row includes Lauren Moses (3).



# 2015-16 HIGHS/LOWS

## **VIRGINIA HIGHS**

Points . . . . . 86 vs Norfolk State 11/16/15  
 FG Made . . . . . 33 (3x) last vs NJIT 12/05/15  
 FG Attempts . . . . . 71 vs Longwood 11/22/15  
 FG % . . . . . .516 (33-64) vs Norfolk State 11/14/15  
 3FG Made . . . . . .11 at Ohio State 12/21/15  
 3FG Attempts . . . . . 24 vs Charleston Southern 12/18/15  
 3FG % . . . . . .550 (11-20) at Ohio State 12/21/15  
 Free Throws Made . . . . . 22 vs Green Bay 11/26/15  
 Free Throw Attempts . . . . . 24 (2x) last vs Green Bay 11/26/15  
 Free Throw % . . . . . .917 (22-24) vs Green Bay 11/26/15  
 Rebounds . . . . . 51 vs Longwood 11/22/15  
 Assists . . . . . 20 vs Charleston Southern 12/18/15  
 Steals . . . . . 15 at Middle Tennessee 11/13/15  
 Blocked Shots . . . . . 7 vs Norfolk State 11/16/15  
 Turnovers . . . . . 21 at Middle Tennessee 11/13/15  
 Fouls . . . . . 27 at Middle Tennessee 11/13/15

## **OPPONENT HIGHS**

93 at Ohio State 12/21/15  
 37 at Ohio State 12/21/15  
 77 vs Norfolk State 11/14/15  
 .573 (22-41) vs Rutgers 11/27/15  
 10 vs Iowa 12/02/15  
 26 vs NJIT 12/05/15  
 .750 (3-4) vs Rutgers 11/27/15  
 22 at Middle Tennessee 11/13/15  
 35 at Middle Tennessee 11/13/15  
 5-5 vs NJIT 12/05/15  
 833 (10-12) vs Richmond 12/29/15  
 46 vs Norfolk State 11/16/15  
 17 vs Iowa 12/02/15  
 12 at Middle Tennessee 11/13/15  
 8 at Ohio State 12/21/15  
 24 vs Bowling Green 12/08/15  
 23 vs Green Bay 11/26/15

## **VIRGINIA LOWS**

Points . . . . . 48 vs Rutgers 11/27/15  
 FG Made . . . . . 17 vs Rutgers 11/27/15  
 FG Attempts . . . . . 47 vs Green Bay 11/26/15  
 FG % . . . . . .288 (17-59) vs Rutgers 11/27/15  
 3FG Made . . . . . 2 vs Longwood 11/22/15  
 3FG Attempts . . . . . 11 at Middle Tennessee 11/13/15  
 3FG % . . . . . .133 (2-15) vs Longwood 11/22/15  
 Free Throws Made . . . . . 4 vs Richmond 12/29/15  
 Free Throw Attempts . . . . . 6 vs Richmond 12/29/15  
 Free Throw % . . . . . .556 (10-18) vs Rutgers 11/27/15  
 Rebounds . . . . . 25 vs Iowa 12/02/15  
 Assists . . . . . 8 vs Green Bay 11/26/15  
 Steals . . . . . 5 vs Rutgers 11/27/15  
 Blocked Shots . . . . . 1 vs NJIT 12/05/15  
 Turnovers . . . . . 8 vs Richmond 12/29/15  
 Fouls . . . . . 10 vs NJIT 12/05/15

## **OPPONENT LOWS**

39 vs Bowling Green 12/08/15  
 12 vs Bowling Green 12/08/15  
 41 vs Rutgers 11/27/15  
 .273 (2x) (12-44) last vs Bowling Green 12/08/15  
 1 vs Coppin State 12/28/15  
 4 vs Rutgers 11/27/15  
 .118 (2-17) vs Norfolk State 11/16/15  
 5 (2x) last vs Coppin State 12/28/15  
 5 vs NJIT 12/05/15  
 .385 (5-13) vs Coppin State 12/28/15  
 27 (2x) last vs Coppin State 12/28/15  
 5 at Auburn 11/19/15  
 3 (2x) last vs Green Bay 11/26/15  
 0 vs NJIT 12/05/15  
 15 vs Ohio State 12/21/15  
 7 vs Richmond 12/29/15

## **VIRGINIA INDIVIDUAL HIGHS**

Points . . . . . 28 Venson vs Iowa 12/02/15  
 FG Made . . . . . 9 (3x) last Venson vs CSU 12/18/15  
 FG Attempts . . . . . 20 Randolph vs Tulane 11/28/15  
 FG % . . . . . 7-8 (.875) Moses vs Coppin State 12/28/15  
 3FG Made . . . . . 4(2x) last Venson vs CSU 12/18/15  
 3FG Attempts . . . . . 10 Venson vs Iowa 12/02/15  
 3FG Percentage . . . . . 4-5 Venson at Ohio State 12/21/15  
 . . . . . 2-2 Mason vs Iowa 12/02/15  
 FT Made . . . . . 8 Venson vs Green Bay 11/26/15  
 FT Attempts . . . . . 10 Moses vs Rutgers 11/27/15  
 FT Percentage . . . . . 8-8 Venson vs Green Bay 11/26/15  
 Rebounds . . . . . 14 Moses vs Richmond 12/29/15  
 Assists . . . . . 8 Randolph vs CSU 12/18/15  
 Steals . . . . . 5 Mason vs Green Bay 11/26/15  
 Blocked Shots . . . . . 3 Huland El vs Norfolk State 11/16/15  
 Turnovers . . . . . 6 Venson at Middle Tennessee 11/13/15

## **OPPONENT INDIVIDUAL HIGHS**

30 Edwards at Middle Tennessee 11/13/15  
 10 Alston at Ohio State 12/21/15  
 19 (2x) last Alston at Ohio State 12/21/15  
 5-5 Butts vs Rutgers 11/27/15  
 7 Guarino vs NJIT 12/05/15  
 16 Guarino vs NJIT 12/05/15  
 2-2 Parker vs Rutgers 11/27/15  
 9 Edwards at Middle Tennessee 11/13/15  
 12 Edwards at Middle Tennessee 11/13/15  
 6-6 (2x)  
 15 Beslow vs Norfolk State 11/16/15  
 6 (4X) last Parson vs Richmond 12/29/15  
 6 Jones at Middle Tennessee 11/13/15  
 6 Hart at Ohio State 12/21/15  
 8 (2x) last Lucas vs Coppin State 12/28/15

# THE LAST TIME

## VIRGINIA INDIVIDUALS

- **Two UVA players with double-doubles in the same game:** at Clemson 2/01/15 (Moses 15-10, Imovbioh 15-13)
- **Four players in double figures:** vs Richmond 12/29/15 (Huland El 13, Moses 13, Venson 11, Randolph 11)
- **Five players in double figures:** vs CSU (Venson 24, Randolph 17, Huland El 12, Moses 10, Brown 10)
- **Six players in double figures:** vs Norfolk State 11/16/15 (Randolph 17, Moses 12, Brown 11, Venson 10, Mason 10, Huland El 10, Jones 10)
- **Seven players in double figures:** vs Norfolk State 11/16/15 (Randolph 17, Moses 12, Brown 11, Venson 10, Mason 10, Huland El 10, Jones 10)
- **Scored 20 points:** 26 Randolph/24 Venson at Ohio State, 12/21/15
- **Scored 25 points:** 26, Faith Randolph at Ohio State, 12/21/15
- **Scored 30 points:** 34, Monica Wright vs. Green Bay, 03/21/10
- **Scored 40 points:** \*\*48, Mimi Kennedy at North Carolina, 01/15/98
- **A non-starter scored 20 or more points:** 20 Aliyah Huland El vs Longwood 11/22/15
- **Two or more Hoos scored 20 or more points in the same game:** at Ohio State (Randolph 26, Venson 24)
- **Perfect from the field (5 attempts):** 7-7, Imovbioh vs Louisville 03/01/15
- **Perfect at FT line (10 attempts):** 11-11, Monica Wright vs North Carolina, 02/15/10
- **Perfect at FT line (9 attempts):** 9-9, Faith Randolph vs Louisville 03/01/15
- **Perfect at FT line (8 attempts):** 9-9, Faith Randolph vs Louisville 03/01/15
- **Had 20 Free throw attempts:** \*\*20, Brandi Teamer at Wake Forest, 01/6/05
- **Had 15 rebounds:** 17, Sarah Imovbioh vs Louisville 03/01/15
- **Had 20 rebounds:** 24, Sarah Imovbioh vs Ohio State 11/14/14
- **Had 10 assists:** 11, Sharneé Zoll vs. Georgia Tech, 03/2/08
- **Had 6 steals:** 6, Kelsey Wolfe at Miami, 01/06/13
- **Blocked 5 shots:** 5, Jocelyn Logan-Friend at North Carolina, 02/24/05

## VIRGINIA TEAM

- **UVA ranked in AP Top 25:** #22, 11/21/12
- **UVA ranked USA Today Top 25:** #22, 3/8/10
- **Played AP No. 1 team:** #1 Duke, L 79-58, 3/2/07
- **Defeated AP No. 1 team:** #1 Maryland, 75-74, 2/11/92
- **Defeated AP Top 10 team:** #8 Louisville, 75-59, 03/01/15
- **Defeated AP Top 25 team:** #8 Louisville, 75-59, 03/01/15

## FIELD GOAL SHOOTING

- **Shot 50 percent:** .508 (33-65) vs NJIT 12/5/15
- **Shot 60 percent:** .623 (33-53) vs Georgia Tech, 3/02/08
- **Shot 70 percent:** \*\*.700 (42-60) at Wake Forest, 1/07/87
- **Made 40-49 field goals:** 42 vs Wake Forest, 1/7/87
- **Made 50 field goals:** \*\*54 vs Cleveland State, 11/29/95
- **Attempted 60-69 FG:** 63 vs Tulane 11/28/15
- **Attempted 70-79 FG:** 71 vs Delaware St, 12/6/14
- **Attempted 80 FG:** 85 at NC State, 2/10/11

## THREE-POINT SHOOTING

- **Shot 50 percent:** .750 (6-8) vs Louisville 03/01/15
- **Shot 60 percent:** .750 (6-8) vs Louisville 03/01/15
- **Shot 70 percent:** .750 (6-8) vs Louisville 03/01/15
- **Shot 80 percent:** .857 (6-7) vs St. John's, 03/19/88
- **Made 10 three-pt. field goals:** 10 at Clemson 2/01/15
- **Attempted 20 three-pt. FG:** 26 (made 13) vs BC 1/15/15

## FREE THROW SHOOTING

- **Shot 80 percent:** .808 (21-26) vs Coppin State, 12/28/15
- **Shot 90 percent:** .917 (22-24) vs Green Bay, 11/26/15
- **Shot 100 percent:** 6-6 vs. Duke, 02/8/13
- **Made 20 free throws:** 21 vs Coppin State 12/28/15
- **Made 30 free throws:** 30 vs. North Carolina, 02/20/14
- **Attempted 30 FT:** 33 vs Louisville 03/01/15
- **Attempted 40 FT:** 44 vs. Indiana, 11/26/09
- **Attempted 50 FT:** \*\*54 at Wake Forest, 01/6/05

## SCORING

- **Scored 80 points:** 85 vs Charleston Southern 12/18/15
- **Scored 90 points:** 91 vs Longwood 12/16/14
- **Scored 100 points:** 100 vs Delaware St, 12/6/14

## REBOUNDING

- **Had 50 rebounds:** 51 vs Ohio State 11/14/14
- **Had 60 rebounds:** 63 at Alabama, 12/21/12
- **Had 70 rebounds:** \*\*77 vs. Rider, 12/19/96

## ASSISTS

- **Had 20 assists:** 20 vs Charleston Southern, 12/18/15
- **Had 30 assists:** \*\*37 vs. Cleveland State, 11/29/95

## STEALS

- **Had 15 steals:** 15 at Middle Tenn, 11/13/15
- **Had 20 steals:** 22 vs UMES, 12/17/13
- **Had 25 steals:** 26 vs. Clemson, 02/12/12
- **UVA forced 30 turnovers:** 35 vs. UMES, 12/17/13
- **UVA committed 30 turnovers:** 32 at Alabama, 12/21/12

## MISCELLANEOUS

- **UVA in OT:** L, 68-63 at Pitt 2/19/15
- **UVA in 2OT:** L, 73-70 at Alabama, 12/21/12
- **UVA in 3OT:** W, 105-100 at North Carolina, 01/15/98
- **UVA shot 60% from the floor in first half:** .621 (18-29) at Clemson 2/01/15
- **UVA shot 60% from the floor in second half:** .639 (23-36) vs Longwood 12/16/14
- **UVA shot less than 20% from floor first half:** .192 (5-26) at Maryland, 12/06/12
- **UVA shot less than 30% from floor first half:** .256 (10-39) at Syracuse, 01/11/15
- **UVA shot less than 30% from floor 2nd half:** .294 (10-34) at Clemson 2/01/15
- **UVA scored less than 15 points in first half:** 13 at Florida State, 01/8/06
- **UVA held opp to less than 15 points first half:** 14 vs. Virginia Tech, 01/03/13
- **UVA held opp to less than 10 points first half:** 6 vs. Norfolk State, 12/28/12
- **UVA held opponent to less than 30 points:** 23 vs. Norfolk State, 12/28/12
- **UVA failed to make at least one three-pointer:** 0-10 vs. Kansas State, 11/29/13
- **Opponent failed to make at least one three-pointer:** 0-9 at Louisville, 01/18/15

\*\*school record





**00**

**DEBRA FERGUSON**

Center • Freshman  
6-4  
Amherst County High  
Madison Heights, Va.



**1**

**MIKAYLA VENSON**

Guard • Sophomore  
5-7  
Yorktown High  
Arlington, Va.



**2**

**JAE'LISA ALLEN**

Forward • Sophomore  
6-2  
White Hall High  
Pine Bluff, Ark.



**10**

**J'KYRA BROWN**

Guard • Redshirt Sophomore  
5-11  
Rocky Mount High  
East Carolina Univ.  
Rocky Mount, N.C.



**12**

**BREYANA MASON**


Guard • Junior  
5-8  
Forest Park High  
Woodbridge, Va.



**13**

**EMILY BATTLE**

Forward • Freshman  
6-1  
St. Anne's-Belfield  
Charlottesville, Va.



**20**

**FAITH RANDOLPH**

Guard • Senior  
5-10  
Our Lady of Good Counsel  
Derwood, Md.



**21**

**LAUREN MOSES**

Forward • Sophomore  
6-2  
Rancocas High  
Mount Holly, N.J.



**23**

**ALIYAH HULAND EL**

Guard • Sophomore  
6-1  
Randolph High  
Randolph, N.J.



**32**

**MONÉ JONES**

Forward • Freshman  
6-2  
Riverside High  
Durham, N.C.



**35**

**SHAKYNA PAYNE**

Forward • Freshman  
6-1  
SW Atlanta Christian Academy  
Acworth, Ga.



**44**

**SYDNEY UMERI**

Forward • Junior  
6-1  
The Lovett School  
Acworth, Ga.



**JOANNE BOYLE**

Head Coach  
Fifth Season



**KIM MCNEILL**

Associate Head Coach  
Fifth Season



**LA'KESHIA FRETT MEREDITH**

Assistant Coach  
Third Season



**CORY MCNEILL**


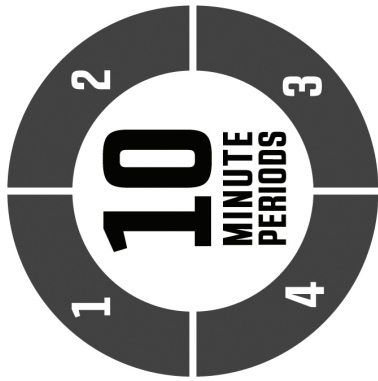
Assistant Coach  
Fifth Season



**SARAH HOLSINGER**

Asst. AD/Operations  
Fifth Season

# 2015-16 WOMEN'S BASKETBALL RULES CHANGES



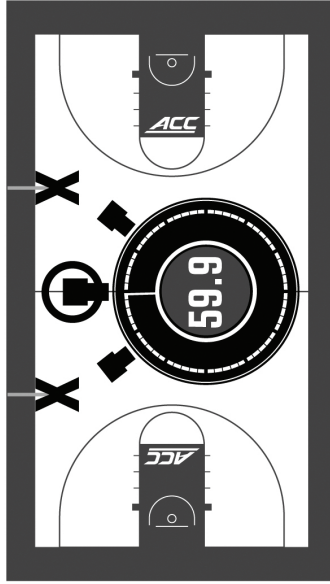
**7 MEDIA TIMEOUTS** LASTING FOR **2:45** (FIRST HORN 2:30)

P1 | ≤ 5:00 OR 1ST TEAM CALLED  
— INTERMISSION MEDIA TIMEOUT —

P2 | ≤ 5:00 OR 1ST TEAM CALLED  
— INTERMISSION MEDIA TIMEOUT —

P3 | ≤ 5:00 OR 1ST TEAM CALLED  
— INTERMISSION MEDIA TIMEOUT —

P4 | ≤ 5:00 OR 1ST TEAM CALLED  
+FIRST TEAM-CALLED IN 2ND HALF IS MEDIA TIMEOUT



OPTION TO ADVANCE THE BALL TO THE **28-FOOT MARK** THE FRONTCOURT WHEN CALLING A **TIMEOUT WITH POSSESSION DURING THE LAST 59.9 SECONDS** OF THE 4TH PERIOD — AND ALSO OF EACH OVERTIME —



**PERMITTED TO PLAY DURING ANY DEAD BALL** 🎵