



# 2019 ACC FOOTBALL

#ACCFootball | @ACCFootball

Sept. 23, 2019

## 2019 STANDINGS

ATLANTIC DIVISION	ACC Games					Overall					Home	Away	Neut	Streak
	W	L	For	Opp	Pct	W	L	For	Opp	Pct				
Clemson	2	0	93	20	1.000	4	0	169	40	1.000	3-0	1-0	0-0	Won 19
Boston College	1	0	35	28	1.000	3	1	134	105	.750	2-1	1-0	0-0	Won 1
Florida State	1	1	59	55	.500	2	2	135	135	.500	2-1	0-1	0-0	Won 1
Wake Forest	0	0	0	0	.000	4	0	152	81	1.000	3-0	1-0	0-0	Won 6
NC State	0	0	0	0	.000	3	1	136	73	.750	3-0	0-1	0-0	Won 1
Louisville	0	1	24	35	.000	2	2	121	91	.500	1-1	0-1	1-0	Lost 1
Syracuse	0	1	6	41	.000	2	2	102	137	.500	1-1	1-1	0-0	Won 1

COASTAL DIVISION	ACC Games					Overall					Home	Away	Neut	Streak
	W	L	For	Opp	Pct	W	L	For	Opp	Pct				
Virginia	2	0	61	38	1.000	4	0	141	72	1.000	3-0	1-0	0-0	Won 5
North Carolina	1	0	28	25	1.000	2	2	101	103	.500	1-1	0-1	1-0	Lost 2
Duke	0	0	0	0	.000	2	1	89	73	.667	1-0	1-0	0-1	Won 2
Virginia Tech	0	1	28	35	.000	2	1	83	69	.667	2-0	0-1	0-0	Won 2
Miami	0	1	25	28	.000	2	2	125	64	.500	2-0	0-1	0-1	Won 2
Pitt	0	1	14	30	.000	2	2	79	91	.500	2-1	0-1	0-0	Won 1
Georgia Tech	0	1	14	52	.000	1	2	52	89	.333	1-1	0-1	0-0	Lost 1

## ACC QUICK HITS

■ No. 1 Clemson and No. 18 Virginia are ranked in this week's AP Top 25 Poll. Wake Forest is ranked No. 24 in the Amway Coaches Poll and is the top team receiving votes in the AP poll. The Deacons are seeking their first AP ranking since 2008. Clemson has held the top spot all season (five weeks), which matches the most times the Tigers have held the top spot in a single season (2015). This is Virginia's highest ranking since 2007, when the Cavaliers rose to 16th late in the year.

■ Four league games, and a ranked matchup between No. 18 Virginia and No. 10 Notre Dame highlight week five of the ACC football schedule. The Cavaliers and Notre Dame face each other for the first time as ranked teams. In fact, it is just the fourth time a ranked ACC team has faced a ranked Notre Dame squad in South Bend. The others were No. 1 Florida State in 1993, No. 14 Georgia Tech in 2015 and No. 14 N.C. State in 2017. Virginia enters the game on a five-game win streak.

■ Duke at Virginia Tech kicks off the weekend with a Friday evening tilt in Blacksburg, Virginia, at 7 p.m. on ESPN. It is the first ACC game of the season for the Blue Devils who are 2-1 overall and had last week off. The Hokies also had a week off and enter the game 2-1 overall, 0-1 in league play.

■ Wake Forest puts its six-game win streak on the line when the Demon Deacons visit Boston College for a 3:30 p.m. kickoff on ACCN. The Deacs have won six straight overall and four consecutive on the road. The six-game win streak is the fifth-longest in the country, trailing only Clemson (19), Ohio State (10), Appalachian State (9) and Florida (8).

■ No. 1 Clemson travels to Chapel Hill to face the Tar Heels for the first time since the 2015 ACC Football Championship Game. Kickoff is set for 3:30 p.m. on ABC. It is the first time the Tar Heels have played host to the nation's top-ranked team since Florida State visited Kenan Stadium in 1999, a 42-10 Seminoles' win.

■ Clemson has won 19 consecutive games. That is the second-longest streak in ACC history and the longest active streak in the country. The league record is 29 straight by Florida State from 2012-14.

### ACC Win Streaks (all games)

29 - Florida State, 2012-14

19 - Clemson, 2018-present

17 - Florida State, 1999-2000

17 - Clemson, 2014-15

■ The Tigers have won 14 consecutive games by 14 points or more, which is now tied for the third-longest streak in the AP Poll era (since 1936).

■ Clemson has won a nation's best 22 consecutive regular season games. The last time the Tigers lost a regular season game was at Syracuse on Oct. 13, 2017. Clemson has won 53 of its last 55 regular season games.

■ North Carolina head coach Mack Brown has won 71 games at UNC, which is one shy of tying Dick Crum for most at UNC. The 71 wins are the 17th-most in ACC history. Brown passed Bobby Ross (70 wins) with

## 2019 WEEK 5 SCHEDULE

Friday, Sept. 27		Time, TV	Sirius	XM	App/Web
<b>Duke (2-1, 0-0) at Virginia Tech (2-1, 0-1)</b>		7 p.m., ESPN	84	84	84
Series: Virginia Tech leads series, 17-9; Last meeting: Virginia Tech, 31-14 (2018) ESPN: Dave Lamont (play-by-play), Gene Chizik (analyst), Dr. Jerry Punch (sideline)					
Saturday, Sept. 28		Time, TV	Sirius	XM	App/Web
<b>Holy Cross (1-2) at Syracuse (2-2)</b>		Noon, ACCN	138	193	955
Series: Syracuse leads series, 23-5; Last meeting: Syracuse, 5-3 (1973) ACCN: Wes Durham (play-by-play), Roddy Jones (analyst), Eric Wood (sideline)					
<b>Delaware (3-1) at Pitt (2-2)</b>		12:30 p.m., RSN	99	194	956
Series: Pitt leads series, 1-0; Last meeting: Pitt, 62-0 (2014) RSN: Tom Werme (play-by-play), James Bates (analyst), Lyndsay Rowley (sideline)					
<b>No. 18 Virginia (4-0) at No. 10 Notre Dame (2-1)</b>		3:30 p.m., NBC	129	129	129
Series: Notre Dame leads series, 2-0; Last meeting: Notre Dame, 34-27 (2015) NBC: Mike Tirico (play-by-play), Doug Flutie (analyst), Kathryn Tappen (sideline), Chris Simms (sideline)					
<b>No. 1 Clemson (4-0, 2-0) at North Carolina (2-2, 1-1)</b>		3:30 p.m., ABC	138	193	955
Series: Clemson leads series, 37-19-1; Last meeting: Clemson, 45-37 (2015) ABC: Dave Pasch (play-by-play), Greg McElroy (analyst), Tom Luginbill (sideline)					
<b>No. 24 Wake Forest (4-0, 0-0) at Boston College (3-1, 1-0)</b>		3:30 p.m., ACCN	111	202	965
Series: Boston College leads series, 14-10-2; Last meeting: Boston College, 41-34 (2018) ACCN: Chris Cotter (play-by-play), Mark Herzlich (analyst), Kelsey Riggs (sideline)					
<b>Georgia Tech (1-2) at Temple (2-1)</b>		3:30 p.m., CBSSN	119	207	967
Series: First Meeting CBSSN: Rich Waltz (play-by-play), Aaron Murray (analyst)					
<b>NC State (3-1, 0-0) at Florida State (2-2, 1-1)</b>		7:30 p.m., ACCN	138	193	955
Series: Florida State leads series, 26-13; Last meeting: NC State, 47-28 (2018) ACCN: Dave O'Brien (play-by-play), Tim Hasselbeck (analyst), Lericia Harris (sideline)					

the victory over Miami. Brown's 44 ACC wins tie for 12th all-time with Danny Ford and Al Groh.

■ Eleven ACC head coaches have won at least 50 career games, including five with more than 100 victories. The five 100-win coaches are UNC's Mack Brown (246), Wake Forest's Dave Clawson (122), Clemson's Dabo Swinney (120), Virginia's Bronco Mendenhall (119) and Duke's David Cutcliffe (113). No other conference has as many coaches with 100 career wins. Two of the five active coaches to win a national title reside in the ACC. Dabo Swinney led Clemson to national titles in 2016 and 2018. Mack Brown won a national title at Texas in 2005.

■ Virginia linebacker Charles Snowden was named The Walter Camp Football Foundation National Defensive Player of the Week, presented by Generation UCAN, for his performance in the Cavaliers' 28-17 win over Old Dominion. Snowden recorded a career-best 15 tackles (six solo), including 3.5 for loss, and two quarterback sacks.

■ Pitt's Kenny Pickett and Syracuse's Tommy DeVito have been named to the Davey O'Brien Award's Great 8 list for their performances in games on Sept. 21. In the win over No. 15 UCF, Pickett threw for 224 yards and a touchdown, rushed for 61 yards on 12 carries and, on the game's decisive play, caught a three-yard touchdown pass off a gadget pass from receiver Aaron Mathews. DeVito accounted for five of Syracuse's seven touchdowns and tallied a career-high 372 total yards in Syracuse's 52-33 victory over Western Michigan.

■ Wake Forest receivers Sage Surratt and Scotty Washington rank among the top 25 nationally in receiving yards per game. The Deacons are one of three schools (LSU & USC are the others) with two players in the top 25. Surratt is fourth in the country with 121.0 receiving yards per game. Washington is 22nd with 93.0 receiving yards per game.

■ Clemson running back Travis Etienne has 41 career rushing touchdowns, which ranks just outside the top 10 career leaders in ACC history. North Carolina's Mike Voight (1973-76) is 10th with 42. Pitt's James Conner (2013-14, 2016) holds the ACC career mark with 52. Etienne also has 43 career touchdowns (41 rushing, 2 receiving), which ranks 14th in league history.

■ Pitt wide receiver Aaron Mathews has been named to the Paul Hornung Award Honor Roll for his performance in the Panthers' 35-34 win over No. 15 UCF. Mathews blocked a punt, returned a punt, caught a pass and threw the game-winning touchdown pass. His 24-yard reception helped set up Pitt's first score, and his blocked punt in the second quarter led to a scoop and score to give Pitt a 21-0 advantage. After UCF rallied to take the lead, Mathews threw the game-winning touchdown pass to his quarterback on the "Pitt Special" on fourth down with a minute left in the game.

■ Boston College's AJ Dillon has twice been named ACC Running Back of the Week this year and has captured the honor seven times in his career. Dillon now has 3,165 rushing yards, which ranks fourth among active players. He is closing in on the top 30 of ACC rushers. Maryland's Charlie Wysocki is 30th with 3,317 rushing yards.

■ The ACC leads the country with 10 starting quarterbacks in the NFL. NC State leads all schools with three starters – Jacoby Brissett (Colts), Philip Rivers (Chargers) and Russell Wilson (Seahawks). Other starters from the ACC include Boston College's Matt Ryan (Falcons), Clemson's Deshaun Watson (Texans), Duke's Daniel Jones (NY Giants), Florida State's Jameis Winston (Buccaneers), Louisville's Lamar Jackson (Ravens) and Teddy Bridgewater (Saints), and North Carolina's Mitch Trubisky (Bears).

## AROUND THE ACC

■ **Boston College (BCeagles.com):** In the win over Rutgers, running back AJ Dillon totaled his 14th career 100-yard game to move into a tie for fifth place in BC history with Andre Williams. Dillon finished with 150 yards on 32 carries. It marked consecutive games of 150 rushing yards or more for Dillon and the ninth of his career, which is second among active players in the country.

■ **Clemson (ClemsonTigers.com):** Against Charlotte, Clemson won its 14th consecutive game by 14 points or more, tying the 2012-13 Florida State Seminoles and 1955-56 Oklahoma Sooners for the third-longest streak in the AP Poll era (since 1936).

■ **Duke (GoDuke.com):** In the win at Middle Tennessee, QB Quentin Harris recorded four passing touchdowns, three in the first half alone, to tie Duke's record for most touchdown passes in two consecutive games after he had four a week ago against North Carolina A&T. He tied Dave Brown's 1989 record of eight.

■ **Florida State (Seminoles.com):** FSU has now scored 24 points in its first four games for just the fifth time since the 2000 season and the first time since 2013. FSU piled up a season-best 522 total yards against Louisville, which is the highest total in 16 games under coach Willie Taggart.

■ **Georgia Tech (RamblinWreck.com):** With a 19-yard run to the Citadel 6-yard line during Georgia Tech's first touchdown drive of the game, sophomore QB Tobias Oliver became the eighth quarterback and 50th overall player in program history with 1,000 career rushing yards. Oliver accomplished the feat in just the 15th game of his career.

■ **Louisville (GoCards.com):** Dez Fitzpatrick caught a season best seven passes for 133 yards against Florida State, the third 100-yard game of his career. His 14th career touchdown reception placed him 12th in school history.

■ **Miami (HurricaneSports.com):** Miami QB Jarren Williams finished 17-for-24 for 250 yards and one touchdown with zero interceptions in the win over Central Michigan. He has not thrown an interception through the first 120 pass attempts of his career. The redshirt freshman has thrown for 1,044 yards and seven touchdowns. He has completed 71.6 percent of his passes for his career.

■ **North Carolina (GoHeels.com):** Carolina ranks third in the FBS with a +36 (45-9) point differential in the fourth quarter. UNC ranked ninth worst in FBS in 2017-18 at -72. Carolina has trailed in the fourth quarter in each of its first four games, winning the first two games over South Carolina and Miami. In its two losses to Wake Forest and Appalachian State, Carolina had the ball on the final possession of the game with a chance to win or tie.

■ **NC State (GoPack.com):** NC State is a perfect 19-for-19 in red zone attempts this season, converting for 13 touchdowns and six field goals. The Wolfpack is one of just 12 FBS teams with a perfect 100% conversion percentage in the red zone, and second among the perfect teams in attempts/conversions (LSU - 27).

■ **Pitt (PittsburghPanthers.com):** Pitt beat UCF despite

trailing 31-21 in the third quarter and 34-28 in the fourth quarter. It was the Panthers' ninth second-half comeback win under Pat Narduzzi. The Panthers last pulled off a second-half rally at Wake Forest (a 34-13 win) on Nov. 17, 2018. Pitt's last fourth-quarter comeback win occurred vs. Duke (54-45) on Oct. 27, 2018.

■ **Syracuse (Cuse.com):** The Orange recovered three fumbles and intercepted a pass to extend its streak of consecutive games with a takeaway to 18. Syracuse has the third-longest active takeaway streak in FBS football behind Houston (21) and Mississippi State (19).

■ **Virginia (VirginiaSports.com):** UVA trailed Old Dominion 17-0 but scored 28 unanswered points to earn the victory. It was Virginia's biggest comeback since trailing 21-0 versus North Carolina at the half in 2002.

■ **Virginia Tech (HokieSports.com):** Freshman RB Keshawn King led the Hokies on the ground with 12 rushes for 119 yards against Furman. He also caught two passes out of the backfield for 16 yards. He became the first true freshman at Tech to gain 100 yards on the ground since 2014.

■ **Wake Forest (GoDeacs.com):** Wake Forest is 4-0 for the seventh time in school history and completed an undefeated non-conference season for the first time since 2006.

## ACTIVE CAREER RUSHERS IN ACC

■ Five active ACC running backs have rushed for at least 1,800 career yards, led by Boston College's AJ Dillon and Clemson's Travis Etienne, who each have more than 2,500 yards.

### Top Active Career Rushing Yards (active career rank)

1. AJ Dillon, Boston College ..... 3,165 (4th)
2. Travis Etienne, Clemson ..... 2,819 (8th)
3. Cam Akers, Florida State ..... 2,229 (21st)
4. Cade Carney, Wake Forest ..... 1,970 (33rd)
5. Moe Neal, Syracuse ..... 1,995 (30th)

## TRUE FRESHMEN RUNNING BACKS

■ Wake Forest's Kenneth Walker (310) and NC State's Zonovan Knight (269) are the nation's top two true freshmen running backs in total rushing yards. Walker is also seventh in the ACC with 77.5 rushing yards per game.

## College Football 150th Anniversary

• CFB150 is a non-profit corporation formed to plan and administer a national celebration of the sport's anniversary. The corporation's Board of Directors is made up of college football stakeholder organizations. Funding for the Anniversary office was provided by the College Football Playoff and NCAA.

• The celebration will showcase the rich history and traditions of the sport and its contribution to American society, while also promoting the opportunity it continues to provide to thousands of student-athletes across all levels of college football.

• The Anniversary date for college football is November 6, 2019, marking 150 years since the first game between Princeton and Rutgers, November 6, 1869. The game was played on a plot of ground where present day Rutgers gymnasium now stands in New Brunswick, N.J. Rutgers won the first game, 6-4. There will be a number of special commemorations during Anniversary Week in November.



## ACC NETWORK




Owned and operated by ESPN in partnership with the Atlantic Coast Conference, ACC Network (ACCN) is a new 24/7 national network dedicated to ACC sports that launched on August 22, 2019. Approximately 450 live contests including 40 regular-season football games, 150 men's and women's basketball games, and 200 other regular-season competitions and tournament games from across the conference's 27 sponsored sports will be televised annually, plus a complement of news and information shows and original programming. Together, the ACCN and its digital platform, ACC Network Extra (ACCNX), will feature 1,350 ACC events in its first year. ESPN has been televising ACC content since 1979 and has exclusive rights to every conference-controlled game across all sports and championships.

\*Carriage agreements are also in place with the following video providers: DIRECTV, Dish, Google Fiber, Hulu Live TV, Optimum, PlayStation Vue, Suddenlink, Spectrum TV, TVision, Verizon Fios, members of the NCTC, NRTC, Vivicast and YouTube TV, among others. All ACCN games will also be available on the ESPN app to authenticated cable subscribers. Fans interested in learning more about ACCN can visit [www.GetACCN.com](http://www.GetACCN.com).


## FOUR NEW COACHES IN 2019

• The ACC welcomes four new coaches in 2019, including Geoff Collins at Georgia Tech, Scott Satterfield at Louisville, Manny Diaz at Miami and Mack Brown at North Carolina. Collins and Satterfield are coming off successful stints at Temple and Appalachian State, respectively. Diaz, Miami's defensive coordinator the last three seasons, earned his first head coaching job after Mark Richt announced his retirement.


Brown returns to the Tar Heels, where he coached from 1988-97 and entered 2019 as the winningest active coach in the country.



Geoff Collins  
Georgia Tech



Scott Satterfield  
Louisville



Manny Diaz  
Miami



Mack Brown  
North Carolina

• Five of the nation's top 25 active coaches in career victories are from the ACC, which is the most of any conference. All five have more than 100 career wins.

• Among active coaches, ACC head coaches Dabo Swinney of Clemson, Scott Satterfield of Louisville and North Carolina's Brown rank among the top 25 in the nation in career winning percentage. Swinney's .800 winning percentage is second only to Washington's Chris Petersen. Virginia's Bronco Mendenhall (.647) and NC State's Dave Doeren (.639) rank just outside the top 25.

## Career Victories - Active Coaches

Pl.	Name, School	Wins
1.	<b>Mack Brown, North Carolina</b>	<b>246</b>
2.	Nick Saban, Alabama	236
3.	Brian Kelly, Notre Dame	233
4.	Willie Fritz, Tulane	173
5.	Gary Patterson, TCU	169
6.	Kirk Ferentz, Iowa	167
7.	Frank Solich, Ohio	165
8.	Chris Creighton, Eastern Michigan	164
9.	Les Miles, Kansas	144
10.	Chris Peterson, Washington	142
11.	Rocky Long, San Diego State	139
12.	Skip Holtz, Louisiana Tech	137
13.	Mike Leach, Washington State	136
14.	Craig Bohl, Wyoming	135
15.	Lance Leipold, Buffalo	134
16.	Mark Dantonio, Michigan State	128
17.	Mike Gundy, Oklahoma State	124
18.	Kyle Whittingham, Utah	123
19.	<b>Dave Clawson, Wake Forest</b>	<b>122</b>
20.	<b>Dabo Swinney, Clemson</b>	<b>120</b>
21.	<b>Bronco Mendenhall, Virginia</b>	<b>119</b>
22.	<b>David Cutcliffe, Duke</b>	<b>113</b>
23.	Jeff Tedford, Fresno State	105
24.	Randy Edsall, Connecticut	101
25.	Jim Harbaugh, Michigan	98

## Career Winning Percentage

Pl.	Name, School	Record	Pct.
1.	Chris Petersen, Washington	142-34-0	.807
2.	<b>Dabo Swinney, Clemson</b>	<b>120-30-0</b>	<b>.800</b>
3.	Lance Leipold, Buffalo	134-35-0	.793
4.	Nick Saban, Alabama	236-63-1	.788
5.	Jimbo Fisher, Texas A&M	94-29-0	.764
6.	Brian Harsin, Boise State	63-20-0	.759
7.	David Shaw, Stanford	83-29-0	.741
8.	Tom Herman, Texas	42-15-0	.737
9.	Gary Patterson, TCU	169-64-0	.725
10.	Chip Kelly, UCLA	50-19-0	.725
11.	Les Miles, Kansas	144-57-0	.716
12.	Brian Kelly, Notre Dame	233-92-2	.716
13.	Jim Harbaugh, Michigan	98-42-0	.700
14.	Neal Brown, West Virginia	38-17-0	.691
15.	Gus Malzahn, Auburn	66-30-0	.688
16.	Jason Candle, Toledo	30-14-0	.682
17.	<b>Scott Satterfield, Louisville</b>	<b>53-26-0</b>	<b>.671</b>
18.	Mike Gundy, Oklahoma State	124-60-0	.674
19.	Paul Chryst, Wisconsin	64-31-0	.674
20.	James Franklin, Penn State	72-36-0	.667
21.	Craig Bohl, Wyoming	135-68-0	.665
22.	Kyle Whittingham, Utah	123-62-0	.665
23.	<b>Mack Brown, North Carolina</b>	<b>246-124-1</b>	<b>.664</b>
24.	Chuck Martin, Miami (OH)	97-49-0	.664
25.	Clay Helton, USC	35-18-0	.660

## ACC HEAD COACHING RECORDS

Head Coach, School	Career	Years	Pct.	at ACC School	Years	Pct.	ACC	Years	Pct.
Steve Addazio, Boston College	54-50	9th	.519	41-39	7th	.513	19-30	7th	.388
Dabo Swinney, Clemson	120-30	12th	.800	120-30	12th	.800	71-16	12th	.816
David Cutcliffe, Duke	113-102	19th	.526	69-73	12th	.486	31-57	12th	.352
Willie Taggart, Florida State	54-59	10th	.478	7-9	2nd	.438	4-6	2nd	.400
Geoff Collins, Georgia Tech	16-12	3rd	.593	1-2	2nd	.333	0-1	1st	.000
Scott Satterfield, Louisville	53-26	7th	.671	2-2	1st	.500	0-1	1st	.000
Manny Diaz, Miami	2-2	1st	.500	2-2	1st	.500	0-1	1st	.000
Mack Brown, North Carolina	246-124-1	31st	.664	71-48-1	11th	.596	42-35-1	11th	.548
Dave Doeren, NC State	69-39	9th	.639	46-35	7th	.568	20-28	7th	.417
Pat Narduzzi, Pitt	30-26	5th	.536	30-26	5th	.536	20-14	5th	.589
Dino Babers, Syracuse	57-37	8th	.606	20-21	4th	.488	10-15	4th	.400
Bronco Mendenhall, Virginia	119-65	15th	.647	20-22	4th	.476	10-16	4th	.385
Justin Fuente, Virginia Tech	53-39	8th	.576	27-16	4th	.628	15-11	4th	.577
Dave Clawson, Wake Forest	122-115	20th	.515	32-35	6th	.478	12-28	6th	.300



The ACC has won seven national championships in football, men's basketball, women's basketball and baseball since 2015. That is the most of any conference. The ACC is the only conference to win each of those four titles over that stretch.

The ACC has won more football national titles than any other conference since 2013 (three of the last six) and more men's basketball national championships than any other league since 2015 (three of the last five).

## Football

2013 Florida State (BCS)  
2016 Clemson (CFP)  
2018 Clemson (CFP)

ACC Champion Clemson won the league's eighth football national championship in 2018 with a 44-16 win over previously unbeaten Alabama. The 28-point margin of victory was the largest over a No. 1 ranked team in ACC history.

The ACC has had a team in either the College Football Playoff or the BCS National Championship Game in each of the past six years.

The ACC matched its league record with 11 bowl teams in 2018, including Boston College, Clemson, Duke, Georgia Tech, Miami, NC State, Pitt, Syracuse, Virginia, Virginia Tech and Wake Forest. The 11 bowl teams tied for the most among any conference.

The ACC finished the bowl season with six postseason wins, which tied for the most among all conferences.

The ACC is the only conference to send every team to at least one bowl game over the last three seasons. In addition, the ACC is tied for the most bowl teams (32) among all conferences over the last three years (11 in 2016, 10 in 2017, 11 in 2018).

Since 2013, the ACC has the second-best record of any Power 5 conference in the BCS, New Year's Six and CFP games, and has the most national championships (Florida State in 2013, Clemson in 2016 & 2018).

The ACC's 19 postseason wins over the last three (2016-18) years are the most of any conference.

A league-record 10 ACC teams were ranked last year in the AP Top 25 poll, including Boston College, Clemson, Duke, Florida State, Miami, NC State, Pitt, Syracuse, Virginia and Virginia Tech. The previous ACC record for most teams ranked in a season was nine in 2008. The 10 ranked teams are tied for most among all conferences.

An ACC football player has won the Heisman Trophy or the Campbell Trophy – commonly referred to as the “Academic Heisman” – in five of the last six years, something no other league can claim. Clemson DT Christian Wilkins won the Campbell Trophy last year. He is the second consecutive winner from the ACC.

In 2019, ACC teams will play more games (20) against Power 5 competition (including Notre Dame) than any of their peers.

This year, ACC teams will play more games against non-conference teams (16) ranked in last year's final Associated Press Top 25 than any other Power 5 conference.

ACC teams will play 26 games against non-conference opponents that participated in bowl games in 2018, the highest total among Power 5 conferences.

The ACC is in its sixth year of a 12-year agreement with the Capital One Orange Bowl, which will host an ACC team—either its champion or next available team—in all years when the Orange Bowl is not a semifinal site for the College Football Playoff. The opponent will be the highest ranked available team from the SEC, Big Ten or Notre Dame.

Eleven ACC football teams have an APR higher than the Division I average of 968, which ties for most among peer conferences. In all sports, the ACC leads all Power 5 conferences with 95 teams from member schools recognized in the most recent NCAA APR Public Recognition Awards.

Ten of 14 ACC Football teams earned a graduation success rate (GSR) at or above the FBS average. That was second-most among Power 5 conferences, both in terms of percentage and in total number.

The ACC remains the only Power 5 conference to have multiple teams score 90 or higher in GSR each year since 2005. Duke (96), Wake Forest (93) and Boston College (90) reached that plateau last year.

In its 2018 U.S. News and World “Best Colleges” rankings, ACC member schools combine for an average rank of 54.7, marking the 12th straight year that the ACC has led all Power 5 conferences.

## ACC DIVISIONAL TIEBREAKER

If more than one team in the same division is tied for the best winning percentage in its Conference games, the procedures listed below will be followed to determine the division's representative in the Dr Pepper ACC Championship Game:

### Two-Team Tie:

1. Head-to-head competition between the two tied teams.
2. Win percentage of the tied teams within the division.
3. Head-to-head competition versus the team within the division with the best overall win percentage. (Divisional and non-divisional) and proceeding through the division. Multiple ties within the division will be broken from first-to-last using the league's tiebreaking procedures.
4. Overall win percentage versus all common non-divisional opponents.
5. Combined win percentage vs. all non-divisional opponents.
6. Win percentage versus common non-divisional opponents based on their order of finish (overall conference win percentage) and proceeding through other common non-divisional teams based upon their divisional order of finish.
7. The tied team with the higher ranking by the Team Rating Score metric provided by SportSource Analytics following the conclusion of regular season games.
8. The representative shall be chosen by a draw as administered by the Commissioner or the Commissioner's designee.

### Three-Team (or More) Team Tie

(Once a team is eliminated from the tie, the tie-breaker procedures restart for the remaining teams. If the three (or more) team tie can be reduced to two teams, the two-team tiebreaker format will then be applied.)

1. Combined head-to-head win percentage among the tied teams.
2. Win percentage of the tied teams within the division.
3. Head-to-head competition versus the team within the division with the best overall (divisional and non-divisional) Conference win percentage, and proceeding through the division. Multiple ties within the division will be broken first to last, using the league's tie-breaker policies.
4. Combined win percentage versus all common non-divisional opponents.
5. Overall win percentage versus non-divisional opponents.
6. Win percentage versus common non-divisional opponents based upon their order of finish (overall win percentage) and proceeding through other common non-divisional opponents based upon their divisional order of finish.
7. The tied team with the higher ranking by the Team Rating Score metric provided by SportSource Analytics following the conclusion of regular season games.
8. The representative shall be chosen by a draw as administered by the Commissioner or the Commissioner's designee.

# 2019 COMPOSITE SCHEDULE



## WEEK 0

### Saturday, Aug. 24

Miami 20 vs. No. 8 Florida 24 ..... 7 p.m., ESPN  
(Camping World Kickoff, Orlando, Fla.)

## WEEK 1

### Thursday, Aug. 29

Georgia Tech 14 at No. 1 Clemson 52 ..... 8 p.m., ACCN

### Friday, Aug. 30

Utah State 35 at Wake Forest 38 ..... 8 p.m., ACCN

### Saturday, Aug. 31

Duke 3 vs. No. 2 Alabama 42 ..... 3:30 p.m., ABC  
(Chick-fil-A Kickoff, Atlanta, Ga.)  
North Carolina 24 vs. South Carolina 20 ..... 3:30 p.m., ESPN  
(Belk College Kickoff, Charlotte, N.C.)  
East Carolina 6 at NC State 34 ..... Noon, ACCN  
Virginia Tech 28 at Boston College 35 ..... 4 p.m., ACCN  
No. 22 Syracuse 24 at Liberty 0 ..... 6 p.m., ESPN+  
Boise State 36 at Florida State 31 ..... Noon, ESPN  
Virginia 30 at Pitt 14 ..... 7:30 p.m., ACCN

### Monday, Sept. 2

No. 9 Notre Dame 35 at Louisville 17 ..... 8 p.m., ESPN

## WEEK 2

### Friday, Sept. 6

William & Mary 17 at Virginia 52 ..... 8 p.m., ACCN  
Wake Forest 41 at Rice 21 ..... 8 p.m., CBSSN

### Saturday, Sept. 7

Ohio 10 at Pitt 20 ..... 11 a.m., ACCN  
No. 21 Syracuse 20 at Maryland 63 ..... Noon, ESPN  
Old Dominion 17 at Virginia Tech 31 ..... Noon, ESPN  
Western Carolina 0 at NC State 41 ..... 12:30 p.m., RSN  
South Florida 10 at Georgia Tech 14 ..... 2 p.m., ACCN  
Richmond 13 at Boston College 45 ..... 3:30 p.m., ACCN  
No. 12 Texas A&M 10 at No. 1 Clemson 24 ..... 3:30 p.m., ABC  
ULM 44 at Florida State 45 ..... 5 p.m., ACCN  
North Carolina A&T 13 at Duke 45 ..... 6 p.m., ACCN  
Eastern Kentucky 0 at Louisville 42 ..... 7 p.m., ACCN  
Miami 25 at North Carolina 28 ..... 8 p.m., ACCN

## WEEK 3

### Friday, Sept. 13

North Carolina 18 at Wake Forest 24 (non-conference) ..  
..... 6 p.m., ESPN  
Kansas 48 at Boston College 24 ..... 7:30 p.m., ACCN

### Saturday, Sept. 14

NC State at West Virginia ..... Noon, FS1  
Pitt 10 at No. 13 Penn State 17 ..... Noon, ABC  
Furman 17 at Virginia Tech 24 ..... Noon, ACCN  
The Citadel 27 at Georgia Tech 24 (ot) ..... 12:30 p.m., RSN  
Louisville 38 at Western Kentucky 27 ..... 4 p.m., Stadium  
Bethune-Cookman 0 at Miami 63 ..... 4 p.m., ACCN  
Duke 41 at Middle Tennessee 18 ..... 7 p.m., Facebook  
Florida State 24 at No. 24 Virginia 31 ..... 7:30 p.m., ACCN  
No. 1 Clemson 41 at Syracuse 6 ..... 7:30 p.m., ABC

## WEEK 4

### Saturday, Sept. 21

Western Michigan 33 at Syracuse 52 ..... Noon, ACCN  
Boston College 30 at Rutgers 16 ..... Noon, BTN  
Elon 7 at Wake Forest 49 ..... Noon, RSN  
Louisville 24 at Florida State 35 ..... 3:30 p.m., ESPN  
Appalachian St. 34 at North Carolina 31 ..... 3:30 p.m., RSN  
UCF 34 at Pitt 35 ..... 3:30 p.m., ABC  
Central Michigan 12 at Miami 17 ..... 4 p.m., ACCN  
Ball State 23 at NC State 34 ..... 7 p.m., ESPN  
Old Dominion 17 at No. 21 Virginia 28 ..... 7 p.m., ESPN  
Charlotte 10 at No. 1 Clemson 52 ..... 7:30 p.m., ACCN

## WEEK 5

### Friday, Sept. 27

Duke at Virginia Tech ..... 7 p.m., ESPN

### Saturday, Sept. 28

Holy Cross at Syracuse ..... Noon, ACCN  
Delaware at Pitt ..... 12:30 p.m., RSN  
Virginia at Notre Dame ..... 3:30 p.m., NBC  
Clemson at North Carolina ..... 3:30 p.m., ABC  
Wake Forest at Boston College ..... 3:30 p.m., ACCN  
Georgia Tech at Temple ..... 3:30 p.m., CBSSN  
NC State at Florida State ..... 7:30 p.m., ACCN

## WEEK 6

### Saturday, Oct. 5

Boston College at Louisville ..... 12:30 p.m., RSN  
Virginia Tech at Miami ..... 3:30 p.m., ABC/ESPN/ESPN2  
North Carolina at Georgia Tech ..... 4 p.m., ACCN  
Pitt at Duke ..... 8 p.m., ACCN

## WEEK 7

### Thursday, Oct. 10

Syracuse at NC State ..... 8 p.m., ESPN

### Friday, Oct. 11

Virginia at Miami ..... 8 p.m., ESPN

### Saturday, Oct. 12

Florida State at Clemson  
Georgia Tech at Duke  
Louisville at Wake Forest  
Rhode Island at Virginia Tech

## WEEK 8

### Friday, Oct. 18

Pitt at Syracuse ..... 7 p.m., ESPN

### Saturday, Oct. 19

NC State at Boston College  
Clemson at Louisville  
Duke at Virginia  
Florida State at Wake Forest  
Georgia Tech at Miami  
North Carolina at Virginia Tech

## WEEK 9

### Saturday, Oct. 26

Boston College at Clemson  
Duke at North Carolina  
Syracuse at Florida State  
Virginia at Louisville  
Miami at Pitt

## WEEK 10

### Saturday, Nov. 2

Virginia Tech at Notre Dame ..... 2:30 p.m., NBC  
Boston College at Syracuse  
Wofford at Clemson  
Miami at Florida State  
Pitt at Georgia Tech  
Virginia at North Carolina  
NC State at Wake Forest

## WEEK 11

### Saturday, Nov. 9

Florida State at Boston College  
Clemson at NC State  
Notre Dame at Duke ..... TBD, ACCN  
Georgia Tech at Virginia  
Louisville at Miami  
Wake Forest at Virginia Tech

## WEEK 12

### Thursday, Nov. 14

North Carolina at Pitt ..... 8 p.m., ESPN

### Saturday, Nov. 16

Wake Forest at Clemson  
Syracuse at Duke  
Alabama State at Florida State  
Virginia Tech at Georgia Tech  
Louisville at NC State

## WEEK 13

### Thursday, Nov. 21

NC State at Georgia Tech ..... 8 p.m., ESPN

### Saturday, Nov. 23

Boston College at Notre Dame ..... 2:30 p.m., NBC  
Miami at FIU ..... 7 p.m., CBSSN  
Duke at Wake Forest  
Syracuse at Louisville  
Mercer at North Carolina  
Pitt at Virginia Tech  
Liberty at Virginia

## WEEK 14

### Friday, Nov. 29

Virginia Tech at Virginia ..... TBD, ABC or ESPN

### Saturday, Nov. 30

Boston College at Pitt  
Clemson at South Carolina  
Miami at Duke  
Florida State at Florida  
Georgia at Georgia Tech  
Louisville at Kentucky  
North Carolina at NC State  
Wake Forest at Syracuse

## ACC FOOTBALL CHAMPIONSHIP GAME

### Saturday, Dec. 7

Atlantic Division Champion vs. Coastal Division Champion  
(Bank of America Stadium, Charlotte, North Carolina)

## Quarterback

Sept. 3	Jamie Newman, QB, Wake Forest
Sept. 9	Sam Howell, QB, North Carolina
Sept. 16	Trevor Lawrence, QB, Clemson & Bryce Perkins, QB, Virginia
Sept. 23	Kenny Pickett, QB, Pitt
Sept. 30	
Oct. 7	
Oct. 14	
Oct. 21	
Oct. 28	
Nov. 4	
Nov. 11	
Nov. 18	
Nov. 25	
Dec. 2	

## Running Back

Sept. 3	Travis Etienne, RB, Clemson
Sept. 9	Cam Akers, RB, Florida State
Sept. 16	AJ Dillon, RB, Boston College
Sept. 23	AJ Dillon, RB, Boston College & Cam Akers, RB, Florida State
Sept. 30	
Oct. 7	
Oct. 14	
Oct. 21	
Oct. 28	
Nov. 4	
Nov. 11	
Nov. 18	
Nov. 25	
Dec. 2	

## Offensive Line

Sept. 3	Charlie Heck, OT, North Carolina
Sept. 9	John Phillips, OG, Boston College & John Simpson, OG, Clemson
Sept. 16	John Simpson, OG, Clemson
Sept. 23	Bryce Hargrove, OG, Pitt
Sept. 30	
Oct. 7	
Oct. 14	
Oct. 21	
Oct. 28	
Nov. 4	
Nov. 11	
Nov. 18	
Nov. 25	
Dec. 2	

## Receiver

Sept. 3	Sage Surratt, WR, Wake Forest
Sept. 9	Scotty Washington, WR, Wake Forest
Sept. 16	Sage Surratt, WR, Wake Forest
Sept. 23	Trishton Jackson, WR, Syracuse
Sept. 30	
Oct. 7	
Oct. 14	
Oct. 21	
Oct. 28	
Nov. 4	
Nov. 11	
Nov. 18	
Nov. 25	
Dec. 2	

## Defensive Line

Sept. 3	Josh Black, NT, Syracuse
Sept. 9	Tomon Fox, DE, North Carolina
Sept. 16	Carlos "Boogie" Basham, DE, Wake Forest
Sept. 23	Marvin Wilson, DT, Florida State
Sept. 30	
Oct. 7	
Oct. 14	
Oct. 21	

Oct. 28	
Nov. 4	
Nov. 11	
Nov. 18	
Nov. 25	
Dec. 2	

## Linebacker

Sept. 3	Rayshard Ashby, LB, Virginia Tech
Sept. 9	Charlie Harris, LB, Georgia Tech
Sept. 16	Isaiah Simmons, LB, Clemson
Sept. 23	Charles Snowden, LB, Virginia
Sept. 30	
Oct. 7	
Oct. 14	
Oct. 21	
Oct. 28	
Nov. 4	
Nov. 11	
Nov. 18	
Nov. 25	
Dec. 2	

## Defensive Back

Sept. 3	Myles Wolfolk, SS, North Carolina
Sept. 9	K'Von Wallace, SS, Clemson
Sept. 16	Nasir Greer, SS, Wake Forest
Sept. 23	Chris Ingram, CB, NC State
Sept. 30	
Oct. 7	
Oct. 14	
Oct. 21	
Oct. 28	
Nov. 4	
Nov. 11	
Nov. 18	
Nov. 25	
Dec. 2	

## Specialist

Sept. 3	Brian Delaney, PK, Virginia
Sept. 9	Joe Reed, KR, Virginia
Sept. 16	Sterling Hofrichter, P, Syracuse
Sept. 23	Aaron Mathews, WR, Pitt
Sept. 30	
Oct. 7	
Oct. 14	
Oct. 21	
Oct. 28	
Nov. 4	
Nov. 11	
Nov. 18	
Nov. 25	
Dec. 2	

## Rookie

Sept. 3	Sam Howell, QB, North Carolina
Sept. 9	Sam Howell, QB, North Carolina
Sept. 16	Jarren Williams, QB, Miami
Sept. 23	Jarren Williams, QB, Miami
Sept. 30	
Oct. 7	
Oct. 14	
Oct. 21	
Oct. 28	
Nov. 4	
Nov. 11	
Nov. 18	
Nov. 25	
Dec. 2	

# TOP 25 POLL REPORTS



	AP/USA Today/CFP													
	BC	Clem	Duke	FSU	GT	UL	UM	NC	NCSU	Pitt	SU	VA	VT	WF
Preseason	-/-	1/1/-	-/RV/-	-/RV/-	-/-	-/-	RV/RV/-	-/-	-/RV/-	-/-	22/22/-	RV/RV/-	RV/RV/-	-/-
Week 2	RV/RV/-	1/1/-	-/-	-/-	-/-	-/-	RV/RV/-	RV/RV/-	-/RV/-	-/-	21/22/-	RV/RV/-	-/-	-/-
Week 3	RV/RV/-	1/1/-	-/-	-/-	-/-	-/-	-/-	RV/RV/-	-/RV/-	-/-	RV/-	25/RV/-	-/-	-/RV/-
Week 4	-/-	1/1/-	-/RV/-	-/-	-/-	-/-	-/-	-/-	-/-	-/-	-/-	21/22/-	-/-	RV/RV/-
Week 5	-/-	1/1/-	-/-	-/-	-/-	-/-	-/-	-/-	-/-	RV/-	-/-	18/18/-	-/-	RV/24/-
Week 6														
Week 7														
Week 8														
Week 9														
Week 10														
Week 11														
Week 12														
Week 13														
ACC CG														
Bowls														
Final														

## ACC ASSOCIATED PRESS RANKING HISTORY

School	Consecutive			
	Polls	Top 10	No. 1	Weeks Ranked
Boston College	-	34	1	144
Clemson	73	167	16	440
Duke	-	57	-	172
Florida State	-	368	72	560
Georgia Tech	-	146	-	306
Louisville	-	40	-	141
Miami	-	303	68	490
North Carolina	-	76	1	245
NC State	-	11	-	161
Pitt	-	125	21	297
Syracuse	-	69	7	205
Virginia	3	24	3	170
Virginia Tech	-	95	-	302
Wake Forest	-	-	-	42

## COLLEGE FOOTBALL PLAYOFF RANKINGS

School	N5	N12	N19	N26	D3	D8
--------	----	-----	-----	-----	----	----

## ASSOCIATED PRESS RANKINGS

School	P	S3	S8	S15	S22
Clemson	1	1	1	1	1
Alabama	2	2	2	2	2
Georgia	3	3	3	3	3
LSU	6	6	4	4	4
Ohio State	5	5	6	6	5
Oklahoma	4	4	5	5	6
Auburn	16	10	8	8	7
Wisconsin	19	17	14	t13	8
Florida	8	11	9	9	9
Notre Dame	9	8	7	7	10
Texas	10	9	12	12	11
Penn State	15	15	13	t13	12
Oregon	11	16	15	16	13
Iowa	20	20	19	18	14
Cal	-	-	-	23	15
Boise State	-	24	22	20	16
Washington	13	14	23	22	17
Virginia	-	-	25	21	18
Utah	14	13	11	10	19
Michigan	7	7	10	11	20
USC	-	-	24	-	21
UCF	17	18	17	15	22
Texas A&M	12	12	16	17	23
Kansas State	-	-	-	-	24
Michigan State	18	19	18	-	25
Washington St.	23	22	20	19	-
Arizona State	-	-	-	24	-
TCU	-	-	-	25	-
Maryland	-	-	21	-	-
Syracuse	22	21	-	-	-
Stanford	25	23	-	-	-
Iowa State	21	t25	-	-	-
Nebraska	24	t25	-	-	-

## ATLANTIC DIVISION

### BOSTON COLLEGE

**Web:** bceagles.com  
**Shipping & Mailing:** 238 Conte Forum, 140 Commonwealth, Ave., Chestnut Hill, MA 02467  
**Office Phone:** 617-552-3004  
**Associate Athletics Director:** Jason Baum, j.baum@bc.edu, 201-966-6338  
**Associate Director/Secondary Football Contact:** Brendan Flynn, flynnhu@bc.edu, 203-415-5381  
**Twitter:** @BCFootball; @BCEagles  
**Weekly Press Conference:** Monday at noon



### CLEMSON

**Web:** ClemsonTigers.com  
**Mailing:** PO Box 31, Clemson, SC 29633  
**Shipping:** 100 Perimeter Road/Jervey Athletic Center, Clemson, SC 29634  
**Office Phone:** 864-656-2114  
**Football Contact:** Ross Taylor, rt5@clemson.edu, 972-741-7778  
**Sr. Assoc. Director of Communications:** Brian Hennessy, bhennes@clemson.edu, 864-986-9046  
**Twitter:** @ClemsonTigers; @ClemsonFB  
**Weekly Press Conference:** Tuesday, 11 a.m. (Monday at 11 a.m. for Aug. 29 game)



### FLORIDA STATE

**Web:** seminoles.com  
**Mailing:** PO Box 2195, Tallahassee, FL 32316  
**Shipping:** 403 Stadium Drive West, D0107, Tallahassee, FL 32306  
**Office Phone:** 850-645-7683  
**Sr. Assoc. Communications Director:** Derek Satterfield, dsatterfield@fsu.edu, 850-228-7204  
**Secondary Football Contact:** Steven McCartney, smccartney@fsu.edu, 850-322-6711  
**Twitter:** @FSUFootball, @Seminoles  
**Weekly Press Conference:** Monday at noon



### LOUISVILLE

**Web:** GoCards.com  
**Mailing & Shipping:** 2100 S. Floyd Street, Louisville, KY 40208  
**Office Phone:** 502-852-6581  
**Sr. Associate AD/SID:** Kenny Klein, kenny@gocards.com (credentials)  
**Assistant SID/Football Contact:** Rocco Gasparro, rocco@gocards.com, 502-262-2258  
**Assistant SID/Secondary Football Contact:** Stephen Williams, stephen@GoCards.com, 502-544-0282  
**Twitter:** @UofLFootball; @GoCards  
**Weekly Press Conference:** Monday at noon



### NC STATE

**Web:** GoPack.com  
**Mailing:** Campus Box 8504, Raleigh, NC 27607  
**Shipping:** Murphy Football Center, 4600 Trinity Road, Raleigh, NC 27607  
**Office Phone:** 919-515-1181  
**Assistant Athletics Director:** Annabelle Myers, annabelle\_myers@ncsu.edu, 919-819-8302  
**Director of Athletics Digital Communications/Secondary Football:** Brian Reinhardt, brian\_reinhardt@ncsu.edu, 919-819-8317  
**Twitter:** @PackFootball  
**Weekly Press Conference:** Monday at noon



### SYRACUSE

**Web:** Cuse.com  
**Mailing & Shipping:** Manley Fieldhouse, 1301 East Colvin Street, Syracuse, NY 13244  
**Office Phone:** 315-443-2608  
**Executive Senior Associate AD/Chief Communications Officer:** Sue Edson, sedson@syr.edu (credentials)  
**Assistant Director/Football SID:** Mike Morrison, mdmorriss@syr.edu, 315-952-4809  
**Secondary FB Contact:** Tyler Cady, tpcady@syr.edu, 315-941-6569  
**Twitter:** @CuseFootball, @Cuse  
**Weekly Press Conference:** Monday at 11:30 a.m.



### WAKE FOREST

**Web:** GoDeacs.com  
**Mailing & Shipping:** 519 Deacon Blvd., Winston-Salem, N.C. 27105  
**Office Phone:** 336-758-5640  
**Associate AD/Athletic Communications:** Steve Shutt, shuttsj@wfu.edu, 336-970-7512  
**Assistant Director/Secondary Football Contact:**  
**Twitter:** @WakeFB; @DemonDeacons  
**Weekly Press Conference:** Tuesday at 11 a.m.



## COASTAL DIVISION

### DUKE

**Web:** GoDuke.com  
**Mailing:** Box 90557, Durham, NC 27708-0557  
**Shipping:** Scott Family Athletics Performance Center, Room 364, 110 Whitford Drive, Durham, NC 27708  
**Office Phone:** 919-684-2633  
**Senior Associate Director of Athletics/External Affairs:**  
 Art Chase, chasea@duke.edu  
**Cell:** 919-599-9820  
**Football Contact:** Kat Castner, kaitlyn.castner@duke.edu, 484-695-0670  
**Twitter:** @DukeFootball; @DukeAthletics  
**Weekly Press Conference:** Tuesday at 12:30 p.m.



### GEORGIA TECH

**Web:** ramblinwreck.com  
**Mailing & Shipping:** 150 Bobby Dodd Way NW, Atlanta, GA 30332  
**Office Phone:** 404-894-5445  
**Assistant AD for Communications/PR:** Mike Flynn, mflynn@athletics.gatech.edu, 828-964-6406  
**Assistant Director/Secondary Football Contact:** Andrew Clausen, aclausen@athletics.gatech.edu, 678-764-0867  
**Twitter:** @GeorgiaTechFB  
**Weekly Press Conference:** Tuesday at 11:30 a.m. (Sunday at 3:15 p.m. for Aug. 29 game)



### MIAMI

**Web:** HurricaneSports.com  
**Mailing & Shipping:** 5821 San Amaro Drive, Coral Gables, FL 33146  
**Office Phone:** 305-284-3244; Fax: 305-284-2807  
**Sr. Associate AD/Communications & Digital Strategy:** Carter Toole, carter.toole@miami.edu, 615-598-8540  
**Director/Football Contact:** Camron Ghorbi, c.ghorbi@miami.edu, 786-877-7329  
**Twitter:** @CanesFootball; @MiamiHurricanes  
**Weekly Press Conference:** Monday at 1 p.m.



### NORTH CAROLINA

**Web:** GoHeels.com  
**Mailing:** PO Box 2126, Chapel Hill, NC 27514  
**Shipping:** Smith Center/2nd floor, 300 Skipper Bowles Dr., Chapel Hill, NC 27514  
**Office Phone:** 919-962-2123  
**Associate Director/Football Contact:** Jeremy Sharpe, jsharpe7@unc.edu, 520-275-9895  
**Assistant Director/Secondary Football Contact:** Mark Kimmel, mkimmel@unc.edu, 919-619-3344  
**Twitter:** @TarHeelFootball; @GoHeels  
**Weekly Press Conference:** Monday at 11 a.m.



### PITT

**Web:** PittsburghPanthers.com  
**Mailing:** P.O. Box 7436, Pittsburgh, PA 15213-0436  
**Shipping:** Petersen Events Center, 3719 Terrace Street, Pittsburgh, Pa. 15261  
**Office Phone:** 412-648-8420  
**Executive Associate AD/Media Relations:** E.J. Borghetti, eborghetti@athletics.pitt.edu, 412-491-5110  
**Assistant Director/Secondary Football Contact:** R.J. Sepich, rsepich@athletics.pitt.edu, 412-452-1992  
**Twitter:** @Pitt\_FB; @Pitt\_ATHLETICS  
**Weekly Press Conference:** Monday at noon



### VIRGINIA

**Web:** VirginiaSports.com  
**Mailing:** PO Box 400853, Charlottesville, VA 22904-4853  
**Shipping:** 295 Massie Road, Charlottesville, VA 22903  
**Office Phone:** 434-982-5500  
**Assistant AD:** Jim Daves, jimdaves@virginia.edu, 434-962-7668  
**Assistant Director/Primary Football Contact:** Vince Briedis, briedis@virginia.edu, 434-326-3792  
**Twitter:** @UVAFootball; @VirginiaSports  
**Weekly Press Conference:** Monday at noon



### VIRGINIA TECH

**Web:** HokieSports.com  
**Mailing & Shipping:** 401 Cassell Coliseum - 675 Washington Street SW - Blacksburg, VA 24061  
**Office Phone:** 540-213-9965  
**Associate Athletics Director:** Pete Moris, Morisvt@vt.edu, 816-213-5411  
**Associate Director/Secondary Contact:** Peter Long, lpeter@vt.edu, 732-814-5436  
**Twitter:** @HokiesFB  
**Weekly Press Conference:** Monday at 11:45 a.m.





## ACC COMMUNICATIONS STAFF

4512 Weybridge Lane • Greensboro, NC 27407

Kevin Best ..... Sr. Associate Commissioner/Communications  
kbest@theacc.org ..... 919-619-7020 (cell)

Andy Fledgerjohn ..... Assistant Commissioner  
afledger@theacc.org ..... 434-906-0075 (cell)

Steve Phillips ..... Editorial & Content Manager  
sphillips@theacc.org ..... 336-369-1004

Justin Wilson ..... Director  
jwilson@theacc.org ..... 336-369-3713

Tyler Beck ..... Assistant Director  
tbeck@theacc.org ..... 336-369-3744

## THEACC.COM

The Atlantic Coast Conference's official website – theACC.com – is the source for complete conference football information. The media section of the website (theACC.com/media) offers additional information for use by members of the media, including access to ACC PhotoShelter, the home for conference and school logos, head shots of players and coaches from select sports and images from ACC events and championships.

## ACCESSING ACC MEDIA PORTAL & DIGITAL LICENSE

**ACC Media Portal (Highlights & Press Conferences):** The ACC and XOS Digital have partnered to provide individual highlight packages from all ACC-controlled regular season football and men's basketball games to approved TV news affiliates for the 2019-20 seasons. Upon the conclusion of each game, highlights will be available for local TV news affiliates to download and use in televised news programming at no cost. Outlets may access the highlights, along with any weekly head coach press conferences, through the ACC Media Portal. This portal replaces the ACC Video Clip Service (AVCS). The use of ACC game highlights provided through the ACC Media Portal remain subject to those restrictions outlined in the ACC News Access Guidelines. Interested affiliates should email [licensing@xosdigital.com](mailto:licensing@xosdigital.com) to register for the ACC Media Portal and for additional information. Approved affiliates will receive a confirmation email along with credentials to access the ACC Media Portal.


**ACC Digital License:** Per the ACC News Access Guidelines, game footage (station shot or broadcast) may not be distributed through digital platforms without a license. The ACC and XOS Digital now offer a turnkey digital highlight license specifically designed for local TV affiliates. This license will cover the use of ACC game footage across official station websites, apps, and social media platforms. Distribution of in-game highlights on any platform during the broadcast window is strictly prohibited, regardless of a digital license. Interested affiliates should email [licensing@xosdigital.com](mailto:licensing@xosdigital.com) to receive more information or to purchase a digital license.

**ACC Digital Content:** Agencies with interest in accessing or licensing ACC digital content beyond what is provided for in the ACC News Access Guidelines and as set forth in the preceding paragraphs should contact Chad Swofford, VP, General Manager of ACC Digital at Raycom Sports, at [cswofford@raycomsports.com](mailto:cswofford@raycomsports.com).

**collegepressbox.com**  
SINCE 2005 EVERYTHING BUT THE PRE-GAME MEAL

## COLLEGEPRESSBOX.COM

Now in its 15th season, collegepressbox.com is the official media website of Division I football. Access is provided to approved members of the media as well as a variety of working professionals in the college football industry, including coaches, scouts, analysts and more. In order to be provided with the full range of content, you must register and be approved for access, a process that takes just a few minutes.



In its ninth year in Charlotte, the ACC Football Championship Game will be played at Bank of America Stadium on Saturday, December 7.

## 2019 ACC CHAMPIONSHIP GAME WEEK SCHEDULE

### Sunday, December 1

Coaches Media Teleconference, 4 p.m.

### Monday, December 2

Players Media Teleconference, 11:30 a.m.

### Friday, December 6

Championship Game Press Conference, 1 p.m. (Bank of America Stadium)

### Saturday, December 7

ACC Football Championship Game (Kickoff, 7:30 p.m., ABC)



## ACC FOOTBALL CHAMPIONSHIP HEADQUARTERS - CHARLOTTE MARRIOTT CITY CENTER

The Charlotte Marriott City Center will serve as both the ACC Championship Game headquarters and the media headquarters for the ACC's 15th Annual Football Championship Game. A media workroom and hospitality room with complimentary internet wireless connections will be available on Friday and Saturday. The Charlotte Marriott City Center is located at 100 W Trade St, Charlotte, NC 28202, (704) 333-9000.

## IMPORTANT DATES FOR COVERING ACC FOOTBALL

### Tuesday, September 3

- First ACC Player of the Week Awards announced at 1 p.m. Thereafter, weekly honors will be announced each Monday at 1 p.m. throughout the year.

### Monday, November 4

- ACC Football Championship Game credential application website opens.

### Sunday, December 1

- Jacobs Blocking Trophy announced, 1 p.m.
- ACC Football Championship Game participating coaches teleconference, 4-5 p.m.
- All-ACC Football Team voting ends at 5 p.m.

### Monday, December 2

- ACC Football Championship Game participating student-athletes teleconference, 11:30 a.m.-12:30 p.m. (times subject to change)
- All-ACC Football Team announced, 3 p.m.
- Deadline for media credential applications to ACC Football Championship Game, 5 p.m.

### Tuesday, December 3

- ACC Coach, Offensive, Defensive and Overall Rookie of the Year announced, 1 p.m.

### Wednesday, December 4

- ACC Offensive, Defensive and Overall Player of the Year Announced, 1 p.m.

### Thursday, December 5

- Jim Tatum Award (Top Football Scholar-Athlete) and Brian Piccolo Award, (Most Courageous Football Student-Athlete) announced, 11 a.m.

### Friday, December 6

- ACC Football Championship Game Press Conference (Both participating coaches), 1 p.m., Bank of America Stadium
- ACC Night of Legends

### Saturday, December 7

- 2019 ACC Football Championship Game, Bank of America Stadium, Charlotte, N.C., 7:30 p.m., ABC

### Sunday, December 8

- Selection Sunday – College Football Playoff and ACC Bowl Teams announced

### December 18, 2019 & February 5, 2020

- National Football Signing Days

## COLLEGE FOOTBALL PLAYOFF RANKINGS

Each fall, the College Football Playoff Selection Committee meets in person to produce interim rankings before Selection Day. During each meeting, the selection committee ranks 25 teams.

The dates for the fall of 2019 are as follows:

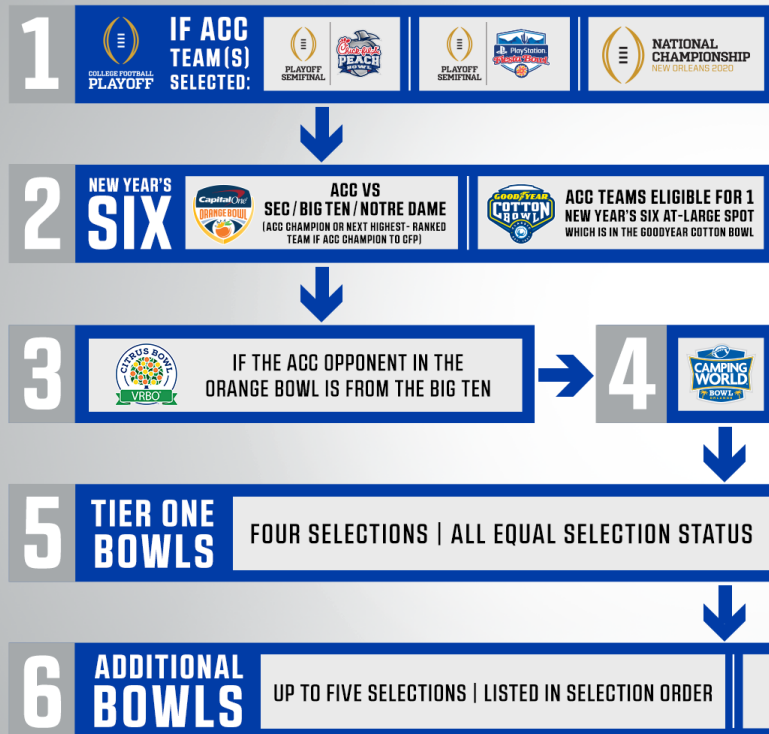
Tuesday, Nov. 5  
Tuesday, Nov. 12  
Tuesday, Nov. 19  
Tuesday, Nov. 26  
Tuesday, Dec. 3  
Sunday, Dec. 8 (selection day and playoff semifinal teams announced)

## 2020 ACC KICKOFF - THE WESTIN CHARLOTTE

Wednesday, July 22 (Coastal Division Coaches & Student-Athletes); Thursday, July 23 (Atlantic Division Coaches & Student-Athletes)

## 2019-20 ACC BOWL SELECTION PROCESS

THEACC.COM/BOWLS | @ACCFootball | #ACCFootball



### ACC AFFILIATED BOWL GAMES

Mon., Dec 23	Bad Boy Mowers Gasparilla Bowl	AAC/C-USA/ACC	Tampa, Fla.	2:30 p.m.	ESPN
Thurs., Dec 26	Walk-On's Independence Bowl	ACC/SEC	Shreveport, La.	4 p.m.	ESPN
	Quick Lane Bowl	ACC/Big Ten	Detroit, Mich.	8 p.m.	ESPN
Fri., Dec 27	Military Bowl Presented by Northrop Grumman	ACC/AAC	Annapolis, Md.	Noon	ESPN
	New Era Pinstripe Bowl	ACC/Big Ten	Bronx, N.Y.	3:20 p.m.	ESPN
Sat., Dec 28	Camping World Bowl	ACC/Big 12	Orlando, Fla.	Noon	ABC
	Goodyear Cotton Bowl Classic	At-large/At-large	Arlington, Texas	Noon	ESPN
	Chick-fil-A Peach Bowl	At-large/At-large	Atlanta, Ga.	4 or 8 p.m.	ESPN
	PlayStation Fiesta Bowl	At-large/At-large	Glendale, Ariz.	4 or 8 p.m.	ESPN
Mon., Dec 30	Franklin American Music City Bowl	ACC/SEC or Big Ten	Nashville, Tenn.	4 p.m.	ESPN
	Capital One Orange Bowl	ACC/SEC, Big Ten or Notre Dame	Miami Gardens, Fla.	8 pm.	ESPN
Tues., Dec 31	Belk Bowl	ACC/SEC	Charlotte, N.C.	Noon	ESPN
	Tony the Tiger Sun Bowl	ACC/Pac-12	El Paso, Texas	2 p.m.	CBS
Wed., Jan 1	VRBO Citrus Bowl	SEC/ACC or Big Ten	Orlando, Fla.	1 p.m.	ABC
Thurs., Jan 2	Tax Slayer Gator Bowl	ACC/Big Ten/SEC	Jacksonville, Fla.	7 p.m.	ESPN
	Birmingham Bowl	SEC/AAC/ACC	Birmingham, Ala.	3 p.m.	ESPN
Mon., Jan 13	CFP National Championship	At-large/At-large	New Orleans, La.	8 p.m.	ESPN

### ACC BOWL SELECTION PROCESS

#### College Football Playoff (four teams)

The Chick-fil-A Peach Bowl and PlayStation Fiesta Bowl are national semifinal sites for the 2019 season. There is no limit on how many teams from one conference can appear in the CFP.

#### ACC Champion - Top Four CFP Ranking

If the ACC Champion is in the top four of the final CFP rankings, it will play in one of the national semifinal games.

#### ACC Champion - Not in Top Four CFP Ranking

If the ACC Champion is not in the top four of the final CFP rankings, it will appear in the Capital One Orange Bowl against the highest ranked available team from the Big Ten, SEC or Notre Dame following team selection by the Rose (Big Ten) and Sugar (SEC) Bowls.



HOME OF THE ACC

#### Capital One Orange Bowl

The Capital One Orange Bowl will host the ACC Champion (or highest ranked ACC team not ranked in the top four against the highest ranked available team from the Big Ten, SEC or Notre Dame following team selection by the Rose (Big Ten) and Sugar (SEC) bowls.

#### VRBO Citrus Bowl/Camping World Bowl

If the ACC opponent in the Capital One Orange Bowl is from the Big Ten, then an ACC team will be selected for the VRBO Citrus Bowl. The Camping World Bowl has the first pick of an ACC team after the CFP, New Year's Six Bowls and Citrus Bowl are filled.

#### Tier One Bowls (all equal selection status)

Belk Bowl  
Franklin American Mortgage Music City Bowl or  
TaxSlayer Gator Bowl  
New Era Pinstripe Bowl  
Tony the Tiger Sun Bowl

#### Additional Bowls

Military Bowl Presented by Northrop Grumman  
Walk-On's Independence Bowl  
Quick Lane Bowl

#### Secondary\*

Bad Boy Mowers Gasparilla Bowl  
Birmingham Bowl

\*If not filled by other conferences and additional ACC teams are available.



**Friday, September 27**  
**Duke (2-1, 0-0 ACC)**  
**at Virginia Tech (2-1, 0-1 ACC)**  
**7 p.m.; ESPN**  
**Virginia Tech leads series, 17-9**  
**Last meeting: VT, 31-14 (2018)**

#### Head Coaches:

**Duke** - David Cutcliffe (69-73 in 12th season at Duke; 113-102 in 18th season overall)

**Virginia Tech** - Justin Fuente (27-16 in fourth season at Virginia Tech; 53-39 in eighth season overall)

**Notes:** Friday night's Coastal Division battle is one of four ACC games on this weekend's schedule • The Hokies have won the three most recent series meetings against Duke, including 31-14 last season in Durham • QB Ryan Willis threw for 332 yards and a career-best three touchdowns in his first start for the Hokies to lead the visitors past the No. 22 Blue Devils • Virginia Tech holds a 4-2 edge in the last six meetings between the teams • The pair of wins by the Blue Devils during that time are their only ones in ACC play versus the Hokies, who hold a 13-2 lead in league games • Virginia Tech is 8-2 versus the Blue Devils in Blacksburg, with Duke's wins coming by a combined five points (13-10 in 2013 and 45-43 in overtime in 2015) • The series, first played in 1937, includes neutral-site games in the North Carolina cities of Greensboro and Winston-Salem, as well as the Virginia cities of Roanoke and Norfolk.



**Saturday, September 28**  
**Holy Cross (1-2, 0-0 Patriot)**  
**at Syracuse (2-2, 0-1 ACC)**  
**Noon; ACC Network**  
**Syracuse leads series, 23-5**  
**Last meeting: SU, 5-3 (1973)**

#### Head Coaches:

**Syracuse** - Dino Babers (20-21 in fourth season at Syracuse; 57-37 in eighth season overall)

**Holy Cross** - Bob Chesney (6-8 in second season at Holy Cross; 73-33 in 10th season overall)

**Notes:** Syracuse is set for its 29th game against the Crusaders, but the first since the Orange's win by an improbable score of 5-3 in 1973 at Holy Cross • That victory, coming on November 10, was the Orange's first after eight consecutive losses to open the year • Syracuse has won 12 straight in the series since the Crusaders posted back-to-back one-point wins in 1957 and 1958 • Saturday will mark Holy Cross' first game in the Carrier Dome but its 15th road game at Syracuse • The teams first met in 1905 but played most frequently in the 1940s through the 1960s, including 22 of 23 seasons from 1946-68 • Syracuse is the second ACC football program to resume football contact with the Crusaders in recent seasons • Boston College faced Holy Cross for the first time in 32 years in 2018 (winning 62-14) and is scheduled to play host to the Crusaders again in 2020 and 2023.



**Saturday, September 28**  
**#1/1 Clemson (4-0, 2-0 ACC)**  
**at North Carolina (2-2, 0-0 ACC)**  
**3:30 p.m.; TBA**  
**Clemson leads series, 37-19-1**  
**Last meeting: CU, 45-37 (2015)**

#### Head Coaches:

**Clemson** - Dabo Swinney (120-30 in 12th season at Clemson and overall)

**North Carolina** - Mack Brown (71-48-1 in 11th season at North Carolina; 246-124-1 in 31st season overall)

**Notes:** Clemson and North Carolina will meet for the first time since the 2015 ACC Football Championship Game in Charlotte, where QB Deshaun Watson threw for three touchdowns and ran for two more in leading the top-ranked and unbeaten Tigers to a 45-37 win that secured the top spot in the College Football Playoff • The win was Clemson's third straight in the series versus UNC – all high-scoring affairs in which the two teams averaged a combined 88 points • UNC's last win against Clemson came in the Tigers' most recent trip to Chapel Hill in 2010, when RB Johnny White rushed for two touchdowns and gained 179 total yards to lead the Tar Heels' 21-16 victory • Current UNC head coach Mack Brown was 3-7 versus the Tigers during his first stint with the Tar Heels from 1988 through 1997, though UNC did win the final two meetings under his watch (45-0 at home in 1996 and 17-10 at Death Valley in 1997).



**Saturday, September 28**  
**Wake Forest (4-0, 0-0 ACC)**  
**at Boston College (3-1, 1-0 ACC)**  
**3:30 p.m.; ACC Network**  
**BC leads series, 14-10-2**  
**Last meeting: BC, 41-34 (2018)**

#### Head Coaches:

**Wake Forest** - Dave Clawson (32-35 in sixth season at Wake Forest; 122-115 in 20th season overall)

**Boston College** - Steve Addazio (41-39 in seventh season at BC; 54-50 in ninth season overall)

**Notes:** ACC Atlantic Division rivals meet in Chestnut Hill, continuing a series that was first played in 1941 • Wake Forest was a frequent visitor to Boston in the mid-20th century, playing two games at Fenway Park and six games at old Braves Field between 1942 through 1953 • Boston College holds a 9-5 edge in ACC games • The three meetings from 2014-16 were decided by a total of 12 points before Wake Forest broke through for a 34-10 win in 2017 • Things were close again last season in Winston-Salem, with BC winning by a touchdown in a game that was moved up two hours from its scheduled starting time to late Thursday afternoon due to the threat of Hurricane Florence • QB Anthony Brown threw a career-high five touchdown passes and RB AJ Dillon rushed for 185 yards to key the Eagles • BC is 5-4 all-time versus the Demon Deacons in Chestnut Hill.



**Saturday, September 28**  
**Delaware (3-1, 1-0 CAA)**  
**at Pitt (2-2, 0-1 ACC)**  
**12:30 p.m.; RSN**  
**Pitt leads series, 1-0**  
**Last meeting: Pitt, 62-0 (2014)**

#### Head Coaches:

**Pitt** - Pat Narduzzi (30-26 in fifth season at Pitt and overall)

**Delaware** - Danny Rocco (17-10 in third season at Delaware; 107-52 in 14th season overall)

**Notes:** Pitt closes out its non-conference schedule with its second-ever meeting versus Delaware • The teams first met in the 2014 season opener, when RB James Conner rushed for 153 yards and four first-half touchdowns to lead the Panthers to a 62-0 victory at Heinz Field • The 2014 Pitt game began a run of six road games versus ACC opponents in seven seasons for the Blue Hens (North Carolina in 2015, Wake Forest in 2016, Virginia Tech in 2017 and NC State in 2020) in addition to the Panthers this year • The Blue Hens were originally scheduled as Pitt's 2019 season-opening opponent, but the game was moved to this weekend top accommodate the ACC Network conference game between the Panthers and Virginia on Aug. 31 • Following Saturday's game, Pitt faces two straight ACC contests on the road • Pitt will visit Duke on Oct. 5 and (following an open date) Syracuse on Friday, Oct. 18.



**Saturday, September 28**  
**Georgia Tech (1-2, 0-1 ACC)**  
**at Temple (2-1, 0-0 AAC)**  
**3:30 p.m.; RSN**  
**First meeting**

#### Head Coaches:

**Georgia Tech** - Geoff Collins (1-2 in first season at Georgia Tech; 16-12 in third season overall)

**Temple** - Rod Carey (2-1 in first season at Temple; 54-31 in seventh season overall)

**Notes:** Georgia Tech head coach Geoff Collins returns to a familiar setting to face his former employer as the Yellow Jackets travel to Temple • Collins took the reins in Atlanta last December after guiding the Owls to a 15-10 record in two seasons as head coach • Collins led the Owls to a win in the 2017 Bad Boy Mowers Gasparilla Bowl and coached the team to an 8-4 regular-season record last season before leaving for Georgia Tech • This year's first meeting between the programs launches an extended home-and-home series, with Temple set to visit Georgia Tech in 2025 • Temple's first-year head coach is Rod Carey, who averaged close to nine wins per season in six seasons at Northern Illinois before making the move to Philadelphia • Carey took over as head coach at Northern Illinois at the end of the 2012 season, after Dave Doeren left the Huskies for NC State.





**Saturday, September 28**  
**#18/18 Virginia (4-0, 2-0 ACC)**  
**at #10/10 Notre Dame (2-1)**  
**3:30 p.m.; NBC**  
**Notre Dame leads series, 2-0**  
**Last meeting: UND, 34-27 (2015)**

#### Head Coaches:

**Virginia** - Bronco Mendenhall (20-22 in fourth season at Virginia; 118-66 in 15th season overall)

**Notre Dame** - Brian Kelly (62-36 in 11th season at Notre Dame; 233-93-2 in 30th season overall)

**Notes:** Virginia makes its first-ever trip to Notre Dame on Saturday for the third all-time meeting against the Fighting Irish • The teams last met in September of 2015 at the Cavaliers' Scott Stadium, where the Fighting Irish stunned the Cavaliers on QB DeShone Kizer's 39-yard strike to WR Will Fuller for the game-winning touchdown with 12 seconds remaining on the clock • The 2015 game was the first meeting between the programs since Notre Dame's 36-13 win before a Giants Stadium college game record crowd of 77,323 in the 1989 Kickoff Classic • This Saturday's game is the second of the five games versus ACC teams on Notre Dame's 2019 schedule • The Fighting Irish turned back Louisville 35-17 in the season opener on Sept. 2 • Notre Dame will play host to Virginia Tech on Nov. 2, travel to Duke on Nov. 9 and welcome Boston College to South Bend on Nov. 23 • The Irish have a return trip to Virginia slated for Nov. 13, 2021.



**Saturday, September 28**  
**NC State (3-1, 0-0 ACC)**  
**at Florida State (2-2, 1-1 ACC)**  
**7:30 p.m.; ACC Network**  
**FSU leads series, 26-13**  
**Last meeting: NCSU, 47-28 (2018)**

#### Head Coaches:

**NC State** - Dave Doeren (46-35 in seventh season at NC State; 69-39 in ninth season overall)

**Florida State** - Willie Taggart (7-9 in second season at FSU; 54-59 in 10th season overall)

**Notes:** NC State seeks its third consecutive win over Florida State as it heads to Tallahassee for its ACC opener • The Seminoles look to re-establish control of a series in which they have won 15 of 20 home meetings despite stumbling 27-21 two years ago • The Wolfpack won 47-28 last season in Raleigh behind freshman RB Ricky Person Jr.'s three touchdowns • NC State's road win over No. 12 FSU in 2017 snapped a four-game series losing streak and marked the Wolfpack's first road win over a ranked team since 2008 • Florida State leads 18-9 in ACC games between the programs since joining the conference in 1992 • The schools met 12 times prior to that (six times from 1952 through 1957, and another half-dozen times from 1963 through 1969) • Both the Wolfpack and Seminoles are among ACC teams with open dates the weekend of Oct. 5.



## INDIVIDUAL LEADERS

## RUSHING (YPG)

<b>National Leader: Chuba Hubbard, Oklahoma State</b> .....	<b>160.5</b>
7. Cam Akers, Florida State .....	124.8
14. AJ Dillon, Boston College .....	117.0
23. Travis Etienne, Clemson .....	98.8

## RUSHING (TOTAL)

<b>National Leader: Chuba Hubbard, Oklahoma State</b> .....	<b>642</b>
4. Cam Akers, Florida State .....	499
6. AJ Dillon, Boston College .....	468
15. Travis Etienne, Clemson .....	395
19. Javian Hawkins, Louisville .....	390

## RUSHING TDs

<b>National Leader: Chuba Hubbard, Oklahoma State</b> .....	<b>9</b>
6. AJ Dillon, Boston College .....	6
6. Cam Akers, Florida State .....	6
12. DeeJay Dallas, Miami .....	5
12. Wayne Taulapapa, Virginia .....	5

## PASSING (YPG)

<b>National Leader: Anthony Gordon, Washington State</b> .....	<b>473.5</b>
10. Jamie Newman, Wake Forest .....	319.5
25. Kenny Pickett, Pittsburgh .....	275.5

## PASSING (TOTAL)

<b>National Leader: Anthony Gordon, Washington State</b> .....	<b>1,894</b>
6. Jamie Newman, Wake Forest .....	1,278
16. Kenny Pickett, Pittsburgh .....	1,102

## COMPLETION PERCENTAGE

<b>National Leader: Joe Burrow, LSU</b> .....	<b>0.806</b>
15. Jarren Williams, Miami .....	0.726
16. Quentin Harris, Duke .....	0.725
22. Jamie Newman, Wake Forest .....	0.711

## RECEIVING YARDS (TOTAL)

<b>National Leader: Antonio Gandy-Golden, Liberty</b> .....	<b>544</b>
2. Sage Surratt, Wake Forest .....	484
17. Tee Higgins, Clemson .....	376
17. Scotty Washington, Wake Forest .....	376

## TOTAL OFFENSE (YPG)

<b>National Leader: Anthony Gordon, Washington State</b> .....	<b>483.5</b>
5. Jamie Newman, Wake Forest .....	359.5

## ALL PURPOSE (YPG)

<b>National Leader: Marvin Kinsey, Jr., Colorado St.</b> .....	<b>180.25</b>
5. Cam Akers, Florida State .....	149.00
14. Sage Surratt, Wake Forest .....	140.00
19. Joe Reed, Virginia .....	134.75
20. AJ Dillon, Boston College .....	134.25

## SACKS (PER GAME)

<b>National Leader: Oluwale Betiku Jr., Illinois &amp; Chase Young, Ohio State</b> ....	<b>1.75</b>
4. Jaylen Twyman, Pitt .....	1.38
6. Jordan Mack, Virginia .....	1.25
16. Carlos Basham, Jr., Wake Forest .....	1.13

## TOTAL INTERCEPTIONS

<b>National Leader: Six players tied</b> .....	<b>3</b>
<b>1. Myles Wolfolk, North Carolina</b> .....	<b>3</b>
7. Tanner Muse, Clemson .....	2
7. Chris Ingram, NC State .....	2
7. Andre Cisco, Syracuse .....	2

## KICKOFF RETURN TDs

<b>National Leader: Jaylond Adams, Southern Miss.</b> .....	<b>2</b>
2. Joe Reed, Virginia .....	1

## PUNT RETURN TDs

<b>National Leader: 21 players tied</b> .....	<b>1</b>
<b>1. Thayer Thomas, NC State</b> .....	<b>1</b>
<b>1. Wendell Davis, Pitt</b> .....	<b>1</b>

## TEAM LEADERS

## RUSHING OFFENSE (YPG)

<b>National Leader: Navy</b> .....	<b>371.5</b>
20. Boston College .....	252.0
21. Clemson .....	247.0

## PASSING OFFENSE (YPG)

<b>National Leader: Washington State</b> .....	<b>499.5</b>
15. Wake Forest .....	330.0
21. Florida State .....	306.3

## TOTAL OFFENSE (YPG)

<b>National Leader: Oklahoma</b> .....	<b>676.7</b>
11. Wake Forest .....	533.8
15. Clemson .....	524.8

## SCORING OFFENSE (PPG)

<b>National Leader: LSU</b> .....	<b>57.8</b>
19. Clemson .....	42.3

## RUSHING DEFENSE (YPG)

<b>National Leader: Wisconsin</b> .....	<b>27.0</b>
6. Miami .....	59.8
12. Virginia .....	75.0
14. NC State .....	76.5
24. Clemson .....	94.5

## PASSING YARDS ALLOWED (PER GAME)

<b>National Leader: Memphis</b> .....	<b>110.0</b>
6. Georgia Tech .....	140.0
13. Clemson .....	152.0
15. Virginia Tech .....	155.0

## TOTAL DEFENSE (YPG)

<b>National Leader: Wisconsin</b> .....	<b>171.3</b>
7. Clemson .....	246.5
14. Virginia .....	263.8
15. Miami .....	269.5

## SCORING DEFENSE (PPG)

<b>National Leader: Wisconsin</b> .....	<b>4.7</b>
4. Clemson .....	10.0
24. Miami .....	16.0

## TIME OF POSSESSION

<b>National Leader: Wisconsin</b> .....	<b>38:31</b>
14. Virginia .....	33:51
17. Miami .....	33:36

## TURNOVER MARGIN

<b>National Leader: Boston College</b> .....	<b>2.25</b>
10. Miami .....	1.50
24. Florida State .....	0.75
24. Syracuse .....	0.75

## PASSES INTERCEPTED

<b>National Leader: Arizona</b> .....	<b>8</b>
2. Boston College .....	7
5. Syracuse .....	6
12. Clemson .....	5

## FUMBLES RECOVERED

<b>National Leader: Four teams tied</b> .....	<b>7</b>
8. Miami .....	5
8. Syracuse .....	5
17. Florida State .....	4

## TEAM SACKS (PER GAME)

<b>National Leader: Florida &amp; Virginia</b> .....	<b>5.00</b>
4. Pitt .....	4.50
8. Clemson .....	4.00
9. Florida State .....	3.75
17. Virginia Tech .....	3.33
18. Wake Forest .....	3.25

## BOSTON COLLEGE (3-1, 1-0 ACC)

Opponent	Score	Total	Rush	Pass	Pen	Rushing Number-Yards	Passing Comp-Att-Int	Yards	Total Offense Plays-Yards	Return Yards	Turnovers
VIRGINIA TECH	35-28	18/29	10/11	8/17	0/1	48-157/42-98	15-27-1/29-47-3	275/344	75-432/89-442	78/72	1/5
RICHMOND	45-13	24/20	17/12	6/7	1/1	50-346/44-215	9-16-0/19-26-2	172/149	66-518/70-364	28/29	0/2
KANSAS	24-48	26/23	12/13	11/9	3/1	47-228/45-329	21-41-0/20-27-1	219/238	88-447/72-567	220/96	0/1
Rutgers	30-16	27/14	16/2	10/11	1/1	61-277/26-76	13-26-0/23-34-1	159/304	87-436/60-380	24/65	0/2
<b>Totals</b>	<b>134-105</b>	<b>95/86</b>	<b>55/38</b>	<b>35/44</b>	<b>5/4</b>	<b>206-1008/157-718</b>	<b>58-110-1/91-134-7</b>	<b>825/1035</b>	<b>316-1833/291-1753</b>	<b>350/262</b>	<b>1/10</b>

## CLEMSON (4-0, 2-0 ACC)

Opponent	Score	Total	Rush	Pass	Pen	Rushing Number-Yards	Passing Comp-Att-Int	Yards	Total Offense Plays-Yards	Return Yards	Turnovers
GEORGIA TECH	52-14	29/13	20/8	9/5	0/0	49-411/45-157	18-30-2/7-18-2	221/137	79-632/63-294	85/79	3/4
TEXAS A&M	24-10	26/18	11/6	11/11	4/1	33-121/27-53	24-35-1/24-42-1	268/236	68-389/69-289	26/0	1/2
Syracuse	41-6	24/10	7/3	13/5	4/2	29-221/42-15	23-42-2/15-29-1	391/172	71-612/71-187	28/75	2/1
CHARLOTTE	52-10	27/11	15/8	8/1	4/2	39-235/39-153	17-25-1/8-19-1	231/63	64-466/58-216	100/10	2/1
<b>Totals</b>	<b>169-40</b>	<b>106/52</b>	<b>53/25</b>	<b>41/22</b>	<b>12/5</b>	<b>150-988/153-378</b>	<b>82-132-6/54-108-5</b>	<b>1111/608</b>	<b>282-2099/261-986</b>	<b>239/164</b>	<b>8/8</b>

## DUKE (2-1, 0-0 ACC)

Opponent	Score	Total	Rush	Pass	Pen	Rushing Number-Yards	Passing Comp-Att-Int	Yards	Total Offense Plays-Yards	Return Yards	Turnovers
Alabama	3-42	11/30	4/14	4/15	3/1	32-107/42-145	12-22-2/30-36-0	97/367	54-204/78-512	3/22	3/1
NORTH CAROLINA A&T	45-13	31/10	11/5	19/3	1/2	46-210/29-138	31-44-1/8-25-0	364/111	90-574/54-249	112/47	2/2
Middle Tennessee	41-18	26/19	14/6	12/11	0/2	45-226/32-138	24-27-0/19-27-0	237/201	72-463/59-339	90/30	0/0
<b>Totals</b>	<b>89-73</b>	<b>68/59</b>	<b>29/25</b>	<b>35/29</b>	<b>4/5</b>	<b>123-543/103-421</b>	<b>67-93-3/57-88-0</b>	<b>698/679</b>	<b>216-1241/191-1100</b>	<b>205/99</b>	<b>5/3</b>

## FLORIDA STATE (2-2, 1-1 ACC)

Opponent	Score	Total	Rush	Pass	Pen	Rushing Number-Yards	Passing Comp-Att-Int	Yards	Total Offense Plays-Yards	Return Yards	Turnovers
BOISE STATE	31-36	19/38	7/15	12/22	0/1	28-99/57-214	23-34-0/30-51-1	327/407	62-426/108-621	63/33	2/3
ULM	45-44	30/26	19/7	9/15	2/4	50-219/41-178	30-40-2/23-38-0	282/241	90-501/79-419	167/102	3/1
Virginia	24-31	21/27	6/8	10/14	5/5	29-95/32-120	22-37-0/30-40-2	234/295	66-329/72-415	0/35	0/2
LOUISVILLE	35-24	26/18	8/8	16/8	2/2	41-140/47-124	26-34-0/16-28-1	382/286	75-522/75-410	35/47	0/2
<b>Totals</b>	<b>135-135</b>	<b>96/109</b>	<b>40/38</b>	<b>47/59</b>	<b>9/12</b>	<b>148-553/177-636</b>	<b>101-145-2/99-157-4</b>	<b>1225/1229</b>	<b>293-1778/334-1865</b>	<b>265/217</b>	<b>5/8</b>

## GEORGIA TECH (1-2, 0-1 ACC)

Opponent	Score	Total	Rush	Pass	Pen	Rushing Number-Yards	Passing Comp-Att-Int	Yards	Total Offense Plays-Yards	Return Yards	Turnovers
Clemson	14-52	13/29	8/20	5/9	0/0	45-157/49-411	7-18-2/18-30-2	137/221	63-294/79-632	79/85	4/3
USF	14-10	21/11	13/4	2/6	6/1	49-181/30-93	14-21-1/16-25-0	76/169	70-257/55-262	60/57	2/2
THE CITADEL	24-27	14/25	10/21	4/1	0/3	33-183/71-320	7-13-0/1-4-1	118/30	46-301/75-350	165/1	0/1
<b>Totals</b>	<b>52-89</b>	<b>48/65</b>	<b>31/45</b>	<b>11/16</b>	<b>6/4</b>	<b>127-521/150-824</b>	<b>28-52-3/35-59-3</b>	<b>331/420</b>	<b>179-852/209-1244</b>	<b>304/143</b>	<b>6/6</b>

## LOUISVILLE (2-2, 0-1 ACC)

Opponent	Score	Total	Rush	Pass	Pen	Rushing Number-Yards	Passing Comp-Att-Int	Yards	Total Offense Plays-Yards	Return Yards	Turnovers
Notre Dame	17-35	21/18	14/9	6/9	1/0	47-249/42-230	12-28-0/14-23-0	134/193	75-383/65-423	59/16	3/1
Eastern Kentucky	42-0	23/10	12/6	9/4	2/0	38-322/43-102	13-21-1/9-15-0	220/42	59-542/58-144	37/156	1/0
Western Kentucky	38-21	21/14	13/3	6/8	2/3	51-210/23-43	10-16-0/25-47-0	205/245	67-415/70-288	79/109	1/2
Florida State	24-35	18/26	8/8	8/16	2/2	47-124/41-140	16-28-1/26-34-0	286/382	75-410/75-522	47/35	2/0
<b>Totals</b>	<b>121-91</b>	<b>83/68</b>	<b>47/26</b>	<b>29/37</b>	<b>7/5</b>	<b>183-905/149-515</b>	<b>51-93-2/74-119-0</b>	<b>845/862</b>	<b>276-1750/268-1377</b>	<b>222/316</b>	<b>7/3</b>

## MIAMI (2-2, 0-1 ACC)

Opponent	Score	Total	Rush	Pass	Pen	Rushing Number-Yards	Passing Comp-Att-Int	Yards	Total Offense Plays-Yards	Return Yards	Turnovers
Florida	20-24	20/17	4/4	11/11	5/2	36-87/28-50	19-30-0/17-27-2	214/254	66-301/55-304	72/63	1/4
North Carolina	25-28	27/22	10/8	17/11	0/3	37-179/36-97	30-39-0/17-25-0	309/292	76-488/61-389	15/0	0/0
BETHUNE-COOKMAN	63-0	26/4	10/1	15/3	1/0	37-257/25-61	26-34-0/11-23-0	333/76	71-590/48-137	41/103	0/1
CENTRAL MICHIGAN	17-12	16/21	5/2	9/12	2/7	34-51/27-31	17-24-0/23-51-1	250/217	58-301/78-248	37/86	1/3
<b>Totals</b>	<b>125-64</b>	<b>89/64</b>	<b>29/15</b>	<b>52/37</b>	<b>8/12</b>	<b>144-574/116-239</b>	<b>92-127-0/68-126-3</b>	<b>1106/839</b>	<b>271-1680/242-1078</b>	<b>165/252</b>	<b>2/8</b>

## NORTH CAROLINA (2-2, 1-0 ACC)

Opponent	Score	Total	Rush	Pass	Pen	Rushing Number-Yards	Passing Comp-Att-Int	Yards	Total Offense Plays-Yards	Return Yards	Turnovers
South Carolina	24-20	24/15	11/6	12/6	1/3	52-238/31-128	15-24-0/16-30-2	245/142	76-483/61-270	61/166	1/2
MIAMI	28-25	22/27	8/10	11/17	3/0	36-97/37-179	17-25-0/30-39-0	292/309	61-389/76-488	0/15	0/0
Wake Forest	18-24	14/21	7/12	7/8	0/1	37-144/48-222	18-30-0/14-26-1	189/214	67-333/74-436	37/26	1/1
APPALACHIAN STATE	31-34	29/16	10/7	17/8	2/1	40-146/35-161	27-42-2/20-29-1	323/224	82-469/64-385	136/58	3/1
<b>Totals</b>	<b>101-103</b>	<b>89/79</b>	<b>36/35</b>	<b>47/39</b>	<b>6/5</b>	<b>165-625/151-690</b>	<b>77-121-2/80-124-4</b>	<b>1049/889</b>	<b>286-1674/275-1579</b>	<b>234/265</b>	<b>5/4</b>

## NC STATE (3-1, 0-0 ACC)

Opponent	Score	Total	Rush	Pass	Pen	Rushing Number-Yards	Passing Comp-Att-Int	Yards	Total Offense Plays-Yards	Return Yards	Turnovers
EAST CAROLINA	34-6	23/18	9/3	12/12	2/3	31-191/29-41	26-39-0/26-45-1	314/228	70-505/74-269	26/84	0/2
WESTERN CAROLINA	41-0	32/6	20/2	10/3	2/1	53-309/19-8	22-33-0/15-27-0	231/98	86-540/46-106	24/26	0/1
West Virginia	27-44	24/25	12/7	9/14	3/4	37-144/28-173	24-49-0/27-40-1	225/272	86-369/68-445	47/74	0/1
BALL STATE	34-23	23/25	10/5	11/18	2/2	41-204/30-84	19-34-2/35-57-1	185/333	75-389/87-417	217/33	3/1
<b>Totals</b>	<b>136-73</b>	<b>102/74</b>	<b>51/17</b>	<b>42/47</b>	<b>9/10</b>	<b>162-848/106-306</b>	<b>91-155-2/103-169-3</b>	<b>955/931</b>	<b>317-1803/275-1237</b>	<b>314/217</b>	<b>3/5</b>

## PITT (2-2, 0-1 ACC)

Opponent	Score	Total	Rush	Pass	Pen	Rushing Number-Yards	Passing Comp-Att-Int	Yards	Total Offense Plays-Yards	Return Yards	Turnovers
VIRGINIA	14-30	15/20	7/10	6/7	2/3	30-78/33-129	21-41-2/20-34-0	185/181	71-263/67-310	26/80	2/0
OHIO	20-10	22/12	7/4	14/6	1/2	37-160/29-35	26-37-0/15-27-0	321/177	74-481/56-212	45/15	0/0
Penn State	10-17	20/17	1/5	17/11	2/1	25-24/32-167	35-51-0/14-30-0	372/222	76-396/62-389	8/62	0/0
UCF	35-34	30/20	11/8	14/7	5/5	37-196/34-85	28-51-0/25-42-2	243/338	88-439/76-423	112/113	1/2
<b>Totals</b>	<b>79-91</b>	<b>87/69</b>	<b>26/27</b>	<b>51/31</b>	<b>10/11</b>	<b>129-458/128-416</b>	<b>110-180-2/74-133-2</b>	<b>1121/918</b>	<b>309-1579/261-1334</b>	<b>191/270</b>	<b>3/2</b>

# 2019 TEAM-BY-TEAM STATS



SYRACUSE (2-2, 0-1 ACC)		First Downs				Rushing Number-Yards	Passing Comp-Att-Int	Yards	Total Offense Plays-Yards	Return Yards	Turnovers
Opponent	Score	Total	Rush	Pass	Pen						
Liberty	24-0	17/18	6/4	9/10	2/4	44-192/34--4	17-35-2/21-42-2	176/238	79-368/76-234	51/50	3/4
Maryland	20-63	18/29	5/13	12/16	1/0	29-70/45-354	28-41-1/21-38-1	330/296	70-400/83-650	133/33	2/1
CLEMSON	6-41	10/24	3/7	5/13	2/4	42-15/29-221	15-29-1/23-42-2	172/391	71-187/71-612	75/28	1/2
WESTERN MICHIGAN	52-33	25/25	11/8	11/13	3/4	47-258/34-201	27-35-0/23-46-1	287/356	82-545/80-557	98/54	2/4
<b>Totals</b>	<b>102-137</b>	<b>70/96</b>	<b>25/32</b>	<b>37/52</b>	<b>8/12</b>	<b>162-535/142-772</b>	<b>87-140-4/88-168-6</b>	<b>965/1281</b>	<b>302-1500/310-2053</b>	<b>357/165</b>	<b>8/11</b>
VIRGINIA (4-0, 2-0 ACC)		First Downs				Rushing Number-Yards	Passing Comp-Att-Int	Yards	Total Offense Plays-Yards	Return Yards	Turnovers
Opponent	Score	Total	Rush	Pass	Pen						
Pitt	30-14	20/15	10/7	7/6	3/2	33-129/30-78	20-34-0/21-41-2	181/185	67-310/71-263	80/26	0/2
WILLIAM & MARY	52-17	25/8	8/3	17/4	0/1	35-216/35-63	25-36-3/5-13-1	295/130	71-511/48-193	287/92	4/1
FLORIDA STATE	31-24	27/21	8/6	14/10	5/5	32-120/29-95	30-40-2/22-37-0	295/234	72-415/66-329	35/0	2/0
OLD DOMINION	28-17	14/16	5/6	7/8	2/2	29-69/44-64	15-24-0/16-26-1	175/206	53-244/70-270	151/42	0/1
<b>Totals</b>	<b>141-72</b>	<b>86/60</b>	<b>31/22</b>	<b>45/28</b>	<b>10/10</b>	<b>129-534/138-300</b>	<b>90-134-5/64-117-4</b>	<b>946/755</b>	<b>263-1480/255-1055</b>	<b>553/160</b>	<b>6/4</b>
VIRGINIA TECH (2-1, 0-1 ACC)		First Downs				Rushing Number-Yards	Passing Comp-Att-Int	Yards	Total Offense Plays-Yards	Return Yards	Turnovers
Opponent	Score	Total	Rush	Pass	Pen						
Boston College	28-35	29/18	11/10	17/8	1/0	42-98/48-157	29-47-3/15-27-1	344/275	89-442/75-432	72/78	5/1
OLD DOMINION	31-17	21/19	7/12	13/5	1/2	39-131/43-202	16-28-0/16-30-0	272/122	67-403/73-324	113/48	2/0
FURMAN	24-17	18/12	12/8	6/2	0/2	43-227/42-163	17-21-1/9-16-1	123/68	64-350/58-231	7/1	2/2
<b>Totals</b>	<b>83-69</b>	<b>68/49</b>	<b>30/30</b>	<b>36/15</b>	<b>2/4</b>	<b>124-456/133-522</b>	<b>62-96-4/40-73-2</b>	<b>739/465</b>	<b>220-1195/206-987</b>	<b>192/127</b>	<b>9/3</b>
WAKE FOREST (4-0, 0-0 ACC)		First Downs				Rushing Number-Yards	Passing Comp-Att-Int	Yards	Total Offense Plays-Yards	Return Yards	Turnovers
Opponent	Score	Total	Rush	Pass	Pen						
UTAH STATE	38-35	30/23	10/6	18/16	2/1	58-178/31-180	34-47-0/33-48-3	401/416	105-579/79-596	48/20	1/3
Rice	41-21	19/20	7/2	12/15	0/3	35-201/37-67	21-27-0/22-35-0	312/254	62-513/72-321	13/78	0/1
NORTH CAROLINA	24-18	21/14	12/7	8/7	1/0	48-222/37-144	14-26-1/18-30-0	214/189	74-436/67-333	26/37	1/1
ELON	49-7	32/11	14/7	16/3	2/1	42-214/35-95	32-40-1/10-19-0	393/88	82-607/54-183	110/31	1/0
<b>Totals</b>	<b>152-81</b>	<b>102/68</b>	<b>43/22</b>	<b>54/41</b>	<b>5/5</b>	<b>183-815/140-486</b>	<b>101-140-2/83-132-3</b>	<b>1320/947</b>	<b>323-2135/272-1433</b>	<b>197/166</b>	<b>3/5</b>

**2019 Atlantic Coast Conference  
Conference Standings Through games of Sep 22, 2019**

**Atlantic**

Team	Conference	Pct.	PF	PA	Overall	Pct.	PF	PA	Home	Away	Neut	Streak
Clemson	2-0	1.000	93	20	4-0	1.000	169	40	3-0	1-0	0-0	Won 4
Boston College	1-0	1.000	35	28	3-1	.750	134	105	2-1	1-0	0-0	Won 1
Florida State	1-1	.500	59	55	2-2	.500	135	135	2-1	0-1	0-0	Won 1
Wake Forest	0-0	.000	0	0	4-0	1.000	152	81	3-0	1-0	0-0	Won 4
NC State	0-0	.000	0	0	3-1	.750	136	73	3-0	0-1	0-0	Won 1
Louisville	0-1	.000	24	35	2-2	.500	121	91	1-1	0-1	1-0	Lost 1
Syracuse	0-1	.000	6	41	2-2	.500	102	137	1-1	1-1	0-0	Won 1

**Coastal**

Team	Conference	Pct.	PF	PA	Overall	Pct.	PF	PA	Home	Away	Neut	Streak
Virginia	2-0	1.000	61	38	4-0	1.000	141	72	3-0	1-0	0-0	Won 4
North Carolina	1-0	1.000	28	25	2-2	.500	101	103	1-1	0-1	1-0	Lost 2
Duke	0-0	.000	0	0	2-1	.667	89	73	1-0	1-0	0-1	Won 2
Virginia Tech	0-1	.000	28	35	2-1	.667	83	69	2-0	0-1	0-0	Won 2
Miami	0-1	.000	25	28	2-2	.500	125	64	2-0	0-1	0-1	Won 2
Pitt	0-1	.000	14	30	2-2	.500	79	91	2-1	0-1	0-0	Won 1
Georgia Tech	0-1	.000	14	52	1-2	.333	52	89	1-1	0-1	0-0	Lost 1



**2019 Atlantic Coast Conference  
Team Statistics Through games of Sep 22, 2019**

SCORING OFFENSE	G	TD	FG	XPT	2XP	DXP	Saf	Pts	Avg/G
1. Clemson	4	22	5	22	0	0	0	169	42.2
2. Wake Forest	4	20	4	20	0	0	0	152	38.0
3. Virginia	4	18	5	16	1	0	0	141	35.2
4. NC State	4	16	8	16	0	0	0	136	34.0
5. Florida State	4	18	3	18	0	0	0	135	33.8
6. Boston College	4	18	3	17	0	0	0	134	33.5
7. Miami	4	16	5	14	0	0	0	125	31.2
8. Louisville	4	16	3	16	0	0	0	121	30.2
9. Duke	3	11	4	11	0	0	0	89	29.7
10. Virginia Tech	3	11	2	11	0	0	0	83	27.7
11. Syracuse	4	13	4	12	0	0	0	102	25.5
12. North Carolina	4	11	7	8	3	0	0	101	25.2
13. Pitt	4	10	3	10	0	0	0	79	19.8
14. Georgia Tech	3	7	1	5	1	0	0	52	17.3

SCORING DEFENSE	G	TD	FG	XPT	2XP	DXP	Saf	Pts	Avg/G
1. Clemson	4	4	4	4	0	0	0	40	10.0
2. Miami	4	7	4	6	1	0	1	64	16.0
3. Virginia	4	9	3	9	0	0	0	72	18.0
4. NC State	4	8	6	7	0	0	0	73	18.2
5. Wake Forest	4	11	1	10	1	0	0	81	20.2
6. Pitt	4	10	7	10	0	0	0	91	22.8
Louisville	4	13	0	13	0	0	0	91	22.8
8. Virginia Tech	3	9	2	9	0	0	0	69	23.0
9. Duke	3	9	3	8	1	0	0	73	24.3
10. North Carolina	4	12	7	10	0	0	0	103	25.8
11. Boston College	4	12	7	12	0	0	0	105	26.2
12. Georgia Tech	3	11	4	11	0	0	0	89	29.7
13. Florida State	4	16	8	13	1	0	0	135	33.8
14. Syracuse	4	19	2	17	0	0	0	137	34.2

TOTAL OFFENSE	G	Rush	Pass	Plays	Yards	Avg/P	TD	Avg/G
1. Wake Forest	4	815	1320	323	2135	6.6	20	533.8
2. Clemson	4	988	1111	282	2099	7.4	21	524.8
3. Boston College	4	1008	825	316	1833	5.8	18	458.2
4. NC State	4	848	955	317	1803	5.7	15	450.8
5. Florida State	4	553	1225	293	1778	6.1	18	444.5
6. Louisville	4	905	845	276	1750	6.3	15	437.5
7. Miami	4	574	1106	271	1680	6.2	16	420.0
8. North Carolina	4	625	1049	286	1674	5.9	11	418.5
9. Duke	3	543	698	216	1241	5.7	11	413.7
10. Virginia Tech	3	456	739	220	1195	5.4	11	398.3
11. Pitt	4	458	1121	309	1579	5.1	9	394.8
12. Syracuse	4	535	965	302	1500	5.0	13	375.0
13. Virginia	4	534	946	263	1480	5.6	15	370.0
14. Georgia Tech	3	521	331	179	852	4.8	7	284.0

TOTAL DEFENSE	G	Rush	Pass	Plays	Yards	Avg/P	TD	Avg/G
1. Clemson	4	378	608	261	986	3.8	4	246.5
2. Virginia	4	300	755	255	1055	4.1	8	263.8
3. Miami	4	239	839	242	1078	4.5	7	269.5
4. NC State	4	306	931	275	1237	4.5	8	309.2
5. Virginia Tech	3	522	465	206	987	4.8	9	329.0
6. Pitt	4	416	918	261	1334	5.1	9	333.5
7. Louisville	4	515	862	268	1377	5.1	13	344.2
8. Wake Forest	4	486	947	272	1433	5.3	11	358.2
9. Duke	3	421	679	191	1100	5.8	9	366.7
10. North Carolina	4	690	889	275	1579	5.7	11	394.8
11. Georgia Tech	3	824	420	209	1244	6.0	11	414.7
12. Boston College	4	718	1035	291	1753	6.0	12	438.2
13. Florida State	4	636	1229	334	1865	5.6	15	466.2
14. Syracuse	4	772	1281	310	2053	6.6	19	513.2

RUSHING OFFENSE	G	Att.	Yards	Avg/A	Long	TD	Avg/G
1. Boston College	4	206	1008	4.9	46	11	252.0
2. Clemson	4	150	988	6.6	90	12	247.0
3. Louisville	4	183	905	4.9	66	6	226.2
4. NC State	4	162	848	5.2	34	11	212.0
5. Wake Forest	4	183	815	4.5	96	7	203.8
6. Duke	3	123	543	4.4	65	3	181.0
7. Georgia Tech	3	127	521	4.1	39	5	173.7
8. North Carolina	4	165	625	3.8	50	2	156.2
9. Virginia Tech	3	124	456	3.7	54	4	152.0
10. Miami	4	144	574	4.0	51	8	143.5
11. Florida State	4	148	553	3.7	38	7	138.2
12. Syracuse	4	162	535	3.3	60	6	133.8
13. Virginia	4	129	534	4.1	37	9	133.5
14. Pitt	4	129	458	3.6	22	4	114.5

RUSHING DEFENSE	G	Att.	Yards	Avg/A	Long	TD	Avg/G
1. Miami	4	116	239	2.1	22	3	59.8
2. Virginia	4	138	300	2.2	41	3	75.0
3. NC State	4	106	306	2.9	25	5	76.5
4. Clemson	4	153	378	2.5	39	2	94.5
5. Pitt	4	128	416	3.2	85	5	104.0
6. Wake Forest	4	140	486	3.5	59	4	121.5
7. Louisville	4	149	515	3.5	37	7	128.8
8. Duke	3	103	421	4.1	66	3	140.3
9. Florida State	4	177	636	3.6	24	9	159.0
10. North Carolina	4	151	690	4.6	50	7	172.5
11. Virginia Tech	3	133	522	3.9	48	7	174.0
12. Boston College	4	157	718	4.6	82	3	179.5
13. Syracuse	4	142	772	5.4	64	11	193.0
14. Georgia Tech	3	150	824	5.5	90	7	274.7

PASS OFFENSE	G	Comp-Att-Int	Pct.	Yds	Avg/A	TD	Avg/G
1. Wake Forest	4	101-140-2	72.1	1320	9.4	13	330.0
2. Florida State	4	101-145-2	69.7	1225	8.4	11	306.2
3. Pitt	4	110-180-2	61.1	1121	6.2	5	280.2
4. Clemson	4	82-132-6	62.1	1111	8.4	9	277.8
5. Miami	4	92-127-0	72.4	1106	8.7	8	276.5
6. North Carolina	4	77-121-2	63.6	1049	8.7	9	262.2
7. Virginia Tech	3	62-96-4	64.6	739	7.7	7	246.3
8. Syracuse	4	87-140-4	62.1	965	6.9	7	241.2
9. NC State	4	91-155-2	58.7	955	6.2	4	238.8
10. Virginia	4	90-134-5	67.2	946	7.1	6	236.5
11. Duke	3	67-93-3	72.0	698	7.5	8	232.7
12. Louisville	4	51-93-2	54.8	845	9.1	9	211.2
13. Boston College	4	58-110-1	52.7	825	7.5	7	206.2
14. Georgia Tech	3	28-52-3	53.8	331	6.4	2	110.3

PASS DEFENSE	G	Comp-Att-Int	Pct.	Yds	Avg/A	TD	Avg/G
1. Georgia Tech	3	35-59-3	59.3	420	7.1	4	140.0
2. Clemson	4	54-108-5	50.0	608	5.6	2	152.0
3. Virginia Tech	3	40-73-2	54.8	465	6.4	2	155.0
4. Virginia	4	64-117-4	54.7	755	6.5	5	188.8
5. Miami	4	68-126-3	54.0	839	6.7	4	209.8
6. Louisville	4	74-119-0	62.2	862	7.2	6	215.5
7. North Carolina	4	80-124-4	64.5	889	7.2	4	222.2
8. Duke	3	57-88-0	64.8	679	7.7	6	226.3
9. Pitt	4	74-133-2	55.6	918	6.9	4	229.5
10. NC State	4	103-169-3	60.9	931	5.5	3	232.8
11. Wake Forest	4	83-132-3	62.9	947	7.2	7	236.8
12. Boston College	4	91-134-7	67.9	1035	7.7	9	258.8
13. Florida State	4	99-157-4	63.1	1229	7.8	6	307.2
14. Syracuse	4	88-168-6	52.4	1281	7.6	8	320.2

2019 Atlantic Coast Conference  
Team Statistics Through games of Sep 22, 2019

PASS EFFICIENCY	G	Comp-Att-Int	Pct.	Yds	Avg/G	TD	Effic.
1. Wake Forest	4	101-140-2	72.1	1320	330.0	13	179.1
2. Miami	4	92-127-0	72.4	1106	276.5	8	166.4
3. Florida State	4	101-145-2	69.7	1225	306.2	11	162.9
4. Louisville	4	51-93-2	54.8	845	211.2	9	158.8
5. North Carolina	4	77-121-2	63.6	1049	262.2	9	157.7
6. Duke	3	67-93-3	72.0	698	232.7	8	157.0
7. Clemson	4	82-132-6	62.1	1111	277.8	9	146.2
8. Virginia Tech	3	62-96-4	64.6	739	246.3	7	145.0
9. Boston College	4	58-110-1	52.7	825	206.2	7	134.9
10. Virginia	4	90-134-5	67.2	946	236.5	6	133.8
11. Syracuse	4	87-140-4	62.1	965	241.2	7	130.8
12. Pitt	4	110-180-2	61.1	1121	280.2	5	120.4
13. NC State	4	91-155-2	58.7	955	238.8	4	116.4
14. Georgia Tech	3	28-52-3	53.8	331	110.3	2	108.5

INTERCEPTIONS	G	No.	Yards	TD	Long	Avg.
1. Boston College	4	7	17	0	17	2.4
2. Syracuse	4	6	78	0	41	13.0
3. Clemson	4	5	85	1	66	17.0
4. Florida State	4	4	7	0	4	1.8
5. Virginia	4	4	118	2	85	29.5
6. North Carolina	4	4	35	0	42	8.8
7. Miami	4	3	41	0	22	13.7
8. Wake Forest	4	3	1	0	1	0.3
9. Georgia Tech	3	3	47	0	41	15.7
10. NC State	4	3	11	0	11	3.7
11. Pitt	4	2	13	0	13	6.5
12. Virginia Tech	3	2	-4	0	0	-2.0
13. Duke	3	0	0	0	0	0.0
Louisville	4	0	0	0	0	0.0

PASS DEFENSE EFFIC.	G	Comp-Att-Int	Pct.	Yds	Avg/G	TD	Effic.
1. Clemson	4	54-108-5	50.0	608	152.0	2	94.1
2. NC State	4	103-169-3	60.9	931	232.8	3	109.5
3. Virginia Tech	3	40-73-2	54.8	465	155.0	2	111.9
4. Miami	4	68-126-3	54.0	839	209.8	4	115.6
5. Virginia	4	64-117-4	54.7	755	188.8	5	116.2
6. Pitt	4	74-133-2	55.6	918	229.5	4	120.5
7. Syracuse	4	88-168-6	52.4	1281	320.2	8	125.0
8. North Carolina	4	80-124-4	64.5	889	222.2	4	128.9
9. Georgia Tech	3	35-59-3	59.3	420	140.0	4	131.3
10. Wake Forest	4	83-132-3	62.9	947	236.8	7	136.1
11. Florida State	4	99-157-4	63.1	1229	307.2	6	136.3
12. Louisville	4	74-119-0	62.2	862	215.5	6	139.7
13. Boston College	4	91-134-7	67.9	1035	258.8	9	144.5
14. Duke	3	57-88-0	64.8	679	226.3	6	152.1

PUNTING	G	No.	Yards	Avg/P	Ret.	Avg/R	TB	Net/P
1. Syracuse	4	25	1181	47.2	7	0.3	1	46.2
2. Virginia Tech	3	13	651	50.1	23	1.8	2	45.2
3. Louisville	4	17	718	42.2	12	0.7	0	41.5
4. Florida State	4	22	944	42.9	12	0.5	1	41.5
5. Miami	4	14	600	42.9	35	2.5	0	40.4
6. Clemson	4	15	626	41.7	0	0.0	2	39.1
7. Georgia Tech	3	18	754	41.9	17	0.9	2	38.7
8. Virginia	4	14	570	40.7	0	0.0	2	37.9
9. Duke	3	11	439	39.9	3	0.3	1	37.8
10. Boston College	4	19	762	40.1	28	1.5	1	37.6
11. NC State	4	15	658	43.9	45	3.0	3	36.9
12. Wake Forest	4	20	910	45.5	59	3.0	6	36.5
13. North Carolina	4	23	949	41.3	69	3.0	2	36.5
14. Pitt	4	23	966	42.0	128	5.6	0	36.4

KICKOFF RETURNS	G	No.	Yards	TD	Long	Avg.
1. Virginia	4	11	353	1	100	32.1
2. Virginia Tech	3	7	185	0	71	26.4
3. Miami	4	4	105	0	37	26.2
4. Georgia Tech	3	9	231	0	52	25.7
5. Florida State	4	7	170	0	49	24.3
6. Pitt	4	5	109	0	26	21.8
7. North Carolina	4	8	170	0	75	21.2
8. Duke	3	8	163	0	31	20.4
9. Boston College	4	15	304	0	41	20.3
10. NC State	4	7	141	0	22	20.1
11. Wake Forest	4	5	94	0	23	18.8
12. Syracuse	4	12	211	0	27	17.6
13. Louisville	4	7	123	0	36	17.6
14. Clemson	4	6	102	0	32	17.0

KICKOFF COVERAGE	G	No.	Yards	Avg.	Ret.	TB	NetAvg
1. NC State	4	28	1745	62.3	172	15	42.8
2. Clemson	4	31	1931	62.3	64	22	42.5
3. Virginia Tech	3	15	919	61.3	103	8	41.1
4. Wake Forest	4	28	1477	52.8	105	9	41.0
5. Florida State	4	23	1464	63.7	122	16	41.0
6. Pitt	4	17	1100	64.7	131	11	40.8
7. Syracuse	4	21	1351	64.3	145	14	40.8
8. Louisville	4	23	1308	56.9	299	3	40.6
9. Miami	4	26	1671	64.3	217	16	40.5
10. Duke	3	17	852	50.1	90	3	40.4
11. Boston College	4	24	1428	59.5	234	9	40.4
12. Virginia	4	27	1660	61.5	103	19	40.1
13. North Carolina	4	22	1314	59.7	157	12	39.0
14. Georgia Tech	3	10	510	51.0	101	1	38.4

PUNT RETURN AVG	G	No.	Yards	TD	Long	Avg.
1. NC State	4	9	162	1	76	18.0
2. Syracuse	4	5	68	0	31	13.6
3. Florida State	4	6	68	0	26	11.3
4. Louisville	4	7	69	0	33	9.9
5. Wake Forest	4	11	102	0	25	9.3
6. Duke	3	5	42	0	26	8.4
7. Virginia	4	11	82	0	22	7.5
8. North Carolina	4	4	29	0	15	7.2
9. Clemson	4	8	52	0	20	6.5
10. Boston College	4	5	29	0	12	5.8
11. Pitt	4	13	69	1	18	5.3
12. Miami	4	5	19	0	16	3.8
13. Georgia Tech	3	8	23	0	23	2.9
14. Virginia Tech	3	4	11	0	7	2.8

FIELD GOALS	G	Made	Att	Pct.
1. Syracuse	4	4	4	1.000
Duke	3	4	4	1.000
Wake Forest	4	4	4	1.000
4. NC State	4	8	10	.800
5. Louisville	4	3	4	.750
6. Clemson	4	5	7	.714
7. North Carolina	4	7	10	.700
8. Virginia	4	5	8	.625
9. Boston College	4	3	5	.600
10. Miami	4	5	9	.556
11. Florida State	4	3	6	.500
Virginia Tech	3	2	4	.500
13. Pitt	4	3	8	.375
14. Georgia Tech	3	1	3	.333

2019 Atlantic Coast Conference  
Team Statistics Through games of Sep 22, 2019

PAT KICKING	G	Made	Att	Pct.
1. Clemson	4	22	22	1.000
Wake Forest	4	20	20	1.000
Florida State	4	18	18	1.000
Boston College	4	17	17	1.000
NC State	4	16	16	1.000
Louisville	4	16	16	1.000
Duke	3	11	11	1.000
Virginia Tech	3	11	11	1.000
Pitt	4	10	10	1.000
North Carolina	4	8	8	1.000
11. Virginia	4	16	17	.941
12. Miami	4	14	15	.933
13. Syracuse	4	12	13	.923
14. Georgia Tech	3	5	6	.833

SACKS BY	G	No.	Yards	Avg/G
1. Virginia	4	20	117	5.00
2. Pitt	4	18	122	4.50
3. Clemson	4	16	107	4.00
4. Florida State	4	15	78	3.75
5. Wake Forest	4	13	67	3.25
6. Syracuse	4	12	74	3.00
7. Miami	4	11	80	2.75
Louisville	4	11	70	2.75
9. North Carolina	4	10	58	2.50
NC State	4	10	73	2.50
Virginia Tech	3	10	56	3.33
12. Duke	3	9	47	3.00
13. Georgia Tech	3	5	26	1.67
14. Boston College	4	3	15	0.75

SACKS AGAINST	G	No.	Yards	Avg/G
1. Duke	3	1	8	0.33
2. Clemson	4	3	33	0.75
Boston College	4	3	13	0.75
4. NC State	4	4	28	1.00
Wake Forest	4	4	25	1.00
6. Virginia Tech	3	7	46	2.33
Virginia	4	7	46	1.75
8. Georgia Tech	3	9	61	3.00
Pitt	4	9	51	2.25
10. Florida State	4	11	61	2.75
11. Louisville	4	13	67	3.25
12. North Carolina	4	16	95	4.00
13. Syracuse	4	17	110	4.25
14. Miami	4	18	110	4.50

FIRST DOWNS	G	Rush	Pass	Pen	Total	Avg/G
1. Clemson	4	53	41	12	106	26.5
2. NC State	4	51	42	9	102	25.5
Wake Forest	4	43	54	5	102	25.5
4. Florida State	4	40	47	9	96	24.0
5. Boston College	4	55	35	5	95	23.8
6. Miami	4	29	52	8	89	22.2
North Carolina	4	36	47	6	89	22.2
8. Pitt	4	26	51	10	87	21.8
9. Virginia	4	31	45	10	86	21.5
10. Louisville	4	47	29	7	83	20.8
11. Syracuse	4	25	37	8	70	17.5
12. Virginia Tech	3	30	36	2	68	22.7
Duke	3	29	35	4	68	22.7
14. Georgia Tech	3	31	11	6	48	16.0

OPPONENT 1ST DOWNS	G	Rush	Pass	Pen	Total	Avg/G
1. Virginia Tech	3	30	15	4	49	16.3
2. Clemson	4	25	22	5	52	13.0
3. Duke	3	25	29	5	59	19.7
4. Virginia	4	22	28	10	60	15.0
5. Miami	4	15	37	12	64	16.0
6. Georgia Tech	3	45	16	4	65	21.7
7. Louisville	4	26	37	5	68	17.0
Wake Forest	4	22	41	5	68	17.0
9. Pitt	4	27	31	11	69	17.2
10. NC State	4	17	47	10	74	18.5
11. North Carolina	4	35	39	5	79	19.8
12. Boston College	4	38	44	4	86	21.5
13. Syracuse	4	32	52	12	96	24.0
14. Florida State	4	38	59	12	109	27.2

3RD-DOWN CONVERSIONS	G	Conv.	Att.	Pct.
1. Virginia Tech	3	24	46	52.2
2. Boston College	4	34	68	50.0
3. Wake Forest	4	32	66	48.5
4. Clemson	4	19	44	43.2
5. Virginia	4	22	52	42.3
6. NC State	4	25	60	41.7
7. Duke	3	17	42	40.5
8. Florida State	4	23	61	37.7
9. Syracuse	4	26	69	37.7
10. Louisville	4	19	52	36.5
11. Pitt	4	22	63	34.9
12. Georgia Tech	3	13	39	33.3
13. North Carolina	4	16	58	27.6
14. Miami	4	10	43	23.3

OPP 3RD-DN CONVERT	G	Conv.	Att.	Pct.
1. Miami	4	13	53	24.5
2. Wake Forest	4	17	62	27.4
3. Clemson	4	19	65	29.2
4. NC State	4	19	60	31.7
5. Virginia	4	19	59	32.2
Pitt	4	19	59	32.2
7. North Carolina	4	18	53	34.0
8. Duke	3	13	38	34.2
9. Louisville	4	20	58	34.5
10. Virginia Tech	3	18	48	37.5
11. Boston College	4	24	61	39.3
12. Florida State	4	26	63	41.3
13. Georgia Tech	3	18	43	41.9
14. Syracuse	4	26	61	42.6

4TH-DOWN CONVERSIONS	G	Conv.	Att.	Pct.
1. Virginia Tech	3	3	3	100.0
2. North Carolina	4	7	8	87.5
3. Pitt	4	5	7	71.4
4. Virginia	4	2	3	66.7
Clemson	4	2	3	66.7
6. Duke	3	5	8	62.5
7. Wake Forest	4	5	9	55.6
Louisville	4	5	9	55.6
9. Boston College	4	3	8	37.5
10. NC State	4	3	9	33.3
Florida State	4	1	3	33.3
12. Miami	4	2	7	28.6
13. Syracuse	4	3	11	27.3
14. Georgia Tech	3	0	3	0.0

2019 Atlantic Coast Conference  
Team Statistics Through games of Sep 22, 2019

OPP 4TH-DN CONVERT	G	Conv.	Att.	Pct.
1. NC State	4	0	2	0.0
North Carolina	4	0	2	0.0
3. Louisville	4	1	8	12.5
4. Syracuse	4	1	6	16.7
5. Clemson	4	2	8	25.0
6. Virginia	4	3	7	42.9
7. Virginia Tech	3	4	7	57.1
8. Pitt	4	3	5	60.0
9. Florida State	4	4	6	66.7
10. Duke	3	5	7	71.4
Wake Forest	4	5	7	71.4
12. Boston College	4	4	5	80.0
Georgia Tech	3	4	5	80.0
14. Miami	4	7	7	100.0

PENALTIES	G	No.	Yards	Avg/G
1. Wake Forest	4	13	123	30.8
2. Georgia Tech	3	12	110	36.7
3. Boston College	4	24	147	36.8
4. Virginia Tech	3	16	125	41.7
5. North Carolina	4	23	178	44.5
6. Clemson	4	22	185	46.2
7. Louisville	4	26	203	50.8
8. Duke	3	20	169	56.3
9. Virginia	4	22	233	58.2
10. NC State	4	27	234	58.5
11. Pitt	4	25	239	59.8
12. Florida State	4	31	271	67.8
13. Syracuse	4	36	311	77.8
14. Miami	4	39	313	78.2

OPPONENT PENALTIES	G	No.	Yards	Avg/G
1. Clemson	4	31	286	71.5
2. NC State	4	32	268	67.0
3. Florida State	4	31	260	65.0
4. Georgia Tech	3	20	193	64.3
5. Syracuse	4	25	235	58.8
6. Miami	4	28	230	57.5
Boston College	4	30	230	57.5
8. North Carolina	4	24	197	49.2
9. Virginia	4	24	194	48.5
10. Pitt	4	18	183	45.8
11. Duke	3	13	133	44.3
12. Wake Forest	4	19	153	38.2
13. Virginia Tech	3	15	113	37.7
14. Louisville	4	21	149	37.2

TIME OF POSSESSION	G	Total possession	Avg/G
1. Virginia	4	135:25	33:51
2. Miami	4	134:26	33:36
3. NC State	4	130:06	32:31
4. Pitt	4	127:18	31:49
5. Louisville	4	123:26	30:51
6. Duke	3	92:00	30:40
7. Wake Forest	4	121:48	30:27
8. Virginia Tech	3	90:26	30:08
9. Syracuse	4	120:25	30:06
10. North Carolina	4	118:11	29:32
11. Clemson	4	114:25	28:36
12. Boston College	4	107:00	26:45
13. Georgia Tech	3	77:57	25:59
14. Florida State	4	95:50	23:57

TURNOVER MARGIN	Gained			Lost			Margin	Per/G
	Fum	Int	Tot	Fum	Int	Tot		
1. Boston College	4	3	7	10	0	1	1	+9 2.25
2. Miami	4	5	3	8	2	0	2	+6 1.50
3. Syracuse	4	5	6	11	4	4	8	+3 0.75
Florida State	4	4	4	8	3	2	5	+3 0.75
5. NC State	4	2	3	5	1	2	3	+2 0.50
Wake Forest	4	2	3	5	1	2	3	+2 0.50
7. Georgia Tech	3	3	3	6	3	3	6	+0 0.00
Clemson	4	3	5	8	2	6	8	+0 0.00
9. Pitt	4	0	2	2	1	2	3	-1 -0.25
North Carolina	4	0	4	4	3	2	5	-1 -0.25
11. Virginia	4	0	4	4	1	5	6	-2 -0.50
12. Duke	3	3	0	3	2	3	5	-2 -0.67
13. Louisville	4	3	0	3	5	2	7	-4 -1.00
14. Virginia Tech	3	1	2	3	5	4	9	-6 -2.00

RED ZONE OFFENSE	G	Scores	Pct.	TDs	(R-P)	FGs	TurnO
1. NC State	4	19-19	100.0	13	10-3	6-6	0
North Carolina	4	15-15	100.0	8	2-6	7-7	0
3. Virginia Tech	3	11-12	91.7	9	3-6	2-2	1
4. Florida State	4	14-16	87.5	12	6-6	2-3	0
Clemson	4	14-16	87.5	11	8-3	3-4	0
6. Louisville	4	11-13	84.6	10	5-5	1-1	0
7. Pitt	4	10-12	83.3	8	4-4	2-4	0
Georgia Tech	3	5-6	83.3	4	4-0	1-1	1
9. Wake Forest	4	16-20	80.0	12	6-6	4-4	1
Virginia	4	16-20	80.0	13	9-4	3-5	1
Duke	3	8-10	80.0	6	3-3	2-2	1
12. Miami	4	15-20	75.0	12	6-6	3-6	0
13. Boston College	4	14-19	73.7	12	8-4	2-4	0
14. Syracuse	4	10-15	66.7	7	3-4	3-3	2

RED ZONE DEFENSE	G	Scores	Pct.	TDs	(R-P)	FGs	TurnO
1. Clemson	4	7-11	63.6	3	2-1	4-4	3
Georgia Tech	3	7-11	63.6	5	4-1	2-3	2
3. Syracuse	4	14-19	73.7	13	7-6	1-3	2
4. Wake Forest	4	9-12	75.0	8	4-4	1-1	1
Virginia Tech	3	9-12	75.0	7	6-1	2-3	0
6. Miami	4	8-10	80.0	5	3-2	3-3	1
7. North Carolina	4	13-16	81.2	8	6-2	5-6	0
8. Louisville	4	9-11	81.8	9	7-2	0-1	0
Virginia	4	9-11	81.8	7	3-4	2-3	0
10. Duke	3	5-6	83.3	4	1-3	1-1	0
NC State	4	10-12	83.3	7	4-3	3-3	2
12. Pitt	4	12-14	85.7	8	5-3	4-4	1
13. Florida State	4	20-22	90.9	13	9-4	7-7	1
14. Boston College	4	14-15	93.3	9	3-6	5-5	1

ON-SIDE KICKS BY	G	Recovered	Attempts	Success%
1. Duke	3	1	1	100.0
2. Virginia Tech	3	0	1	0.0
Syracuse	4	0	0	0.0
Wake Forest	4	0	0	0.0
Miami	4	0	0	0.0
North Carolina	4	0	0	0.0
Louisville	4	0	0	0.0
Virginia	4	0	0	0.0
NC State	4	0	0	0.0
Pitt	4	0	0	0.0
Florida State	4	0	0	0.0
Boston College	4	0	0	0.0
Georgia Tech	3	0	0	0.0
Clemson	4	0	0	0.0



2019 Atlantic Coast Conference  
Team Statistics Through games of Sep 22, 2019

ON-SIDE KICKS AGAINST	G	Recovered	Attempts	Success%
1. Boston College	4	0	1	0.0
Virginia Tech	3	0	1	0.0
NC State	4	0	1	0.0
Miami	4	0	0	0.0
North Carolina	4	0	0	0.0
Clemson	4	0	0	0.0
Virginia	4	0	0	0.0
Pitt	4	0	0	0.0
Florida State	4	0	0	0.0
Georgia Tech	3	0	0	0.0
Wake Forest	4	0	0	0.0
Syracuse	4	0	0	0.0
Duke	3	0	0	0.0
14. Louisville	4	1	1	100.0

ATTENDANCE	Home	Away	Neutral	Total
Boston College	3-32724	1-32217	0-0	4-32597
Clemson	3-80706	1-50248	0-0	4-73092
Duke	1-38313	1-19852	1-71916	3-43360
Florida State	3-50139	1-57826	0-0	4-52060
Georgia Tech	2-44735	1-79118	0-0	3-56196
Louisville	2-53498	1-46530	1-22665	4-44048
Miami	2-51016	1-50500	1-66543	4-54769
NC State	3-57005	1-57052	0-0	4-57017
North Carolina	2-50500	1-31345	1-52183	4-46132
Pitt	3-43789	1-108661	0-0	4-60007
Syracuse	2-45474	2-27582	0-0	4-36528
Virginia	3-49216	1-47144	0-0	4-48698
Virginia Tech	2-54798	1-35213	0-0	3-48270
Wake Forest	3-28150	1-17567	0-0	4-25504
Totals	34-48928	15-45896	4-53327	53-48402

**2019 Atlantic Coast Conference  
Individual Statistics Through games of Sep 22, 2019**

RUSHING	Cl	G	Att.	Yds	Avg.	TD	Lg	Avg/G
1. Cam Akers-FS	Jr	4	98	499	5.1	6	38	124.8
2. AJ Dillon-BC	Jr	4	99	468	4.7	6	31	117.0
3. Travis Etienne-CU	Jr	4	53	395	7.5	4	90	98.8
4. Javian Hawkins-UL	Fr	4	66	390	5.9	1	66	97.5
5. DeeJay Dallas-UM	Jr	4	51	343	6.7	5	51	85.8
6. Jordan Mason-GT	So	3	44	249	5.7	4	32	83.0
7. Kenneth Walker-WF	Fr	4	31	310	10.0	2	96	77.5
8. Javonte Williams-NC	So	4	53	299	5.6	1	26	74.8
9. Moe Neal-SU	Sr	4	61	281	4.6	3	42	70.2
10. Quentin Harris-DU	Sr	3	34	203	6.0	1	65	67.7

PASSING AVG/GAME	Cl	G	Comp-Att-Int	Yds	TD	Avg/G
1. Jamie Newman-WF	Jr	4	96-135-2	1278	12	319.5
2. Kenny Pickett-UP	Jr	4	107-176-2	1102	3	275.5
3. Jarren Williams-UM	Fr	4	85-117-0	1027	7	256.8
4. Sam Howell-NC	Fr	4	75-117-2	1024	9	256.0
5. Ryan Willis-VT	Sr	3	62-96-4	739	7	246.3
6. James Blackman-FS	So	4	86-124-2	970	9	242.5
7. Tommy DeVito-SU	So	4	87-136-4	965	7	241.2
8. Trevor Lawrence-CU	So	4	66-106-5	925	7	231.2
9. Quentin Harris-DU	Sr	3	66-91-2	679	8	226.3
10. Matthew McKay-ST	So	4	83-143-1	890	3	222.5

PASS EFFICIENCY	Cl	G	Comp-Att-Int	Yds	TD	Eff.
1. Jamie Newman-WF	Jr	4	96-135-2	1278	12	177.0
2. Jarren Williams-UM	Fr	4	85-117-0	1027	7	166.1
3. Quentin Harris-DU	Sr	3	66-91-2	679	8	159.8
4. Sam Howell-NC	Fr	4	75-117-2	1024	9	159.6
5. James Blackman-FS	So	4	86-124-2	970	9	155.8
6. Trevor Lawrence-CU	So	4	66-106-5	925	7	147.9
7. Ryan Willis-VT	Sr	3	62-96-4	739	7	145.0
8. Anthony Brown-BC	Jr	4	54-101-0	792	6	138.9
9. Tommy DeVito-SU	So	4	87-136-4	965	7	134.7
10. Bryce Perkins-VA	Sr	4	81-124-4	843	6	131.9

RECEPTIONS/GAME	Cl	G	No.	Yds	TD	Lg	Yds/G	Rec/G
1. Maurice Ffrench-UP	Sr	4	31	285	2	74	71.2	7.8
2. Sage Surratt-WF	So	4	30	484	5	70	121.0	7.5
3. Taysir Mack-UP	Jr	4	27	302	0	29	75.5	6.8
4. Emeka Emezie-ST	Jr	4	25	252	0	19	63.0	6.2
5. Joe Reed-VA	Sr	4	23	215	3	40	53.8	5.8
6. Scotty Washington-WF	Sr	4	22	376	5	59	94.0	5.5
7. Noah Gray-DU	Jr	3	16	122	0	20	40.7	5.3
8. Justyn Ross-CU	So	3	15	171	1	48	57.0	5.0
Jalon Calhoun-DU	Fr	3	15	153	3	38	51.0	5.0
10. Dazz Newsome-NC	Jr	4	19	270	2	36	67.5	4.8

RECEIVE YDS/GAME	Cl	G	No.	Yds	TD	Lg	Avg/C	Yds/G
1. Sage Surratt-WF	So	4	30	484	5	70	16.1	121.0
2. Scotty Washington-WF	Sr	4	22	376	5	59	17.1	94.0
Tee Higgins-CU	Jr	4	16	376	2	62	23.5	94.0
4. Trishton Jackson-SU	Jr	4	18	335	4	59	18.6	83.8
5. Tutu Atwell-UL	So	4	16	310	5	62	19.4	77.5
6. Tamorrion Terry-FS	So	4	16	307	2	75	19.2	76.8
7. Taysir Mack-UP	Jr	4	27	302	0	29	11.2	75.5
8. Maurice Ffrench-UP	Sr	4	31	285	2	74	9.2	71.2
9. Dyami Brown-NC	So	4	15	284	3	62	18.9	71.0
10. Dazz Newsome-NC	Jr	4	19	270	2	36	14.2	67.5

TOTAL OFFENSE	Cl	G	Rush	Pass	Plays	Total	Yds/G
1. Jamie Newman-WF	Jr	4	160	1278	190	1438	359.5
2. Kenny Pickett-UP	Jr	4	83	1102	211	1185	296.2
3. Quentin Harris-DU	Sr	3	203	679	125	882	294.0
4. Sam Howell-NC	Fr	4	19	1024	160	1043	260.8
5. Ryan Willis-VT	Sr	3	42	739	127	781	260.3
6. Bryce Perkins-VA	Sr	4	193	843	175	1036	259.0
7. Tommy DeVito-SU	So	4	45	965	173	1010	252.5
8. Trevor Lawrence-CU	So	4	55	925	117	980	245.0
9. Jarren Williams-UM	Fr	4	-49	1027	148	978	244.5
10. Matthew McKay-ST	So	4	68	890	165	958	239.5

SCORING	Cl	G	TD	FG	XPT	2XP	Pts	Pts/G
1. Cam Akers-FS	Jr	4	8	0	0	0	48	12.0
2. AJ Dillon-BC	Jr	4	7	0	0	0	42	10.5
3. Christopher Dunn-ST	So	4	0	8	16	0	40	10.0
Wayne Taulapapa-VA	So	3	5	0	0	0	30	10.0
5. B.T. Potter-CU	So	4	0	5	20	0	35	8.8
6. Jordan Mason-GT	So	3	4	0	0	0	24	8.0
7. Brian Delaney-VA	Jr	4	0	5	16	0	31	7.8
Nick Sciba-WF	So	4	0	4	19	0	31	7.8
9. AJ Reed-DU	Jr	3	0	4	11	0	23	7.7
10. Scotty Washington-WF	Sr	4	5	0	0	0	30	7.5

SCORING (TDs)	Cl	G	TD	Run	Pass	Ret	Pat	Pts	Avg/G
1. Cam Akers-FS	Jr	4	8	6	2	0	0	48	12.0
2. AJ Dillon-BC	Jr	4	7	6	1	0	0	42	10.5
3. Wayne Taulapapa-VA	So	3	5	5	0	0	0	30	10.0
4. Jordan Mason-GT	So	3	4	4	0	0	0	24	8.0
5. Scotty Washington-WF	Sr	4	5	0	5	0	0	30	7.5
Sage Surratt-WF	So	4	5	0	5	0	0	30	7.5
Tutu Atwell-UL	So	4	5	0	5	0	0	30	7.5
DeeJay Dallas-UM	Jr	4	5	5	0	0	0	30	7.5
9. Joe Reed-VA	Sr	4	4	0	3	1	0	24	6.0
Jalon Calhoun-DU	Fr	3	3	0	3	0	0	18	6.0

SCORING (KICK)	Cl	G	PAT	FG	Pts	Avg/G
1. Christopher Dunn-ST	So	4	16-16	8-10	40	10.0
2. B.T. Potter-CU	So	4	20-20	5-7	35	8.8
3. Nick Sciba-WF	So	4	19-19	4-4	31	7.8
Brian Delaney-VA	Jr	4	16-17	5-8	31	7.8
5. AJ Reed-DU	Jr	3	11-11	4-4	23	7.7
6. Noah Ruggles-NC	So	4	8-8	7-10	29	7.2
7. Ricky Aguayo-FS	Sr	4	18-18	3-6	27	6.8
Bubba Baxa-UM	So	4	12-13	5-9	27	6.8
9. Aaron Boumerhi-BC	Sr	4	17-17	3-5	26	6.5
10. Blanton Creque-UL	Sr	4	16-16	3-4	25	6.2

PUNT RETURN AVG	Cl	G	No.	Yds	TD	Long	Avg/G
1. Thayer Thomas-ST	So	4	7	121	1	76	17.3
2. Sean Riley-SU	Sr	4	5	68	0	31	13.6
3. D.J. Matthews-FS	Jr	3	6	68	0	26	11.3
4. Sage Surratt-WF	So	4	8	76	0	25	9.5
5. Billy Kemp IV-VA	So	3	8	61	0	22	7.6
6. Travis Levy-BC	Jr	4	5	29	0	12	5.8
7. Maurice Ffrench-UP	Sr	4	12	42	0	18	3.5
8. Ahmarean Brown-GT	Fr	3	7	23	0	23	3.3
9. Hezekiah Grimsley-VT	Jr	3	4	11	0	7	2.8

2019 Atlantic Coast Conference  
Individual Statistics Through games of Sep 22, 2019

KICK RETURN AVG	Cl	G	No.	Yds	TD	Long	Avg/G
1. Joe Reed-VA	Sr	4	8	302	1	100	37.8
2. Michael Carter-NC	Jr	4	6	158	0	75	26.3
3. Keyshawn Helton-FS	So	4	7	170	0	49	24.3
4. Michael Carter II-DU	Jr	3	6	140	0	31	23.3
5. Travis Levy-BC	Jr	4	13	290	0	41	22.3
6. Keyon Lesane-ST	Fr	4	7	136	0	22	19.4
7. Sean Riley-SU	Sr	4	7	125	0	25	17.9

ALL PURPOSE	Cl	G	Rush	Rcv	PR	KR	Yds	Avg/G
1. Cam Akers-FS	Jr	4	499	97	0	0	596	149.0
2. Sage Surratt-WF	So	4	0	484	76	0	560	140.0
3. Joe Reed-VA	Sr	4	22	215	0	302	539	134.8
4. AJ Dillon-BC	Jr	4	468	69	0	0	537	134.2
5. Travis Etienne-CU	Jr	4	395	87	0	0	482	120.5
6. Michael Carter-NC	Jr	4	220	62	0	158	440	110.0
7. Moe Neal-SU	Sr	4	281	158	0	0	439	109.8
8. Javian Hawkins-UL	Fr	4	390	0	10	37	437	109.2
9. Tobias Oliver-GT	So	3	196	0	0	112	308	102.7
10. Maurice Ffrench-UP	Sr	4	11	285	42	69	407	101.8

PUNTING	Cl	G	No.	Yds	Lg	I20	50+	TB	Avg.
1. Oscar Bradburn-VT	Jr	3	13	651	69	5	7	2	50.1
2. Sterling Hofrichter-SU	Sr	4	25	1181	65	13	11	1	47.2
3. Trenton Gill-ST	So	4	14	658	61	2	6	3	47.0
4. Dom Maggio-WF	Sr	4	19	864	58	5	6	6	45.5
5. Louis Hedley-UM	So	4	13	584	59	5	3	0	44.9
6. Kirk Christodoulou-UP	So	4	21	941	62	9	6	0	44.8
7. Will Spiers-CU	Jr	4	14	596	64	3	2	2	42.6
8. Tommy Martin-FS	So	3	15	636	59	6	2	0	42.4
9. Mason King-UL	Sr	4	17	718	60	3	2	0	42.2
10. Pressley Harvin-GT	Jr	3	18	754	55	8	4	2	41.9

FIELD GOALS	Cl	G	Made	Att.	Long	Pct.	FG/G
1. Christopher Dunn-ST	So	4	8	10	41	80.0	2.00
2. Noah Ruggles-NC	So	4	7	10	49	70.0	1.75
3. AJ Reed-DU	Jr	3	4	4	50	100.0	1.33
4. B.T. Potter-CU	So	4	5	7	51	71.4	1.25
Brian Delaney-VA	Jr	4	5	8	49	62.5	1.25
Bubba Baxa-UM	So	4	5	9	50	55.6	1.25
7. Nick Sciba-WF	So	4	4	4	32	100.0	1.00
Andre Szmyt-SU	So	4	4	4	45	100.0	1.00
9. Blanton Creque-UL	Sr	4	3	4	43	75.0	0.75
Aaron Bomerhi-BC	Sr	4	3	5	40	60.0	0.75

FIELD GOAL PCT	Cl	G	Made	Att.	Long	Pct.
1. AJ Reed-DU	Jr	3	4	4	50	100.0
Andre Szmyt-SU	So	4	4	4	45	100.0
Nick Sciba-WF	So	4	4	4	32	100.0
4. Christopher Dunn-ST	So	4	8	10	41	80.0
5. Blanton Creque-UL	Sr	4	3	4	43	75.0
6. B.T. Potter-CU	So	4	5	7	51	71.4
7. Noah Ruggles-NC	So	4	7	10	49	70.0
8. Brian Delaney-VA	Jr	4	5	8	49	62.5
9. Aaron Bomerhi-BC	Sr	4	3	5	40	60.0
10. Bubba Baxa-UM	So	4	5	9	50	55.6

PAT KICKING PCT	Cl	G	Made	Att.	Pct.
1. B.T. Potter-CU	So	4	20	20	100.0
Nick Sciba-WF	So	4	19	19	100.0
Ricky Aguayo-FS	Sr	4	18	18	100.0
Aaron Bomerhi-BC	Sr	4	17	17	100.0
Christopher Dunn-ST	So	4	16	16	100.0
Blanton Creque-UL	Sr	4	16	16	100.0
Brian Johnson-VT	Jr	3	11	11	100.0
AJ Reed-DU	Jr	3	11	11	100.0
Alex Kessman-UP	Jr	4	10	10	100.0
Noah Ruggles-NC	So	4	8	8	100.0

2019 Atlantic Coast Conference  
Individual Statistics Through games of Sep 22, 2019

TACKLES (All positions)								SACKS							
	Cl	G	Pos	Solo	Ast	Total	Avg/G		Cl	G	Pos	Solo	Ast	Total	Avg/G
1. Justin Strnad-WF	Sr	4	LB	21	19	40	10.0	1. Jaylen Twyman-UP	So	4	DL	5	1	5.5	1.38
2. Dylan Singleton-DU	Sr	3	S	17	11	28	9.3	2. Jordan Mack-VA	Sr	4	LB	4	2	5.0	1.25
3. Max Richardson-BC	Jr	4	LB	22	14	36	9.0	3. Carlos Basham, Jr.-WF	Jr	4	DL	4	1	4.5	1.12
Rayshard Ashby-VT	Jr	3	LB	12	15	27	9.0	4. Tomon Fox-NC	Jr	4	LB	3	1	3.5	0.88
5. Myles Dorn-NC	Sr	4	DB	18	16	34	8.5	Deslin Alexandre-UP	So	4	DL	3	1	3.5	0.88
6. Isaiah Simmons-CU	Jr	4	LB	21	12	33	8.2	Cory Durden-FS	So	4	DT	2	3	3.5	0.88
7. Lakiem Williams-SU	Sr	4	LB	15	17	32	8.0	7. Greg Rousseau-UM	Fr	4	DL	3	0	3.0	0.75
Koby Quansah-DU	Sr	3	LB	10	14	24	8.0	Marvin Wilson-FS	Jr	4	DT	2	2	3.0	0.75
9. Tanner Ingle-ST	So	4	S	19	12	31	7.8	Noah Taylor-VA	So	4	LB	3	0	3.0	0.75
Mike Palmer-BC	Jr	4	DB	19	12	31	7.8	Charles Snowden-VA	Jr	4	LB	2	2	3.0	0.75
11. Dax Hollifield-VT	So	3	LB	4	18	22	7.3	11. Lakiem Williams-SU	Sr	4	LB	2	1	2.5	0.62
David Curry-GT	Jr	3	LB	10	12	22	7.3	12. Kylan Johnson-UP	Sr	4	LB	2	0	2.0	0.50
13. Zane Zandier-VA	Jr	4	LB	13	16	29	7.2	Justin Strnad-WF	Sr	4	LB	2	0	2.0	0.50
Jeremiah Gemmel-NC	So	4	LB	13	16	29	7.2	Trajan Bandy-UM	Jr	4	DB	2	0	2.0	0.50
Jordan Mack-VA	Sr	4	LB	16	13	29	7.2	Isaiah Simmons-CU	Jr	4	LB	2	0	2.0	0.50
16. Hamsah Nasirildeen-FS	Jr	4	DB	19	9	28	7.0	James Skalski-CU	Jr	4	LB	1	2	2.0	0.50
Charles Snowden-VA	Jr	4	LB	14	14	28	7.0	Carlos Becker-FS	Jr	4	DB	2	0	2.0	0.50
Gurvan Hall, Jr.-UM	So	4	DB	13	15	28	7.0	Rodjay Burns-UL	Jr	4	LB	2	0	2.0	0.50
Charlie Thomas-GT	So	3	LB	15	6	21	7.0	19. Emmanuel Belmar-VT	Jr	3	DL	1	2	2.0	0.67
20. Chazz Surratt-NC	Jr	4	LB	10	17	27	6.8	20. Xavier Lyas-ST	So	4	DE	2	0	2.0	0.50
Khane Pass-UL	Sr	4	DB	20	7	27	6.8								
Paris Ford-UP	So	4	DB	16	11	27	6.8								
23. Dontavious Jackson-FS	Sr	4	LB	15	11	26	6.5								
Shaq Quarterman-UM	Sr	4	LB	12	14	26	6.5								
25. Andre Cisco-SU	So	3	DB	10	9	19	6.3								
26. Chad Smith-CU	Sr	4	LB	10	15	25	6.2								
C.J. Avery-UL	Jr	4	LB	15	10	25	6.2								
Stanford Samuels-FS	Jr	4	DB	17	8	25	6.2								
Joey Blount-VA	Jr	4	S	14	11	25	6.2								
30. Myles Wolfolk-NC	Jr	4	DB	16	8	24	6.0								
Chris Ingram-ST	Jr	4	CB	21	3	24	6.0								
Aaron Crawford-NC	Sr	4	DL	13	11	24	6.0								
Tariq Carpenter-GT	Jr	3	DB	17	1	18	6.0								
Reggie Floyd-VT	Sr	3	DB	8	10	18	6.0								
35. Mehdi El Attrach-BC	Sr	4	DB	13	10	23	5.8								
36. Chamarr Conner-VT	So	3	DB	14	3	17	5.7								
37. Joe Sparacio-BC	Fr	4	LB	6	16	22	5.5								
Marvin Wilson-FS	Jr	4	DT	10	12	22	5.5								
Evan Foster-SU	Sr	4	DB	9	13	22	5.5								
40. Rodjay Burns-UL	Jr	4	LB	16	5	21	5.2								
Damar Hamlin-UP	Sr	4	DB	16	5	21	5.2								
James Skalski-CU	Jr	4	LB	8	13	21	5.2								
43. Russ Yeast-UL	Jr	4	DB	14	6	20	5.0								
Ryan Smenda, Jr.-WF	So	4	LB	9	11	20	5.0								
Jermaine Waller-VT	So	3	DB	11	4	15	5.0								
Michael Carter II-DU	Jr	3	S	9	6	15	5.0								
Leonard Johnson-DU	So	3	CB	11	4	15	5.0								
Kaleb Oliver-GT	So	3	DB	9	6	15	5.0								
Levonta Taylor-FS	Sr	3	DB	8	7	15	5.0								
50. Andrew Armstrong-SU	Sr	4	LB	11	8	19	4.8								

2019 Atlantic Coast Conference  
Individual Statistics Through games of Sep 22, 2019

PASSES DEFENDED		Cl	G	BrUp	Int.	Total	Avg/G
1.	Caleb Farley-VT	So	3	4	1	5	1.67
2.	Damarri Mathis-UP	Jr	4	6	0	6	1.50
3.	Tre Swilling-GT	So	3	3	1	4	1.33
4.	Chris Ingram-ST	Jr	4	3	2	5	1.25
5.	Christopher Fredrick-SU	Sr	4	3	1	4	1.00
	Asante Samuel-FS	So	4	3	1	4	1.00
	Andre Cisco-SU	So	3	1	2	3	1.00
	Amari Henderson-WF	Sr	4	3	1	4	1.00
	Nolan Turner-CU	Jr	4	4	0	4	1.00
	Trajan Bandy-UM	Jr	4	4	0	4	1.00
	Justin Strnad-WF	Sr	4	3	1	4	1.00
	Ifeatu Melifonwu-SU	So	3	2	1	3	1.00
	Dominique Ross-NC	Sr	3	3	0	3	1.00
	Bryce Hall-VA	Sr	4	4	0	4	1.00
	Nick Grant-VA	Jr	4	3	1	4	1.00
16.	Gilbert Frierson-UM	Fr	4	3	0	3	0.75
	Tanner Muse-CU	Sr	4	1	2	3	0.75
	Trey Morrison-NC	So	4	3	0	3	0.75
	K.J. Henry-CU	Fr	4	3	0	3	0.75
	Tanner Ingle-ST	So	4	3	0	3	0.75

INTERCEPTIONS		Cl	G	No.	Yds	TD	Long	Avg/G
1.	Myles Wolfolk-NC	Jr	4	3	35	0	42	0.75
2.	Andre Cisco-SU	So	3	2	10	0	10	0.67
3.	Tanner Muse-CU	Sr	4	2	13	0	13	0.50
	Chris Ingram-ST	Jr	4	2	0	0	0	0.50
5.	Tre Swilling-GT	So	3	1	41	0	41	0.33
	David Curry-GT	Jr	3	1	8	0	8	0.33
	Ifeatu Melifonwu-SU	So	3	1	0	0	0	0.33
	Levonta Taylor-FS	Sr	3	1	0	0	0	0.33
	Jermaine Waller-VT	So	3	1	0	0	0	0.33
	Kaleb Oliver-GT	So	3	1	-2	0	0	0.33

FUMBLES FORCED		Cl	G	No.	Avg/G
1.	Hamsah Nasirildeen-FS	Jr	4	3	0.75
2.	Charlie Thomas-GT	So	3	2	0.67
3.	Phil Campbell-UP	Jr	4	2	0.50
4.	Juanyeh Thomas-GT	So	3	1	0.33
	Dax Hollifield-VT	So	3	1	0.33
	Kaleb Oliver-GT	So	3	1	0.33
	Leonard Johnson-DU	So	3	1	0.33
	Tariq Carpenter-GT	Jr	3	1	0.33
	Tre Hornbuckle-DU	Sr	3	1	0.33
	Edgar Cerenord-DU	Sr	3	1	0.33

FUMBLES RECOVERED		Cl	G	No.	Avg/G
1.	Tre Hornbuckle-DU	Sr	3	1	0.33
	Rocky Shelton II-DU	Fr	3	1	0.33
	Xavier Kelly-CU	Jr	3	1	0.33
	Justice Dingle-GT	Fr	3	1	0.33
	Dylan Singleton-DU	Sr	3	1	0.33
	David Curry-GT	Jr	3	1	0.33
	DaShawn Crawford-VT	Jr	3	1	0.33
	T.K. Chimedza-GT	Fr	3	1	0.33
9.	Anthony Johnson-UL	So	4	1	0.25
	Rodjay Burns-UL	Jr	4	1	0.25



**2019 Atlantic Coast Conference  
Conference Team Game Highs Through games of Sep 22, 2019**

**TEAM HIGHS (highest totals made by)**

Points	63	Miami vs BETHUNE-COOKMAN (Sep 14, 2019)
	52	Clemson vs GEORGIA TECH (Aug 29, 2019)
	52	Virginia vs WILLIAM & MARY (Sep 06, 2019)
	52	Clemson vs CHARLOTTE (Sep 21, 2019)
	52	Syracuse vs WESTERN MICHIGAN (Sep 21, 2019)
Points scored kicking	12	Virginia at Pitt (8/31/19) [3fg,3pat]
Touchdowns	9	Miami vs BETHUNE-COOKMAN (Sep 14, 2019)
	7	Clemson vs GEORGIA TECH (Aug 29, 2019)
	7	Virginia vs WILLIAM & MARY (Sep 06, 2019)
	7	Clemson vs CHARLOTTE (Sep 21, 2019)
	7	Syracuse vs WESTERN MICHIGAN (Sep 21, 2019)
	7	Wake Forest vs ELON (Sep 21, 2019)
Total offense yards	632	Clemson vs GEORGIA TECH (Aug 29, 2019) [411r,221p]
	612	Clemson at Syracuse (Sep 14, 2019) [221r,391p]
Total offense plays	105	Wake Forest vs UTAH STATE (Aug 30, 2019) [58r,47p]
	90	Duke vs NORTH CAROLINA A&T (Sep 07, 2019) [46r,44p]
	90	Florida State vs ULM (Sep 07, 2019) [50r,40p]
Total offense yards/play	9.2	Louisville vs ECU (Sep 07, 2019) [59-542]
	8.6	Clemson at Syracuse (Sep 14, 2019) [71-612]
Rushing yards	411	Clemson vs GEORGIA TECH (Aug 29, 2019)
	346	Boston College vs RICHMOND (Sep 07, 2019)
Rushing attempts	61	Boston College at Rutgers (Sep 21, 2019)
	58	Wake Forest vs UTAH STATE (Aug 30, 2019)
Yards per rush	8.5	Louisville vs ECU (Sep 07, 2019) [38-322]
	8.4	Clemson vs GEORGIA TECH (Aug 29, 2019) [49-411]
Rushing TDs	5	Clemson vs GEORGIA TECH (Aug 29, 2019)
	5	Miami vs BETHUNE-COOKMAN (Sep 14, 2019)
Longest rush	96	Wake Forest at Rice (Sep 06, 2019)
	90	Clemson vs GEORGIA TECH (Aug 29, 2019)
Passing yards	401	Wake Forest vs UTAH STATE (Aug 30, 2019)
	393	Wake Forest vs ELON (Sep 21, 2019)
Passing attempts	51	Pitt at Penn State (Sep 14, 2019)
	51	Pitt vs UCF (9/21/19)
Passing TDs	6	Wake Forest vs ELON (Sep 21, 2019)
	4	Virginia Tech at Boston College (Aug 31, 2019)
	4	Duke vs NORTH CAROLINA A&T (Sep 07, 2019)
	4	Louisville vs ECU (Sep 07, 2019)
	4	Duke at Middle Tennessee (Sep 14, 2019)
	4	Miami vs BETHUNE-COOKMAN (Sep 14, 2019)
	4	Syracuse vs WESTERN MICHIGAN (Sep 21, 2019)
Longest pass	87	Clemson at Syracuse (Sep 14, 2019)
	75	Florida State vs BOISE STATE (Aug 31, 2019)
Passes completed	35	Pitt at Penn State (Sep 14, 2019)
	34	Wake Forest vs UTAH STATE (Aug 30, 2019)
Had intercepted	3	Virginia Tech at Boston College (Aug 31, 2019)
	3	Virginia vs WILLIAM & MARY (Sep 06, 2019)
Pass completion pct	88.9	Duke at Middle Tennessee (Sep 14, 2019) [24-27]
	81.0	Virginia Tech vs FURMAN (Sep 14, 2019) [17-21]
Passing yards/attempt	12.8	Louisville vs WKU (Sep 14, 2019) [16-205]
	11.7	North Carolina vs MIAMI (Sep 07, 2019) [25-292]
Yards per catch	20.5	Louisville vs WKU (Sep 14, 2019) [10-205]
	19.6	Georgia Tech at Clemson (Aug 29, 2019) [7-137]
Field goal attempts	4	North Carolina vs South Carolina (Aug 31, 2019)
	4	Virginia at Pitt (8/31/19)
	4	Miami at North Carolina (Sep 07, 2019)

**2019 Atlantic Coast Conference  
Team Game Highs Through games of Sep 22, 2019**

Field goals made	3	North Carolina vs South Carolina (Aug 31, 2019)
	3	Virginia at Pitt (8/31/19)
Longest field goal	53	Florida State at Virginia (Sep 14, 2019)
	51	Clemson vs GEORGIA TECH (Aug 29, 2019)
Field goal pct	100.0	NC State vs EAST CAROLINA (Aug 31, 2019) [2-2]
	100.0	Wake Forest at Rice (Sep 06, 2019) [2-2]
	100.0	NC State vs WESTERN CAROLINA (Sep 07, 2019) [2-2]
	100.0	Duke at Middle Tennessee (Sep 14, 2019) [2-2]
	100.0	Syracuse vs CLEMSON (Sep 14, 2019) [2-2]
PAT kicks attempted	9	Miami vs BETHUNE-COOKMAN (Sep 14, 2019)
PAT kicks made	9	Miami vs BETHUNE-COOKMAN (Sep 14, 2019)
2-point PAT attempts	1	North Carolina vs South Carolina (Aug 31, 2019)
	1	Miami at North Carolina (Sep 07, 2019)
	1	North Carolina vs MIAMI (Sep 07, 2019)
	1	North Carolina at Wake Forest (Sep 13, 2019)
	1	Georgia Tech vs THE CITADEL (Sep 14, 2019)
	1	Virginia vs FLORIDA STATE (Sep 14, 2019)
	1	Boston College at Rutgers (Sep 21, 2019)
2-point PATs made	1	North Carolina vs South Carolina (Aug 31, 2019)
	1	North Carolina vs MIAMI (Sep 07, 2019)
	1	North Carolina at Wake Forest (Sep 13, 2019)
	1	Georgia Tech vs THE CITADEL (Sep 14, 2019)
	1	Virginia vs FLORIDA STATE (Sep 14, 2019)
Punts	10	North Carolina at Wake Forest (Sep 13, 2019)
Longest punt	69	Virginia Tech vs OLD DOMINION (Sep 07, 2019)
Yards punted	470	Syracuse vs CLEMSON (Sep 14, 2019) [9-470]
Punting avg	56.7	Virginia Tech vs OLD DOMINION (Sep 07, 2019) [3-170]
	52.2	Syracuse vs CLEMSON (Sep 14, 2019) [9-470]
Punt returns	7	Pitt vs OHIO (9/7/19)
Punt return yards	112	NC State vs BALL STATE (Sep 21, 2019)
Punt return avg	37.3	NC State vs BALL STATE (Sep 21, 2019) [3-112]
	16.0	Florida State vs ULM (Sep 07, 2019) [2-32]
Punt return TDs	1	NC State vs BALL STATE (Sep 21, 2019)
	1	Pitt vs UCF (9/21/19)
Longest punt return	76	NC State vs BALL STATE (Sep 21, 2019)
Kick returns	8	Boston College vs KANSAS (Sep 13, 2019)
Kick return yards	203	Boston College vs KANSAS (Sep 13, 2019)
Kick return avg	39.2	Georgia Tech vs THE CITADEL (Sep 14, 2019) [4-157]
	37.8	Virginia vs WILLIAM & MARY (Sep 06, 2019) [4-151]
Longest kick return	100	Virginia vs WILLIAM & MARY (Sep 06, 2019)
	75	North Carolina vs APPALACHIAN STATE (Sep 21, 2019)
Kick return TDs	1	Virginia vs WILLIAM & MARY (Sep 06, 2019)
Interceptions	3	Wake Forest vs UTAH STATE (Aug 30, 2019)
	3	Boston College vs VIRGINIA TECH (Aug 31, 2019)
Interception return yds	85	Virginia vs WILLIAM & MARY (Sep 06, 2019)
Interception return avg	30.5	Syracuse vs CLEMSON (Sep 14, 2019) [2-61]
	20.5	Miami vs Florida (Aug 24, 2019) [2-41]
Longest interception rtn	85	Virginia vs WILLIAM & MARY (Sep 06, 2019)
Interception return TDs	1	Virginia vs WILLIAM & MARY (Sep 06, 2019)
	1	Clemson vs CHARLOTTE (Sep 21, 2019)
	1	Virginia vs OLD DOMINION (Sep 21, 2019)
Fumbles lost	3	Louisville vs ND (Sep 02, 2019)
Fumbles recovered	3	Syracuse vs WESTERN MICHIGAN (Sep 21, 2019)
Sacked by opp	10	Miami vs Florida (Aug 24, 2019)
QB sacks	8	Syracuse at Liberty (Aug 31, 2019)
	8	Clemson at Syracuse (Sep 14, 2019)

**2019 Atlantic Coast Conference  
Team Game Highs Through games of Sep 22, 2019**

Turnovers committed	5	Virginia Tech at Boston College (Aug 31, 2019)
Turnovers caused	5	Boston College vs VIRGINIA TECH (Aug 31, 2019)
Kicks blocked	2	North Carolina vs MIAMI (Sep 07, 2019)
First downs	32	NC State vs WESTERN CAROLINA (Sep 07, 2019)
	32	Wake Forest vs ELON (Sep 21, 2019)
1st downs rushing	20	Clemson vs GEORGIA TECH (Aug 29, 2019)
	20	NC State vs WESTERN CAROLINA (Sep 07, 2019)
1st downs passing	19	Duke vs NORTH CAROLINA A&T (Sep 07, 2019)
	18	Wake Forest vs UTAH STATE (Aug 30, 2019)
1st downs by penalty	6	Georgia Tech vs USF (Sep 06, 2019)
	5	Miami vs Florida (Aug 24, 2019)
	5	Virginia vs FLORIDA STATE (Sep 14, 2019)
	5	Florida State at Virginia (Sep 14, 2019)
	5	Pitt vs UCF (9/21/19)
Penalties	14	Miami vs Florida (Aug 24, 2019)
	13	Miami vs CENTRAL MICHIGAN (Sep 21, 2019)
Penalties yards	118	Miami vs Florida (Aug 24, 2019)
	108	Florida State vs ULM (Sep 07, 2019)

**2019 Atlantic Coast Conference  
Conference Individual Game Highs Through games of Sep 22, 2019**

**INDIVIDUAL PLAYER GAME HIGHS**

Points scored	18	Travis Etienne (Clemson) vs GEORGIA TECH (Aug 29, 2019)
	18	AJ Dillon (Boston College) vs RICHMOND (Sep 07, 2019)
	18	Cam Akers (Florida State) vs ULM (Sep 07, 2019)
	18	Tutu Atwell (Louisville) vs WKU (Sep 14, 2019)
	18	DeeJay Dallas (Miami) vs BETHUNE-COOKMAN (Sep 14, 2019)
	18	Wayne Taulapapa (Virginia) vs FLORIDA STATE (Sep 14, 2019)
	18	Cam Akers (Florida State) vs LOUISVILLE (Sep 21, 2019)
Touchdowns	3	Travis Etienne (Clemson) vs GEORGIA TECH (Aug 29, 2019)
	3	AJ Dillon (Boston College) vs RICHMOND (Sep 07, 2019)
	3	Cam Akers (Florida State) vs ULM (Sep 07, 2019)
	3	Tutu Atwell (Louisville) vs WKU (Sep 14, 2019)
	3	DeeJay Dallas (Miami) vs BETHUNE-COOKMAN (Sep 14, 2019)
	3	Wayne Taulapapa (Virginia) vs FLORIDA STATE (Sep 14, 2019)
	3	Cam Akers (Florida State) vs LOUISVILLE (Sep 21, 2019)
TD responsibility	5	Quentin Harris (Duke) vs NORTH CAROLINA A&T (Sep 07, 2019) [1r,4p]
	5	Tommy DeVito (Syracuse) vs WESTERN MICHIGAN (Sep 21, 2019) [1r,4p]
	5	Jamie Newman (Wake Forest) vs ELON (Sep 21, 2019) [0r,5p]
Points scored kicking	12	Brian Delaney (Virginia) at Pitt (8/31/19) [3fg,3pat]
Total offense yards	437	Jamie Newman (Wake Forest) vs UTAH STATE (Aug 30, 2019) [36r,401p]
	437	Trevor Lawrence (Clemson) at Syracuse (Sep 14, 2019) [42r,395p]
Total offense plays	68	Jamie Newman (Wake Forest) vs UTAH STATE (Aug 30, 2019) [21r,47p]
	60	Ryan Willis (Virginia Tech) at Boston College (Aug 31, 2019) [13r,47p]
	60	Kenny Pickett (Pitt) at Penn State (Sep 14, 2019) [9r,51p]
Total offense yards/play	30.7	Zay Flowers (Boston College) vs RICHMOND (Sep 07, 2019) [3-92]
	19.4	Malik Cunningham (Louisville) vs ECU (Sep 07, 2019) [5-97]
Rushing yards	205	Travis Etienne (Clemson) vs GEORGIA TECH (Aug 29, 2019)
	193	Cam Akers (Florida State) vs ULM (Sep 07, 2019)
Rushing attempts	36	Cam Akers (Florida State) vs ULM (Sep 07, 2019)
	32	AJ Dillon (Boston College) at Rutgers (Sep 21, 2019)
Yards per rush	30.7	Zay Flowers (Boston College) vs RICHMOND (Sep 07, 2019) [3-92]
	18.2	Malik Cunningham (Louisville) vs ECU (Sep 07, 2019) [4-73]
Rushing TDs	3	Travis Etienne (Clemson) vs GEORGIA TECH (Aug 29, 2019)
	3	DeeJay Dallas (Miami) vs BETHUNE-COOKMAN (Sep 14, 2019)
	3	Wayne Taulapapa (Virginia) vs FLORIDA STATE (Sep 14, 2019)
	3	Cam Akers (Florida State) vs LOUISVILLE (Sep 21, 2019)
Longest rush	96	Kenneth Walker (Wake Forest) at Rice (Sep 06, 2019)
	90	Travis Etienne (Clemson) vs GEORGIA TECH (Aug 29, 2019)
Passing yards	401	Jamie Newman (Wake Forest) vs UTAH STATE (Aug 30, 2019)
	395	Trevor Lawrence (Clemson) at Syracuse (Sep 14, 2019)
Passing attempts	51	Kenny Pickett (Pitt) at Penn State (Sep 14, 2019)
	48	Matthew McKay (NC State) at West Virginia (Sep 14, 2019)
Passing TDs	5	Jamie Newman (Wake Forest) vs ELON (Sep 21, 2019)
	4	Ryan Willis (Virginia Tech) at Boston College (Aug 31, 2019)
	4	Quentin Harris (Duke) vs NORTH CAROLINA A&T (Sep 07, 2019)
	4	Jawon Pass (Louisville) vs ECU (Sep 07, 2019)
	4	Quentin Harris (Duke) at Middle Tennessee (Sep 14, 2019)
	4	Tommy DeVito (Syracuse) vs WESTERN MICHIGAN (Sep 21, 2019)
Longest pass	87	Trevor Lawrence (Clemson) at Syracuse (Sep 14, 2019)
	75	James Blackman (Florida State) vs BOISE STATE (Aug 31, 2019)
Passes completed	35	Kenny Pickett (Pitt) at Penn State (Sep 14, 2019)
	34	Jamie Newman (Wake Forest) vs UTAH STATE (Aug 30, 2019)
Had intercepted	3	Ryan Willis (Virginia Tech) at Boston College (Aug 31, 2019)
Pass completion pct	100.0	Michael Kern (Wake Forest) vs ELON (Sep 21, 2019) [5-5]
	90.0	Brennan Armstrong (Virginia) vs WILLIAM & MARY (Sep 06, 2019) [9-10]

**2019 Atlantic Coast Conference  
Individual Game Highs Through games of Sep 22, 2019**

Pass yards/attempt	28.7	Evan Conley (Louisville) vs WKU (Sep 14, 2019) [3-86]
	12.8	Alex Hornibrook (Florida State) vs LOUISVILLE (Sep 21, 2019) [20-255]
Pass yards/catch	43.0	Evan Conley (Louisville) vs WKU (Sep 14, 2019) [2-86]
	17.0	Alex Hornibrook (Florida State) vs LOUISVILLE (Sep 21, 2019) [15-255]
	17.0	Chase Brice (Clemson) vs CHARLOTTE (Sep 21, 2019) [5-85]
	17.0	Ryan Willis (Virginia Tech) vs OLD DOMINION (Sep 07, 2019) [16-272]
Receiving yards	169	Sage Surratt (Wake Forest) vs NORTH CAROLINA (Sep 13, 2019)
	158	Sage Surratt (Wake Forest) vs UTAH STATE (Aug 30, 2019)
	158	Scotty Washington (Wake Forest) at Rice (Sep 06, 2019)
Receptions	12	Emeka Emezie (NC State) at West Virginia (Sep 14, 2019)
	12	Taysir Mack (Pitt) at Penn State (Sep 14, 2019)
Yards per catch	45.5	Zay Flowers (Boston College) vs VIRGINIA TECH (Aug 31, 2019) [2-91]
	36.5	Tamorriion Terry (Florida State) vs LOUISVILLE (Sep 21, 2019) [2-73]
Receiving TDs	3	Tutu Atwell (Louisville) vs WKU (Sep 14, 2019)
	2	Scotty Washington (Wake Forest) at Rice (Sep 06, 2019)
	2	Jalon Calhoun (Duke) vs NORTH CAROLINA A&T (Sep 07, 2019)
	2	Trishton Jackson (Syracuse) at Maryland (Sep 07, 2019)
	2	Marshon Ford (Louisville) vs ECU (Sep 07, 2019)
	2	Aaron Young (Duke) at Middle Tennessee (Sep 14, 2019)
	2	Amari Rodgers (Clemson) at Syracuse (Sep 14, 2019)
	2	Larry Hodges (Miami) vs BETHUNE-COOKMAN (Sep 14, 2019)
	2	Trishton Jackson (Syracuse) vs WESTERN MICHIGAN (Sep 21, 2019)
	2	Aaron Hackett (Syracuse) vs WESTERN MICHIGAN (Sep 21, 2019)
	2	Scotty Washington (Wake Forest) vs ELON (Sep 21, 2019)
	2	Sage Surratt (Wake Forest) vs ELON (Sep 21, 2019)
Longest reception	87	Amari Rodgers (Clemson) at Syracuse (Sep 14, 2019)
	75	Tamorriion Terry (Florida State) vs BOISE STATE (Aug 31, 2019)
Field goal attempts	4	Noah Ruggles (North Carolina) vs South Carolina (Aug 31, 2019)
	4	Brian Delaney (Virginia) at Pitt (8/31/19)
	4	Bubba Baxa (Miami) at North Carolina (Sep 07, 2019)
Field goals made	3	Noah Ruggles (North Carolina) vs South Carolina (Aug 31, 2019)
	3	Brian Delaney (Virginia) at Pitt (8/31/19)
Longest field goal	53	Ricky Aguayo (Florida State) at Virginia (Sep 14, 2019)
	51	B.T. Potter (Clemson) vs GEORGIA TECH (Aug 29, 2019)
Field goal pct	100.0	Christopher Dunn (NC State) vs EAST CAROLINA (Aug 31, 2019) [2-2]
	100.0	Nick Sciba (Wake Forest) at Rice (Sep 06, 2019) [2-2]
	100.0	Christopher Dunn (NC State) vs WESTERN CAROLINA (Sep 07, 2019) [2-2]
	100.0	AJ Reed (Duke) at Middle Tennessee (Sep 14, 2019) [2-2]
	100.0	Andre Szmyt (Syracuse) vs CLEMSON (Sep 14, 2019) [2-2]
PAT kicks attempted	7	B.T. Potter (Clemson) vs GEORGIA TECH (Aug 29, 2019)
	7	Brian Delaney (Virginia) vs WILLIAM & MARY (Sep 06, 2019)
	7	Bubba Baxa (Miami) vs BETHUNE-COOKMAN (Sep 14, 2019)
	7	Andre Szmyt (Syracuse) vs WESTERN MICHIGAN (Sep 21, 2019)
PAT kicks made	7	B.T. Potter (Clemson) vs GEORGIA TECH (Aug 29, 2019)
	7	Brian Delaney (Virginia) vs WILLIAM & MARY (Sep 06, 2019)
	7	Bubba Baxa (Miami) vs BETHUNE-COOKMAN (Sep 14, 2019)
	7	Andre Szmyt (Syracuse) vs WESTERN MICHIGAN (Sep 21, 2019)
PAT kicks pct	100.0	B.T. Potter (Clemson) vs GEORGIA TECH (Aug 29, 2019) [7-7]
	100.0	Brian Delaney (Virginia) vs WILLIAM & MARY (Sep 06, 2019) [7-7]
	100.0	Bubba Baxa (Miami) vs BETHUNE-COOKMAN (Sep 14, 2019) [7-7]
	100.0	Andre Szmyt (Syracuse) vs WESTERN MICHIGAN (Sep 21, 2019) [7-7]
Punts	10	Ben Kiernan (North Carolina) at Wake Forest (Sep 13, 2019)
Yards punted	470	Sterling Hofrichter (Syracuse) vs CLEMSON (Sep 14, 2019) [9-470]

**2019 Atlantic Coast Conference  
Individual Game Highs Through games of Sep 22, 2019**

Longest punt	69	Oscar Bradburn (Virginia Tech) vs OLD DOMINION (Sep 07, 2019)
	66	Oscar Bradburn (Virginia Tech) vs FURMAN (Sep 14, 2019)
Punting avg	56.7	Oscar Bradburn (Virginia Tech) vs OLD DOMINION (Sep 07, 2019) [3-170]
	52.2	Sterling Hofrichter (Syracuse) vs CLEMSON (Sep 14, 2019) [9-470]
Punt returns	7	Maurice Ffrench (Pitt) vs OHIO (9/7/19)
	5	Ahmarean Brown (Georgia Tech) vs USF (Sep 06, 2019)
Punt return yards	80	Thayer Thomas (NC State) vs BALL STATE (Sep 21, 2019)
	60	Sage Surratt (Wake Forest) vs ELON (Sep 21, 2019)
Longest punt return	76	Thayer Thomas (NC State) vs BALL STATE (Sep 21, 2019)
	33	Tutu Atwell (Louisville) vs ECU (Sep 07, 2019)
Punt return TDs	1	Thayer Thomas (NC State) vs BALL STATE (Sep 21, 2019)
	1	Wendell Davis (Pitt) vs UCF (9/21/19)
Punt return avg	40.0	Thayer Thomas (NC State) vs BALL STATE (Sep 21, 2019) [2-80]
	18.0	Tutu Atwell (Louisville) vs ECU (Sep 07, 2019) [2-36]
Kick returns	7	Travis Levy (Boston College) vs KANSAS (Sep 13, 2019)
	5	Keyshawn Helton (Florida State) vs ULM (Sep 07, 2019)
	5	Keyon Lesane (NC State) vs BALL STATE (Sep 21, 2019)
Kick return yards	189	Travis Levy (Boston College) vs KANSAS (Sep 13, 2019)
	135	Keyshawn Helton (Florida State) vs ULM (Sep 07, 2019)
Kick return avg	48.0	Tobias Oliver (Georgia Tech) vs THE CITADEL (Sep 14, 2019) [2-96]
	46.5	Terius Wheatley (Virginia Tech) vs OLD DOMINION (Sep 07, 2019) [2-93]
Longest kick return	100	Joe Reed (Virginia) vs WILLIAM & MARY (Sep 06, 2019)
	75	Michael Carter (North Carolina) vs APPALACHIAN STATE (Sep 21, 2019)
Kick return TDs	1	Joe Reed (Virginia) vs WILLIAM & MARY (Sep 06, 2019)
Combined PR/KR yards	189	Travis Levy (Boston College) vs KANSAS (Sep 13, 2019) [0pr-189kr]
	135	Keyshawn Helton (Florida State) vs ULM (Sep 07, 2019) [0pr-135kr]
Interceptions	2	Myles Wolfolk (North Carolina) vs South Carolina (Aug 31, 2019)
Interception return yds	85	Nick Grant (Virginia) vs WILLIAM & MARY (Sep 06, 2019)
	66	K'Von Wallace (Clemson) vs CHARLOTTE (Sep 21, 2019)
Interception return avg	16.5	Myles Wolfolk (North Carolina) vs South Carolina (Aug 31, 2019) [2-33]
Longest interception rtn	85	Nick Grant (Virginia) vs WILLIAM & MARY (Sep 06, 2019)
	66	K'Von Wallace (Clemson) vs CHARLOTTE (Sep 21, 2019)
Interception return TDs	1	Nick Grant (Virginia) vs WILLIAM & MARY (Sep 06, 2019)
	1	K'Von Wallace (Clemson) vs CHARLOTTE (Sep 21, 2019)
	1	Zane Zandier (Virginia) vs OLD DOMINION (Sep 21, 2019)
All-purpose yards	248	Cam Akers (Florida State) vs ULM (Sep 07, 2019)
	208	Travis Etienne (Clemson) vs GEORGIA TECH (Aug 29, 2019)
Tackles	15.0	Justin Strnad (Wake Forest) vs NORTH CAROLINA (Sep 13, 2019) [6-9]
	15.0	Charles Snowden (Virginia) vs OLD DOMINION (Sep 21, 2019) [6-9]
Sacks	3.0	Tomon Fox (North Carolina) vs MIAMI (Sep 07, 2019) [3-0]
	3.0	Jaylen Twyman (Pitt) vs OHIO (9/7/19) [3-0]
Tackles for loss	4.0	Chris Rumph II (Duke) at Middle Tennessee (Sep 14, 2019) [4-0]
	3.5	Rayshard Ashby (Virginia Tech) at Boston College (Aug 31, 2019) [3-1]
	3.5	Isaiah Simmons (Clemson) at Syracuse (Sep 14, 2019) [3-1]
	3.5	Marvin Wilson (Florida State) vs LOUISVILLE (Sep 21, 2019) [2-3]
	3.5	Charles Snowden (Virginia) vs OLD DOMINION (Sep 21, 2019) [2-3]



**2019 Atlantic Coast Conference  
Individual Stellar Games Through games of Sep 22, 2019**

**200-Yard Rushing Performances**

205 Travis Etienne (Clemson) vs GEORGIA TECH (Aug 29, 2019)

**100-Yard Rushing Performances**

205 Travis Etienne (Clemson) vs GEORGIA TECH (Aug 29, 2019)  
193 Cam Akers (Florida State) vs ULM (Sep 07, 2019)  
151 AJ Dillon (Boston College) vs KANSAS (Sep 13, 2019)  
150 AJ Dillon (Boston College) at Rutgers (Sep 21, 2019)  
125 Kenneth Walker (Wake Forest) at Rice (Sep 06, 2019)  
123 Javian Hawkins (Louisville) vs ECU (Sep 07, 2019)  
123 Moe Neal (Syracuse) vs WESTERN MICHIGAN (Sep 21, 2019)  
122 Javian Hawkins (Louisville) vs ND (Sep 02, 2019)  
119 Zonovan Knight (NC State) vs WESTERN CAROLINA (Sep 07, 2019)  
119 Keshawn King (Virginia Tech) vs FURMAN (Sep 14, 2019)  
116 Cam Akers (Florida State) vs BOISE STATE (Aug 31, 2019)  
112 Cam Akers (Florida State) vs LOUISVILLE (Sep 21, 2019)  
108 DeeJay Dallas (Miami) vs BETHUNE-COOKMAN (Sep 14, 2019)  
107 DeeJay Dallas (Miami) at North Carolina (Sep 07, 2019)  
107 Quentin Harris (Duke) at Middle Tennessee (Sep 14, 2019)  
105 Cade Carney (Wake Forest) vs UTAH STATE (Aug 30, 2019)  
102 Javonte Williams (North Carolina) vs South Carolina (Aug 31, 2019)

**Number of 100-Yard Rushing Performances**

Cam Akers, Florida State - 3  
DeeJay Dallas, Miami - 2  
AJ Dillon, Boston College - 2  
Javian Hawkins, Louisville - 2  
Cade Carney, Wake Forest - 1  
Travis Etienne, Clemson - 1  
Quentin Harris, Duke - 1  
Keshawn King, Virginia Tech - 1  
Zonovan Knight, NC State - 1  
Moe Neal, Syracuse - 1  
Kenneth Walker, Wake Forest - 1  
Javonte Williams, North Carolina - 1

**500-Yard Passing Performances**

None

**400-Yard Passing Performances**

401 Jamie Newman (Wake Forest) vs UTAH STATE (Aug 30, 2019)

**300-Yard Passing Performances**

401 Jamie Newman (Wake Forest) vs UTAH STATE (Aug 30, 2019)  
395 Trevor Lawrence (Clemson) at Syracuse (Sep 14, 2019)  
372 Kenny Pickett (Pitt) at Penn State (Sep 14, 2019)

**2019 Atlantic Coast Conference  
Individual Stellar Games Through games of Sep 22, 2019**

351 Jamie Newman (Wake Forest) vs ELON (Sep 21, 2019)  
345 Quentin Harris (Duke) vs NORTH CAROLINA A&T (Sep 07, 2019)  
344 Ryan Willis (Virginia Tech) at Boston College (Aug 31, 2019)  
330 Tommy DeVito (Syracuse) at Maryland (Sep 07, 2019)  
327 James Blackman (Florida State) vs BOISE STATE (Aug 31, 2019)  
323 Sam Howell (North Carolina) vs APPALACHIAN STATE (Sep 21, 2019)  
321 Kenny Pickett (Pitt) vs OHIO (9/7/19)  
312 Jamie Newman (Wake Forest) at Rice (Sep 06, 2019)  
309 Jarren Williams (Miami) at North Carolina (Sep 07, 2019)  
308 Matthew McKay (NC State) vs EAST CAROLINA (Aug 31, 2019)

**Number of 300-Yard Passing Performances**

Jamie Newman, Wake Forest - 3  
Kenny Pickett, Pitt - 2  
James Blackman, Florida State - 1  
Tommy DeVito, Syracuse - 1  
Quentin Harris, Duke - 1  
Sam Howell, North Carolina - 1  
Trevor Lawrence, Clemson - 1  
Matthew McKay, NC State - 1  
Jarren Williams, Miami - 1  
Ryan Willis, Virginia Tech - 1

**200-Yard Receiving Performances**

None

**100-Yard Receiving Performances**

169 Sage Surratt (Wake Forest) vs NORTH CAROLINA (Sep 13, 2019)  
158 Sage Surratt (Wake Forest) vs UTAH STATE (Aug 30, 2019)  
158 Scotty Washington (Wake Forest) at Rice (Sep 06, 2019)  
157 Trishton Jackson (Syracuse) at Maryland (Sep 07, 2019)  
150 Tee Higgins (Clemson) at Syracuse (Sep 14, 2019)  
141 Tutu Atwell (Louisville) vs WKU (Sep 14, 2019)  
141 Trishton Jackson (Syracuse) vs WESTERN MICHIGAN (Sep 21, 2019)  
141 Scotty Washington (Wake Forest) vs ELON (Sep 21, 2019)  
138 Maurice Ffrench (Pitt) vs OHIO (9/7/19)  
133 Dez Fitzpatrick (Louisville) at Florida State (Sep 21, 2019)  
125 Taysir Mack (Pitt) at Penn State (Sep 14, 2019)  
121 Amari Rodgers (Clemson) at Syracuse (Sep 14, 2019)  
112 Sage Surratt (Wake Forest) vs ELON (Sep 21, 2019)  
106 Aaron Young (Duke) at Middle Tennessee (Sep 14, 2019)  
105 Jalon Calhoun (Duke) vs NORTH CAROLINA A&T (Sep 07, 2019)  
103 Emeka Emezie (NC State) at West Virginia (Sep 14, 2019)

**Number of 100-Yard Receiving Performances**

Sage Surratt, Wake Forest - 3  
Trishton Jackson, Syracuse - 2  
Scotty Washington, Wake Forest - 2

**2019 Atlantic Coast Conference  
Individual Stellar Games Through games of Sep 22, 2019**

Tutu Atwell, Louisville - 1  
Jalon Calhoun, Duke - 1  
Emeka Emezie, NC State - 1  
Maurice Ffrench, Pitt - 1  
Dez Fitzpatrick, Louisville - 1  
Tee Higgins, Clemson - 1  
Taysir Mack, Pitt - 1  
Amari Rodgers, Clemson - 1  
Aaron Young, Duke - 1