



LIBERTY FLAMES

2019 FOOTBALL GAME NOTES

@LibertyFootball
@LibertyFootball

Todd Wetmore, Associate AD for Athletics Communications • Cell: (434) 841-8974 • E-mail: twetmore@liberty.edu

GAME 11: LIBERTY AT VIRGINIA

NOV. 23, 2019 / 12:00 PM / SCOTT STADIUM / CHARLOTTESVILLE, VA.



AT



2019 Record:.....6-4
Head Coach:.....Hugh Freeze
Record at Liberty:.....6-4 (1st Year)
Overall Record:.....48-36 (9th Year)

2019 Record:.....7-3, 5-2 ACC
Head Coach:.....Bronco Mendenhall
Record at Virginia:.....23-25 (4th Year)
Overall Record:.....122-68 (15th Year)

THE MATCHUP

32.8	PPG	31.0
225	1st DOWNS	214
142.8 YPG	RUSH	113.3 YPG
300.4 YPG	PASS	255.9 YPG
443.2 YPG	OFFENSE	369.2 YPG
4	INT	10
44	TDs	38
7	FGs	15
27:49	TOP	33:38
424.3 YPG	DEFENSE	316.3 YPG
10	INT	7
28	SACKS	34



STORYLINES

1) Liberty (6-4) will wrap up its four-game road swing with a short jaunt north on Route 29 to face ACC Coastal Division leader Virginia (7-3, 5-2 ACC). Playing at Scott Stadium for the second straight season, the Flames are in search of their first-ever victory over an ACC opponent.

2) Liberty is one win away from bowl eligibility during its first season as a fully bowl-eligible FBS member. One more victory would give the Flames their first 7-win season since 2014.

3) Closing out the only four-game road swing by an FBS team in 2019, Liberty is just 3-8 in road games as an FBS member. The Flames will look to snap Virginia's six-game home winning streak.

4) Senior QB Stephen Calvert is one of two active FBS QBs with 11,000 career passing yards and owns a 23/3 TD to interception ratio this season. He has thrown 281 passes since his last pick on Sept. 7 at Louisiana but struggled during a 149-yard, three-interception outing at Virginia last season.

5) Senior WR Antonio Gandy-Golden ranks No. 2 in the nation with 1,244 receiving yards this season and is 136 yards away from setting a new Liberty single-season receiving record.

6) Redshirt senior DE Jessie Lemonier has recorded 8.5 sacks this season (tied for No. 13 nationally), putting him on the verge of becoming the first Flame ever to record a pair of double-digit sack seasons.



PASSING

STEPHEN CALVERT
201-327
2,941 YARDS
23 TD/3 INT



RECEIVING

ANTONIO GANDY-GOLDEN
64 CATCHES
1,244 YARDS
8 TD



RUSHING

FRANKIE HICKSON
121 CARRIES
637 YARDS
7 TD



DEFENSE

JESSIE LEMONIER
65 TACKLES
12 TFL
8.5 SACKS

2019 SCHEDULE



NO. 22/22 SYRACUSE
Aug. 31 | 6 p.m.
Williams Stadium

L
0-24



at Louisiana
Sept. 7 | 7:30 p.m.
Cajun Field

L
14-35



BUFFALO
Sept. 14 | 6 p.m.
Williams Stadium

W
35-17



HAMPTON
Sept. 21 | 6 p.m.
Williams Stadium

W
62-27



NEW MEXICO
Sept. 28 | 6 p.m.
Williams Stadium

W
17-10



at New Mexico State
Oct. 5 | 8 p.m.
Aggie Memorial Stadium

W
20-13



MAINE
Oct. 19 | 6 p.m.
Williams Stadium

W
59-44



at Rutgers
Oct. 26 | Noon
SHI Stadium

L
34-44



at UMass
Nov. 2 | Noon
McGuirk Alumni Stadium

W
63-21



at BYU
Nov. 9 | 7:30 p.m.
LaVell Edwards Stadium

L
24-31



at Virginia
Nov. 23 | Noon
Scott Stadium

L
24-31



NEW MEXICO STATE
Nov. 30 | 2 p.m.
Williams Stadium

L
24-31

■ - Home

□ - Away

All Times Listed Are Eastern

#RISEWITHUS

<1>

#TOUGHERTOGETHER

18

MONDAY

No Practice
(Players' Day Off)**Coach Freeze Press Conference**
Noon (Carter Tower - Club Level)**Player Media Availability**
12:30 p.m. (Carter Tower - Club Level)**Liberty Flames Football Show**
6-7 p.m. with Hugh Freeze
Weekly Radio Call-In Show
Location: Iron & Ale
(Cornerstone in Lynchburg)

19

TUESDAY

Practice
4-6 p.m.
(Assistant Coaches available in Indoor Practice Facility following conclusion of practice)

20

WEDNESDAY

Practice
4-6 p.m.
(Assistant Coaches available in Indoor Practice Facility following conclusion of practice)

21

THURSDAY

Practice
4-5:45 p.m.
(Coach Freeze and players available in Indoor Practice Facility following conclusion of practice)

22

FRIDAY
Travel Day

23

SATURDAY

Gameday
Liberty at Virginia
Scott Stadium
Noon Eastern**Post Game**
Coach Freeze is available following the game. Players will follow after Coach Freeze.

24

SUNDAY

Practice
4:15-5:15 p.m.
(Closed to Media)

LIBERTY UNIVERSITY INFORMATION

School	Liberty University
Location	Lynchburg, Va.
Founded	1971
Enrollment	15,000
President	Jerry Falwell Jr.
Director of Athletics	Ian McCaw
Founder	Dr. Jerry Falwell
Affiliation	NCAA Division I Football Bowl Subdivision
Nickname	Flames
Mascot	Sparky
Colors	Red, White & Blue
Conference	Independent
Athletics Website	www.LibertyFlames.com
Official Athletics Twitter	@LibertyFlames
Official Athletics Facebook	LibertyFlamesAthletics
Official Athletics Instagram	@LibertyFlames
Official Football Twitter	@LibertyFootball
Official Football Instagram	@LibertyFootball

LIBERTY FOOTBALL COACHING STAFF

Hugh Freeze	Head Coach
Kent Austin	Co-Offensive Coordinator/QB
Maurice Harris	Co-Offensive Coordinator/WR
Ben Aigamaua	Assistant Coach/TE
Bruce Johnson	Assistant Coach/RB
Sam Gregg	Assistant Coach/OL
Scott Symons	Defensive Coordinator/S
Josh Aldridge	Assistant Coach/DL
Rickey Hunley	Assistant Coach/CB
Kyle Pope	Assistant Coach/LB
Tanner Burns	Special Teams Coordinator
Dominic Studzinski	Strength and Conditioning Coach
Jim M. Nichols	Assistant AD/Chief of Staff
Paul Rutigliano	Assistant AD/Director of Football Ops
Kyle DeArmon	Offensive Quality Control
RJ Fleming	Offensive Quality Control
Jordan Cantrell	Defensive Quality Control
Darry Marshall	Defensive Quality Control

GAME INFORMATION - 12:00 P.M. EASTERN KICKOFF

WATCH



Evan Lepler (Play-by-Play)
Dave Archer (Color Analyst)
Abby Labar (Sidelines)
Ken Neal (Producer)

LISTEN



Alan York (Play-by-Play)
Paul Rutigliano (Color Analyst)
Jamie Hall (Sidelines/Pregame Host)
Jordan Riddick (Spotter)
Louis James (Engineer)

MEDIA INFORMATION

The Liberty Athletics Department is served by an athletics communications office staff that works diligently to promote the individual and team accomplishments of student-athletes, coaches and staff. The office members handle all sport and department communications and media relations needs, and work to serve the working media.

Credentials

Requests for season and single-game credentials should be emailed to the appropriate communications representative at least 48 hours prior to the requested event. Due to space limitations, credentials will be issued to full-time journalists from media outlets that cover Liberty Athletics regularly and substantially or to representatives who regularly and customarily perform services for that outlet.

Work-Related Equipment Bags

Members of the media will be allowed to bring work-related equipment bags (laptop computers, radio/TV broadcast equipment, still and video cameras, etc.) through Media entrance near the East Ticket Booth. Work-related equipment bags will be searched by Williams Stadium security.

Postgame Interviews

Postgame interviews are held on the first floor of the Liberty Football Center. Todd Wetmore, Liberty Associate AD for Communications, will ask for requests during the fourth quarter of the contest.

Parking

Liberty University has designated the Yellow lot on University Blvd. (Speakman Lot near the Liberty University Bookstore) as reserved media parking for home football contests. Please contact the Liberty Athletics Communications Office to obtain a parking pass and information on how to access the lot on game day.

Photographers

Liberty University strictly enforces a photo credential approval policy designed to best allocate working credentials for photographers to maximize coverage in a safe, professional working environment. Unfortunately, it is not possible to accommodate all requests. Due to limited space, credentials will generally not be issued to freelance photographers without a specific assignment received in writing from the assigning organization. Photographers are to stay behind the red line that surrounds the playing field and are not allowed in the team box on either sideline at Williams Stadium and are prohibited from going on the field at any time. The designated work area for photographers during the 2019 season is on the second floor of the Williams Stadium Carter Tower.

CollegePressBox.com

CollegePressBox.com is the official media website for Division I football. Access and download weekly game notes, quotes, statistics, media guides, headshots, logos and more for each conference and its member schools. Register for access at collegepressbox.com/register.

FBS INDEPENDENTS

Overall Records			
	W	L	Pct.
Notre Dame	8	2	.800
BYU	6	4	.600
Liberty	6	4	.600
Army	5	6	.455
New Mexico St.	1	9	.100
UMass	1	10	.091

Week 11 Results

Army 63, UMass 7
Ole Miss 41, New Mexico St. 3
BYU 31, Liberty 24
Notre Dame 38, Duke 7

Week 12 Results

Northwestern 45, UMass 6
Army 47, VMI 6
Notre Dame 52, Navy 20
BYU 42, Idaho State 10
New Mexico State 41, UIW 28

Upcoming Schedule

Saturday, Nov. 23

Liberty at Virginia Noon
BYU at UMass Noon
Boston Coll. at Notre Dame 2:30 p.m.
UTEP at N.M. St. 4 p.m.

Saturday, Nov. 30

Notre Dame at Stanford TBA
N.M. St. at Liberty 2 p.m.
BYU at San Diego State 9 p.m.
Army at Hawai'i 11:59 pm

Saturday, Dec. 14

Army at Navy 3 p.m.

Tuesday, Dec. 24

BYU at SoFi Hawai'i Bowl 8 p.m.

"4 DOWNS" WITH THE CAVALIERS

1 Liberty needs one victory in its two remaining games to achieve bowl eligibility for the first time. Meanwhile, Virginia is bowl eligible for the third consecutive season and is poised to make its 21st bowl game appearance in program history. The Flames are in search of their first-ever victory over an ACC foe. Their closest ACC contest to date was a 20-17 loss at Wake Forest on Sept. 1, 2012.

2 Liberty will play at Scott Stadium for the second straight season on Saturday. This is the third venue the Flames have visited in both 2018 and 2019, along with New Mexico State's Aggie Memorial Stadium and UMass' McGuirk Alumni Stadium. In both previous cases, the Flames were victorious this season after losing at the same stadium the previous year. Liberty is not scheduled to return to Scott Stadium until Oct. 14, 2023.

3 Virginia's Joe Reed ranks No. 3 nationally this season with 743 total kickoff return yards. He is averaging 35.4 yards per return and has taken a pair of kickoff returns for TDs. Liberty ranks No. 9 in the nation for kickoff return defense (17.1 yards per return) and has not allowed a single kickoff return of 30+ yards in 2019.

4 The Flames' Stephen Calvert (No. 9 nationally in passing yards) and Antonio Gandy-Golden (No. 2 nationally in receiving yards) are one of four FBS QB/WR duos who both rank among the nation's top 10 this season. They will be tested by a Virginia defense which ranks No. 23 in the nation with 193.5 passing yards allowed per game and limited the Flamees to 149 yards through the air last season.

LAST MEETING WITH VIRGINIA

NOV. 10, 2018
VIRGINIA 45, LIBERTY 24
CHARLOTTESVILLE, VA. (SCOTT STADIUM)

- Liberty was within seven (31-24) midway through the third quarter when a turnover on downs on its own 14-yard line led to a quick Virginia TD which broke the game open.
- The two teams were pretty even in the total offense category (389 yards for Virginia, 354 for Liberty). However, Flames QB Stephen Calvert struggled to a 149-yard day with three interceptions.
- Virginia QB Bryce Perkins threw for two TDs and ran for 89 yards and two more scores.

A LIBERTY WIN WOULD ...

- Achieve bowl eligibility during the Flames' first season as a fully bowl-eligible FBS member.
- Be the Flames' seventh victory of the season, marking their most triumphs in a single year since 2014 (9-5). It would be Liberty's 17th season of 7+ wins in program history.
- Give the Flames their first-ever victory over Virginia and their first-ever triumph over an ACC opponent (in their eighth all-time ACC matchup).
- Improve the Flames' record vs. in-state varsity opponents to 2-0 in 2019, 4-1 as an FBS member and 43-37 all-time.
- Give the Flames three road victories in a season for the first time since 2014, when Liberty went 5-3 away from home.
- Snap Virginia's six-game home winning streak at Scott Stadium, which began with a 45-24 victory over the Flames on Nov. 10, 2018.



2019 UNIFORM TRACKER

The Liberty football program is outfitted by Nike and has 27 different helmet/jersey/pants combinations to choose from during the 2019 season.

Opponent	Helmet	Jersey	Pants
Syracuse	White	Red	White
Louisiana	Blue	White	White
Buffalo	Red	Blue	Red
Hampton	Red	Red	Red
New Mexico	Blue	Blue	White
New Mexico St. (A)	White	White	White
Maine	Blue	Red	Blue
Rutgers	White	White	Blue
UMass	White	White	White
BYU	White	White	Red
Virginia			
New Mexico St. (H)			



ON THIS DATE: Liberty is 1-3 all-time when playing on Nov. 23.

NOV.	Season	Site	LU Coach	W/L/T	Score	Opponent	Opp. Coach
23	1991	Away	Sam Rutigliano	L	19-31	Samford	Terry Bowden
	2001	Home	Ken Karcher	L	7-14	James Madison	Mickey Matthews
	2002	Away	Ken Karcher	L	3-32	Hofstra	Joe Gardi
	2013	Away	Turner Gill	W	56-14	Charleston Southern	Jamey Chadwell



MILESTONE WATCH

1.5: DL Jessie Lemonier needs 1.5 sacks to become the first Flame ever to record a pair of 10-sack seasons. Those 1.5 sacks would also make him the third Flame to post 20+ sacks during his career.

2/59: Two passing TDs would give QB Stephen Calvert 25 for the season, something only he has accomplished previously in program history (29 TDs in 2017.) He is also 59 yards away from his third consecutive 3,000-yard passing season. Liberty QBs had passed for 3,000+ yards a total of three times in the 43 seasons before Calvert joined the team.

6/124: RB Frankie Hickson needs six rushing yards to become the sixth Flame ever to rush for 2,500 career yards and the first to do so since Rashad Jennings (2006-08). With 124 yards, Hickson would move into fifth place on Liberty's career rushing yards chart.

136: WR Antonio Gandy-Golden needs 136 receiving yards to break Darrin Peterson's Liberty single-season record of 1,379 yards set in 2014.

LIBERTY FOOTBALL BY THE NUMBERS

2: The 2019 season is Liberty's second as an FBS member, following 30 seasons of competition at the FCS (1-AA) level.

6: The 2018 Flames went 6-6, becoming the ninth team in NCAA history to win six or more games during its first season of FBS competition.

7: Seven Flames have been selected in the NFL Draft. Most recently, Walt Aikens was taken by the Miami Dolphins in the fourth round of the 2014 Draft.

8: Liberty won eight Big South Conference titles (2007, 2008, 2009, 2010, 2012, 2013, 2014, 2016).

9: Hugh Freeze is Liberty's ninth head coach in program history.

10: Liberty won a program-record 10 games in 2008, finishing at 10-2.

10: Ten Flames have been named CoSIDA Academic All-Americans.

10: Ten 2019 Flames (Elijah Benton, Michael Choro-wicz, Ethan Crawford, Rion Davis, Dontae Duff, Zac Foutz, Frankie Hickson, Sam Isaacson, Damian King and Thomas Sargeant) have completed bachelor's degrees and are currently working toward master's degrees.

13: The Flames have posted a .500 or better record for 13 consecutive seasons (2006-18), going 94-55 during that span.

47: The 2019 campaign is Liberty's 47th football season.

25,000: The seating capacity of Williams Stadium was expanded to 25,000 for the 2018 season. The Flames have welcomed 20,000+ fans to Williams Stadium on seven occasions, including a stadium-record 22,551 for a Sept. 19, 2015 victory over Montana.

END OF THE ROAD

Saturday's contest will wrap up a season-long four-game road swing for the Flames. The road trip began with a 44-34 loss at Rutgers on Oct. 26, continued with a 63-21 triumph at UMass (Nov. 2) and most recently included a 31-24 setback at BYU (Nov. 9).

The Flames, who last played at home on Oct. 19, are the only FBS team who will play four consecutive road contests in 2019.

This marks Liberty's first four-game road trip since a span of four straight road tilts between Sept. 26-Oct. 17, 2015. The Flames went 1-3 during that stretch.

Liberty is 3-8 in road games since joining the FBS level in 2018.

NICE CHANGE OF PACE

Only 68 miles separate Liberty's Williams Stadium and Virginia's Scott Stadium.

By way of comparison, the Flames' first five road games this season (Louisiana, New Mexico State, Rutgers, UMass and BYU) were played an average of 1,175 miles away from Lynchburg.

ACC ANGLE

Liberty is seeking its first win over an ACC opponent, as the Flames own an 0-7 all-time record against conference foes.

0-1 vs. NC State
0-1 vs. North Carolina
0-1 vs. Syracuse
0-1 vs. Virginia
0-1 vs. Virginia Tech
0-2 vs. Wake Forest

This is the first season Liberty will face two ACC foes during the same year, as the Flames opened the year with a 24-0 home loss to Syracuse on Aug. 31.

The Flames are scheduled to face three ACC opponents next season (Virginia Tech, Syracuse and NC State), with all three contests coming on the road.

COMPETING AGAINST THE COMMONWEALTH

Liberty is 42-37 all-time against in-state varsity opponents, including its 62-27 home win over Hampton on Sept. 21.

The Flames are 3-1 versus Commonwealth foes since joining the FBS ranks in 2018 with the lone loss coming last season at Virginia.

Liberty has defeated 10 different in-state foes in program history, including Bridgewater, Ferrum, Hampton, James Madison, Norfolk State, Old Dominion, St. Paul's, Virginia State, Virginia Union and VMI.

The Flames' lone victory over an in-state FBS opponent to date was their 52-10 home triumph over Old Dominion during their inaugural game as an FBS member, Sept. 1, 2018.

MAKING CONNECTIONS

There are a number of connections between Route 29 foes Liberty and Virginia.

Liberty President Jerry Falwell attended law school at Virginia, graduating in 1987.

Liberty Men's Basketball Head Coach Ritchie McKay spent six seasons (2009-10 through 2014-15) as an assistant at Virginia between his two stints as the Flames' head coach.

Virginia QB coach Jason Beck played one season (2002) at Ventura College, which is where Liberty DE Jessie Lemonier and OL Maisen Knight began their collegiate playing careers before transferring to Liberty.

Liberty WR Nicholas Wade transferred to Liberty from Virginia.

Virginia CB Heskin Smith and Liberty WR DJ Stubbs both went to Brunswick High School in Brunswick, Ga.

Virginia WR Ben Hogg and Liberty S Micah Glaize both went to Brookville High School in Lynchburg.

Virginia RB Justin Zollar and Liberty OL Thomas Sargeant both went to Atlee High School in Mechanicsville, Va.

Virginia DB Darrius Barton, WR Chuck Davis, LB Jairus Satiu and Liberty OL Tristan Schultz and RB Domonic Jennings all attended Fork Union Military Academy.

AIR ATTACK

Since the start of the 2012 season (less than eight full seasons), Liberty QBs Josh Woodrum and Stephen Calvert have combined for 27 300-yard passing games.

During the previous 23 seasons (1989-2011), Flames QBs accounted for 27 300-yard passing games.

IT'S BEEN A WHILE

Stephen Calvert has only thrown three interceptions this season, with his most recent pick coming during the first quarter at Louisiana on Sept. 7.

Since then, Calvert is on an FBS-best streak of 281 consecutive passes without being intercepted. The following are the longest active streaks among FBS QBs.

281 Stephen Calvert, Liberty
192 Shai Werts, Georgia Southern
146 Tommy DeVito, Syracuse
112 Mason Fine, North Texas
111 Trevor Lawrence, Clemson
100 Bryce Perkins, Virginia
81 Nate Stanley, Iowa

Calvert has enjoyed quite a turnaround from his 2018 season. He threw 18 interceptions as a junior including a trio at Virginia.

GIVE ME A BREAK

Liberty is just 1-3 when coming off a bye week since the start of the 2017 season. The lone victory came earlier this season versus Maine (Oct. 19).

LIBERTY'S RECORD WHEN ...

	2019	Freeze at LU
Home	4-1	4-1
Road	2-3	2-3
Neutral	0-0	0-0
August	0-1	0-1
September	3-1	3-1
October	2-1	2-1
November	1-1	1-1
December	0-0	0-0
Afternoon	1-1	1-1
Night	5-3	5-3

VERSUS FBS TOP 25

Home	0-1	0-1
Road	0-0	0-0

RECORD WHEN SCORING ...

< 20 points	1-2	1-2
20-29 points	1-1	1-1
30-39 points	1-1	1-1
40+ points	3-0	3-0

RECORD WHEN ALLOWING ...

< 20 points	3-0	3-0
20-29 points	2-1	2-1
30-39 points	0-2	0-2
40+ points	1-1	1-1

RECORD WHEN ...

Margin 1-3 pts.	0-0	0-0
Margin 4-7 pts.	2-1	2-1
Scoring 1st	6-3	6-3
Opp. scores 1st	0-1	0-1
Leading after 1Q	6-1	6-1
Trailing after 1Q	0-1	0-1
Leading at half	6-0	6-0
Trailing at half	0-3	0-3
Leading after 3Q	6-0	6-0
Trailing after 3Q	0-4	0-4
Playing OT	0-0	0-0
Outrushing opp.	4-0	4-0
Being outrushed	2-4	2-4
Outpassing opp.	4-3	4-3
Being outpassed	2-1	2-1
Scoring D/ST TD	2-0	2-0
+ TO margin	3-2	3-2
- TO margin	1-2	1-2
Winning TOP	2-0	2-0
Losing TOP	4-4	4-4
White helmets	2-3	2-3
Blue helmets	2-1	2-1
Red helmets	2-0	2-0
White uni. tops	2-3	2-3
Blue uni. tops	2-0	2-0
Red uni. tops	2-1	2-1
White pants	3-2	3-2
Blue pants	1-1	1-1
Red pants	2-1	2-1

Trends/Streaks

- The Aug. 31 game against Syracuse began Liberty's second season at the FBS level and its first as a fully bowl eligible team.
- The Flames became the 130th FBS team in the country when the NCAA announced Liberty had completed its two-year FBS reclassification process on Aug. 1, 2019.
- Following the Maine win on Oct. 19, Liberty is now 9-2 at home at the FBS level, which includes a 4-0 record against FCS teams.
- Liberty's win at UMass on Nov. 2 was the team's second win in three road contests. Liberty is now 3-8 in road games since moving to the FBS level.
- The UMass win gave the Flames six or more wins in a season for the 14th-straight season (2006-19).
- The BYU game was played in front of a crowd of 54,683 fans, the fourth largest crowd to see a Liberty football game in program history.

Offense

- The Flames finished the BYU game with 431 total offensive yards on 76 plays (5.7 average yards per play), marking the seventh time in the last eight games Liberty has racked up 400 or more total offensive yards.
- Liberty has amassed 400 or more total offensive yards in four-straight games and ranks No. 38 in the country in total offense (443.2 yards per game).
- The Flames showcased their high-powered offense at UMass on Nov. 2, finishing the game with a program record 730 total offensive yards on 77 plays. The record-setting number surpassed Liberty's school record of 692 yards set against Presbyterian College on Oct. 13, 2012.
- Liberty finished the BYU game with 303 passing yards. Liberty has thrown for 300 or more yards in back-to-back games and in six of 10 contests this season.
- Liberty continues to depend heavily on its passing game this season – 67.8 percent of Liberty's total offensive yards in 2019 have come through the air (3,004-of-4,432 yards). The Flames currently rank No. 16 in the country in passing offense (300.4 yards per game).
- The Flames had their second-best showing of the season on the ground against UMass on Nov. 2, rushing for 242 yards and four touchdowns. The game marked the second time this year Liberty has rushed for 200 or more yards in a game (season-high 256 yards against Hampton).
- Liberty had minimal success on the ground during its first three games of 2019 (a combined 214 yards and 2 TDs); however, the Flames have rushed for 1,214 yards and 16 touchdowns during their last seven games (173.2 yards per game/2.3 TDs during the seven-game span).
- The Flames finished the BYU game without throwing an interception, marking the seventh time in the last eight contests without an interception. Liberty currently ranks No. 12 in the country in fewest interceptions in 2019 (4).
- Liberty had its highest third-down conversion total of the season against BYU, finishing the game by converting on 9-of-17 third-down plays. The Flames came into the BYU game con-

- verting on 38.5 percent of their third-down plays (40-of-104).
- The Flames finished the BYU game scoring seven points in the first half and 17 points in the second, marking the first time this season Liberty has scored more points during the second half of the game.
- On the season, Liberty is outscoring opponents 229-122 during the first half and getting outscored 144-99 during the second half.
- The BYU game marked the third game this season Liberty finished a contest without a turnover. Liberty ranks No. 29 in the country in fewest turnovers lost (12).

Defense

- While Liberty's gaudy offensive numbers drew most of the attention from the Nov. 2 performance at UMass, the Flames' defensive unit quietly put together its best showing of the year. The Flames limited UMass to an opponent season-low 240 yards on 64 plays (3.8 yards per play).
- Liberty followed the UMass performance by allowing BYU to rack up 471 total offensive yards on 70 plays (6.7 yards per play), marking the fifth time Liberty has allowed 400 or more offensive yards in 10 games this season.
- BYU finished the game with 306 passing yards, marking the fourth time this year Liberty has surrendered 200 or more passing yards in a game. Currently, the Flames are allowing 231.3 passing yards per game (ranks No. 69 in the country in pass defense).
- The Flames continue to struggle on third-down conversion defense after BYU picked up a first down on 7-of-13 third-down plays. BYU was the seventh opponent this season to finish a game with five or more third-down conversions (Liberty currently ranks No. 101 in the country in third-down conversion defense – 43.8 percent/64-of-146).
- Liberty finished the BYU game with one sack, giving the Flames a sack in all 10 games in 2019. Liberty currently ranks No. 27 in the country in sacks (28/2.80 per game).
- Despite BYU scoring on 3-of-3 drives inside the 20-yard line, Liberty still ranks No. 20 in the country in red zone defense (75.0 percent/27-of-36 drives).
- The Flames recorded their 10th interception of the season against BYU and currently rank No. 27 in the country in total interceptions.

Special Teams

- Liberty had its best punting performance of the season at BYU (49.0 yards per punt) and has averaged 40 or more yards per punt seven times this season. The Flames currently rank No. 36 in the country in net punting (39.73).
- Following the Hampton game where Liberty averaged 45.5 yards per punt, P Aidan Alves and LS Austin Mock were treated to a welcome surprise when head coach Hugh Freeze announced both were being put on scholarship.
- After Liberty had three special teams touchdown returns called back due to penalties against Hampton, Liberty got its first special teams return for a score in 2019 when Shedro Louis returned a kickoff 97 yards for a score during the first quarter against Maine on Oct. 19.

FBS MILESTONE CHECKLIST

1st Game as FBS Team
Sept. 1, 2018 vs. Old Dominion (52-10 win)

1st Win as FBS Team
Sept. 1, 2018 - 52-10 vs. Old Dominion

1st Home Win as FBS Team
Sept. 1, 2018 - 52-10 vs. Old Dominion

1st Road Win as FBS Team
Sept. 29, 2018 - 52-43 at New Mexico

1st Game vs. FBS Opponent
Oct. 14, 1989 at E. Michigan (25-24 win)

1st Home Game vs. FBS Opponent
Sept. 1, 2018 vs. Old Dominion (52-10 win)

1st Win Over FBS Opponent
Oct. 14, 1989 - 25-24 at East. Michigan

1st Home Win Over FBS Opponent
Sept. 1, 2018 - 52-10 vs. Old Dominion

1st Game vs. FBS In-State Opponent
Oct. 5, 2013 at Old Dominion (21-17 loss)

1st Home Game vs. FBS In-State Opponent
Sept. 1, 2018 vs. Old Dominion (52-10 win)

1st Win Over FBS In-State Opponent
Sept. 1, 2018 - 52-10 vs. Old Dominion

1st Home Win Over FBS In-State Opponent
Sept. 1, 2018 - 52-10 vs. Old Dominion

1st Game vs. Power 5 Opponent
Sept. 30, 2006 at Wake Forest (34-14 loss)

1st Home Game vs. Power 5 Opponent
Aug. 31, 2019 vs. Syracuse

1st Win Over Power 5 Opponent
Sept. 2, 2017 - 48-45 at Baylor

1st Home Win Over Power 5 Opponent
Aug. 31, 2019 vs. No. 22/22 Syracuse (24-0 loss)

1st Win Over FBS Top 25 Opponent
Aug. 31, 2019 vs. No. 22/22 Syracuse (24-0 loss)

1st Home Win Over FBS Top 25 Opponent
Aug. 31, 2019 vs. No. 22/22 Syracuse (24-0 loss)

1st Game vs. FBS Top 25 Opponent
Aug. 31, 2019 vs. No. 22/22 Syracuse (24-0 loss)

1st Home Game vs. FBS Top 25 Opponent
Aug. 31, 2019 vs. No. 22/22 Syracuse (24-0 loss)

1st Win Over FBS Top 25 Opponent
Aug. 31, 2019 vs. No. 22/22 Syracuse (24-0 loss)

1st Bowl Game Appearance
Aug. 31, 2019 vs. No. 22/22 Syracuse (24-0 loss)

1st Bowl Game Win
Aug. 31, 2019 vs. No. 22/22 Syracuse (24-0 loss)

1st Winning Season as FBS Team
Aug. 31, 2019 vs. No. 22/22 Syracuse (24-0 loss)

1st FBS Top 25 Appearance
Aug. 31, 2019 vs. No. 22/22 Syracuse (24-0 loss)



KEEPING GOOD COMPANY



Liberty is one of only two FBS programs to return a 3,000-yard passer, 1,000-yard rusher and 1,000-yard receiver from the 2018 season, joining defending national champion Clemson in that club.

QB Stephen Calvert (3,068 yards), RB Frankie Hickson (1,032 yards) and WR Antonio Gandy-Golden (1,037 yards) return to anchor the Flames' offensive attack.

Their counterparts from Clemson include QB Trevor Lawrence (3,280 yards), RB Travis Etienne (1,658 yards) and WR Justyn Ross (1,000 yards).

ONE TO WATCH



A. Gandy-Golden



Senior WR Antonio Gandy-Golden was named to the 2019 Biletnikoff Award Preseason Watch List on July 18. This is the second straight season Gandy-Golden has appeared on the Biletnikoff Award Watch List.

The Biletnikoff Award, which annually recognizes the outstanding FBS receiver in college football, will be presented live on Dec. 12, 2019, on The Home Depot College Football Awards presented by Gildan to be broadcast on ESPN.

Gandy-Golden is off to an outstanding start to his senior season, ranking No. 2 among FBS players for both overall receiving yards (1,244) and receiving yards per game (124.4).

WATCH FOR ME TOO!



S. Calvert



Senior QB Stephen Calvert was named to the 2019 Johnny Unitas Golden Arm Award® preseason watch list on Aug. 20.

The Johnny Unitas Golden Arm Award® is given annually to the top senior or fourth-year junior quarterback set to graduate with their class. The award is presented by the Johnny Unitas Golden Arm Educational Foundation.

Among active FBS QBs, Calvert currently ranks No. 2 in career passing yards (Liberty career-record 11,303) and tied for No. 3 in touchdown passes (Liberty career-record 88).

NEW KID ON THE BLOCK

This summer, Liberty received notification that it has become the 130th fully certified FBS team in the nation, after successfully completing a two-year FBS Reclassification process.

Liberty is now fully eligible for all postseason bowl games.

The Flames will now try to join the following programs as the only teams to appear in a bowl game during their first season of full bowl eligibility after moving up to the FBS level:

Nevada - 1992 (Las Vegas Bowl)

Marshall - 1997 (Motor City Bowl)

Appalachian State - 2015 (Camellia Bowl)

Georgia Southern - 2015 (GoDaddy Bowl)

BOWL AGREEMENTS



2019 - Liberty is in the second and final year of a bowl agreement with the Cure Bowl. The fifth annual Cure Bowl will be played at Orlando City Stadium in Orlando, Fla. Kickoff is set for 2:30 p.m. on Dec. 21, with the game airing live on CBS Sports Network.

2020-25 - Just prior to kickoff of the 2019 season, Liberty and ESPN Events announced a new secondary bowl game agreement for the 2020 to 2025 bowl game cycle. During that six-year span, ESPN Events could place the Flames in one of six bowl games operated by the network:

Boca Raton Bowl (Boca Raton, Fla.)

Camellia Bowl (Montgomery, Ala.)

Famous Idaho Potato Bowl (Boise, Idaho)

Frisco Bowl (Frisco, Texas)

Myrtle Beach Bowl (Conway, S.C.)

New Mexico Bowl (Albuquerque, N.M.)

QUARTERBACKS BEWARE!



J. Lemonier



Redshirt senior DE Jesse Lemonier was one of 37 players named to the Ted Hendricks Award preseason watch list on Aug. 20. The award honors the top defensive end in college football.

Lemonier recorded 13.5 tackles for a loss and 10.0 sacks in 2018, his first season with the Flames. This year, he is tied for No. 13 nationally with 8.5 sacks through the season's first 10 contests.

AP TOP 25 POLL

Rank	Team	Record
1.	LSU (54)	10-0
2.	Ohio State (5)	10-0
3.	Clemson (3)	11-0
4.	Georgia	9-1
5.	Alabama	9-1
6.	Oregon	9-1
7.	Utah	9-1
8.	Oklahoma	9-1
9.	Penn State	9-1
10.	Florida	9-2
11.	Minnesota	9-1
12.	Michigan	8-2
13.	Baylor	9-1
14.	Wisconsin	8-2
15.	Notre Dame	8-2
16.	Auburn	7-3
17.	Cincinnati	9-1
18.	Memphis	9-1
19.	Iowa	7-3
20.	Boise State	9-1
21.	SMU	9-1
22.	Oklahoma State	7-3
23.	Appalachian State	9-1
24.	Texas A&M	7-3
25.	Virginia Tech	7-3

Others receiving votes: Indiana 47, Iowa State 31, **Virginia 23**, Navy 13, Air Force 12, Pittsburgh 9, San Diego State 7, USC 6, Washington 6, Texas 4, Illinois 1, North Dakota State 1

USA TODAY COACHES TOP 25 POLL

Rank	Team	Record
1.	LSU (55)	10-0
2.	Ohio State (6)	10-0
3.	Clemson (4)	11-0
4.	Georgia	9-1
5.	Alabama	9-1
6.	Oregon	9-1
7.	Oklahoma	9-1
8.	Utah	9-1
9.	Penn State	9-1
10.	Florida	9-2
11.	Minnesota	9-1
12.	Michigan	8-2
13.	Baylor	9-1
14.	Wisconsin	8-2
15.	Notre Dame	8-2
16.	Auburn	7-3
17.	Cincinnati	9-1
18.	Memphis	9-1
19.	Boise State	9-1
20.	Iowa	7-3
21.	SMU	9-1
22.	Appalachian State	9-1
23.	Oklahoma State	7-3
24.	Texas A&M	7-3
25.	San Diego State	8-2

Others receiving votes: Virginia Tech 46, Air Force 43, Indiana 39, Navy 25, **Virginia 20**, Louisiana Tech 10, **Louisiana 8**, Pittsburgh 7, USC 3, Wake Forest 2, Temple 1, Kansas State 1

COLLEGE FOOTBALL PLAYOFF RANKINGS (AS OF NOV. 12)

Rank	Team	Record
1.	LSU	9-0
2.	Ohio State	9-0
3.	Clemson	10-0
4.	Georgia	8-1
5.	Alabama	8-1
6.	Oregon	8-1
7.	Utah	8-1
8.	Minnesota	9-0
9.	Penn State	8-1
10.	Oklahoma	8-1

11.	Florida	8-2
12.	Auburn	7-2
13.	Baylor	9-0
14.	Wisconsin	7-2
15.	Michigan	7-2
16.	Notre Dame	7-2
17.	Cincinnati	8-1
18.	Memphis	8-1
19.	Texas	6-3
20.	Iowa	6-3

21.	Boise State	8-1
22.	Oklahoma State	6-3
23.	Navy	7-1
24.	Kansas State	6-3
25.	Appalachian State	8-1



OPPONENT TRACKER



SYRACUSE *cuse.com*
OVERALL: 4-6 **ACC:** 1-5
NEXT GAME: at Louisville - 11/23
LAST GAME: W 49-6 at Duke



LOUISIANA *ragincajuns.com*
OVERALL: 8-2 **SUN BELT:** 5-1
NEXT GAME: vs. Troy - 11/23
LAST GAME: W 37-27 at South Alabama



BUFFALO *ubulls.com*
OVERALL: 5-5 **MAC:** 3-3
NEXT GAME: vs. Toledo - 11/20
LAST GAME: L 30-27 at Kent State



HAMPTON *hamptonpirates.com*
OVERALL: 5-6 **BIG SOUTH:** 1-4
NEXT GAME: at Monmouth - 11/23
LAST GAME: L 50-7 vs. Kennesaw State



NEW MEXICO *golobos.com*
OVERALL: 2-8 **MOUNTAIN WEST:** 0-6
NEXT GAME: vs. Air Force - 11/23
LAST GAME: L 42-9 at Boise State



NEW MEXICO STATE *nmstatesports.com*
OVERALL: 1-9
NEXT GAME: vs. UTEP - 11/23
LAST GAME: W 41-28 vs. UIW



MAINE *goblackbears.com*
OVERALL: 6-5 **CAA:** 4-3
NEXT GAME: at New Hampshire - 11/23
LAST GAME: W 34-30 vs. Rhode Island



RUTGERS *scarletknights.com*
OVERALL: 2-8 **BIG TEN:** 0-7
NEXT GAME: vs. Michigan State - 11/23
LAST GAME: L 56-21 vs. Ohio State



UMASS *umassathletics.com*
OVERALL: 1-10
NEXT GAME: vs. BYU - 11/23
LAST GAME: L 45-6 at Northwestern



BYU *byucougars.com*
OVERALL: 6-4
NEXT GAME: at UMass - 11/23
LAST GAME: W 42-10 vs. Idaho State



VIRGINIA *virginiasports.com*
OVERALL: 7-3 **ACC:** 5-2
NEXT GAME: vs. Liberty - 11/23
LAST GAME: W 33-28 vs. Georgia Tech



Dr. Jerry Falwell with son Jerry Falwell, Liberty University's current president, roaming the sidelines of the Flames' 1974 season opening football game against Washington & Lee on Sept. 23, 1974.

FULFILLING THE MISSION

When Dr. Jerry Falwell founded then Lynchburg Baptist College in the fall of 1971, he painted a clear vision for its athletics department when he stated, "it is our plan to have our athletic program comparable to USC, to Notre Dame, to Alabama, to anyone in time." Although the athletics department moved to the NCAA Division I level on Sept. 1, 1988, the "time" Dr. Falwell spoke about is now. The Flames football program played its first season at the FBS level in 2018, taking the next step to fulfill its founder's visionary dream.



THE ROAD TO FBS

- **1971** – Liberty University was founded as Lynchburg Baptist College.
- **1973** – Liberty fielded its first football team.
- **1975** – Liberty joined the NAIA as an associate member.
- **1980** – Liberty joined NCAA Division II as an associate member.
- **1988** – Liberty became an official NCAA Division I-AA (later FCS) member.
- **2002** – Liberty became a charter member of the Big South Conference for football.
- **2014** – Liberty made its first NCAA FCS Playoffs appearance.
- **Feb. 16, 2017** – The NCAA approved Liberty's request to enter the FBS reclassification process.
- **2017** – Liberty played its final season as an FCS member, but was ineligible for a playoff berth.
- **2018** – Liberty played its first season as an FBS independent.

FUTURE SCHEDULES

2020 Schedule

Sept. 5 at Virginia Tech
Sept. 12 **NORTH CAROLINA A&T**
 Sept. 19 at Western Kentucky
Sept. 26 **FIU**
 Oct. 3 at Bowling Green
Oct. 10 **LOUISIANA-MONROE**
 Oct. 17 at Syracuse
Oct. 24 **SOUTHERN MISS**
 Oct. 31 at UConn
Nov. 14 **WESTERN CAROLINA**
 Nov. 21 at NC State
Nov. 28 **UMASS**

2021 Schedule

Sept. 4 **CAMPBELL**
 Sept. 11 at Troy
Sept. 18 **OLD DOMINION**
 Sept. 25 at Syracuse
 Oct. 2 at UAB
Oct. 9 **MIDDLE TENNESSEE**
 Oct. 16 at Louisiana-Monroe
 Oct. 23 at North Texas
Nov. 6 **UMASS**
 Nov. 13 at Ole Miss
Nov. 20 **LOUISIANA**
 Nov. 27 **ARMY**

See LibertyFlames.com for more future schedules



STADIUM QUICK FACTS

Opened:	1989
First Game:	Oct. 21, 1989
Result:	Liberty 37, Towson 18
Liberty Record:	121-52
Playing Surface:	AstroTurf
Capacity:	25,000

SINGLE GAME ATTENDANCE RECORDS

	ATTENDANCE	OPPONENT	DATE
1.	22,551	Montana	Sept. 19, 2015
2.	21,712	Charleston Southern	Nov. 12, 2016
3.	21,671	Syracuse	Aug. 31, 2019
4.	20,838	Richmond	Oct. 4, 2014
5.	20,425	Old Dominion	Sept. 1, 2018
6.	20,393	Kennesaw State	Oct. 24, 2015
7.	20,217	Gardner-Webb	Oct. 25, 2014
8.	19,314	Savannah State	Oct. 2, 2010
9.	19,111	Coastal Carolina	Oct. 15, 2011
10.	18,955	Coastal Carolina	Nov. 19, 2015
11.	18,944	Hampton	Sept. 21, 2019
12.	18,911	Coastal Carolina	Oct. 19, 2013
13.	18,878	James Madison	Sept. 17, 2011
14.	18,803	Delaware State	Sept. 5, 2015
15.	18,657	Maine	Oct. 19, 2019

LIBERTY FOOTBALL CENTER

Scheduled for completion in January 2020, a \$25 million renovation project is ongoing at the Liberty Football Center at the north end of Williams Stadium. The renovations will add 18,000 square feet to the building previously known as the Williams Football Operations Center, bringing the total usable space to 65,455 square feet. Highlights of the project include a new locker room, weight room and recruiting room.



OFFENSE

#		ELIG	HT	WT	2019 GP/GS	CAREER GP/GS	CONSEC. STARTS
WIDE RECEIVER (X)							
2	Kevin Shaa	R-Jr.	5-10	165	9/6	13/6	0
17	Khaleb Coleman	R-So.	6-2	205	8/0	17/3	0
WIDE RECEIVER (Z)							
11	Antonio Gandy-Golden	Sr.	6-4	220	10/10	42/29	16
81	Noah Frith	R-Fr.	6-4	180	6/4	10/4	4
WIDE RECEIVER (H)							
5	DJ Stubbs	Jr.	5-9	185	10/7	33/13	0
7	Damian King	R-Sr.	5-11	175	8/1	38/16	1
LEFT TACKLE							
68	Tristan Schultz	Jr.	6-4	295	10/10	31/20	14
52	Jonathan Graham	R-Fr.	6-5	325	10/0	10/0	0
LEFT GUARD							
59	Damian Bounds	R-Jr.	6-1	300	10/10	29/10	10
66	Ethan Crawford	Sr.	6-4	300	10/0	36/18	0
CENTER							
65	Thomas Sargeant	R-Jr.	6-1	290	10/10	33/33	33
79	John Kourtis	R-Fr.	6-3	285	7/0	9/0	0
RIGHT GUARD							
56	Dontae Duff	R-Sr.	6-1	330	10/10	44/44	44
55	Brendan Schlitter	R-Fr.	6-5	305	10/0	11/0	0
RIGHT TACKLE							
73	Sam Isaacson	R-Sr.	6-7	315	10/10	40/21	10
77	Cooper McCaw	R-So.	6-5	275	10/0	21/4	0
TIGHT END							
40	Zac Foutz OR	R-Sr.	6-3	250	10/7	38/22	7
3	Johnny Huntley OR	R-Jr.	6-3	235	10/1	10/1	0
15	Chris Barrett	R-Jr.	6-3	245	8/0	19/0	0
RUNNING BACK							
23	Frankie Hickson	R-Sr.	5-8	190	10/10	44/20	19
34	Joshua Mack OR	R-Jr.	6-0	195	10/0	10/0	0
25	Peyton Pickett	R-Jr.	5-10	210	10/0	22/0	0
QUARTERBACK							
12	Stephen Calvert	Sr.	6-2	180	10/10	44/40	40
8	Landon Brown OR	R-So.	6-1	210	10/0	21/0	0
4	Brandon Robinson	R-Fr.	6-4	215	5/0	5/0	0

DEFENSE

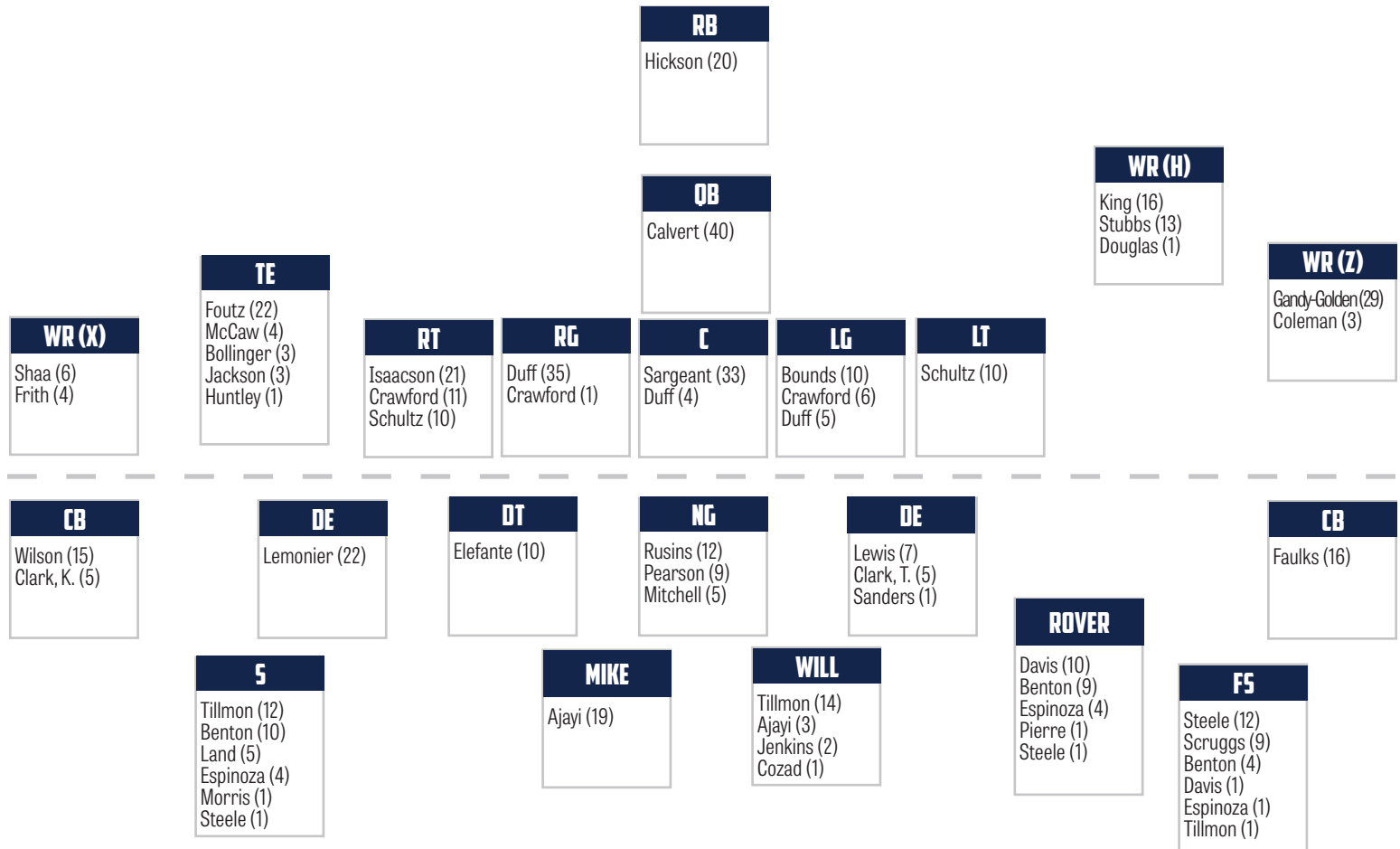
#		ELIG	HT	WT	2019 GP/GS	CAREER GP/GS	CONSEC. STARTS
DEFENSIVE END							
11	Jessie Lemonier	R-Sr.	6-3	240	10/10	22/22	22
96	TreShaun Clark	Fr.	6-3	230	10/5	10/5	4
DEFENSIVE TACKLE							
94	Vincent Elefante	R-Sr.	6-4	310	10/10	21/10	10
55	Elijah James	Jr.	6-5	295	10/0	10/0	0
NOSE GUARD							
99	Ralfs Rusins	R-Jr.	6-5	315	10/10	26/12	10
97	Elisha Mitchell	R-So.	6-3	315	8/0	19/5	0
DEFENSIVE END							
44	Austin Lewis	So.	6-6	255	9/5	21/7	0
98	Brayden Monday	Fr.	6-5	245	4/0	4/0	0
MIKE							
14	Solomon Ajayi	R-Sr.	6-1	235	10/10	22/22	22
35	Tyren Dupree	R-Fr.	6-2	205	9/0	11/0	0
WILL							
12	Brandon Tillmon OR	Sr.	6-0	210	8/7	39/26	2
33	Waylen Cozad OR	Jr.	6-2	215	8/1	8/1	0
9	Amarii Jenkins	R-So.	6-0	210	10/2	22/2	0
ROVER							
31	Elijah Benton	R-Sr.	6-1	205	9/9	31/24	8
13	Isaac Steele OR	R-Jr.	6-0	180	8/3	20/14	2
43	Benjamin Alexander	R-Jr.	6-1	185	9/0	31/0	0
CORNERBACK							
20	Bejour Wilson	R-Sr.	5-11	170	7/5	19/15	0
23	Kei'Trel Clark	Fr.	5-10	160	10/5	10/5	2
SAFETY							
6	Ceneca Espinoza, Jr.	R-Jr.	6-1	215	9/4	31/9	0
7	Tayvion Land	Fr.	5-8	170	8/5	8/5	0
FREE SAFETY							
1	Javon Scruggs	So.	5-11	175	9/9	21/9	1
13	Isaac Steele	R-Jr.	6-0	180	8/3	20/14	2
CORNERBACK							
8	Jimmy Faulks	R-Jr.	6-1	185	10/10	31/16	10
18	Isaiah Avery	So.	6-1	185	6/0	6/0	0

SPECIALISTS

#		ELIG	HT	WT	2019 GP/GS	CAREER GP/GS	CONSEC. STARTS
KICKER							
10	Alex Probert	R-Jr.	5-8	180	10/10	36/36	10
41	Aaron Peart	R-Sr.	6-2	200	1/0	11/9	0
PUNTER							
46	Aidan Alves	R-So.	6-1	220	10/10	22/22	22
41	Aaron Peart	R-Sr.	6-2	200	1/0	11/0	0
LONG SNAPPER							
51	Austin Mock	R-So.	6-2	230	10/10	22/22	22
54	Andrew Johns	Fr.	6-1	200	1/0	1/0	0

#		ELIG	HT	WT	2019 GP/GS	CAREER GP/GS	CONSEC. STARTS
HOLDER							
8	Landon Brown	R-So.	6-1	210	10/10	21/21	12
46	Aidan Alves	R-So.	6-1	220	10/0	22/0	0
KICK RETURNER							
1	Shedro Louis	Fr.	5-8	175			
6	Ceneca Espinoza, Jr.	R-Jr.	6-1	215			
5	DJ Stubbs	Jr.	5-9	185			
23	Frankie Hickson	R-Sr.	5-8	190			
PUNT RETURNER							
5	DJ Stubbs	Jr.	5-9	185			
1	Shedro Louis	Fr.	5-8	175			

CAREER STARTS BY POSTION



2019 OFFENSE GAME-BY-GAME STARTERS

Game	WR (X)	WR (Z)	LT	LG	C	RG	RT	TE	WR (H)	RB	QB
Syracuse	Shaa	Gandy-Golden	Schultz	Bounds	Sargeant	Duff	Isaacson	Douglas (WR)	Stubbs	Hickson	Calvert
Louisiana	Shaa	Gandy-Golden	Schultz	Bounds	Sargeant	Duff	Isaacson	Huntley	Stubbs	Hickson	Calvert
Buffalo	Shaa	Gandy-Golden	Schultz	Bounds	Sargeant	Duff	Isaacson	Bollinger	Stubbs	Hickson	Calvert
Hampton	Shaa	Gandy-Golden	Schultz	Bounds	Sargeant	Duff	Isaacson	Foutz	Stubbs	Hickson	Calvert
New Mexico	Shaa	Gandy-Golden	Schultz	Bounds	Sargeant	Duff	Isaacson	Foutz	Stubbs	Hickson	Calvert
New Mexico St.	Shaa	Gandy-Golden	Schultz	Bounds	Sargeant	Duff	Isaacson	Foutz	Jackson (TE)	Hickson	Calvert
Maine	Frith	Gandy-Golden	Schultz	Bounds	Sargeant	Duff	Isaacson	Foutz	Stubbs	Hickson	Calvert
Rutgers	Frith	Gandy-Golden	Schultz	Bounds	Sargeant	Duff	Isaacson	Foutz	Stubbs	Hickson	Calvert
UMass	Frith	Gandy-Golden	Schultz	Bounds	Sargeant	Duff	Isaacson	Foutz	Jackson (TE)	Hickson	Calvert
BYU	Frith	Gandy-Golden	Schultz	Bounds	Sargeant	Duff	Isaacson	Foutz	King	Hickson	Calvert

Virginia
New Mexico St.

2019 DEFENSE GAME-BY-GAME STARTERS

Game	DE	DT	NG	DE	MLB	WLB	ROVER	CB	S	FS	CB
Syracuse	Lemonier	Elefante	Rusins	Lewis	Ajayi	Jenkins	Benton	Wilson	Espinoza	Scruggs	Faulks
Louisiana	Lemonier	Elefante	Rusins	Lewis	Ajayi	Cozad	Steele	Wilson	Espinoza	Scruggs	Faulks
Buffalo	Lemonier	Elefante	Rusins	Lewis	Ajayi	Tillmon	Benton	Wilson	Land	Scruggs	Faulks
Hampton	Lemonier	Elefante	Rusins	Clark, T.	Ajayi	Tillmon	Benton	Clark, K.	Espinoza	Scruggs	Faulks
New Mexico	Lemonier	Elefante	Rusins	Lewis	Ajayi	Tillmon	Benton	Clark, K.	Espinoza	Scruggs	Faulks
New Mexico St.	Lemonier	Elefante	Rusins	Lewis	Ajayi	Tillmon	Benton	Clark, K.	Land	Scruggs	Faulks
Maine	Lemonier	Elefante	Rusins	Clark, T.	Ajayi	Tillmon	Benton	Wilson	Land	Scruggs	Faulks
Rutgers	Lemonier	Elefante	Rusins	Clark, T.	Ajayi	Jenkins	Benton	Wilson	Land	Scruggs	Faulks
UMass	Lemonier	Elefante	Rusins	Clark, T.	Ajayi	Tillmon	Benton	Clark, K.	Land	Steele	Faulks
BYU	Lemonier	Elefante	Rusins	Clark, T.	Ajayi	Tillmon	Benton	Clark, K.	Steele	Scruggs	Faulks

Virginia
New Mexico St.

NO.	NAME	YEAR	POS.	HT.	WT.	HOMETOWN	H.S./PREVIOUS
1	Shedro Louis	Fr.	WR	5-8	175	Immokalee, Fla.	Immokalee HS
1	Javon Scruggs	So.	CB	5-11	175	Appomattox, Va.	Appomattox HS
2	Kevin Shaa	R-Jr.	WR	5-10	165	San Francisco, Calif.	McClymonds HS (CC of San Fran.)
2	Emanuel Dabney	Jr.	CB	5-11	170	Jackson, Miss.	Callaway HS (Hinds CC)
3	Johnny Huntley	R-Jr.	TE	6-3	235	Planation, Fla.	South Planation (Colorado)
3	Rion Davis	R-Sr.	S	6-0	190	Hopkins, S.C.	A.C. Flora HS
4	Brandon Robinson	R-Fr.	QB	6-4	215	Maplewood, N.J.	Irvington HS
4	Aubrey Williams	Fr.	LB	6-2	200	Brunswick, Ga.	Brunswick HS
5	DJ Stubbs	Jr.	WR	5-9	185	Jacksonville, Fla.	University Christian School
5	Malik Caper	Fr.	LB	6-1	215	Dallas, Texas	Grapevine Faith Christian School
6	Johnathan Bennett	Fr.	QB	6-1	170	Summerville, S.C.	Summerville HS
6	Ceneca Espinoza, Jr.	R-Jr.	S	6-1	215	Washington, D.C.	Washington & Lee HS
7	Damian King	R-Sr.	WR	5-11	175	St. Petersburg, Fla.	Indian Rocks Christian School
7	Tayvion Land	Fr.	CB	5-8	170	Virginia Beach, Va.	Ocean Lakes HS
7	Malik Willis	Jr.	QB	6-1	195	Atlanta, Ga.	Roswell HS (Auburn)
8	Landon Brown	R-So.	QB	6-1	210	Tulsa, Okla.	Lincoln Christian HS
8	Jimmy Faulks	R-Jr.	CB	6-1	185	St. Petersburg, Fla.	Lakewood HS
9	Demario Douglas	Fr.	WR	5-8	165	Jacksonville, Fla.	Mandarin HS
9	Amarii Jenkins	R-So.	LB	6-0	210	Ocala, Fla.	West Port HS
10	Will Bowers	Fr.	QB	6-1	195	Southlake, Texas	Carroll Senior HS
10	Alex Probert	R-Jr.	K	5-8	180	Andover, Minn.	Andover HS
11	Antonio Gandy-Golden	Sr.	WR	6-4	220	Dallas, Ga.	Paulding County HS
11	Jessie Lemonier	R-Sr.	DL	6-3	240	Hialeah, Fla.	Hialeah HS (Ventura College)
12	Stephen Calvert	Sr.	QB	6-2	180	Plantation, Fla.	Miami Carol City Senior HS
12	Brandon Tillmon	Sr.	LB	6-0	210	Lexington, S.C.	River Bluff HS
13	CJ Yarbrough	Fr.	WR	6-3	195	Tanner, Ala.	East Limestone HS
13	Isaac Steele	R-Jr.	S	6-0	180	Phoenix, Ariz.	Centennial HS (Mesa CC)
14	Henry Van Dellen	R-Jr.	QB	6-5	235	Plymouth, Minn.	Providence Academy (No. Dak. St.)
14	Solomon Ajayi	R-Sr.	LB	6-1	235	Plano, Texas	Liberty HS (Bakersfield)
15	Chris Barrett	R-Jr.	TE	6-3	245	Clearwater, Fla.	Countryside HS (ASA Miami)
15	Jayod Sanders	Jr.	DL	6-2	210	Tallahassee, Fla.	Leon HS
16	Mason Yost	R-Fr.	TE	6-4	235	Jacksonville, Fla.	The Bolles School
17	Khaleb Coleman	R-So.	WR	6-2	205	Washington, D.C.	Woodrow Wilson HS
18	Isaiah Avery	So.	CB	6-1	185	Antioch, Calif.	Antioch HS (CC of San Fran.)
19	Sean Queen	R-Fr.	WR	5-11	175	Stockbridge, Ga.	Eagles Landing Chr. Acad.
19	Chris Megginson	Fr.	S	6-0	180	Lynchburg, Va.	Heritage HS
20	Bejour Wilson	R-Sr.	CB	5-11	170	San Lorenzo, Calif.	San Lorenzo HS (CC of San Fran.)
21	Treon Sibley	Fr.	RB	6-0	190	Akron, Ohio	Coventry HS
21	Marcellous Harris	R-Fr.	S	5-11	190	Charlotte, N.C.	Harding University HS
22	Micaiah Overton	Fr.	TE	6-4	225	Fort Worth, Texas	Bessemer Academy
22	Kimani Donaldson	R-So.	CB	6-0	180	Jonesboro, Ga.	Mundy's Mill HS
23	Frankie Hickson	R-Sr.	RB	5-8	190	Lynchburg, Va.	Heritage HS
23	Kei'Trel Clark	Fr.	CB	5-10	160	Richmond, Va.	Manchester HS
24	Troy Henderson	R-Fr.	RB	5-10	180	Franklin, Tenn.	Independence HS
24	Tim Kidd-Glass	Sr.	S	6-1	210	Danville, Va.	George Washington HS (NC State)
25	Peytton Pickett	R-Jr.	RB	5-10	210	Arlington, Texas	Sam Houston HS (Trinity Valley CC)
26	DJ Skelton	R-Fr.	CB	6-1	10	Columbia, S.C.	Spring Valley HS
27	Cheapell Morris	R-Sr.	LB	6-2	200	North Highlands, Calif.	Highlands HS (Sierra)
28	Micah Glaize	Fr.	S	6-1	190	Lynchburg, Va.	Brookville HS
29	Jack Beil	R-Fr.	WR	5-11	190	Minnetonka, Minn.	Minnetonka HS
30	Michael Bollinger	Jr.	TE	5-11	230	Spartanburg, S.C.	Boiling Spring HS
30	Tyron Staples	Jr.	LB	6-0	190	Bedford, Va.	Liberty HS
31	Domonhic Jennings	Fr.	RB	5-11	205	Lynchburg, Va.	Boardman HS (FUMA)
31	Elijah Benton	R-Sr.	S	6-1	205	Philadelphia, Pa.	Liberty Christian Academy
32	Aaron Pierre	R-So.	LB	6-0	215	Tampa, Fla.	Cambridge Christian School
33	Frank Boyd	R-So.	CB	5-11	190	Chesterfield, Va.	Manchester HS
33	Waylen Cozad	Jr.	LB	6-2	215	Auburn, Calif.	Placer HS (Sierra College)

ALPHABETICAL ROSTER

No.	Name	Pos.
14	Solomon Ajayi	LB
43	Benjamin Alexander	S
46	Aidan Alves	P
40	Zack Amerson	DE
18	Isaiah Avery	CB
15	Chris Barrett	TE
29	Jack Beil	WR
6	Johnathan Bennett	QB
31	Elijah Benton	S
64	Jacob Bodden	OL
30	Michael Bollinger	TE
59	Damian Bounds	OL
10	Will Bowers	QB
33	Frank Boyd	CB
63	Carter Bradley	OL
91	Jake Brickell	P
8	Landon Brown	QB
80	Brody Brumm	WR
12	Stephen Calvert	QB
5	Malik Caper	LB
50	Henry Chibueze	OL
86	Michael Chorowicz	WR
23	Kei'Trel Clark	CB
96	TreShaun Clark	DL
17	Khaleb Coleman	WR
33	Waylen Cozad	LB
82	D'Wayne Crawford	WR
66	Ethan Crawford	OL
2	Emanuel Dabney	CB
3	Rion Davis	S
22	Kimani Donaldson	CB
9	Demario Douglas	WR
45	Shane Drayton	TE
56	Dontae Duff	OL
35	Tyren Dupree	LB
94	Vincent Elefante	DL
37	Gabriel Elliott	RB
67	Ryan Eshleman	OL
6	Ceneca Espinoza, Jr.	S
8	Jimmy Faulks	CB
40	Zac Foutz	TE
81	Noah Frith	WR
11	Antonio Gandy-Golden	WR
28	Micah Glaize	S
36	Hunter Goetz	S
52	Jonathan Graham	OL
47	Remington Green	LB
93	William Green	DT
21	Marcellous Harris	S
24	Troy Henderson	RB
23	Frankie Hickson	RB
3	Johnny Huntley	TE
73	Sam Isaacson	OL
88	Jerome Jackson	TE
55	Elijah James	DT
9	Amarii Jenkins	LB
31	Domonhic Jennings	RB

NO.	NAME	YEAR	POS.	HT.	WT.	HOMETOWN	H.S./PREVIOUS
34	Joshua Mack	R-Jr.	RB	6-0	195	Pittsford, N.Y.	Pittsford-Mendon HS (Maine)
34	Devin Pearson	R-Sr.	DL	5-11	315	Liberty Township, Ohio	Lakota West HS (Mt. San Jacinto)
35	Tyren Dupree	R-Fr.	LB	6-2	205	Leesburg, Ala.	Cherokee HS
36	Hunter Goetz	R-Fr.	S	6-1	165	Davie, Fla.	Miami Central Senior HS
37	Gabriel Elliott	R-Fr.	RB	5-10	190	Windsor, Conn.	Windsor HS (Saint Anselm)
38	Cade Robinson	Fr.	S	6-1	200	Elizabethtown, Pa.	Elizabethtown HS
40	Zac Foutz	R-Sr.	TE	6-3	250	Roanoke, Va.	Cave Spring HS
40	Zack Amerson	Fr.	DE	6-4	225	Greenwood, S.C.	Emerald HS
41	Aaron Peart	R-Sr.	P	6-2	200	Purcellville, Va.	Loudoun Valley HS (Sierra College)
43	Benjamin Alexander	R-Jr.	S	6-1	185	Spring Mills, Pa.	Penns Valley HS
44	Austin Lewis	So.	DL	6-6	255	Jonesborough, Tenn.	David Crockett HS
45	Shane Drayton	R-So.	TE	6-4	220	Manahawkin, N.J.	Southern Regional HS (Montclair St.)
46	Aidan Alves	R-So.	P	6-1	220	Dillsburg, Pa.	Northern York HS
47	Remington Green	Jr.	LB	6-0	220	King George, Va.	King George HS
49	Christian Launius	R-Jr.	LB	5-11	215	Mocksville, N.C.	Davidson Day HS (James Madison)
50	Henry Chibueze	R-Fr.	OL	6-3	340	Woodbridge, Va.	Woodbridge HS
50	Vincent Mangogna	R-Jr.	LB	6-0	210	Medford, N.Y.	Patchogue-Medford HS
51	Austin Mock	R-So.	LS	6-2	230	Lynchburg, Va.	Liberty Christian Academy
52	Jonathan Graham	R-Fr.	OL	6-5	325	La Plata, Md.	La Plata HS
54	Andrew Johns	Fr.	LS	6-1	200	Winter Garden, Fla.	Foundation Academy
55	Brendan Schlittler	R-Fr.	OL	6-5	305	Eureka, Mo.	Eureka HS
55	Elijah James	Jr.	DT	6-5	295	Chicago, Ill.	Oswego East HS (Iowa Western CC)
56	Dontae Duff	R-Sr.	OL	6-1	330	Mesquite, Texas	Ralph H. Poteet HS
57	Carl Poole	Fr.	LB	5-11	220	Danville, Va.	George Washington HS
58	Thaddius Watson	R-Jr.	DL	6-0	255	Arlington, Texas	James Bowie HS (Graceland)
59	Damian Bounds	R-Jr.	OL	6-1	300	Ellenwood, Ga.	Stockbridge HS
63	Carter Bradley	R-Fr.	OL	6-3	270	Lynchburg, Va.	Liberty Christian Academy
64	Jacob Bodden	R-Fr.	OL	6-5	320	Hoover, Ala.	Hoover HS
65	Thomas Sargeant	R-Jr.	OL	6-1	290	Mechanicsville, Va.	Atlee HS
66	Ethan Crawford	Sr.	OL	6-4	300	Augusta, Ga.	Aquinas HS
67	Ryan Eshleman	R-Fr.	OL	6-6	250	Myerstown, Pa.	Eastern Lebanon County HS
68	Tristan Schultz	Jr.	OL	6-4	295	Culver, Ind.	Culver Community HS (Fork Union)
70	Boyd Rogish	Jr.	OL	6-3	270	York, Pa.	Homeschooled
73	Sam Isaacson	R-Sr.	OL	6-7	315	Lynchburg, Va.	Liberty Christian Academy
75	Maisen Knight	R-Jr.	OL	6-5	300	Salt Lake City, Utah	Judge Memorial HS (Ventura College)
76	Nate Pena	R-So.	OL	6-1	335	Mooresville, N.C.	Lake Norman HS
77	Cooper McCaw	R-So.	OL	6-5	275	Southlake, Texas	Grapevine Faith CS
79	John Kourtis	R-Fr.	OL	6-3	285	Toronto, Ontario, Canada	Canada Prep
80	Brody Brumm	R-So.	WR	6-0	195	Winamac, Ind.	Winamac HS
81	Noah Frith	R-Fr.	WR	6-4	180	Woodstock, Ga.	Woodstock HS
82	D'Wayne Crawford	Fr.	WR	5-7	175	Concord, N.C.	CFA Academy (East Carolina)
83	Carlos Poole	Fr.	WR	6-4	190	Danville, Va.	George Washington HS
84	JT Wood	So.	WR	6-2	200	Jacksonville, Fla.	Creekside HS
86	Michael Chorowicz	R-Jr.	WR	5-11	175	Kohler, Wis.	Sheboygan Lutheran HS
86	Devonte Lloyd	Jr.	DT	6-2	300	Meridian, Miss.	Meridian HS (NW Miss. CC)
87	Nicholas Wade	R-Fr.	WR	5-8	170	Salem, Va.	Salem HS (Virginia)
88	Jerome Jackson	R-So.	TE	6-3	240	Fort Worth, Texas	Timber Creek HS
89	Cade Rowland	Fr.	WR	5-11	175	Santa Roas Beach, Fla.	South Walton HS
90	Jason Stricker	Fr.	K/P	6-2	180	Charlotte, N.C.	Marvin Ridge HS
91	Jake Brickell	Fr.	P	6-2	180	Thompson's Station, Tenn.	Independence HS
92	Mason Wolk	R-So.	DL	6-1	250	Bedford, Va.	Liberty Christian Academy
93	William Green	R-So.	DT	6-6	315	Albany, Ga.	Westover HS (Ga. Military College)
94	Vincent Elefante	R-Sr.	DL	6-4	310	Los Angeles, Calif.	Upland HS (Chaffey College)
96	TreShaun Clark	Fr.	DL	6-3	230	Cape Coral, Fla.	Cape Coral HS
97	Elisha Mitchell	R-So.	DL	6-3	315	Virginia Beach, Va.	Bayside HS
98	Brayden Monday	Fr.	DE	6-5	245	Waynesville, N.C.	Tuscola HS
99	Ralfs Rusins	R-Jr.	DL	6-5	315	Carnikava, Latvia	Riga Hansa Secondary School

ALPHABETICAL ROSTER

No.	Name	Pos.
54	Andrew Johns	LS
24	Tim Kidd-Glass	S
7	Damian King	WR
75	Maisen Knight	OL
79	John Kourtis	OL
7	Tayvion Land	CB
49	Christian Launius	LB
11	Jessie Lemonier	DL
44	Austin Lewis	DL
21	Mitchell Lewis	FB
86	Devonte Lloyd	DT
1	Shedro Louis	WR
34	Joshua Mack	RB
50	Vincent Mangogna	LB
77	Cooper McCaw	OL
19	Chris Megginson	S
97	Elisha Mitchell	DL
51	Austin Mock	LS
98	Brayden Monday	DE
27	Cheapell Morris	LB
22	Micaiah Overton	TE
34	Devin Pearson	DL
41	Aaron Peart	P
76	Nate Pena	OL
25	Peyton Pickett	RB
32	Aaron Pierre	LB
57	Carl Poole	LB
83	Carlos Poole	WR
10	Alex Probert	K
19	Sean Queen	WR
4	Brandon Robinson	QB
38	Cade Robinson	S
70	Boyd Rogish	OL
89	Cade Rowland	WR
99	Ralfs Rusins	DL
15	Jayod Sanders	DL
65	Thomas Sargeant	OL
55	Brendan Schlitter	OL
68	Tristan Schultz	OL
1	Javon Scruggs	CB
2	Kevin Shaa	WR
21	Treon Sibley	RB
26	DJ Skelton	CB
30	Tyron Staples	LB
13	Isaac Steele	S
90	Jason Stricker	K/P
5	DJ Stubbs	WR
12	Brandon Tillmon	LB
14	Henry Van Dellen	QB
87	Nicholas Wade	WR
58	Thaddius Watson	DL
4	Aubrey Williams	LB
7	Malik Willis	QB
20	Bejour Wilson	CB
92	Mason Wolk	DL
84	JT Wood	WR
13	CJ Yarbrough	WR
16	Mason Yost	TE

TV BROADCAST NOTES

DATE	OPPONENT	TIME (EST)	RADIO	TV
Aug. 31	Syracuse	6 p.m.		
Sept. 7	at Louisiana	7:30 p.m.		
Sept. 14	Buffalo	6 p.m.		
Sept. 21	Hampton	6 p.m.		
Sept. 28	New Mexico	6 p.m.		
Oct. 5	at New Mexico State	8 p.m.		
Oct. 19	Maine	6 p.m.		
Oct. 26	at Rutgers	Noon		
Nov. 2	at UMass	Noon		
Nov. 9	at BYU	7:30 p.m.		
Nov. 23	at Virginia	Noon		
Nov. 30	New Mexico State	2 p.m.		

LIBERTYFLAMES
LFSN
SPORTS NETWORK

RADIO AFFILIATES

Flagship Station:

Journey FM (88.3 FM WRVL)

Network Affiliates:

Virginia

Charlottesville – 97.1 FM
Clifton Forge – 90.9 FM
Marion – 94.7 FM
Newport News – 96.9 FM
Pulaski/Roanoke – 106.5 FM
Richmond – 94.9 FM
Shenandoah Valley – 95.5 FM
Suffolk – 107.3 FM
Virginia Beach – 98.3 FM
Williamsburg – 100.1 FM
Wytheville – 101.9 FM

North Carolina

Elizabeth City – 88.3 FM
Norlina – 94.3 FM
Roanoke Rapids – 91.1 FM
Rocky Mount – 107.3 FM
Zebulon – 90.5 FM

PLAYERS BY HOME STATE/COUNTRY

Virginia	23
Florida	18
Georgia	9
Texas	9
California	6
North Carolina	6
Pennsylvania	6
South Carolina	6
Alabama	3
Minnesota	3
Tennessee	3
Indiana	2
Mississippi	2
New Jersey	2
New York	2
Ohio	2
District of Columbia	2
Arizona	1
Connecticut	1
Illinois	1
Maryland	1
Missouri	1
Oklahoma	1
Utah	1
Wisconsin	1
Canada	1
Latvia	1

Pronunciation Guide

1	Shedro (Shed-dro) Louis	35	Tyren (Tie-REN) Dupree (Do-PREE)
1	Javon (Jay-VON) Scruggs	36	Hunter Goetz (Gets)
2	Kevin Shaa (like AH)	41	Aaron Peart (Piert)
3	Rion (Ryan) Davis	46	Aidan (Aid-IN) Alves (Al-vis)
7	Tayvion (Tay-vee-on) Land	49	Christian Launius (Lawn-EE-us)
9	Amarii (Uh-MAR-EE) Jenkins	50	Henry Chibueze (Hard C-H, CHI-BOOZE-EE)
11	Jessie Lemonier (Lemon-YAY)	50	Vincent (Vinny) Mangogna (MAN-GOG-nuh)
14	Solomon Ajayi (Ah-JYE-EE like "eye")	55	Brendan Schlittler (SHLIT-ler)
15	Jayod (JAY-odd) Sanders	56	Dontae (Don-TAY) Duff
17	Khaleb (Caleb) Coleman	64	Jacob Bodden (Bod-IN)
19	Chris Megginson (Megan-son)	67	Ryan Eshleman (Esh-EL-man)
20	Bejour (BAY-jour) Wilson	75	Maisen (like Mason) Knight
21	Treon (Tree-on) Sibley	79	John Kourtis (COURT-is)
22	Micaiah (Ma-kahy-ah) Overton	86	Michael Chorowicz (CORE-OH-witz)
22	Kimani (Keh-MON-EE) Donaldson	92	Mason Wolk (Walk)
23	Kei'Trel (KEE-Trel) Clark	94	Vincent Elefante (EL-ah-FAWN-TAY)
27	Cheapell (Sha-PELL) Morris	96	TreShaun (Trey-shawn) Clark
28	Micah Glaize (like glaze)	97	Elisha (E-LIE-Sha) Mitchell
30	Michael Bollinger (Bowl-IN-jer)	99	Ralfs (Ralphs) Rusins (ROO-sins)



THE FREEZE FILE

HEAD COACH

	Overall		Conference	
	W	L	W	L
2019 - Liberty	6	4	0	0
2016 - Ole Miss [^]	0	7	0	6
2015 - Ole Miss	10	3	6	2
2014 - Ole Miss [^]	1	4	0	3
2013 - Ole Miss [^]	1	5	0	5
2012 - Ole Miss [^]	0	6	0	5
2011 - Arkansas St.	10	2	8	0
2009 - Lambuth	12	1	6	0
2008 - Lambuth	8	4	4	1
Career Totals	48	36	24	22
Liberty Totals	6	4	0	0

[^] - Record does not reflect 27 total vacated wins during the 2012, 2013, 2014 and 2016 seasons and a bowl game appearance in 2012 (BBVA Compass Bowl)



2016 Sugar Bowl



2014 Peach Bowl

YEAR AT LIBERTY

First

ALMA MATER

Southern Miss, '92

WIFE

Jill

CHILDREN

Ragan, Jordan & Madison

3 Bowl Game Appearances

2013 Grant Teaff FCA Coach of the Year

2011 Sun Belt Coach of the Year

Additional Coaching Accolades

- » 2009 AFCA Southeast Region Coach of the Year
- » 2009 Mid-South Conference Coach of the Year
- » 5-time Region 8-AA Coach of the Year
- » 4-time Associated Press High School Coach of the Year

Coach Freeze Health Timeline

The start of the 2019 season has been a challenge for first-year head coach Hugh Freeze due to back spasms that eventually led to surgery.

- Aug. 3 - Freeze leads Liberty during its first practice of August Training Camp
- Aug. 10 - Freeze started to experience back pain, but still coached Liberty during its first full scrimmage of training camp
- Aug. 11 - Freeze's back pain worsened, forcing Liberty's head coach to miss his first practice
- Aug. 15 - Freeze was transported from Lynchburg General Hospital to the University of Virginia Medical Center in Charlottesville, Va. for further treatments
- Aug. 16 - Freeze underwent back surgery and while in surgery, doctors found Freeze was also battling a serious staph infection
- Aug. 21 - Freeze was released from University of Virginia Medical Center and relocated to the Fairfield Inn and Suites just off the Liberty University campus, allowing the football staff to meet with Freeze before and after practice sessions
- Aug. 23 - Freeze surprised the Flames by returning to practice with the help of a golf cart, abruptly ending one of the final practices of training camp
- Aug. 31 - For the first time in his nine-year coaching career, Freeze coached from the press box against Syracuse, doing so from a hospital bed and communicating to the team in the locker room through Webex video conferencing technology
- Sept. 7 - Freeze traveled to Lafayette, La., on a private plane on the day of the game against Louisiana, arriving an hour prior to kickoff and coaching the game in the press box from a medical chair
- Sept. 10 - After missing 24 straight practices, Freeze watched his first practice in-person since Aug. 11, viewing the workout from a golf cart
- Sept. 14, 21, 28 & Oct. 5 - Freeze coached four-straight games from an elevated platform on the Flames sidelines
- Oct. 19 - For the first time in 2019, Freeze coached from a traditional standing position on the sidelines. He has done so for the last four games.

The Road to Liberty



Liberty
HEAD COACH
2019 - Present



Arizona Hotshots
OFF. COORDINATOR
OCT. 2018-DEC. 2018



Ole Miss
HEAD COACH
2012-16



Arkansas State
HEAD COACH
2011
OFF. COORDINATOR
2010



San Jose State
OFF. COORDINATOR
DEC. 2009-FEB. 2010



Lambuth
HEAD COACH
2008-09



Ole Miss
TE/RECRUITING
2006-07
ASST. AD
2005



@CoachHughFreeze

OFFENSE



KENT AUSTIN (Booth)
Co-Offensive Coordinator/Quarterbacks
Hometown: Natick, Mass.
Alma Mater: Ole Miss, '85
Year in Coaching: 17
Children: Kendall, Kassidy & Wesley



MAURICE HARRIS (Field)
Co-Offensive Coordinator/Wide Receivers
Hometown: Memphis, Tenn.
Alma Mater: Arkansas State, '98
Year in Coaching: 21
Wife: LaQuesha
Children: Arami & Cortlynn



BEN AIGAMAU (Field)
Tight Ends
Hometown: Leone, American Samoa
Alma Mater: Lambuth, '10
Year in Coaching: 10
Wife: Kendra
Children: Lily & Ben



BRUCE JOHNSON (Field)
Running Backs
Hometown: Huntsville, Ala.
Alma Mater: Arizona State, '99
Year in Coaching: 22
Wife: Michelle
Children: Jaidyn, Brayden & Aydin




SAM GREGG (Field)
Offensive Line
Hometown: Amory, Miss.
Alma Mater: Murray State, '02
Year in Coaching: 17
Wife: Mandy
Child: Britt

DEFENSE/SPEC. TEAMS




SCOTT SYMONS (Booth)
Defensive Coordinator/Safeties
Hometown: Hurst, Texas
Alma Mater: Lindenwood, '08
Year in Coaching: 12
Wife: Kristen
Children: Peyton, Hudson & Rhett



JOSH ALDRIDGE (Field)
Defensive Line
Hometown: Jackson, Tenn.
Alma Mater: Harding, '12
Year in Coaching: 7
Wife: Jessica
Child: Braxton




RICKEY HUNLEY (Field)
Cornerbacks
Hometown: Kansas City, Mo.
Alma Mater: Drake, '05
Year in Coaching: 15
Wife: Nakisha
Child: Taylor, Raegan & Kamyryn



KYLE POPE (Booth)
Linebackers
Hometown: Sylacauga, Ala.
Alma Mater: Jacksonville St., '15
Year in Coaching: 5



TANNER BURNS (Field)
Special Teams Coordinator
Hometown: San Jose, Calif.
Alma Mater: Ole Miss, '12
Year in Coaching: 7



Class
Senior

Height/Weight
6-2/180

Hometown
Plantation, Fla.

High School
Miami Carol City Senior HS

12

FBS ACTIVE CAREER LEADER LISTS

Passing Yards

- 1) Mason Fine (North Texas) - 12,074
- 2) **Stephen Calvert (Liberty) - 11,303**
- 3) Gage Gubrud (Washington State) - 10,073

Passing TDs

- 1T) Mason Fine (North Texas) - 91
- 1T) Justin Herbert (Oregon) - 91
- 3T) **Stephen Calvert (Liberty) - 88**
- 3T) Gage Gubrud (Washington State) - 88
- 5) Tua Tagovailoa (Alabama) - 87

Receptions

- 1) James Proche (SMU) - 278
- 2) Ty Lee (Middle Tennessee) - 252
- 3) Bryan Edwards (South Carolina) - 234
- 4) **Antonio Gandy-Golden (Liberty) - 225**

Receiving Yards

- 1) James Proche (SMU) - 3,732
- 2) **Antonio Gandy-Golden (Liberty) - 3,662**

Receiving TDs

- 1T) James Proche (SMU) - 36
- 1T) Weston Carr (Penn State) - 36
- 3T) **Gandy-Golden (Liberty)/Lamb (Oklahoma) - 31**

PROGRAM RECORD BREAKERS

Single-Season Passing Yards

Calvert's Record: 3,363 (2017)
Previous Record: 3,226 - Phil Basso (1984)

Single-Season Touchdown Passes

Calvert's Record: 29 (2017)
Previous Record: 24 - Basso (1984) & Justino (1990)

Single-Season Receiving Yards

Program Record: 1,379 - Darrin Peterson (2014)
Gandy-Golden in 2019 to date: 1,244

Career Passing Yards

Calvert's Record: 11,303
Previous Record: 10,266 - Josh Woodrum (2012-15)

Career Touchdown Passes

Calvert's Record: 88
Previous Record: 64 - Robby Justino (1989-91)

Career Receptions

Gandy-Golden's Record: 225
Previous Record: 215 - Darrin Peterson (2012-15)

Career Receiving Yards

Gandy-Golden's Record: 3,662
Previous Record: 3,170 - Darrin Peterson (2012-15)

Career Touchdown Receptions

Gandy-Golden's Record: 31
Previous Record: 27 - Darrin Peterson (2012-15)



Class
Senior

Height/Weight
6-4/220

Hometown
Dallas, Ga.

High School
Paulding County HS

11

CALVERT BY THE NUMBERS

23-17

Calvert's career record as a starting quarterback. He has started 40 straight games since taking over as the starter as a true freshman against Robert Morris on Oct. 1, 2016.

5 TDs

Calvert has thrown for a career-high five TDs three times, including once in 2019 (Oct. 19 vs. Maine) and twice in 2017 (Sept. 9 vs. Morehead State and Oct. 21 at Monmouth). It is just one off of the school single-game record and the most by a Flame since Biff Parson's five TD passes against Wingate in 2000.

44 Completions

Calvert completed a Liberty and Big South-record 44 passes during a season-opening victory at Baylor on Sept. 2, 2017. He shattered the previous Liberty mark of 34 completions, set twice by Josh Woodrum (2012 and 2015).

60 Attempts

Calvert's career-high 60 pass attempts at Baylor on Sept. 2, 2017 were another school record, eclipsing the previous standard of 57. Phil Basso was the most recent Flame to throw 57 passes, doing so against Central State in 1983.

474 Passing Yards

Calvert threw for a program-record 474 yards at UMass on Nov. 2, 2019. He owns the top two marks in program history, also including his 447-yard effort at Baylor on Sept. 2, 2017.

18 300-Yard Games

Calvert has thrown for 300+ yards 18 times in his career, including four 400-yard outings. He passed for a Liberty freshman-record 350 yards during an Oct. 22, 2016 victory over Monmouth. He holds the Liberty record for most career 300-yard games.

CALVERT'S CAREER STATS

PASSING	G	Att	Cmp	Int	Yds	TD	Lg	Pct	Avg/P	Avg/G	Effic
2016	11	262	150	9	1931	15	76	57.3	7.4	175.5	131.2
2017	11	438	257	6	3363	29	76	58.7	7.7	305.7	142.3
2018	12	439	240	18	3068	21	62	54.7	7.0	255.7	121.0
2019	10	327	201	3	2941	23	73	61.5	9.0	294.1	158.4
TOTAL	44	1466	848	36	11303	88	76	57.8	7.7	256.9	137.5

GANDY-GOLDEN BY THE NUMBERS

3 TDs

Gandy-Golden's three receiving TDs during the 2018 season opener versus Old Dominion (Sept. 1, 2018) equaled the Liberty single-game record.

13 Receptions

Gandy-Golden hauled in a career-high 13 receptions during the Flames' 2017 season-opening triumph at Baylor (Sept. 2, 2017).

245 Receiving Yards

Gandy-Golden set a Liberty single-game record for receiving yards (245) on his 11 receptions at New Mexico on Sept. 29, 2018. It eclipsed the Flames' previous standard of 240, set by Chris Summers against Stony Brook in 2011.

17 100-Yard Games

Gandy-Golden owns Liberty's all-time record for career 100-yard receiving games (17), breaking Darrin Peterson's previous mark of 15 100-yard outings.

2 200-Yard Games

Gandy-Golden owns a pair of 200-yard receiving contests, including his school-record 245-yard outing at New Mexico (Sept. 29, 2018) and a 205-yard performance at UMass (Nov. 3, 2018). Chris Summers is the only other Flame ever to post two 200-yard games during his career.

31 TDs from Buckshot

All 31 of Gandy-Golden's career receiving touchdowns (and 222 of his 225 career receptions) have been thrown by classmate Stephen Buckshot Calvert. That is a Liberty record for most passing TDs by a QB/WR combination, eclipsing the previous mark of 22 TD passes from Mike Brown to Chris Summers between the 2009-11 seasons.

GANDY-GOLDEN'S CAREER STATS

RECEIVING	G	Rec	Yds	TD	Lg	Avg/C	Avg/G
2016	11	21	315	3	47	15.0	28.6
2017	10	69	1066	10	55	15.4	106.6
2018	11	71	1037	10	50	14.6	94.3
2019	10	64	1244	8	73	19.4	124.4
TOTAL	42	225	3662	31	73	16.3	87.2

RB

#23 • RB • FRANKIE HICKSON • 5-8 • 190 • R-SR.


- Rushed for 133 yards on 18 carries at Louisiana, including a career-long 66 yard TD run, pushing him over 2,000 career rushing yards (Current: 2,494)
- Tied a career high with three rushing TDs at UMass, while leading the Flames with 99 rushing yards
- Phil Steele Postseason All-Independent first team and VaSID All-State first team in 2018
- Became the 15th player in program history to rush for a 1,000 yards in a season, finishing 2018 with 229 carries for 1,032 yards and 11 touchdowns
- Seven career 100-yard rushing games and ranks No. 4 in school history with 4,090 career all-purpose yards (Rush: 2,494; Rec: 188; KR: 1,341)


#34 • RB • JOSHUA MACK • 6-0 • 195 • R-JR.


- Posted his first career 100-yard game at Liberty, finishing the New Mexico State game with 16 carries for 113 yards and the game-winning touchdown
- Led Liberty's rushing attack with 11 carries for 109 yards and finished with a career-high two touchdowns at Rutgers
- Transferred to Liberty after playing two seasons at Maine - Sat out the 2018 season due to NCAA transfer policy
- Finished his two years at Maine rushing for 2,047 yards on 383 carries (5.3 yards per carry) and 15 touchdowns
- 2017 Walter Payton Award finalist and ranked No. 1 in the country (FCS) in 2017 in rushing yards per game (133.5)


#25 • RB • PEYTON PICKETT • 5-10 • 210 • R-JR.

- Finished the Hampton game with a season-high six carries for 19 yards, including a one-yard rushing touchdown
- Recorded his second rushing touchdown of the season during Liberty's Homecoming win over Maine
- Saw playing time in all 12 games during his first year at Liberty in 2018
- Ranked second on the team with 110 carries for 457 yards and nine touchdowns
- Finished six games with 10 or more carries

WR

#2 • WR • KEVIN SHAA • 5-10 • 165 • R-JR.

- Recorded his first career TD against Buffalo (33 yards) and finished the game with five receptions for 67 yards
- Tied a season high with five receptions for 21 yards against New Mexico
- Recorded his touchdown reception of the season (15 yards) during Liberty's Homecoming win over Maine
- Finished the Rutgers game with four receptions for a career high 89 rushing yards
- Saw playing time in four games in 2018, finishing the year with three receptions for 52 yards


#5 • WR/RS • DJ STUBBS • 5-9 • 185 • JR.

- Scored Liberty's first TD of 2019 on a 12-yard pass from QB Stephen Calvert and finished the Louisiana game with five receptions for 52 yards
- Finished the Maine game with two receptions for 37 yards, including a seven-yard touchdown reception during the Homecoming victory
- Saw playing time in all 12 games as a sophomore in 2018, including five starts
- Ranked second on Liberty's roster with 50 receptions for 631 yards and a touchdown
- Finished the year with three 100-yard games and led the team with 10 punt returns for 101 yards a year ago

TE

#7 • WR • DAMIAN KING • 5-11 • 175 • R-SR.

- Finished the season opener against Syracuse with a 23-yard reception
- Five receptions for 29 yards at Louisiana
- Finished the BYU game with five receptions for 50 yards
- Saw playing time in three games in 2018 and received a medical redshirt after suffering a season-ending injury


#68 • LT • TRISTAN SCHULTZ • 6-4 • 295 • JR.

- Has started all 10 games at left tackle in 2019, including his first career start to open the season against No. 22 Syracuse
- Saw playing time in all 12 games in 2018, starting 10 games at right tackle
- Named Liberty's Special Teams Player of the Week after the Army game


#59 • LG • DAMIAN BOUNDS • 6-1 • 300 • R-JR.


- Made his first career start at the left guard position during the 2019 opener vs. No. 22 Syracuse
- Started all 10 games at LG in 2019
- Saw playing time in the first 10 games of the 2018 season, serving in a backup role at center


#65 • C • THOMAS SARGEANT • 6-1 • 290 • R-JR.

- Has started at center for the last 34 consecutive games, dating back to the 2017 season
- Started all 12 games at center for the Flames in 2018


#56 • RG • DONTAE DUFF • 6-1 • 330 • R-SR.


- Has started all 44 games during his career (5 LG, 4 C, 35 RG)
- Started all 12 games at right guard in 2018 and served as a team captain
- 2018 Phil Steele Postseason All-Independent second team
- 2018 VaSID All-State second team


#73 • RT • SAM ISAACSON • 6-7 • 315 • R-SR.


- Started his 12th career game against No. 22 Syracuse, all of which have come at right tackle, vs. No. 22 Syracuse
- Started all 10 games at RT in 2019
- Second-most games played (39) of any active Liberty offensive lineman

OL


KEY RESERVES/SPECIALIST


#4 • QB • BRANDON ROBINSON • 6-4 • 215 • R-FR.

- Led the Flames in rushing against Hampton, finishing the contest with seven carries for 105 yards and two touchdowns
- Redshirted in 2018
- Threw for 2,038 yards and 21 TDs, while rushing for 409 yards and 5 TDs as a senior at Irvington HS


#17 • WR • KHALEB COLEMAN • 6-2 • 205 • R-SO.

- Opened the season with three receptions for 25 yards against No. 22 Syracuse
- Finished his first season on the field for the Flames in 2018 with 11 receptions for 126 yards
- Saw playing time in nine games and started three contests


#81 • WR • NOAH FRITH • 6-4 • 180 • R-FR.


- Missed the first four games of the season with an injury
- Recorded a career-long 53-yard reception against New Mexico
- Had his first career TD reception (14 yards) against Maine
- Finished the UMass game with three receptions for 42 yards
- Redshirted after playing in four games in 2018


#40 • TE • ZAC FOUTZ • 6-3 • 250 • R-SR.

- Started the last seven games for the Flames at TE
- Caught a two-yard TD pass at New Mexico State
- Had a career high two TD receptions at BYU
- Missed half the 2018 season with an injury
- Entered his final season at Liberty with 28 career games played


#1 • WR/RS • SHEDRO LOUIS • 5-8 • 175 • FR.

- Finished his first collegiate game with three kickoff returns for 48 yards against No. 22 Syracuse
- Had his first two career receptions against Buffalo (15 yards)
- Had a 97-yard kickoff return for a touchdown against Maine
- Missed the Rutgers and UMass games due to an injury


#10 • K • ALEX PROBERT • 5-8 • 180 • R-JR.

- Ranks No. 3 in school history scoring by kickers (251 points)
- Ranks No. 4 in school history in field goals (40 and XP (131))
- Tied a career long with a 51-yard field goal at New Mexico State
- Limited to four games in 2018 due to a preseason injury
- Finished the season connecting on 19-of-20 extra point attempts

1 SHEDRO LOUIS, WR/RS

Receptions:	2, vs. Buffalo, 09-14-19
Receiving yards:	15, vs. Buffalo, 09-14-19
	15, vs. Maine, 10-19-19
Receiving TDs:	
Long reception:	15, vs. Maine, 10-19-19
Long kick return:	97 (TD), vs. Maine, 10-19-19
Long punt return:	17, at Louisiana, 09-07-19

2 KEVIN SHAA, WR

Receptions:	5, vs. Buffalo, 09-14-19
	vs. New Mexico, 09-28-19
Receiving yards:	89, at Rutgers, 10-26-19
Receiving TDs:	1, vs. Buffalo, 09-14-19
	1, vs. Maine, 10-19-19
Long reception:	48, vs. Old Dominion, 09-01-18

3 JOHNNY HUNTLEY, TE

Receptions:	1, 5 times (last at BYU, 11-09-19)
Receiving yards:	22, at Rutgers, 10-26-19
Receiving TDs:	
Long reception:	22, at Rutgers, 10-26-19

4 BRANDON ROBINSON, QB

Completions:	2, at UMass, 11-02-19
Attempts:	2, at UMass, 11-02-19
Passing TDs:	1, at UMass, 11-02-19
Passing Yards:	19, at UMass, 11-02-19
Long Completion:	14, at UMass, 11-02-19
Rush attempts:	7, vs. Hampton, 09-21-19
	7, at UMass, 11-02-19
Rush yards:	105, vs. Hampton, 09-21-19
Rush TDs:	2, vs. Hampton, 09-21-19
Long rush:	75, vs. Hampton, 09-21-19

5 DJ STUBBS, WR

Receptions:	11, at New Mexico State, 10-06-18
Receiving yards:	155, vs. Old Dominion, 09-01-18
Receiving TDs:	1, 4 times (last, at UMass, 11-02-19)
Long reception:	55, vs. Old Dominion, 09-01-18
Long kick return:	71, vs. Morehead State, 09-09-17
Long punt return:	60, at New Mexico State, 10-06-18

7 DAMIAN KING, WR/RS

Receptions:	11, vs. Indiana St., 09-16-17
Receiving yards:	172, at Army, 09-08-18
Receiving TDs:	1, 6 times (last at New Mexico, 09-29-18)
Long reception:	62, at Army, 09-08-18
Long punt return:	17, vs. Jacksonville, 09-10-16

9 DEMARIO DOUGLAS, WR

Receptions:	4, at UMass, 11-02-19
Receiving yards:	85, at UMass, 11-02-19
Receiving TDs:	1, at UMass, 11-02-19
Long reception:	45, at UMass, 11-02-19

11 ANTONIO GANDY-GOLDEN, WR

Receptions:	13, at Baylor, 09-02-17
Receiving yards:	245, at New Mexico, 09-29-18
Receiving TDs:	3, vs. Old Dominion, 09-01-18
Long reception:	73, vs. Hampton, 09-21-19

12 STEPHEN CALVERT, QB

Completions:	44, at Baylor, 09-02-17
Attempts:	60, at Baylor, 09-02-17
Passing TDs:	5, 3 times (last vs. Maine, 10-19-19)
Passing yards:	474, at UMass, 11-02-19
Long completion:	76, vs. Monmouth, 10-22-16
	vs. Morehead State, 09-09-17
	at Monmouth, 10-21-17

15 CHRIS BARRETT, TE

Receptions:	2, vs. Buffalo, 09-14-19
Receiving yards:	12, at Auburn, 11-17-18
Receiving TDs:	
Long reception:	12, at Auburn, 11-17-18

17 KHALEB COLEMAN, WR

Receptions:	7, vs. Idaho State, 10-20-18
Receiving yards:	56, vs. Idaho State, 10-20-18
Receiving TDs:	1, vs. Troy, 10-13-18
Long reception:	29, vs. Troy, 10-13-18

23 FRANKIE HICKSON, RB

Rush attempts:	27, 3 times (last vs. NMSU, 11-24-18)
Rush yards:	155, at New Mexico State, 10-06-18
Rush TDs:	3, vs. Idaho State, 10-20-18
	3, at UMass, 11-02-19
Long rush:	66, at Louisiana, 09-07-19
Long kick return:	99 (TD), at Kennesaw State, 10-15-16

24 TROY HENDERSON, RB

Rush attempts:	4, vs. Hampton, 09-21-19
Rush yards:	63, vs. Hampton, 09-21-19
Rush TDs:	1, vs. Hampton, 09-21-19
Long rush:	59, vs. Hampton, 09-21-19

25 PEYTON PICKETT, RB

Rush attempts:	17, vs. Troy, 10-15-18; at Virginia, 11-10-18
Rush yards:	117, at Virginia, 11-10-18
Rush TDs:	2, 3 times (last vs. Idaho State, 10-20-18)
Long rush:	53, Old Dominion, 09-01-18

33 FRANK BOYD, RB

Rush attempts:	16, at UMass, 11-03-18
Rush yards:	83, at UMass, 11-03-18
Rush TDs:	3, at UMass, 11-03-18
Long rush:	20, vs. Norfolk State, 12-01-18

34 JOSHUA MACK, RB

Rush attempts:	16, at New Mexico State, 10-05-19
Rush yards:	113, at New Mexico State, 10-05-19
Rush TDs:	2, at Rutgers, 10-26-19
Long rush:	43, at Rutgers, 10-26-19

40 ZAC FOUTZ, TE

Receptions:	3, at New Mexico State, 10-06-18;
	at Virginia, 11-10-18
Receiving yards:	53, at New Mexico, 09-29-18
Receiving TDs:	2, at BYU, 11-09-19
Long reception:	47, at New Mexico, 09-29-18

81 NOAH FRITH, WR

Receptions:	3, at UMass, 11-02-19
	3, at BYU, 11-09-19
Receiving yards:	53, vs. New Mexico, 09-28-19
Receiving TDs:	1, vs. Maine, 10-19-19
Long reception:	53, vs. New Mexico, 09-28-19

88 JEROME JACKSON, TE

Receptions:	1, 4 times (last at UMass, 11-02-19)
Receiving yards:	10, vs. New Mexico State, 11-24-18
Receiving TDs:	1, vs. New Mexico, 09-28-19
	1, at UMass, 11-02-19
Long reception:	10, vs. New Mexico State, 11-24-18

10 ALEX PROBERT, K

Points Scored:	16, at Baylor, 09-02-17;
	vs. Morehead State, 09-09-17
PATs Made:	9, at UMass, 11-02-19
FGs Made:	4, at Baylor, 09-02-17
Long Field Goal:	51, three times (last at NMSU, 10-05-19)

41 AARON PEART, K/P

Points Scored:	10, 3 times (last vs. Norfolk State, 12-01-18)
PATs Made:	7, 3 times (last vs. Norfolk State, 12-01-18)
FGs Made:	1, 3 times (last vs. Norfolk State, 12-01-18)

BIRTHDAY CHART

August Date	Player	Game Day
31	Bejour Wilson	Syracuse
September Date	Player	Game Day
1	Carter Bradley	
5	Elijah Benton	
6	Cade Rowland	
13	Amarii Jenkins	
17	Zack Amerson	
21	Christian Launius	Hampton
23	Noah Frith	
24	Gabriel Elliott	
October Date	Player	Game Day
2	D'Wayne Crawford	
2	Elisha Mitchell	
3	Carl Poole	
3	Carlos Poole	
11	JT Wood	
13	Micah Glaize	
16	Chris Megginson	
20	Tyren Dupree	
23	Zac Foutz	
28	Will Bowers	
30	Tayvion Land	
November Date	Player	Game Day
1	Shedro Louis	
1	Javon Scruggs	
5	Dontae Duff	
10	Kevin Shaa	
13	Jack Beil	
16	Remington Green	
20	Ralfs Rusins	
21	Isaiah Avery	
21	Mason Yost	
30	Malik Caper	New Mexico St. (H)
December Date	Player	Game Day
2	Rion Davis	
4	Jonathan Graham	
4	Vincent Mangogna	
8	Demario Douglas	
8	Shane Drayton	
13	Isaac Steele	
18	Brandon Tillmon	
21	Henry Chibueze	
26	Tristan Schultz	
27	Ryan Eshleman	
28	Jimmy Faulks	
29	Henry Van Dellen	
30	Johnny Huntley	

DL

LB

DB


#11 • DE • JESSIE LEMONIER • 6-3 • 240 • R-SR.

- Ranks No. 13 in the country in sacks (8.5/0.85 spg), aided by a nine-tackle (7 solo, 2 asst.) and 3.0 sack effort against Buffalo
- Led the Flames at New Mexico State, finishing the game with 11 tackles (5 solo, 6 asst.), including 2.5 TFLs (10 yards) and 1.0 sacks (6 yards)
- Tied his career high with 11 stops at Rutgers (four solo, seven assisted), including a five-yard sack
- Moved into fifth place on Liberty's all-time career sacks list after a two-yard sack at UMass (currently with 18.5 career sacks)
- 2018 Phil Steele Postseason All-Independent and 2018 VaSID All-State second teams/third player in program history to record 10+ sacks in a season


#94 • DT • VINCENT ELEFANTE • 6-4 • 310 • R-SR.

- Has started all 10 games in 2019 at DT
- Finished the New Mexico State game with three assisted tackles and his first TFL of the season
- Posted a season-best four assisted tackles at UMass
- Finished his first year with the Flames in 2018 with 12 tackles, including nine solo stops
- Three solo tackles in a road win at New Mexico, including a tackle for a loss (four yards)


#99 • NG • RALFS RUSINS • 6-5 • 315 • R-JR.


- Has started all 10 games in 2019 at NG
- He finished the game No. 22 Syracuse with nine tackles (five solo, four assisted) and a five-yard sack
- Matched his career high with nine tackles against New Mexico (two solo, seven assisted), including 1.5 TFLs (3 yards) and 0.5 sacks (1 yard)
- Finished the Rutgers game with seven tackles, all assisted stops
- Saw playing time in all 12 games in 2018, starting at nose guard against Old Dominion and North Texas


#44 • DE • AUSTIN LEWIS • 6-6 • 255 • SO.

- Opened the season with six tackles, including four solo tackles, against No. 22 Syracuse
- Four solo stops at Louisiana, including 1.0 TFL (5 yards), one forced fumble, pass breakup and quarterback hurry
- Finished the New Mexico State game with six assisted tackles, including 1.0 TFLs (1 yard)
- Football Writers Association of America (FIAA) Freshman All-American in 2018 (first player in program history to earn All-America honors at the FBS level)
- 2018 VaSID Defensive Rookie of the Year after recording 6.5 TFL and 3.5 sacks on the season


#14 • MIKE • SOLOMON AJAYI • 6-1 • 235 • R-SR.

- Became Liberty's third active defender with 100+ career tackles following a career-high 10 tackles against New Mexico (Current career tackles: 145)
- Opened the season with seven stops against No. 22 Syracuse, including six solo tackles
- Finished the New Mexico State (4 solo, 4 assisted) and Maine (6 solo, 2 assisted) games with eight tackles
- Finished the Rutgers game with nine tackles (four solo, five assisted)
- Started all 12 games in 2018 and tied for the team lead with 76 tackles (41 solo, 35 assisted) - Younger brother of former NFL RB Jay Ajayi


#12 • LB • BRANDON TILLMON • 6-0 • 210 • SR.

- Started five games at WILL linebacker, but missed the Rutgers contest
- Ranks second on Liberty's roster among active defenders with 155 career tackles (102 solo, 53 asst.)
- Finished the Buffalo game with 11 tackles (seven s., four asst.)
- Recorded his third career interception at New Mexico State


#31 • ROVER • ELIJAH BENTON • 6-1 • 205 • R-SR.

- Liberty's active career tackles leader: 181 (109 solo, 72 assisted)
- Had a career game to open the 2019 season, leading the Flames with 13 tackles (five solo, eight assisted) against No. 22 Syracuse
- Returned to the lineup against Buffalo, recording 10 tackles (7 s., 3 asst.)
- Named to the 2018 Google Cloud CoSIDA Academic All-District® team


#20 • CB • BEJOUR WILSON • 5-11 • 170 • R-SR.


- Returned to action against Maine after missing three games due to injury
- Ranks No. 33 in the country in interceptions (3) - started the season with two INTs in the first two games including a stop in the endzone against No. 22 Syracuse
- Finished last season with 58 tackles (43 solo, 15 assisted)


#6 • S/RS • CENECE ESPINOZA, JR. • 6-1 • 215 • R-JR.

- Seven tackles (six solo, one assisted) at Louisiana, plus a FF with recovery
- Returned an INT 45 yards for a TD against Hampton, his second INT of 2019
- Tied a season high with seven tackles against Maine, all solo stops
- Needs eight more tackles to join the 100-career tackle club (92)
- Played in 11 of 12 games in 2018



#1 • FS • JAVON SCRUGGS • 5-11 • 170 • SO.

- Six stops at New Mexico St. and had a 72-yard INT return
- Career-best 10 tackles at Rutgers (six solo, four assisted)
- Missed the UMass game due to an injury
- Six tackles at BYU, including a career-high 2.5 TFLs
- Played in all 12 games as a true freshman during 2018 campaign



#8 • CB • JIMMY FAULKS • 6-1 • 185 • R-JR.

- Recorded his second career INT in the end zone against New Mexico
- Finished the Louisiana game with three tackles (two solo, one assisted)
- Redshirted in 2018 after playing one game at Army
- Saw playing time in all 11 games in 2017, starting six of the last eight games at boundary cornerback


KEY RESERVES/SPECIALIST


#96 • DL • TRESHAUN CLARK • 6-3 • 230 • FR.


- Has started the last three games at defensive end
- Finished his first collegiate game with three tackles, including two solo stops, against No. 22 Syracuse
- Career high four tackles at New Mexico State, finishing the game with 2.5 TFLs and 2.0 sacks


#9 • LB • AMARII JENKINS • 6-0 • 210 • R-SO.

- Had a career game against No. 22 Syracuse to open 2019, finishing the contest with six tackles, including five solo stops and his first career sack
- Five stops against Hampton (two solo, three assisted)
- Saw playing time in all 12 games in 2018 (12 tackles)


#33 • WILL • WAYLEN COZAD • 6-2 • 215 • JR.

- Recorded five tackles at New Mexico State
- Season best nine stops at Rutgers (four solo, five assisted)
- Transferred to Liberty from Sierra College in Rocklin, Calif.
- Finished his career at Sierra with 120 tackles (46 solo, 74 assisted), 8.0 sacks, 21.5 tackles for a loss and five pass breakups


#23 • CB • KEI'TREL CLARK • 5-10 • 160 • FR.

- Got his first career start against Hampton, finishing the game with four solo tackles
- Posted a season-high five tackles at New Mexico State
- Tied his career best with tackles against Maine, including his first two career TFLs and a sack


#13 • S • ISAAC STEELE • 6-0 • 180 • R-JR.

- Missed the Buffalo and Hampton games due to an injury
- Recorded his fourth career INT against Maine
- Led the Flames with a season-best seven stops at UMass
- Finished the BYU game with five tackles, all solo stops
- Ranked third with 65 tackles in 2018 (44 solo, 21 asst.)


#46 • P • AIDAN ALVES • 6-1 • 220 • R-SO.

- 2019 Ray Guy Award finalist
- Finished the 2019 opener against No. 22 Syracuse with eight punts, averaging 43.9 yards per punt (351 yards)
- Put on scholarship after averaging 45.5 ypp against Hampton
- Averaged 40 or more yards per punt the last seven games

1 JAVON SCRUGGS, FS

Interceptions: 1, at New Mexico State, 10-05-19
1, vs. Maine, 10-19-19
Long interception return: 72, at New Mexico St., 10-05-19
Tackles: 10, at Rutgers, 10-26-19
Tackles for loss: 2.5, at BYU, 11-09-19

2 EMANUEL DABNEY, CB

Tackles: 2, vs. Syracuse, 08-31-19
at New Mexico State, 10-05-19
Sacks: 0.5, at BYU, 11-09-19
Tackles for loss: 0.5, at BYU, 11-09-19

6 CENECA ESPINOZA, JR, S

Interceptions: 1, 3 times (last vs. Hampton, 09-21-19)
Long interception return: 45, vs. Hampton, 09-21-19
Tackles: 10, vs. Presbyterian, 11-11-17
Tackles for loss: 1.0, 3 times (last vs. Hampton, 09-21-19)
Long kickoff return: 43, vs. Idaho State, 10-20-18

8 JIMMY FAULKS, CB

Interceptions: 1, at Indiana St., 09-16-17
vs. New Mexico, 09-28-19
Tackles: 5, at Gardner-Webb, 10-28-17

9 AMARII JENKINS, LB

Tackles: 6, vs. Syracuse, 08-31-19
Sacks: 1.0, vs. Syracuse, 08-31-19
Tackles for loss: 1.0, 2 times (last vs. Syracuse, 08-31-19)

11 JESSIE LEMONIER, DL

Tackles: 11, at New Mexico State, 10-05-19
11, at Rutgers, 10-26-19
Sacks: 3.0, three times (last vs. Buffalo, 09-14-19)
Tackles for loss: 5.0, vs. Idaho State, 10-20-18

12 BRANDON TILLMON, LB

Interceptions: 1, three times (last at NMSU, 10-05-19)
Tackles: 11, vs. Buffalo, 09-14-19
Sacks: 1.0, at Auburn, 11-17-18; vs. New Mexico St., 11-24-18
Tackles for loss: 2.0, vs. Jacksonville, 09-10-16

13 ISAAC STEELE, S

Interceptions: 2, at New Mexico, 09-29-18
Long interception return: 20, at New Mexico, 09-29-18
Tackles: 8, vs. Old Dominion, 09-01-18, at Auburn, 11-17-18
Tackles for loss: 1.0, 3 times (last vs. Norfolk St., 12-01-18)

14 SOLOMON AJAYI, LB

Interceptions: 1, at UMass, 11-03-18
1, vs. New Mexico State, 11-24-18
Long Interception Return: 26 (TD), vs. New Mexico State, 11-24-18
Tackles: 10, vs. New Mexico, 09-28-19
Sacks: 1.0, at UMass, 11-03-18
Tackles for loss: 2.0, at Louisiana, 09-07-19

20 BEJOUR WILSON, CB

Interceptions: 1, 6 times (last at BYU, 11-09-19)
Long interception return: 42, vs. Troy, 10-13-18
Tackles: 10, at New Mexico State, 10-06-18

23 KEI'TREL CLARK, CB

Tackles: 5, at New Mexico State, 10-05-19
5, vs. Maine, 10-19-19
Sacks: 1.0, vs. Maine, 10-19-19
Tackles for loss: 2.0, vs. Maine, 10-19-19

31 ELIJAH BENTON, S

Interceptions: 1, at New Mexico, 09-29-18
vs. New Mexico, 09-28-19
Tackles: 13, vs. Syracuse, 08-31-19
Tackles for loss: 1.0, at Auburn, 11-17-18

33 WAYLEN COZAD, LB

Tackles: 9, at Rutgers, 10-26-19
Sacks: 0.5, vs. Hampton, 09-21-19
Tackles for loss: 0.5, vs. Hampton, 09-21-19

35 TYREN DUPREE, LB

Tackles: 6, at Rutgers, 10-26-19
Sacks: 1.0, at New Mexico State, 10-05-19
1.0, at UMass, 11-02-19
Tackles for loss: 1.0, at New Mexico State, 10-05-19
1.0, at UMass, 11-02-19

44 AUSTIN LEWIS, DL

Tackles: 8, at Army, 09-08-18
Sacks: 1.0, 4 times (last vs. Maine, 10-19-19)
Tackles for loss: 2.0, vs. Idaho State, 10-20-18

47 REMINGTON GREEN, LB

Tackles: 8, at Army, 09-08-18
Sacks: 1.0, at Army, 09-08-18
Tackles for loss: 1.0, at Army, 09-08-18

94 VINCENT ELEFANTE, DL

Tackles: 4, at UMass, 11-03-18
4, at UMass, 11-02-19
Sacks: 0.5, vs. Maine, 10-19-19
Tackles for loss: 1.0, at New Mexico, 09-29-18
at New Mexico State, 10-05-19

96 TRESHAUN CLARK, DL

Tackles: 4, at New Mexico State, 10-05-19
Sacks: 2.0, at New Mexico State, 10-05-19
Tackles for loss: 2.5, at New Mexico State, 10-05-19

98 BRAYDEN MONDAY, DL

Tackles: 4, at Louisiana, 09-07-19
Sacks: 0.5, at Louisiana, 09-07-19
Tackles for loss: 0.5, at Louisiana, 09-07-19

99 RALFS RUSINS, DL

Tackles: 9, vs. Syracuse, 08-31-19
vs. New Mexico, 09-28-19
Sacks: 1.0, 2 times (last vs. Syracuse, 08-31-19)
Tackles for loss: 1.5, vs. New Mexico, 09-28-19
vs. Maine, 10-19-19

46 AIDAN ALVES, P

Punts: 9, vs. Troy, 10-13-18
Long Punt: 73, vs. Idaho State, 10-20-18
73, vs. Hampton, 09-21-18

ALL-TIME 50-YARD FIELD GOALS IN WILLIAMS STADIUM HISTORY

Distance	Kicker	Team	Opponent	Date
60	John Lunsford	Liberty	Richmond	10/4/14
57	John Lunsford	Liberty	Kennesaw State	10/24/15
57	John Lunsford	Liberty	Bryant	9/20/14
56	Nick Terracina	YSU	Liberty	9/27/03
53	Andrew Foster	Morehead St.	Liberty	9/9/17
52	Andrew Shelley	New Mexico	Liberty	9/28/19
52	John Lunsford	Liberty	Delaware State	9/5/15
52	Dave Ettinger	Hofstra	Liberty	11/15/97
52	Daniel Whitehead	Liberty	Catawba	10/22/94
51	Alex Probert	Liberty	New Mexico State	11/24/18
51	Alex Probert	Liberty	Robert Morris	10/1/16
51	John Lunsford	Liberty	Charleston So.	11/15/14
50	Tyler Sumpter	Troy	Liberty	10/13/18
50	Matt Bevins	Liberty	Stony Brook	11/20/10

2019 SPECIAL TEAMS TACKLES

Player	Total	Kickoff	Punt
Brody Brumm	3.5	3.5	0
Khaleb Coleman	3	2	1
Amarii Jenkins	3	1.5	1.5
Aidan Alves	2	0	2
Tayvion Land	2	1	1
Rion Davis	1.5	1	0.5
Remington Green	1.5	1.5	0
Alex Probert	1.5	1.5	0
Benjamin Alexander	1	1	0
Jessie Lemonier	1	0	1
Austin Mock	1	0	1
Tristan Schultz	1	0	1
Javon Scruggs	1	0	1
Isaac Steele	1	0	1
Bejour Wilson	1	0	1
Chris Megginson	0.5	0.5	0
Micah Glaize	0.5	0.5	0
Total	26	14	12

Liberty Career Top 5

Rushing Yards

1) Dre Barnes/2001-04	4,035
2) Stacy Nobles/1996-99	3,711
3) Rashad Jennings/2006-08	3,633
4) Lawrence Worthington/1994-96	2,723
5) Chip Smith/1974-76	2,617
Frankie Hickson/2016-Present	2,494

Rushing Touchdowns

1) Rashad Jennings/2006-08	42
2T) Stacy Nobles/1996-99	35
2T) Lawrence Worthington/1994-96	35
4) Charles McCray/1985-89	30
5) Mike Brown/2008-11	29
Frankie Hickson/2016-Present	24

Passing Yards

1) Stephen Calvert/2016-Present	11,303
2) Josh Woodrum/2012-15	10,266
3) Robby Justino/1989-92	9,548
4) Paul Johnson/1985-89	7,397
5) Brock Smith/2005-08	7,036

Touchdown Passes

1) Stephen Calvert/2016-Present	88
2) Robby Justino/1989-92	64
3) Josh Woodrum/2012-15	61
4) Brock Smith/2005-08	50
5) Paul Johnson/1985-89	49

Total Offense

1) Stephen Calvert/2016-Present	10,851
2) Josh Woodrum/2012-15	10,690
3) Robby Justino/1989-92	8,806
4) Mike Brown/2008-11	7,947
5) Brock Smith/2005-08	7,189

Receptions

1) Antonio Gandy-Golden/2016-Present	225
2) Darrin Peterson/2012-15	215
3) Chris Summers/2008-11	188
4) Pat Nelson/1988-91	176
5) Pat Kelly/2009-12	162

Receiving Yards

1) Antonio Gandy-Golden/2016-Present	3,662
2) Darrin Peterson/2012-15	3,170
3) Chris Summers/2008-11	2,712
4) Kelvin Edwards/1982-85	2,546
5) Pat Nelson/1988-91	2,447

Touchdown Receptions

1) Antonio Gandy-Golden/2016-Present	31
2) Darrin Peterson/2012-15	27
3) Chris Summers/2008-11	26
4) Kelvin Edwards/1982-85	22
5) Courtney Freeman/1994-97	21

Liberty Career Top 5

All-Purpose Yards

1) Dre Barnes/2001-04	4,461
2) Stacy Nobles/1996-99	4,220
3) Rashad Jennings/2006-08	4,155
4) Frankie Hickson/2016-Present	4,090
5) Antonio Gandy-Golden/2016-Present	3,662

Kicker Scoring

1) Matt Bevins/2008-11	309
2) John Lunsford/2012-15	294
3) Alex Probert/2016-Present	251
4) Phillip Harrelson/1995-98	250
5) Daniel Whitehead/1991-94	238

Touchdowns Responsible For

1) Stephen Calvert/2016-Present	91
2) Josh Woodrum/2012-15	77
3) Mike Brown/2008-10	74
4) Robby Justino/1989-92	66
5) Brock Smith/2005-08	54

Field Goals Made

1) Matt Bevins/2008-11	58
2) John Lunsford/2012-15	48
3) Daniel Whitehead/1991-94	43
4) Alex Probert/2016-Present	40
5) Phillip Harrelson/1995-98	35

Extra Points Made

1) John Lunsford/2012-15	150
2) Phillip Harrelson/1995-98	142
3) Matt Bevins/2008-11	135
4) Alex Probert/2016-Present	131
5) Daniel Whitehead/1991-94	109

Quarterback Sacks

1) Chima Uzowihe/2012-15	25.0
2) Aaron DeBerry/2000-03	22.0
3) Juwan Wells/2015-18	19.5
4) Rodney Degrate/1994-96	19.0
5) Jessie Lemonier/2018-Present	18.5

Liberty Single-Season Top 5

Passing Yards

1) Stephen Calvert/2017	3,363
2) Phil Basso/1984	3,226
3) Robby Justino/1991	3,176
4) Robby Justino/1990	3,076
5) Stephen Calvert/2018	3,068
Stephen Calvert/2019	2,941

Passing Completions

1T) Robby Justino/1991 & Stephen Calvert/2017	257
3) Phil Basso/1984	250
4) Josh Woodrum/2015	242
5) Stephen Calvert/2018	240
Stephen Calvert/2019	201

Liberty Single-Season Top 5

Touchdown Passes

1) Stephen Calvert/2017.....	29
2T) Phil Basso/1984 & Robby Justino/1990.....	24
4T) Mike Brown/2010 & Stephen Calvert/2019	23
5) Stephen Calvert/2018	21

Receiving Yards

1) Darrin Peterson/2014	1,379
2) Antonio Gandy-Golden/2019	1,244
3) Chris Summers/2010	1,081
4) Pat Nelson/1991	1,075
5) Antonio Gandy-Golden/2017	1,066

Receiving Touchdowns

1) Chris Summers/2010	15
2) Darrin Peterson/2014	12
3T) Eric Green/1989, B.J. Farrow/2017, Antonio Gandy-Golden/2017 &	
3T) Antonio Gandy-Golden/2018	10

Sacks

1) Eric Simmons/1981.....	13.0
2T) Larkin Harsey/1990 & Jesse Lemonier/2018.....	10.0
4) Toby Onyechi/2014	9.5
5) Jerome Wicker/1997	9.0
Jessie Lemonier/2019	8.5

Liberty Single-Game Records Owned by Current Players

Passing Yardage

Stephen Calvert vs. UMass/2019	474
---	------------

Passing Completions

Stephen Calvert vs. Baylor/2017	44
--	-----------

Receiving Touchdowns

Antonio Gandy-Golden vs. ODU/2018 & 14 other occurrences	3
---	----------

Receiving Yardage

Antonio Gandy-Golden vs. New Mexico/2018	245
---	------------

Field Goals Made

Alex Probert vs. Baylor/2017 & 5 other occurrences	4
---	----------

Career 100+ Yard Rushing Games

#23 Frankie Hickson (7)

Date	Opponent	No.	Yds	TD
9/10/16	Jacksonville	14	116	2
10/6/18	New Mexico State	24	155	1
10/20/18	Idaho State	22	133	3
11/3/18	UMass	27	133	2
11/24/18	New Mexico State	27	116	0
12/1/18	Norfolk State	17	100	1
9/7/19	Louisiana	18	133	1

#34 Joshua Mack (2)

Date	Opponent	No.	Yds	TD
10/5/19	New Mexico State	16	113	1
10/26/19	Rutgers	11	109	2

#4 Brandon Robinson (1)

Date	Opponent	No.	Yds	TD
9/21/19	Hampton	7	105	2

Career 100+ Yard Rushing Games (Cont.)

#25 Peyton Pickett (1)

Date	Opponent	No.	Yds	TD
11/11/18	Virginia	17	117	1

Career 300+ Yard Passing Games

#12 Stephen Calvert (18)

Date	Opponent	C-A-Int	Yds	TD
10/1/16	Robert Morris	23-37-0	340	4
10/22/16	Monmouth	27-34-2	350	3
9/2/17	Baylor	44-60-0	447	3
9/16/17	Indiana State	30-42-1	379	4
10/21/17	Monmouth	25-50-0	408	5
10/28/17	Gardner-Webb	21-34-0	333	2
11/11/17	Presbyterian	14-26-0	311	3
9/1/18	Old Dominion	25-36-0	345	4
9/8/18	Army	19-37-1	307	2
9/29/18	New Mexico	24-41-1	417	3
10/6/18	New Mexico State	31-54-1	365	2
10/20/18	Idaho State	32-48-2	362	2
9/14/19	Buffalo	23-30-0	325	4
9/21/19	Hampton	10-16-0	319	2
9/28/19	New Mexico	24-36-0	306	2
10/19/19	Maine	23-35-0	351	5
11/2/19	UMass	20-27-0	474	4
11/9/19	BYU	27-45-0	303	3

Career 100+ Yard Receiving Games

#11 Antonio Gandy-Golden (17)

Date	Opponent	No.	Yds	TD
9/2/17	Baylor	13	192	2
9/16/17	Indiana State	7	171	1
9/23/17	Jacksonville State	7	126	0
10/21/17	Monmouth	9	127	2
10/28/17	Gardner-Webb	4	123	1
11/18/17	Charleston Southern	10	113	2
9/29/18	New Mexico	11	245	1
10/6/18	New Mexico State	7	115	1
10/20/18	Idaho State	10	142	2
11/3/18	UMass	9	205	2
8/31/19	Syracuse	6	119	0
9/14/19	Buffalo	8	174	2
9/21/19	Hampton	4	181	2
9/28/19	New Mexico	6	144	1
10/19/19	Maine	9	149	0
11/2/19	UMass	6	137	1
11/9/19	BYU	10	162	1

#5 DJ Stubbs (3)

Date	Opponent	No.	Yds	TD
9/1/18	Old Dominion	7	155	1
10/6/18	New Mexico State	11	115	0
10/20/18	Idaho State	8	108	0

#7 Damian King (2)

Date	Opponent	No.	Yds	TD
10/28/17	Gardner-Webb	8	108	1
9/8/18	Army	8	172	1

LIBERTY'S 2019 SCORING DRIVES

Opponent	Plays-Yds.	TOP	Qtr	Scoring Play
Syracuse	N/A			
Louisiana	8-75	4:06	1	12-yard TD pass Calvert to Stubbs
Louisiana	3-89	1:15	2	66-yard TD run for Hickson
Buffalo	5-75	1:17	1	19-yard TD pass Calvert to Bollinger
Buffalo	7-74	2:39	2	33-yard TD pass Calvert to Shaa
Buffalo	8-71	3:45	2	36-yard TD pass Calvert/Gandy-Golden
Buffalo	3-31	0:35	2	1-yard TD run for Hickson
Buffalo	1-55	0:11	3	55-yard TD pass Calvert/Gandy-Golden
Hampton	4-64	1:14	1	2-yard TD run for Hickson
Hampton	7-80	1:47	1	2-yard TD run for Robinson
Hampton	1-73	0:10	1	73-yard TD pass Calvert/Gandy-Golden
Hampton	2-6	0:20	1	1-yard TD run for Pickett
Hampton	0-0	0:00	2	45-yard INT return by Espinoza, Jr.
Hampton	5-43	2:22	2	29-yard TD pass Calvert/Gandy-Golden
Hampton	3-75	0:59	3	3-yard TD run for Mack
Hampton	5-76	2:15	3	75-yard TD run for Robinson
Hampton	4-75	2:12	4	59-yard TD run for Henderson
New Mexico	9-87	4:19	1	3-yard TD pass Calvert/Gandy-Golden
New Mexico	8-82	2:13	2	3-yard TD pass Calvert/Jackson
New Mexico	7-68	3:18	3	42-yard FG Probert
New Mexico State	6-21	2:54	1	25-yard FG Probert
New Mexico State	13-87	4:03	2	2-yard TD pass Calvert/Foutz
New Mexico State	12-48	3:40	3	51-yard FG Probert
New Mexico State	4-75	1:27	4	4-yard TD run for Mack
Maine	4-80	1:19	1	14-yard TD pass Calvert/Frith
Maine	0-0	0:00	1	97-yard kickoff TD return for Louis
Maine	8-62	2:47	1	36-yard FG Probert
Maine	4-5	1:14	2	1-yard TD run for Pickett
Maine	7-69	2:26	2	18-yard TD pass Calvert/Henderson
Maine	8-54	2:33	2	5-yard TD pass Calvert/Hickson
Maine	9-70	1:43	2	1-yard TD run for Mack
Maine	6-76	2:01	3	7-yard TD pass Calvert/Stubbs
Maine	6-54	1:42	4	15-yard TD pass Calvert/Shaa
Rutgers	10-80	3:17	1	4-yard TD run for Hickson
Rutgers	6-85	3:22	1	18-yard TD run for Mack
Rutgers	4-73	1:42	2	29-yard TD pass Calvert/Gandy-Golden
Rutgers	11-56	4:56	3	24-yard FG Probert
Rutgers	10-44	2:20	4	46-yard FG Probert
Rutgers	12-84	2:49	4	8-yard TD run for Mack
UMass	5-65	1:38	1	7-yard TD run for Hickson
UMass	3-70	1:09	1	5-yard TD pass Robinson/Henderson
UMass	4-90	1:18	1	31-yard TD pass Calvert/Douglas
UMass	2-72	0:24	1	60-yard TD pass Calvert/Gandy-Golden
UMass	6-74	2:24	2	38-yard TD pass Calvert/Stubbs
UMass	7-63	3:23	2	2-yard TD run for Robinson
UMass	8-79	1:03	2	4-yard TD pass Calvert/Jackson
UMass	3-59	0:55	3	15-yard TD run for Hickson
UMass	4-56	1:03	3	1-yard TD run for Hickson
BYU	10-75	3:56	1	19-yard TD pass Calvert/Foutz
BYU	12-72	4:04	3	24-yard FG Probert
BYU	6-77	1:54	3	41-yard TD pass Calvert/Gandy-Golden
BYU	4-46	1:13	4	13-yard TD pass Calvert/Foutz

Longest scoring drive (plays) - 13 at New Mexico State (10-05-19)
 Longest scoring drive (yards) - 90 at UMass (11-02-19)
 Longest scoring drive (time) - 4:56 at Rutgers (10-26-19)
 Shortest scoring drive (plays) - 1 vs. Buffalo (09-14-19); vs. Hampton (09-21-19)
 Shortest scoring drive (yards) - 5 vs. Maine (10-19-19)
 Shortest scoring drive (time) - 0:10 vs. Hampton (09-21-19)

2019 Pass Plays of 20+ Yards (46)

Quarterback	No.	Long
#12 Stephen Calvert	45	73
#5 DJ Stubbs	1	38

Receiver	No.	Long
#11 Antonio Gandy-Golden	21	73
#2 Kevin Shaa	6	40
#5 DJ Stubbs	4	47
#40 Zac Foutz	3	38
#7 Damian King	3	26
#9 Demario Douglas	2	45
#81 Noah Frith	2	53
#34 Joshua Mack	2	62
#23 Frankie Hickson	1	27
#3 Johnny Huntley	1	22

2019 Run Plays of 20+ Yards (12)

Rusher	No.	Long
#23 Frankie Hickson	5	66
#34 Joshua Mack	5	43
#4 Brandon Robinson	1	75
#24 Troy Henderson	1	59

2019 TURNOVER TABLE

2019	Takeaways	Pts.	Giveaways	Pts.
Syracuse	3	0	4	10
Louisiana	2	7	1	0
Buffalo	0	0	0	0
Hampton	1	6	1	7
New Mexico	2	0	1	0
New Mexico State	3	3	0	0
Maine	2	14	1	7
Rutgers	0	0	1	3
UMass	0	0	3	14
BYU	2	3	0	0
Total	15	33	12	44

LU Turnover Margin: +3
 National Rankings:
 - Turnover Margin: No. 41 (0.30)
 - Turnovers Gained: No. 56(15)

LIBERTY TEAM

50+ Points	63 at UMass, Nov. 2, 2019
60+ Points	63 at UMass, Nov. 2, 2019
70+ Points	73 vs. Kentucky Wesleyan, Sept. 28, 2013
Was shut out	vs. Syracuse, Aug. 31, 2019 (0-24)
Shut a team out at home	Gardner-Webb, Oct. 25, 2014 (34-0)
Shut out a conf. opponent at home	Gardner-Webb, Oct. 25, 2014 (34-0)
Shut a team out on the road	Presbyterian, Nov. 5, 2016 (16-0)
Shut out a conf. opponent on the road	Presbyterian, Nov. 5, 2016 (16-0)
Overtime game	at UMass, Nov. 3, 2018 (lost 59-62 in 3OT)
30+ first downs	31 at UMass, Nov. 2, 2019
50+ rushing attempts	51 at UMass, Nov. 3, 2018
60+ rushing attempts	61 vs. Charleston So., Oct. 30, 2004
200+ Yards Rushing	242 at UMass, Nov. 2, 2019
300+ Yards Rushing	308 vs. Norfolk State, Dec. 1, 2018
400+ Yards Rushing	429 at Presbyterian, Oct. 13, 2012
Less than 100 Yards Rushing	76 vs. Buffalo, Sept. 14, 2019
Less than 50 Yards Rushing	-4 vs. Syracuse, Aug. 31, 2019
Less than 25 Yards Rushing	-4 vs. Syracuse, Aug. 31, 2019
50+ pass attempts	54 at New Mexico State, Oct. 6, 2018
60+ pass attempts	60 at Baylor, Sept. 2, 2017
300+ Yards Passing	303 at BYU, Nov. 9, 2019
400+ Yards Passing	488 at UMass, Nov. 2, 2019
Less than 100 Yards Passing	79 at Auburn, Nov. 17, 2018
500+ Yards Total Offense	730 at UMass, Nov. 2, 2019
600+ Yards Total Offense	730 at UMass, Nov. 2, 2019
700+ Yards Total Offense	730 at UMass, Nov. 2, 2019
Less than 200 Yards Total Offense	134 at Auburn, Nov. 17, 2018
Less than 150 Yards Total Offense	134 at Auburn, Nov. 17, 2018
90+ offensive plays	96 at New Mexico State, Oct. 6, 2018
Forced 5 Turnovers	5 vs. Stony Brook, Nov. 17, 2012
Intercepted 4 Passes	4 at New Mexico, Sept. 29, 2018
Had 0 Turnovers	at BYU, Nov. 9, 2019

LIBERTY INDIVIDUAL RUSHING

100+ Yards Rushing	109, Joshua Mack at Rutgers, Oct. 26, 2019
150+ Yards Rushing	151, Kentory Matthews vs. Norfolk State, Dec. 1, 2018
200+ Yards Rushing	220, Rashad Jennings at Youngstown St., Sept. 27, 2008
QB Rushed for 100 Yards	105, Brandon Robinson vs. Hampton, Sept. 21, 2019
Two Players with 100+ Yards Rushing	151, Kentory Matthews and 100, Frankie Hickson vs. Norfolk State, Dec. 1, 2018
Three Players with 100+ Yards Rushing	Never
Had a run of 50+ yards	59, Troy Henderson vs. Hampton, Sept. 21, 2019
Had a run of 60+ yards	75, Brandon Robinson vs. Hampton, Sept. 21, 2019
Had a run of 70+ yards	75, Brandon Robinson vs. Hampton, Sept. 21, 2019
Had a run of 80+ yards	82, Danny Broggin vs. Coastal Carolina, Oct. 17, 2009
Had 30+ Rushing Attempts	30, Carrington Mosley vs. Duquesne, Nov. 4, 2017
Had 35+ Rushing Attempts	35, D.J. Abnar at Coastal Carolina, Nov. 22, 2014
Had 40+ Rushing Attempts	40, Eugene Goodman vs. Hofstra, Nov. 22, 2003
3+ Rushing Touchdowns	3, Frankie Hickson at UMass, Nov. 2, 2019
4+ Rushing Touchdowns	4, Kentory Matthews vs. Norfolk State, Dec. 1, 2018
5+ Rushing Touchdowns	5, Kim Raynor vs. Ferrum, Nov. 3, 1979

LIBERTY INDIVIDUAL PASSING

300+ Yards Passing	303, Stephen Calvert at BYU, Nov. 9, 2019
400+ Yards Passing	474, Stephen Calvert at UMass, Nov. 2, 2019
Had 30+ Completions	32, Stephen Calvert vs. Idaho State, Oct. 20, 2018
Had 40+ Completions	44, Stephen Calvert at Baylor, Sept. 2, 2017
Had 40+ Attempts	45, Stephen Calvert at BYU, Nov. 9, 2019
Had 50+ Attempts	54, Stephen Calvert at New Mexico St., Oct. 6, 2018
Had 60+ Attempts	60, Stephen Calvert at Baylor, Sept. 2, 2017
50+ Yard Pass	60, Stephen Calvert at UMass, Nov. 2, 2019
80+ Yard Pass	80, Josh Woodrum vs. Kennesaw State, Oct. 24, 2015
90+ Yard Pass	91, Biff Parson at Charleston So., Nov. 10, 2001
Had 3+ TD Passes	3, Stephen Calvert at BYU, Nov. 9, 2019
Had 4+ TD Passes	4, Stephen Calvert at UMass, Nov. 2, 2019
Had 5+ TD Passes	5, Stephen Calvert vs. Maine, Oct. 19, 2019
Had 6+ TD Passes	6, Phil Basso vs. Mars Hill, Oct. 6, 1984

LIBERTY INDIVIDUAL RECEIVING

Caught 10+ Passes	10, Antonio Gandy-Golden at BYU, Nov. 9, 2019
Two Players Caught 10+ Passes	13, Antonio Gandy-Golden and 10, Damian King at Baylor, Sept. 2, 2017
100+ Yards Receiving	162, Antonio Gandy-Golden at BYU, Nov. 9, 2019
200+ Yards Receiving	205, Antonio Gandy-Golden at UMass, Nov. 3, 2018
Two Players with 100+ Yards Receiving	142, Antonio Gandy-Golden and 108, DJ Stubbs vs. Idaho State, Oct. 20, 2018
Three Players with 100+ Yards Receiving	129, Chris Summers, 115, Pat Kelly and 110, B.J. Hayes vs. St. Francis, Pa., Sept. 4, 2010
Had 2+ TD Catches	2, Zac Foutz at BYU, Nov. 9, 2019
Had 3+ TD Catches	3, Antonio Gandy-Golden vs. Old Dominion, Sept. 1, 2018
100+ Yards Receiving by a TE	110, Tommy Shaver at Gardner-Webb, Oct. 8, 2011
100+ Yards Receiving by a RB	128, D.J. Jordan vs. Charleston So., Nov. 11, 2000
50+ Yard Reception	60, Antonio Gandy-Golden at UMass, Nov. 2, 2019
80+ Yard Reception	80, Darrin Peterson vs. Kennesaw State, Oct. 24, 2015
90+ Yard Reception	91, Travis Burns vs. Charleston So., Nov. 10, 2001

LIBERTY INDIVIDUAL DEFENSE

Had 10+ Tackles	11, Jessie Lemonier at Rutgers, Oct. 26, 2019
Had 15+ Tackles	15, Jimmy O'Grady vs. Kennesaw State, Oct. 24, 2015
Had 2+ Interceptions	2, Isaac Steele at New Mexico, Sept. 29, 2018
Had 3+ Interceptions	3, Jeremy Peters at Gardner-Webb, Oct. 28, 2017
INT Return for a TD	45, Ceneca Espinoza, Jr. vs. Hampton, Sept. 21, 2019
Fumble Return for a TD	21, Khaleb Coleman at UMass, Nov. 3, 2018
Had 4+ Tackles for Loss	5, Jessie Lemonier vs. Idaho State, Oct. 20, 2018
Had 5+ Tackles for Loss	5, Jessie Lemonier vs. Idaho State, Oct. 20, 2018
Had 2+ Sacks	2.0, Jayod Sanders vs. Maine, Oct. 19, 2019
Had 3+ Sacks	3.0, Jessie Lemonier vs. Buffalo, Sept. 14, 2019
Blocked a Punt	Corbin Jackson at New Mexico, Sept. 29, 2018
Blocked a FG	Dia Vante Brown at Gardner-Webb, Oct. 28, 2017
Blocked a PAT	Tolen Avery vs. St. Francis (Pa.), Sept. 30, 2017
Recorded a Safety	vs. Jacksonville State, Sept. 24, 2016

LIBERTY INDIVIDUAL MISCELLANEOUS

KR for a TD	97, Shedro Louis vs. Maine, Oct. 19, 2019
Game-Opening KR for a TD	85, Danny Broggin vs. Gardner-Webb, Nov. 6, 2010
PR for a TD	71, Zac Parker at Gardner-Webb, Oct. 10, 2015
Returned a Blocked Punt for a TD	30, Andrew Jauch blocked & returned vs. Kentucky Wesleyan, Sept. 28, 2013
Returned a Blocked FG for a TD	59, Erick Harris blocked and Jordan Alford returned vs. Elon, Nov. 20, 2004
Returned a PAT for a score	Seth Reichart blocked and Kevin Moon returned for the defensive 2-point conversion at Chattanooga, Nov. 13, 2004
Scored 4+ TDs in a game	4, Kentory Matthews vs. Norfolk St., Dec. 1, 2018
Passed for multiple TD's and Rushed for multiple TD's	Stephen Calvert 2 passing TD's/2 rushing TD's at New Mexico State, Oct. 6, 2018
Passed for 200 Yards & Rushed for 100	Mike Brown, 334 passing/160 rushing vs. Stony Brook, Nov. 20, 2010
Passed for 300 Yards & Rushed for 100	Mike Brown, 334 passing/160 rushing vs. Stony Brook, Nov. 20, 2010
300-yd Passer, 100-yd Rusher, 100-yd Receiver	Stephen Calvert, 319 passing Brandon Robinson, 105 rushing Antonio Gandy-Golden, 181 receiving vs. Hampton, Sept. 21, 2019
100-yd Rusher, 100-yd Receiver	Brandon Robinson, 105 rushing Antonio Gandy-Golden, 181 receiving vs. Hampton, Sept. 21, 2019
Punted the Ball 60+ Yards	72, Aidan Alves at UMass, Nov. 2, 2019
Punted the Ball 70+ Yards	72, Aidan Alves at UMass, Nov. 2, 2019
Made a 50+ Yard FG	51, Alex Probert at New Mexico State, Oct. 5, 2019
Made 3+ FG	3, Alex Probert vs. Morehead State, Sept. 9, 2017
Made 4+ FG	4, Alex Probert at Baylor, Sept. 2, 2017

Syracuse (0-1)

8/31/19 L 0-24 Lynchburg

Liberty is 0-7 all-time vs. ACC opponents.

0-1 vs. NC State

0-1 vs. North Carolina

0-1 vs. Syracuse

0-1 vs. Virginia

0-1 vs. Virginia Tech

0-2 vs. Wake Forest

Future Scheduled Games vs. Syracuse:

10/17/20 Syracuse, N.Y.

9/25/21 Syracuse, N.Y.

Louisiana (0-1)

9/7/19 L 14-35 Lafayette, La.

Liberty is 3-1 all-time vs. Sun Belt opponents.

1-0 vs. Appalachian State

1-0 vs. Georgia State

0-1 vs. Louisiana

1-0 vs. Troy

Future Scheduled Games vs. Louisiana:

11/20/21 Lynchburg

Buffalo (2-0)

10/24/98 W 27-24 Lynchburg

9/14/19 W 35-17 Lynchburg

*Liberty is 3-9 all-time vs. MAC opponents **

0-1 vs. Akron

1-0 vs. Ball State

0-1 vs. Bowling Green

1-0 vs. Buffalo *

1-0 vs. Eastern Michigan

0-2 vs. Kent State

0-1 vs. Marshall

0-3 vs. Toledo

0-1 vs. UCF

** Liberty's first meeting with Buffalo came during the Bulls' final season as an FCS independent.***Future Scheduled Games vs. Buffalo:**

9/16/23 Buffalo, N.Y.

Liberty in Overtime (6-9 record)

9/21/96	at Morgan State	L, 28-34
10/12/97	Hampton	L, 27-33
10/3/98	Charleston So.	W, 28-21
10/24/98	Buffalo	W, 27-24
11/2/02	Eastern Kentucky	L, 28-35
11/22/03	Hofstra	W, 49-42
10/22/05	Coastal Carolina	L, 21-27 (30T)
9/15/07	at William & Mary	L, 41-48 (20T)
10/29/11	Presbyterian	W, 27-20 (20T)
10/19/13	Coastal Carolina	L, 52-55 (20T)
10/4/14	Richmond	L, 39-46 (20T)
10/11/14	at Appalachian St.	W, 55-48
10/17/15	at Monmouth	L, 17-20
10/29/16	Gardner-Webb	W, 23-20
11/3/18	at UMass	L, 59-62 (30T)

Hampton (5-2)

9/1/79 W 41-20 Lynchburg

11/15/80 W 51-18 Lynchburg

11/4/95 W 28-14 Lynchburg

11/2/96 W 34-30 Hampton, Va.

10/11/97 L 27-33 Lynchburg

10/10/98 L 0-21 Hampton, Va.

9/21/19 W 62-27 Lynchburg

Liberty is 56-23 all-time vs. Big South opponents.

11-5 vs. Charleston Southern

7-6 vs. Coastal Carolina

0-1 vs. Elon

11-5 vs. Gardner-Webb

1-0 vs. Hampton

2-1 vs. Kennesaw State

2-2 vs. Monmouth

9-0 vs. Presbyterian

3-2 vs. Stony Brook

10-1 vs. VMI

*(Liberty's previous meetings with Hampton came prior to the Pirates joining the Big South.)***New Mexico (2-0)**

9/29/18 W 52-43 Albuquerque, N.M.

9/28/19 W 17-10 Lynchburg

Liberty is 2-0 all-time vs. Mountain West opponents.

2-0 vs. New Mexico

New Mexico State (2-1)

10/6/18 L 41-49 Las Cruces, N.M.

11/24/18 W 28-21 Lynchburg

10/5/19 W 20-13 Las Cruces, N.M.

11/30/19 Lynchburg

Liberty is 3-8 all-time vs. FBS independents.

0-1 vs. Army

0-1 vs. BYU

2-1 vs. New Mexico State

0-1 vs. Northern Illinois

0-1 vs. Old Dominion

0-1 vs. UCF

1-1 vs. UMass

0-1 vs. USF

Future Scheduled Games vs. New Mexico State:

11/26/22 Lynchburg

Maine (1-1)

10/10/92 L 20-42 Orono, Maine

10/19/19 W 59-44 Lynchburg

Liberty is 4-24 all-time vs. CAA opponents.

1-6 vs. Hofstra

1-6 vs. James Madison

1-1 vs. Maine

0-2 vs. Richmond

0-2 vs. Towson

1-3 vs. Villanova

0-4 vs. William & Mary

Rutgers (0-1)

10/26/19 L 34-44 Piscataway, N.J.

Liberty is 0-1 all-time vs. Big Ten opponents.

0-1 vs. Rutgers

UMass (1-1)

11/3/18 L 59-62 (30T) Amherst, Mass.

11/2/19 W 63-21 Amherst, Mass.

Liberty is 3-8 all-time vs. FBS independents.

0-1 vs. Army

0-1 vs. BYU

2-1 vs. New Mexico State

0-1 vs. Northern Illinois

0-1 vs. Old Dominion

0-1 vs. UCF

1-1 vs. UMass

0-1 vs. USF

Future Scheduled Games vs. UMass:

11/28/20 Lynchburg

11/6/21 Lynchburg

10/29/22 Amherst, Mass.

11/11/23 Lynchburg

11/16/24 Amherst, Mass.

11/1/25 Lynchburg

BYU (0-1)

11/9/19 L 24-31 Provo, Utah

Liberty is 3-8 all-time vs. FBS independents.

0-1 vs. Army

0-1 vs. BYU

2-1 vs. New Mexico State

0-1 vs. Northern Illinois

0-1 vs. Old Dominion

0-1 vs. UCF

1-1 vs. UMass

0-1 vs. USF

Future Scheduled Games vs. BYU:

10/22/22 Lynchburg

Virginia (0-1)

11/10/18 L 24-45 Charlottesville, Va.

11/23/19 Charlottesville, Va.

Liberty is 0-7 all-time vs. ACC opponents.

0-1 vs. NC State

0-1 vs. North Carolina

0-1 vs. Syracuse

0-1 vs. Virginia

0-1 vs. Virginia Tech

0-2 vs. Wake Forest

Next Three Future Scheduled Games vs. Virginia:

10/14/23 Charlottesville, Va.

9/11/27 Lynchburg

9/15/29 Lynchburg

GAME 1: SYRACUSE

No. 22 SYRACUSE **24**
LIBERTY **0**

Aug. 31, 2019 at Williams Stadium (att.: 21,671)

SCORING	1	2	3	4	T
Syracuse	3	7	7	7	24
Liberty	0	0	0	0	0

SCORING SUMMARY: FIRST QUARTER

1:45 SU Szmyt 45 yard field goal

SECOND QUARTER

10:33 SU Adams 2 yard run (Szmyt)

THIRD QUARTER

6:27 SU Howard 1 yard run (Szmyt)

FOURTH QUARTER

12:35 SU Neal 42 yard run (Szmyt)

TEAM STATS	SU	LIBERTY
FIRST DOWNS	17	18
RUSHES-YARDS (NET)	44-192	34-(-4)
PASSING YDS (NET)	176	238
Passes Comp-Att-Int	17-35-2	21-42-2
TOTAL OFFENSE PLAYS-YARDS	79-368	76-234
Punt Returns-Yards	3-41	3-2
Kickoff Returns-Yards	0-0	3-48
Interception Returns-Yards	2-10	2-0
Punts (Number-Avg)	6-49.2	8-43.9
Fumbles-Lost	1-1	3-2
Penalties-Yards	10-88	5-55
Possession Time	31:03	28:57
Third-Down Conversions	8 of 19	3 of 16
Fourth-Down Conversions	2 of 4	0 of 1
Red-Zone Scores-Chances	2-3	0-2
Sacks By: Number-Yards	8-51	2-7

INDIVIDUAL STATS

RUSHING: Liberty-Hickson, F. 11-39; Pickett, P. 5-11; Henderson, T. 3-5; Mack, J. 2-2; Bennett, J. 1-2; Team 3-(-2); Stubbs, D. 1-(-12); Calvert 10-(-39)
Syracuse-Neal 14-89; Adams 14-49; Howard 9-32; DeVito 6-21; Elmore 1-1

PASSING: Liberty-Calvert, S. 20-39-2-234; Bennett, J. 1-3-0 4; Stubbs, D.-0-0-0-0
Syracuse-DeVito, T. 17-35-2-176

RECEIVING: Liberty-Gandy-Golden, A. 6-119; Stubbs, D. 5-47; Coleman, K. 3-25; Shaa, K. 2-13; Pickett, P. 2-(-1); King, D. 1-23; Hickson, F. 1-8; Douglas, D. 1-4
Syracuse-Neal, M. 3-54; Riley, S. 3-26; Jackson, T. 3-21; Johnson, N. 3-7; Adams, A. 2-29; Harris, T. 1-31; Hackett, A. 1-5; Howard, J. 1-3

GAME 2: AT LOUISIANA

LIBERTY **14**
LOUISIANA **35**

Sept. 7, 2019 at Cajun Field (att.: 16,231)

SCORING	1	2	3	4	T
Liberty	7	7	0	0	14
Louisiana	7	14	14	0	35

SCORING SUMMARY: FIRST QUARTER

10:54 LU Stubbs 12 yard pass from Calvert (Probert)

0:36 UL Lewis 19 yard run (Artigue)

SECOND QUARTER

9:18 LU Hickson 66 yard run (Probert)

8:52 UL Ragas 75 yard run (Artigue)

0:21 UL Bradley 2 yard pass from Lewis (Artigue)

THIRD QUARTER

12:37 UL Bradley 58 yard pass from Lewis (Artigue)

4:50 UL Mitchell 1 yard run (Artigue)

FOURTH QUARTER

None

TEAM STATS	LIBERTY	UL
FIRST DOWNS	20	26
RUSHES-YARDS (NET)	28-142	46-407
PASSING YDS (NET)	219	186
Passes Comp-Att-Int	22-39-1	16-25-1
TOTAL OFFENSE PLAYS-YARDS	67-361	71-593
Punt Returns-Yards	0-0	3-(-29)
Kickoff Returns-Yards	3-195	0-0
Interception Returns-Yards	1-0	1-5
Punts (Number-Avg)	5-35.8	1-39.0
Fumbles-Lost	0-0	2-1
Penalties-Yards	9-42	4-49
Possession Time	29:17	30:43
Third-Down Conversions	2 of 11	6 of 12
Fourth-Down Conversions	1 of 4	1 of 2
Red-Zone Scores-Chances	1-2	3-5
Sacks By: Number-Yards	2-15	3-26

INDIVIDUAL STATS

RUSHING: Liberty-Hickson, F. 18-133; Mack, J. 6-36; Team 1-(-1); Calvert, S. 3-(-26)
Louisiana-Ragas, T. 9-129; Calias, R. 8-111; Mitchell, E. 15-74; Smith, C. 5-50; Lewis, L. 6-25; Wisham, T.J. 3-18

PASSING: Liberty-Calvert, S. 21-37-1-212; Bennett, J. 1-2-0 7

Louisiana-Lewis, L. 15-23-1-179; Magalei, J. 1-2-0 7

RECEIVING: Liberty-Gandy-Golden, A. 6-70; Stubbs, DJ 5-52; King, D 5-29; Shaa, K. 3-47; Hickson, F. 1-8; Coleman, K. 1-7; Huntley, J. 1-6.
Louisiana-Bradley, J. 6-110; Bell, J. 3-16; LaBlanc, J. 2-10; Johnson, N. 1-19; Allen, C. 1-9; Ragas, T. 1-8; Williams, J. 1-7; Pauley, D. 1-7

GAME 3: BUFFALO

LIBERTY **35**
BUFFALO **17**

Sept. 14, 2019 at Williams Stadium (att.: 14,584)

SCORING	1	2	3	4	T
Buffalo	0	7	3	7	17
Liberty	7	21	7	0	35

SCORING SUMMARY: FIRST QUARTER

13:43 LU Bollinger 19 yard pass from Calvert (Probert)

SECOND QUARTER

14:56 UB McDuffie 13 yard pass from Myers (McNulty)

12:12 LU Shae 33 yard pass from Calvert (Probert)

6:09 LU G.-Golden 36 yard pass from Calvert (Probert)

3:24 LU Hickson 1 yard run (Probert)

THIRD QUARTER

3:36 UB McNulty 45 yard field goal

0:15 LU G.-Golden 55 yard pass from Calvert (Probert)

FOURTH QUARTER

6:09 UB Burniston 5 yard pass from Myers (McNulty)

TEAM STATS	LIBERTY	UB
FIRST DOWNS	22	26
RUSHES-YARDS (NET)	27-76	44-206
PASSING YDS (NET)	325	167
Passes Comp-Att-Int	23-30-0	15-33-0
TOTAL OFFENSE PLAYS-YARDS	57-401	77-373
Punt Returns-Yards	0-0	1-6
Kickoff Returns-Yards	1-20	3-44
Interception Returns-Yards	0-0	0-0
Punts (Number-Avg)	4-38.0	3-27.3
Fumbles-Lost	0-0	0-0
Penalties-Yards	7-85	8-79
Possession Time	28:09	31:51
Third-Down Conversions	5 of 9	6 of 15
Fourth-Down Conversions	0 of 0	1 of 3
Red-Zone Scores-Chances	2-3	3-4
Sacks By: Number-Yards	3-21	2-18

INDIVIDUAL STATS

RUSHING: Liberty - Mack, J. 9-59; Hickson, F. 12-25; Pickett, P. 2-13; Team 2-(-3); Calvert, S. 2-(-18)
Buffalo - Marks, K. 18-108; Patterson, J. 17-69; Myers, M. 9-29.

PASSING: Liberty - Calvert, S. 23-30-0-325

Buffalo - Myers, M. 15-33-0, 167

RECEIVING: Liberty - Gandy-Golden, A. 8-174; Shaa, K. 5-67; Louis, S. 2-15; Barrett, C. 2-10; Bollinger, M. 1-19; King, D. 1-15; Coleman, K. 1-15; Foutz, Z. 1-9; Stubbs, DJ 1-2; Pickett, P. 1-(-1)
Buffalo - Nunn, A. 4-49; Johnson, M. 2-40; McDuffie 2-17; Marks, K. 2-4; Lee, D. 1-16; Overton, T. 1-16; Smith, L. 1-14; Patterson, J. 1-6; Burnington, C. 1-5

GAME 4 : HAMPTON

LIBERTY HAMPTON **62**
27
Sept. 21, 2019 at Williams Stadium (att.: 18,944)

SCORING	1	2	3	4	T
Hampton	12	0	8	7	27
Liberty	27	14	7	14	62

SCORING SUMMARY: FIRST QUARTER

13:46 LU Hickson 2 yard run (Probert kick failed)
7:01 LU Robinson 2 yard run (Prober)
4:26 HU Woodcock fumble recovery (Bradley pass failed)
4:02 LU G.-Golden 73 yard pass from Calvert (Probert)
2:18 HU Bonds 28 yard pass from Francois (Orahar: failed)
1:50 LU Pickett 1 yard run (Probert)

SECOND QUARTER

9:33 LU Espinoza 45 yard INT return (Probert)
1:04 LU G.-Golden 29 yard pass from Calvert (Probert)

THIRD QUARTER

11:57 HU Dana 25 yard pass from Francois (McKenzie pass)
10:58 LU Mack 3 yard run (Probert)

FOURTH QUARTER

13:02 LU Robinson 75 yard run (Probert)
10:05 HU Bonds 53 yard pass from Francois (Lomax)
7:53 LU Henderson 59 yard run (Probert)

TEAM STATS	LIBERTY	HU
FIRST DOWNS	21	18
RUSHES-YARDS (NET)	38-256	37-113
PASSING YDS (NET)	319	292
Passes Comp-Att-Int	10-17-0	20-26-1
TOTAL OFFENSE PLAYS-YARDS	55-575	63-405
Punt Returns-Yards	5-(-1)	1-1
Kickoff Returns-Yards	3-110	2-21
Interception Returns-Yards	1-45	0-0
Punts (Number-Avg)	4-45.5	8-46.2
Fumbles-Lost	2-1	2-0
Penalties-Yards	6-65	5-36
Possession Time	24:14	35:46
Third-Down Conversions	4 of 9	2 of 12
Fourth-Down Conversions	0 of 0	0 of 1
Red-Zone Scores-Chances	4-4	0-0
Sacks By: Number-Yards	2-15	2-15

INDIVIDUAL STATS

RUSHING: Liberty - Robinson, B. 7-105; Henderson, T. 4-63; Mack, J. 10-55; Boyd, F. 4-21; Pickett, P. 6-19; Hickson, F. 5-6; Louis, S. 1-(-5); Calvert, S. 1-(-8).
Hampton - Robinson, W. 5-34; Bell, R. 9-32; McKenzie S. 9-29; Eason, W. 5-29; Bradley, A. 2-13; Graham, A. 1-2; Herriott, R. 1-(-1); Francios, D. 4-(-10); Team 1-(-15).

PASSING: Liberty - Calvert, S. 10-16-0-319; Robinson, B. 0-1-0, 0; Hampton - Francios D., 19-25-1, 288; Bradley, A. 1-1-0, 4.

RECEIVING: Liberty - Gandy-Golden, A. 4-181; Shaa, K. 3-49; Stubbs, DJ 2-66; King, D. 1-23.
Hampton - Bonds, J. 8-144; Dana, A. 4-43; Stanley, J. 2-33; Bell, R. 2-10; Catlett, K. 1-46; Paul, M. 1-7.
Robinson, W. 1-5; Lewis, C. 1-4.

GAME 5: NEW MEXICO

LIBERTY NEW MEXICO **17**
10
Sept. 28, 2019 at Williams Stadium (att.: 17,101)

SCORING	1	2	3	4	T
New Mexico	0	3	0	7	10
Liberty	7	7	3	0	17

SCORING SUMMARY: FIRST QUARTER

0:00 LU G.-Golden 3 yard pass from Calvert (Probert)

SECOND QUARTER

9:20 NM 52 yard FG Shelley
0:23 LU Jackson 2 yard pass from Calvert (Probert)

THIRD QUARTER

8:47 LU 42-yard FG Probert

FOURTH QUARTER

0:43 NM Molina 14 yard pass from Tuioti (Shelley)

TEAM STATS	LIBERTY	NM
FIRST DOWNS	19	18
RUSHES-YARDS (NET)	31-160	43-223
PASSING YDS (NET)	306	139
Passes Comp-Att-Int	24-36-0	12-26-2
TOTAL OFFENSE PLAYS-YARDS	67-466	69-362
Punt Returns-Yards	2-14	1-2
Kickoff Returns-Yards	1-45	0-0
Interception Returns-Yards	2-23	0-0
Punts (Number-Avg)	4-43.2	5-47.8
Fumbles-Lost	1-1	0-0
Penalties-Yards	3-30	6-40
Possession Time	29:27	30:33
Third-Down Conversions	4 of 12	9 of 17
Fourth-Down Conversions	0 of 1	0 of 1
Red-Zone Scores-Chances	2-4	1-3
Sacks By: Number-Yards	2-6	0-0

INDIVIDUAL STATS

RUSHING: Liberty - Mack, J. 14-95; Hickson, F. 13-55; Calvert, S. 2-14; Team 1-(-1); Robinson, B. 1-(-3).
New Mexico - Davis, A. 18-99; Carroll, B. 13-61; Tuioti, T. 7-57; Vigilant, D. 3-5; Griffin, J. 1-2; Team 1-(-1).

PASSING: Liberty - Calvert, S. 24-36-0-306
New Mexico - Tuioti, T. 12-26-2-139.

RECEIVING: Liberty - Gandy-Golden, A. 6-144; Hickson, F. 5-32; Shaa, K. 5-21; Stubbs, DJ 3-38; Frith, N. 1-53; Foutz, Z. 1-15; King, D. 1-8; Louis, S. 1-3; Jackson, J. 1-2.
New Mexico - Williams, M. 3-33; Molina, A. 2-28; Griffin, J. 2-28; Drennan, Q. 2-24; Patterson, C. 1-22; Logan-Greene, E. 1-4; Vigilant, D. 1-0.

GAME 6: AT NEW MEXICO STATE

LIBERTY NEW MEXICO STATE **20**
13
Oct. 5, 2019 at Aggie Memorial Stadium (att.: 23,140)

SCORING	1	2	3	4	T
Liberty	3	7	3	7	20
New Mexico State	0	0	6	7	13

SCORING SUMMARY: FIRST QUARTER

2:59 LU 25 yard FG Probert

SECOND QUARTER

0:22 LU Foutz 2 yard pass from Calvert (Probert)

THIRD QUARTER

12:15 NM 33 yard FG Brown
8:08 LU 51 yard FG Probert
2:45 NM 39 yard FG Brown

FOURTH QUARTER

7:46 NM Huntley 12 yard run (Brown)
6:19 LU Mack 4 yard run (Probert)

TEAM STATS	LIBERTY	NMSU
FIRST DOWNS	20	24
RUSHES-YARDS (NET)	38-161	34-131
PASSING YDS (NET)	173	265
Passes Comp-Att-Int	16-31-0	20-31-2
TOTAL OFFENSE PLAYS-YARDS	69-334	65-396
Punt Returns-Yards	1-1	2-10
Kickoff Returns-Yards	2-40	3-63
Interception Returns-Yards	2-77	0-0
Punts (Number-Avg)	5-48.0	4-44.0
Fumbles-Lost	1-0	1-1
Penalties-Yards	9-102	14-94
Possession Time	31:21	28:39
Third-Down Conversions	4 of 13	3 of 10
Fourth-Down Conversions	0 of 0	0 of 0
Red-Zone Scores-Chances	3-4	3-5
Sacks By: Number-Yards	4-17	4-27

INDIVIDUAL STATS

RUSHING: Liberty - Mack, J. 16-113; Hickson, F. 15-72; Pickett, P. 1-2; Team 1-(-3); Calvert, S. 5-(-23).
New Mexico State - Huntley, J. 16-75; Gibson, C. 5-32; Adkins, J. 13-24.

PASSING: Liberty - Calvert, S. 16-31-0 172.
New Mexico State - Adkins, J. 20-30-2 265; Nicholson, T. 0-1-0 0.

RECEIVING: Liberty - King, D. 5-21; Gandy-Golden, A. 4-40; Mack, J. 2-64; Stubbs, DJ 2-27; Henderson, T. 1-10; Jackson, J. 1-9; Foutz, Z. 1-2.
New Mexico State - Nicholson, T. 6-76; Clark, OJ 5-76; Lottie, I. 4-74; Michell, N. 3-27; Huntley, J. 2-12.

GAME 7 : MAINE

LIBERTY MAINE **59 44**

Oct.19, 2019 at Williams Stadium (att.: 18,657)

SCORING	1	2	3	4	T
Maine	3	14	7	20	44
Liberty	17	28	7	7	59

SCORING SUMMARY: FIRST QUARTER

13:41 LU Frith 14 yard pass from Calvert (Probert)
7:10 UM 23 yard FG Doak
6:56 LU 97 yard kickoff return Louis (Probert)
1:52 LU 36 yard FG Probert

SECOND QUARTER

14:52 LU Pickett 1 yard run (Probert)
11:22 LU Henderson 18 yards pass from Calvert (Probert)
8:15 UM Edwards 28 yard pass from Fagnano (Doak)
5:33 LU Hickson 5 yard pass from Calvert (Probert)
2:12 UM Fitzpatrick 21 yard run (Doak)
0:22 LU Mack 2 yard run (Probert)

THIRD QUARTER

8:30 LU Stubbs 7 yard pass from Calvert (Probert)
0:08 UM Blair 29 yard pass from Fagnano (Doak)

FOURTH QUARTER

14:53 UM Miller 43 yard pass from Fagnano (Rush failed)
12:53 UM Edwards 7 yard pass from Fagnano (Cameron)
11:04 LU Shaa 15 yard pass from Calvert (Probert)
0:46 UM Blair 7 yard pass from Fagnano (Cameron)

TEAM STATS	LIBERTY	UM
FIRST DOWNS	27	29
RUSHES-YARDS (NET)	28-136	38-116
PASSING YDS (NET)	351	456
Passes Comp-Att-Int	23-36-1	26-39-1
TOTAL OFFENSE PLAYS-YARDS	64-487	77-572
Punt Returns-Yards	0-0	0-0
Kickoff Returns-Yards	7-204	1-28
Interception Returns-Yards	1-0	1-15
Punts (Number-Avg)	2-43.5	10-49.5
Fumbles-Lost	3-0	1-1
Penalties-Yards	8-87	10-97
Possession Time	23:38	36:22
Third-Down Conversions	6 of 11	7 of 14
Fourth-Down Conversions	1 of 1	1 of 3
Red-Zone Scores-Chances	8-9	3-3
Sacks By: Number-Yards	6-20	1-5

INDIVIDUAL STATS

RUSHING: Liberty - Hickson, F. 9-98; Mack, J. 11-45; Robinson, B. 1-7; Pickett, P. 3-2; Team 1-(-2); Henderson, T. 1-(-2); Calvert, S. 2-(-12).
UM - Reed, E. 8-28; Fitzpatrick, J. 7-28; Young, D. 4-26; Fagnano, J. 16-24; Edwards, E. 2-12; Team 1-(-2).

PASSING: Liberty - Calvert, S. 23-35-0 351. Brown, L. 0-1-0; Maine - Fagnano, J. 25-37-1, 445; Edwards, E. 1-2-0, 11.

RECEIVING: Liberty - Gandy-Golden, A. 9-149; Mack, J. 3-30; Stubbs, DJ 2-37; Hickson, F. 2-21; Foutz, N. 1-22; Henderson, T. 1-18; King, D. 1-15; Louis, S. 1-15; Huntley, J. 1-15; Shaa, K. 1-15; Frith, N. 1-14.
Maine - Blair, J. 8-99; Edwards, E. 6-127; Young, D. 6-106; Miller, A. 5-108; Reed, E. 1-16.

GAME 8: AT RUTGERS

LIBERTY RUTGERS **34 44**

Oct. 26, 2019 at SHI Stadium (att.: 23,058)

SCORING	1	2	3	4	T
Liberty	14	7	3	10	34
Rutgers	7	14	17	6	44

SCORING SUMMARY: FIRST QUARTER

11:43 LU Hickson 4 yard run (Probert)
5:17 RU Langan 3 yard run (Davidovicz)
1:50 LU Mack 18 yard run (Probert)

SECOND QUARTER

10:18 RU Pacheco 1 yard run (Davidovicz)
8:29 LU Gandy-Golden 29 yard pass from Calvert (Probert)
3:16 RU Lewis 5 yard pass from Langan (Davidovicz)

THIRD QUARTER

12:00 RU Washington 51 yard pass from Langan (Davidovicz)
6:53 LU Probert 24 yard field goal
2:24 RU Pacheco 19 yard run (Davidovicz)
0:39 RU Davidovicz 27 yard field goal

FOURTH QUARTER

8:04 RU Davidovicz 23 yard field goal
5:36 LU Probert 46 yard field goal
3:22 RU Davidovicz 34 yard field goal
0:28 LU Mack 8 yard run (Probert)

TEAM STATS	LIBERTY	RU
FIRST DOWNS	22	25
RUSHES-YARDS (NET)	27-131	55-271
PASSING YDS (NET)	282	192
Passes Comp-Att-Int	18-32-0	15-21-0
TOTAL OFFENSE PLAYS-YARDS	59-413	76-463
Punt Returns-Yards	0-0	0-0
Kickoff Returns-Yards	8-149	1-24
Interception Returns-Yards	0-0	0-0
Punts (Number-Avg)	2-42.5	1-34.0
Fumbles-Lost	1-1	0-0
Penalties-Yards	9-70	7-48
Possession Time	19:12	40:48
Third-Down Conversions	7 of 12	12 of 17
Fourth-Down Conversions	0 of 0	1 of 1
Red-Zone Scores-Chances	3-3	8-8
Sacks By: Number-Yards	1-5	3-22

INDIVIDUAL STATS

RUSHING: Liberty - Mack, J. 11-109; Hickson, F. 8-41; Pickett, P. 1-0; Robinson, B. 1-(-1); Team 1-(-2); Calvert, S. 5-(-16).
Rutgers - Langan, J. 21-118; Pacheco, I. 19-107; Adams, K. 7-26; Young, A. 7-22; Team 1-(-2).

PASSING: Liberty - Calvert, S. 17-31-0 244. Stubbs, DJ, L. 1-1-0, 38, Robinson, B. 0-0-0, 0; Rutgers - Langan, J. 15-21-0, 192.

RECEIVING: Liberty - Gandy-Golden, A. 5-68; Shaa, K. 4-89; Stubbs, DJ 3-24; Hickson, F. 2-27; Foutz, Z. 1-38; Huntley, J. 1-22; Frith, N. 1-13; Mack, J. 1-1.
Rutgers - Melton, B. 5-47; Washington, I. 4-89; Lewis, E. 2-16; Robinson, D. 1-19; Alaimo, M. 1-8; Young, A. 1-8; Pacheco, I. 1-5.

GAME 9: AT UMASS

LIBERTY UMASS **63 21**

Nov. 2, 2019 at McGuirk Stadium (att.: 10,184)

SCORING	1	2	3	4	T
Liberty	28	21	14	0	63
UMass	7	7	7	0	21

SCORING SUMMARY: FIRST QUARTER

13:22 LU Hickson 4 yard run (Probert)
9:22 UM Roberson 16 yard run (Garcia)
8:13 LU Henderson 5 yard pass from Robinson (Probert)
1:36 LU Douglas 31 yard pass from Calvert (Probert)
0:02 LU Gandy-Golden 60 yard pass from Calvert (Probert)

SECOND QUARTER

11:59 UM Johnson 3 yard pass from Brito (Garcia)
9:35 LU Stubbs 38 yard pass from Calvert (Probert)
3:23 LU Robinson 2 yard run (Probert)
0:32 LU Jackson 4 yard pass from Calvert (Probert)

THIRD QUARTER

12:43 LU Hickson 15 yard run (Probert)
8:18 UM Palmer 45 yard pass from Brito (Garcia)
3:16 LU Hickson 1 yard run (Probert)

FOURTH QUARTER

None

TEAM STATS	LIBERTY	UMASS
FIRST DOWNS	31	10
RUSHES-YARDS (NET)	45-242	37-106
PASSING YDS (NET)	488	134
Passes Comp-Att-Int	23-32-0	16-27-0
TOTAL OFFENSE PLAYS-YARDS	77-730	64-240
Punt Returns-Yards	3-13	1-19
Kickoff Returns-Yards	3-61	5-94
Interception Returns-Yards	0-0	0-0
Punts (Number-Avg)	3-48.7	11-40.9
Fumbles-Lost	3-3	1-0
Penalties-Yards	6-38	8-64
Possession Time	30:36	29:24
Third-Down Conversions	5 of 11	4 of 17
Fourth-Down Conversions	2 of 3	1 of 2
Red-Zone Scores-Chances	6-7	2-3
Sacks By: Number-Yards	5-31	0-0

INDIVIDUAL STATS

RUSHING: Liberty - Hickson, F. 14-99; Mack, J. 15-85; Pickett, P. 5-33; Robinson, B. 7-30; Calvert, S. 1-6; Team 2-(-4); Brown, L. 1-(-7).
UMass - Roberson, C. 15-73; Torres, G. 12-52; Ally, B. 3-6; Santiago, V. 1-4; Brito, A. 6-(-29).

PASSING: Liberty - Calvert, S. 20-27-0 474. Robinson, B. 2-2-0, 19; Brown, L. 1-3-0, (-9); UMass - Brito, A. 16-27-0, 134.

RECEIVING: Liberty - Gandy-Golden, A. 6-137; Douglas, D. 4-85; Stubbs, DJ 3-65; Frith, N. 3-42; Mack, J. 1-62; Shaa, K. 1-33; Foutz, Z. 1-28; Pickett, P. 1-14; Huntley, J. 1-13; Henderson, T. 1-5; Jackson, J. 1-4.
UMass - Johnson, Je. 5-35; Palmer, S. 4-55; Elilus, S. 2-17; Johnson, Jo. 2-8; Simon, Z. 1-10; Dingle, B. 1-6; Turner, J. 1-3.

GAME 10 : AT BYU

LIBERTY 24
BYU 31
Nov. 9, 2019 at LaVell Edwards Stadium (att.: 54,683)

SCORING	1	2	3	4	T
Liberty	7	0	10	7	24
BYU	7	10	7	7	31

SCORING SUMMARY: FIRST QUARTER

11:04 LU Foutz 19 yard pass from Calvert (Probert)
7:56 BY Simon 2 yard pass from Romney (Oldroyd)

SECOND QUARTER

10:54 BY Oldroyd 24-yard field goal
8:36 BY Bushman 44 yard pass from Simon (Oldroyd)

THIRD QUARTER

7:58 LU Probert 24 yard field goal
4:11 BY Hifo 41 yard pass from Romney (Oldroyd)
2:11 LU Gandy-Golden 41 yard pass from Calvert (Probert)

FOURTH QUARTER

12:01 BY Laulu-Pututau 17 yard pass from Romney (Oldroyd)
6:35 LU Foutz 13 yard pass from Calvert (Probert)

TEAM STATS	LIBERTY	BYU
FIRST DOWNS	25	23
RUSHES-YARDS (NET)	30-128	36-165
PASSING YDS (NET)	303	306
Passes Comp-Att-Int	27-46-0	24-34-1
TOTAL OFFENSE PLAYS-YARDS	76-431	70-471
Punt Returns-Yards	0-0	1-(-2)
Kickoff Returns-Yards	3-62	1-0
Interception Returns-Yards	1-(-1)	0-0
Punts (Number-Avg)	4-49.0	3-42.3
Fumbles-Lost	0-0	2-1
Penalties-Yards	6-40	5-45
Possession Time	29:12	30:48
Third-Down Conversions	9 of 17	7 of 13
Fourth-Down Conversions	0 of 2	1 of 2
Red-Zone Scores-Chances	3-3	3-3
Sacks By: Number-Yards	1-2	1-8

INDIVIDUAL STATS

RUSHING: Liberty - Hickson, F. 16-79; Mack, J. 12-40; Henderson, T. 1-17; Calvert 1-(-8).

BYU - Finau, S. 10-69; Katoa, L. 12-49; Romney, B. 7-36; Hifo, A. 2-8; Milne, D. 1-5; Simon, M. 1-2; Ghanwoloku, D. 1-1; Team 1-(-1); Oldroyd, J. 1-(-4).

PASSING: Liberty - Calvert, S. 27-45-0 303. Team 0-1-0, 0; BYU - Romney, B. 23-33-1, 262; Simon, M. 1-1-0, 44.

RECEIVING: Liberty - Gandy-Golden, A. 10-162; King, D. 5-50; Frith, N. 3-40; Mack, J. 3-(-1); Foutz, Z. 2-32; Stubbs, DJ 2-13; Huntley, J. 1-4; Pickett, P. 1-3.
BYU - Simon, M. 7-91; Bushman, M. 4-86; Hifo, A. 4-62; Shumway, T. 4-27; Romney, G. 2-16; Laulu-Pututuam, M. 1-17; Finau, S. 1-4; Katoa, L. 1-3.

GAME 11: AT VIRGINIA

GAME 12: NEW MEXICO STATE

NCAA Statistics

Liberty - 2019-20 Football Ranking Summary thru games 11/16/2019

Statistic	National Rank	Conference Rank	Value	National Leader	Value	Conference Leader	Value
3rd Down Conversion Pct (130 ranked)	63	4	0.405	Ohio St.	0.585	Army West Point	0.479
3rd Down Conversion Pct Defense (130 ranked)	101	4	0.438	Wisconsin	0.242	Notre Dame	0.311
4th Down Conversion Pct (130 ranked)	120	6	0.333	Appalachian St.	0.900	Army West Point	0.719
4th Down Conversion Pct Defense (130 ranked)	31	1	0.421	Kansas St.	0.111	Liberty	0.421
Blocked Kicks (56 ranked)				Baylor Houston Appalachian St.	5 5 5	Massachusetts Notre Dame	2 2
Blocked Kicks Allowed (129 ranked)	1	1	0	36 teams tied	0	4 teams tied	0
Blocked Punts (18 ranked)				Houston	4	BYU Massachusetts Notre Dame	1 1 1
Blocked Punts Allowed (119 ranked)	1	1	0	81 teams tied	0	6 teams tied	0
Completion Percentage (130 ranked)	67	3	0.607	LSU	0.770	BYU	0.635
Defensive TDs (43 ranked)	43	2	1	Illinois	6	Notre Dame	3
Fewest Penalties (130 ranked)	94	4	68	Air Force	35	Army West Point	54
Fewest Penalties Per Game (130 ranked)	94	4	6.80	Air Force	3.50	Army West Point	4.91
Fewest Penalty Yards (130 ranked)	91	5	614	Air Force	303	Army West Point	449
Fewest Penalty Yards Per Game (130 ranked)	92	5	61.40	Air Force	30.30	Army West Point	40.82
First Downs Defense (130 ranked)	80	3	216	Clemson	129	Notre Dame	184
First Downs Offense (130 ranked)	41	2	225	Clemson	291	Army West Point	240
Fumbles Lost (130 ranked)	89	4	8	Oregon St. Appalachian St.	1 1	Massachusetts	3
Fumbles Recovered (130 ranked)	80	6	5	Illinois	16	Notre Dame	14
Kickoff Return Defense (130 ranked)	9	1	17.06	Ga. Southern	7.17	Liberty	17.06
Kickoff Returns (130 ranked)	35	1	22.88	Virginia	30.48	Liberty	22.88
Net Punting (130 ranked)	36	2	39.73	Kentucky	45.36	Army West Point	41.77
Passes Had Intercepted (130 ranked)	12	1	4	Ga. Southern	0	Liberty Army West Point	4 4
Passes Intercepted (129 ranked)	27	2	10	Oregon	17	BYU	14
Passing Offense (130 ranked)	16	1	300.4	Washington St.	441.8	Liberty	300.4
Passing Yards Allowed (130 ranked)	69	5	231.3	Ohio St.	126.0	Notre Dame	162.5
Passing Yards per Completion (130 ranked)	16	2	14.51	Navy	23.51	Army West Point	17.92
Punt Return Defense (130 ranked)	48	3	6.31	FIU	-2.29	Army West Point	4.29
Punt Returns (130 ranked)	126	5	2.07	Alabama	23.74	BYU	11.33
Red Zone Defense (130 ranked)	20	1	0.750	Georgia	0.600	Liberty	0.750
Red Zone Offense (130 ranked)	97	3	0.786	Georgia	0.976	Notre Dame	0.927
Rushing Defense (130 ranked)	98	3	193.0	Utah	55.4	Army West Point	145.1
Rushing Offense (130 ranked)	91	4	142.8	Navy	349.3	Army West Point	302.6
Sacks Allowed (130 ranked)	88	3	2.40	Air Force	0.40	Army West Point	1.00
Scoring Defense (130 ranked)	58	4	26.6	Ohio St.	9.8	Notre Dame	19.3
Scoring Offense (130 ranked)	40	2	32.8	Ohio St.	51.5	Notre Dame	36.0
Tackles for Loss Allowed (130 ranked)	32	3	5.00	Army West Point	2.64	Army West Point	2.64
Team Passing Efficiency (130 ranked)	19	1	155.58	Oklahoma	201.71	Liberty	155.58
Team Passing Efficiency Defense (130 ranked)	93	5	142.96	Clemson	89.92	Notre Dame	111.24
Team Sacks (130 ranked)	27	1	2.80	Pittsburgh	4.50	Liberty	2.80
Team Tackles for Loss (130 ranked)	44	2	6.4	UCF	9.4	Notre Dame	7.4
Time of Possession (130 ranked)	111	3	27:49	Wisconsin	36:38	Army West Point	33:11
Total Defense (130 ranked)	89	4	424.3	Ohio St.	216.4	Army West Point	323.8
Total Offense (130 ranked)	38	1	443.2	Oklahoma	581.1	Liberty	443.2
Turnover Margin (130 ranked)	41	3	0.30	Illinois	1.40	Notre Dame	1.10
Turnovers Gained (130 ranked)	56	5	15	Illinois	26	Notre Dame	22
Turnovers Lost (130 ranked)	29	2	12	Oregon St.	4	Notre Dame	11
Winning Percentage (130 ranked)	45	2	0.600	Clemson Ohio St. LSU	1.000 1.000 1.000	Notre Dame	0.800

Statistic	Player	National Rank	Conference Rank	Value	National Leader	Value	Conference Leader	Value
All Purpose (199 ranked)	Antonio Gandy-Golden Joshua Mack	31 166	3 4	124.40 81.40	Chuba Hubbard, Oklahoma St.	185.00	Jason Huntley, New Mexico St.	125.70
Blocked Kicks (1 ranked)					12 players tied	2		
Combined Kick Returns (198 ranked)	Shedro Louis Ceneca Espinoza, Jr.	32 188	2 8	448 114	Isaiah Rodgers, Massachusetts	1,320	Isaiah Rodgers, Massachusetts	1,320
Completion Percentage (106 ranked)	Stephen Calvert	57	2	0.615	Joe Burrow, LSU	0.786	Josh Adkins, New Mexico St.	0.642
Completions Per Game (100 ranked)	Stephen Calvert	29	2	20.10	Anthony Gordon, Washington St.	36.70	Josh Adkins, New Mexico St.	23.90
Field Goal Percentage (112 ranked)	Alex Probert	95	4	0.636	5 players tied	1.000	Jonathan Doerer, Notre Dame	0.800
Field Goals Per Game (136 ranked)	Alex Probert	105	4	0.70	Keith Duncan, Iowa	2.30	Jacob Oldroyd, BYU	1.40
Forced Fumbles (35 ranked)					Jake Hansen, Illinois	0.78	Devin Richardson, New Mexico St.	0.30
Fumbles Recovered (16 ranked)					Stanley Green, Illinois Ja'von Hicks, Cincinnati Mika Tafua, Utah	4 4 4	7 players tied	2
Interceptions Per Game (110 ranked)	Ceneca Espinoza, Jr.	89	6	0.2	Douglas Coleman, Texas Tech	0.8	Isaiah Rodgers, Massachusetts	0.4
Kickoff Return TDs (5 ranked)	Shedro Louis	5	1	1	4 players tied	2	Shedro Louis, Liberty	1
Kickoff Returns (80 ranked)	Shedro Louis	17	1	26.3	Deion Hair-Griffin, North Texas	40.8	Shedro Louis, Liberty	26.3
Passes Defended (33 ranked)					Amik Robertson, Louisiana Tech	2.1	Isaiah Rodgers, Massachusetts	1.2
Passing Efficiency (106 ranked)	Stephen Calvert	15	1	158.4	Jalen Hurts, Oklahoma	209.1	Stephen Calvert, Liberty	158.4
Passing TDs (150 ranked)	Stephen Calvert	18	2	23	Anthony Gordon, Washington St.	39	Ian Book, Notre Dame	26
Passing Yards (130 ranked)	Stephen Calvert	9	1	2,941	Anthony Gordon, Washington St.	4,314	Stephen Calvert, Liberty	2,941
Passing Yards Per Game (130 ranked)	Stephen Calvert	10	1	294.1	Anthony Gordon, Washington St.	431.4	Stephen Calvert, Liberty	294.1
Passing Yards per Completion (106 ranked)	Stephen Calvert	10	1	14.63	Sean Chambers, Wyoming	17.60	Stephen Calvert, Liberty	14.63
Points Responsible For (186 ranked)	Stephen Calvert	34	2	138	Jalen Hurts, Oklahoma	260	Ian Book, Notre Dame	180
Points Responsible For Per Game (199 ranked)	Stephen Calvert	36	2	13.8	Jalen Hurts, Oklahoma	26.0	Ian Book, Notre Dame	18.0
Punt Return TDs (1 ranked)					42 players tied	1	Isaiah Rodgers, Massachusetts OJ Clark, New Mexico St.	1 1
Punt Returns (53 ranked)	DJ Stubbs	50	3	4.0	Jaylen Waddle, Alabama	23.9	OJ Clark, New Mexico St.	11.1
Punting (99 ranked)	Aidan Alves	33	1	43.7	Oscar Bradburn, Virginia Tech	48.3	Aidan Alves, Liberty	43.7
Receiving TDs (200 ranked)	Antonio Gandy-Golden Zac Foutz DJ Stubbs	25 200 200	2 7 7	8 3 3	Omar Bayless, Arkansas St.	14	Chase Claypool, Notre Dame	9
Receiving Yards (200 ranked)	Antonio Gandy-Golden	2	1	1,244	Omar Bayless, Arkansas St.	1,270	Antonio Gandy-Golden, Liberty	1,244
Receiving Yards Per Game (200 ranked)	Antonio Gandy-Golden	2	1	124.4	Omar Bayless, Arkansas St.	127.0	Antonio Gandy-Golden, Liberty	124.4
Receptions Per Game (196 ranked)	Antonio Gandy-Golden	21	1	6.4	James Proche, SMU	8.8	Antonio Gandy-Golden, Liberty	6.4
Rush Yards Per Carry (162 ranked)	Joshua Mack Frankie Hickson	29 67	2 4	6.03 5.26	Travis Etienne, Clemson	8.73	Jason Huntley, New Mexico St.	6.46
Rushing TDs (180 ranked)	Frankie Hickson Joshua Mack	68 130	2 7	7 5	Levante Bellamy, Western Mich.	21	Sandon McCoy, Army West Point	8
Rushing Yards (200 ranked)	Frankie Hickson Joshua Mack	93 98	3 4	637 621	Chuba Hubbard, Oklahoma St.	1,726	Jason Huntley, New Mexico St.	794
Rushing Yards Per Game (200 ranked)	Frankie Hickson Joshua Mack	100 105	5 6	63.7 62.1	Chuba Hubbard, Oklahoma St.	172.6	Jason Huntley, New Mexico St.	79.4
Sacks (142 ranked)	Jessie Lemonier Jayod Sanders	13 66	1 2	0.85 0.56	Chase Young, Ohio St.	1.69	Jessie Lemonier, Liberty	0.85
Scoring (199 ranked)	Alex Probert	128	3	6.2	Jonathan Taylor, Wisconsin	12.6	Jacob Oldroyd, BYU	7.1
Solo Tackles (34 ranked)					Evan Weaver, California	8.3	Cole Christiansen, Army West Point	5.8
Tackles For Loss (28 ranked)					Hamilcar Rashed Jr., Oregon St.	2.3		
Total Interceptions (91 ranked)	Bejour Wilson Ceneca Espinoza, Jr.	33 91	2 6	3 2	Douglas Coleman, Texas Tech	8	Isaiah Rodgers, Massachusetts	4
Total Offense (200 ranked)	Stephen Calvert	23	1	281.1	Anthony Gordon, Washington St.	434.8	Stephen Calvert, Liberty	281.1
Total Points Scored (148 ranked)	Alex Probert	122	3	62	Levante Bellamy, Western Mich. Jonathan Taylor, Wisconsin	126 126	Jacob Oldroyd, BYU	71
Total Tackles (496 ranked)	Solomon Ajayi Elijah Benton Jessie Lemonier Javon Scruggs	129 153 181 446	6 9 10 24	7.0 6.8 6.5 4.9	Evan Weaver, California	15.1	Javahn Ferguson, New Mexico St.	11.1
Total Touchdowns (125 ranked)	Antonio Gandy-Golden Frankie Hickson	88 88	2 2	8 8	Levante Bellamy, Western Mich. Jonathan Taylor, Wisconsin	21 21	Chase Claypool, Notre Dame	9
Yards per Pass Attempt (106 ranked)	Stephen Calvert	12	1	8.99	Jalen Hurts, Oklahoma	12.25	Stephen Calvert, Liberty	8.99
Yards per Reception (200 ranked)	Antonio Gandy-Golden Kevin Shaa	23 158	1 6	19.44 13.92	Antonio Gibson, Memphis	24.96	Antonio Gandy-Golden, Liberty	19.44

2019 Liberty University Football
LIBERTY Game Results (as of Nov 10, 2019)
All games

Date	Opponent		Score	Overall	Conference	Time	Attend
08-31-19	#22 SYRACUSE	L	0-24	0-1	0-0	3:08	21671
09-07-19	at Louisiana	L	14-35	0-2	0-0	3:17	16231
09-14-19	BUFFALO	W	35-17	1-2	0-0	3:04	14584
09-21-19	HAMPTON	W	62-27	2-2	0-0	3:16	18944
09-28-19	NEW MEXICO	W	17-10	3-2	0-0	3:04	17101
10-05-19	at New Mexico State	W	20-13	4-2	0-0	3:09	23140
10-19-19	MAINE	W	59-44	5-2	0-0	3:38	18657
10-26-19	at Rutgers	L	34-44	5-3	0-0	3:19	23058
11-02-19	at Massachusetts	W	63-21	6-3	0-0	3:06	10184
11-09-19	at BYU	L	24-31	6-4	0-0	3:15	54683

2019 Liberty University Football
LIBERTY Overall Team Statistics (as of Nov 10, 2019)
All games

Team Statistics	LIBERTY	OPP
SCORING	328	266
Points Per Game	32.8	26.6
Points Off Turnovers	34	40
FIRST DOWNS	225	216
Rushing	77	94
Passing	129	99
Penalty	19	23
RUSHING YARDAGE	1428	1930
Yards gained rushing	1687	2151
Yards lost rushing	259	221
Rushing Attempts	326	414
Average Per Rush	4.4	4.7
Average Per Game	142.8	193.0
TDs Rushing	18	12
PASSING YARDAGE	3004	2313
Comp-Att-Int	207-341-4	181-297-10
Average Per Pass	8.8	7.8
Average Per Catch	14.5	12.8
Average Per Game	300.4	231.3
TDs Passing	24	21
TOTAL OFFENSE	4432	4243
Total Plays	667	711
Average Per Play	6.6	6.0
Average Per Game	443.2	424.3
KICK RETURNS: #-Yards	33-755	16-273
PUNT RETURNS: #-Yards	14-29	13-82
INT RETURNS: #-Yards	10-144	4-30
KICK RETURN AVERAGE	22.9	17.1
PUNT RETURN AVERAGE	2.1	6.3
INT RETURN AVERAGE	14.4	7.5
FUMBLES-LOST	15-8	10-5
PENALTIES-Yards	68-614	77-626
Average Per Game	61.4	62.6
PUNTS-Yards	41-1791	44-1924
Average Per Punt	43.7	43.7
Net punt average	39.7	42.2
KICKOFFS-Yards	59-3679	51-3017
Average Per Kick	62.4	59.2
Net kick average	40.8	37.0
TIME OF POSSESSION/Game	27:49	32:11
3RD-DOWN Conversions	49/121	64/146
3rd-Down Pct	40%	44%
4TH-DOWN Conversions	4/12	8/19
4th-Down Pct	33%	42%
SACKS BY-Yards	28-139	24-172
MISC YARDS	0	0
TOUCHDOWNS SCORED	44	34
FIELD GOALS-ATTEMPTS	7-11	10-15
ON-SIDE KICKS	0-2	1-3
RED-ZONE SCORES	(33-42) 79%	(27-36) 75%
RED-ZONE TOUCHDOWNS	(29-42) 69%	(19-36) 53%
PAT-ATTEMPTS	(43-44) 98%	(30-30) 100%
ATTENDANCE	90957	127296
Games/Avg Per Game	5/18191	5/25459
Neutral Site Games		0/0

Score by Quarters	1st	2nd	3rd	4th	OT	Total
LIBERTY	117	112	54	45	0	328
Opponents	46	76	76	68	0	266

2019 Liberty University Football
LIBERTY Overall Individual Statistics (as of Nov 10, 2019)
All games

Rushing	gp	att	gain	loss	net	avg	td	lg	avg/g
MACK, Joshua	10	106	650	11	639	6.0	5	43	63.9
HICKSON, Frankie	10	121	656	19	637	5.3	7	66	63.7
ROBINSON, Brandon	5	17	149	11	138	8.1	3	75	27.6
HENDERSON, Troy	6	9	90	7	83	9.2	1	59	13.8
PICKETT, Peyton	10	23	85	5	80	3.5	2	14	8.0
BOYD, Frank	1	4	21	0	21	5.2	0	13	21.0
BENNETT, Johnathan	2	1	2	0	2	2.0	0	2	1.0
LOUIS, Shedro	8	1	0	5	-5	-5.0	0	0	-0.6
BROWN, Landon	10	1	0	7	-7	-7.0	0	1	-0.7
STUBBS, DJ	10	1	0	12	-12	-12.0	0	0	-1.2
Team	9	10	0	18	-18	-1.8	0	0	-2.0
CALVERT, Stephen	10	32	34	164	-130	-4.1	0	7	-13.0
Total	10	326	1687	259	1428	4.4	18	75	142.8
Opponents	10	414	2151	221	1930	4.7	12	75	193.0

Passing	gp	effic	comp-att-int	pct	yds	td	lg	avg/g
CALVERT, Stephen	10	158.39	201-327-3	61.5	2941	23	73	294.1
BENNETT, Johnathan	2	58.48	2-5-0	40.0	11	0	7	5.5
BROWN, Landon	10	-35.50	1-4-1	25.0	-5	0	0	-0.5
ROBINSON, Brandon	5	229.87	2-3-0	66.7	19	1	14	3.8
Team	9	0.00	0-1-0	0.0	0	0	0	0.0
STUBBS, DJ	10	419.20	1-1-0	100.0	38	0	38	3.8
Total	10	155.58	207-341-4	60.7	3004	24	73	300.4
Opponents	10	142.96	181-297-10	60.9	2313	21	58	231.3

Receiving	gp	no.	yds	avg	td	lg	avg/g
GANDY-GOLDEN, Anto	10	64	1244	19.4	8	73	124.4
STUBBS, DJ	10	28	361	12.9	3	47	36.1
SHAA, Kevin	9	24	334	13.9	2	40	37.1
KING, Damian	8	20	184	9.2	0	23	23.0
HICKSON, Frankie	10	11	96	8.7	1	27	9.6
MACK, Joshua	10	10	156	15.6	0	62	15.6
FRITH, Noah	6	9	162	18.0	1	53	27.0
FOUTZ, Zac	10	8	146	18.2	3	38	14.6
DOUGLAS, Demario	2	5	89	17.8	1	45	44.5
HUNTLEY, Johnny	9	5	60	12.0	0	22	6.7
COLEMAN, Khaleb	8	5	47	9.4	0	15	5.9
PICKETT, Peyton	10	5	15	3.0	0	14	1.5
LOUIS, Shedro	8	4	33	8.2	0	15	4.1
HENDERSON, Troy	6	3	33	11.0	2	18	5.5
JACKSON, Jerome	10	3	15	5.0	2	9	1.5
BARRETT, Chris	8	2	10	5.0	0	7	1.2
BOLLINGER, Michael	3	1	19	19.0	1	19	6.3
Total	10	207	3004	14.5	24	73	300.4
Opponents	10	181	2313	12.8	21	58	231.3

Punt Returns	no.	yds	avg	td	lg
STUBBS, DJ	12	48	4.0	0	13
CLARK, Kei'Trel	1	-20	-20.0	0	0
LOUIS, Shedro	1	1	1.0	0	1
Total	14	29	2.1	0	13
Opponents	13	82	6.3	0	31

Interceptions	no.	yds	avg	td	lg
WILSON, Bejour	3	-1	-0.3	0	0
ESPINOZA, Ceneca	2	45	22.5	1	45
SCRUGGS, Javon	1	72	72.0	0	72
FAULKS, Jimmy	1	0	0.0	0	0
BENTON, Elijah	1	23	23.0	0	23
TILLMON, Brandon	1	5	5.0	0	5
STEELE, Isaac	1	0	0.0	0	0
Total	10	144	14.4	1	72
Opponents	4	30	7.5	0	15

Kick Returns	no.	yds	avg	td	lg
LOUIS, Shedro	17	447	26.3	1	97
ESPINOZA, Ceneca	6	114	19.0	0	29
HENDERSON, Troy	3	61	20.3	0	26
HICKSON, Frankie	2	19	9.5	0	19
MACK, Joshua	2	37	18.5	0	25
SIBLEY, Treon	1	19	19.0	0	19
GREEN, Remington	1	9	9.0	0	9
COLEMAN, Khaleb	1	49	49.0	0	49
Total	33	755	22.9	1	97
Opponents	16	273	17.1	0	28

Fumble Returns	no.	yds	avg	td	lg
SCRUGGS, Javon	1	29	29.0	0	29
Total	1	29	29.0	0	29
Opponents	0	0	0.0	1	0

2019 Liberty University Football
LIBERTY Overall Individual Statistics (as of Nov 10, 2019)
All games

Scoring	td	fg	PAT				dxp	saf	pts	Total Offense					
			kick	rush	rcv	pass				g	plays	rush	pass	total	avg/g
PROBERT, Alex	-	7-11	41-42	-	-	-	-	-	62	CALVERT, Stephen	10	359	-130	2941	281.1
HICKSON, Frankie	8	-	-	-	-	-	-	-	48	MACK, Joshua	10	106	639	0	639 63.9
GANDY-GOLDEN, Anto	8	-	-	-	-	-	-	-	48	HICKSON, Frankie	10	121	637	0	637 63.7
MACK, Joshua	5	-	-	-	-	-	-	-	30	ROBINSON, Brandon	5	20	138	19	157 31.4
ROBINSON, Brandon	3	-	-	-	-	-	-	-	18	HENDERSON, Troy	6	9	83	0	83 13.8
FOUTZ, Zac	3	-	-	-	-	-	-	-	18	PICKETT, Peyton	10	23	80	0	80 8.0
STUBBS, DJ	3	-	-	-	-	-	-	-	18	STUBBS, DJ	10	2	-12	38	26 2.6
HENDERSON, Troy	3	-	-	-	-	-	-	-	18	BOYD, Frank	1	4	21	0	21 21.0
JACKSON, Jerome	2	-	-	-	-	-	-	-	12	BENNETT, Johnathan	2	6	2	11	13 6.5
SHAA, Kevin	2	-	-	-	-	-	-	-	12	LOUIS, Shedro	8	1	-5	0	-5 -0.6
PICKETT, Peyton	2	-	-	-	-	-	-	-	12	BROWN, Landon	10	5	-7	-5	-12 -1.2
LOUIS, Shedro	1	-	-	-	-	-	-	-	6	Team	9	11	-18	0	-18 -2.0
FRITH, Noah	1	-	-	-	-	-	-	-	6	Total	10	667	1428	3004	4432 443.2
DOUGLAS, Demario	1	-	-	-	-	-	-	-	6	Opponents	10	711	1930	2313	4243 424.3
ESPINOZA, Ceneca	1	-	-	-	-	-	-	-	6						
BOLLINGER, Michael	1	-	-	-	-	-	-	-	6						
PEART, Aaron	-	-	2-2	-	-	-	-	-	2						
Total	44	7-11	43-44	-	-	-	-	-	328						
Opponents	34	10-15	30-30	0-2	1	1-2	-	-	266						

Field Goals	fg	pct.	01-19	20-29	30-39	40-49	50-99	lg	blk
PROBERT, Alex	7-11	63.6	0-0	3-3	1-2	2-4	1-2	51	0

FG Sequence	LIBERTY	Opponents
Syracuse	43	(45)
Louisiana	-	42,44,38
Buffalo	-	37,45,(45)
Hampton	-	-
New Mexico	(42),32	(52)
New Mexico State	50,(25),(51)	(33),(39)
Maine	(36)	(23)
Rutgers	(24),(46)	(27),(23),(34)
Massachusetts	-	-
BYU	42,(24)	(24)

Numbers in (parentheses) indicate field goal was made.

Punting	no.	yds	avg	lg	tb	fc	l20	50+	blk
ALVES, Aidan	41	1791	43.7	73	4	13	11	9	0
Total	41	1791	43.7	73	4	13	11	9	0
Opponents	44	1924	43.7	58	2	7	17	9	0

Kickoffs	no.	yds	avg	tb	ob	retn	net	ydIn
PROBERT, Alex	59	3679	62.4	40	0			
Total	59	3679	62.4	40	0	17.1	40.8	24
Opponents	51	3017	59.2	15	1	22.9	37.0	28

2019 Liberty University Football
LIBERTY Overall Individual Statistics (as of Nov 10, 2019)
All games

<u>All Purpose</u>	<u>g</u>	<u>rush</u>	<u>rcv</u>	<u>pr</u>	<u>kr</u>	<u>ir</u>	<u>total</u>	<u>avg/g</u>
GANDY-GOLDE	10	0	1244	0	0	0	1244	124.4
MACK, Joshua	10	639	156	0	37	0	832	83.2
HICKSON, Fran	10	637	96	0	19	0	752	75.2
LOUIS, Shedro	8	-5	33	1	447	0	476	59.5
STUBBS, DJ	10	-12	361	48	0	0	397	39.7
SHAA, Kevin	9	0	334	0	0	0	334	37.1
KING, Damian	8	0	184	0	0	0	184	23.0
HENDERSON,	6	83	33	0	61	0	177	29.5
FRITH, Noah	6	0	162	0	0	0	162	27.0
ESPINOZA, Cen	9	0	0	0	114	45	159	17.7
FOUTZ, Zac	10	0	146	0	0	0	146	14.6
ROBINSON, Bra	5	138	0	0	0	0	138	27.6
COLEMAN, Khal	8	0	47	0	49	0	96	12.0
PICKETT, Peytt	10	80	15	0	0	0	95	9.5
DOUGLAS, De	2	0	89	0	0	0	89	44.5
SCRUGGS, Jav	9	0	0	0	0	72	72	8.0
HUNTLEY, John	9	0	60	0	0	0	60	6.7
BENTON, Elijah	9	0	0	0	0	23	23	2.6
BOYD, Frank	1	21	0	0	0	0	21	21.0
SIBLEY, Treon	2	0	0	0	19	0	19	9.5
BOLLINGER, Mi	3	0	19	0	0	0	19	6.3
JACKSON, Jero	10	0	15	0	0	0	15	1.5
BARRETT, Chri	8	0	10	0	0	0	10	1.2
GREEN, Remin	10	0	0	0	9	0	9	0.9
TILLMON, Bran	8	0	0	0	0	5	5	0.6
BENNETT, John	2	2	0	0	0	0	2	1.0
WILSON, Bejour	7	0	0	0	0	-1	-1	-0.1
BROWN, Lando	10	-7	0	0	0	0	-7	-0.7
Team	9	-18	0	0	0	0	-18	-2.0
CLARK, Kei'Trel	10	0	0	-20	0	0	-20	-2.0
CALVERT, Step	10	-130	0	0	0	0	-130	-13.0
Total	10	1428	3004	29	755	144	5360	536.0
Opponents	10	1930	2313	82	273	30	4628	462.8

2019 Liberty University Football
LIBERTY Overall Defensive Statistics (as of Nov 10, 2019)
All games

#	Defensive Leaders	gp	Tackles				Sacks no-yds	Pass defense			Fumbles		blkd	
			ua	a	tot	tfl/yds		int-yds	brup	qbh	rcv-yds	ff	kick	saf
1A	AJAYI, Solomon	10	39	30	69	4.0-6	.	.	.	2	.	1	.	.
1L	LEMONIER, Jessie	10	34	31	65	12.0-59	8.5-49	.	.	3	.	1	.	.
3B	BENTON, Elijah	9	36	25	61	0.5-1	.	1-23	3	1	.	1	.	.
1D	SCRUGGS, Javon	9	27	17	44	4.0-7	.	1-72	3	1	1-29	.	.	.
99	RUSINS, Ralfs	10	12	31	43	6.0-13	2.0-7
6D	ESPINOZA, Ceneca	9	29	9	38	2.5-14	1.5-9	2-45	2	.	1-0	1	.	.
44	LEWIS, Austin	9	14	18	32	5.5-10	1.5-2	.	1	2	.	1	.	.
1T	TILLMON, Brandon	8	18	12	30	1.5-4	0.5-2	1-5
2C	CLARK, Kei'Trel	10	24	4	28	2.0-7	1.0-5	.	5
9D	JENKINS, Amarii	10	14	12	26	1.0-2	1.0-2	.	1
96	CLARK, TreShaun	10	19	7	26	7.0-21	4.0-16	.	.	1	.	1	.	.
3C	COZAD, Waylen	8	8	13	21	0.5-2
7D	LAND, Tayvion	8	9	11	20	0.5-0	1-0	1	.	.
35	DUPREE, Tyren	9	8	12	20	2.0-14	2.0-14	1	.	.
94	ELEFANTE, Vincent	10	3	15	18	1.5-4	0.5-1
1I	STEELE, Isaac	8	14	4	18	0.5-1	.	1-0
8D	FAULKES, Jimmy	10	9	6	15	.	.	1-0	1
5J	JAMES, Elijah	10	5	8	13	0.5-1	.	.	.	1
2	WILSON, Bejour	7	10	3	13	1.0-2	.	3--1	2	.	1-0	.	.	.
1M	MEGGINSON, Chris	10	9	3	12	.	.	.	2
3D	DAVIS, Rion	8	7	5	12	.	.	.	1	1	1-0	1	.	.
28	GLAIZE, Micah	9	8	3	11	.	.	.	1
18	AVERY, Isaiah	8	9	1	10	.	.	.	1
1S	SANDERS, Jayod	8	6	3	9	5.5-27	4.0-24
97	MITCHELL, Elisha	8	4	4	8	1.5-2	0.5-1	.	.	1
98	MONDAY, Brayden	4	3	5	8
3P	PEARSON, Devin	6	2	5	7
80	BRUMM, Brody	10	3	3	6
2D	DABNEY, Emanuel	6	3	3	6	0.5-2	.	.	1
47	GREEN, Remington	10	3	2	5
92	WOLK, Mason	10	2	3	5	2.5-6	0.5-4
43	ALEXANDER, Benjami	8	1	4	5
17	COLEMAN, Khaleb	8	2	2	4
58	WATSON, Thaddius	3	1	1	2
36	GOETZ, Hunter	4	1	1	2
10	PROBERT, Alex	10	1	1	2
46	ALVES, Aidan	10	2	.	2
4D	WILLIAMS, Aubrey	2	.	1	1	0.5-3	0.5-3
26	SKELTON, DJ	2	1	.	1
51	MOCK, Austin	10	1	.	1
68	SCHULTZ, Tristan	10	1	.	1
5	STUBBS, DJ	10	1	.	1
5D	CAPER, Malik	2	.	1	1
25	PICKETT, Peyton	10	1	.	1
50	CHIBUEZE, Henry	2	.	1	1
2H	HARRIS, Marcellous	5	1	.	1	1.0-5
8L	LLOYD, Devonte	4	1
Total		10	405	320	725	64-213	28-139	10-144	24	14	5-29	9	.	.
Opponents		10	360	290	650	50-247	24-172	4-30	39	21	8-0	10	.	.

2019 Liberty University Football

LIBERTY Individual Season/Career Statistics (as of Nov 10, 2019)

All games

SEASON										CAREER									
Rushing																			
	gp	att	gain	loss	net	avg	td	lg	avg/g	gp	att	gain	loss	net	avg	td	lg	avg/g	
MACK, Joshua	10	106	650	11	639	6.0	5	43	63.9	10	106	650	11	639	6.0	5	43	63.9	
HICKSON, Frankie	10	121	656	19	637	5.3	7	66	63.7	44	544	2573	79	2494	4.6	24	66	56.7	
ROBINSON, Brandon	5	17	149	11	138	8.1	3	75	27.6	16	17	149	11	138	8.1	3	75	8.6	
HENDERSON, Troy	6	9	90	7	83	9.2	1	59	13.8	6	9	90	7	83	9.2	1	59	13.8	
PICKETT, Peyton	10	23	85	5	80	3.5	2	14	8.0	22	133	555	18	537	4.0	11	53	24.4	
BOYD, Frank	1	4	21	0	21	5.2	0	13	21.0	9	46	255	6	249	5.4	3	20	27.7	
BENNETT, Johnathan	2	1	2	0	2	2.0	0	2	1.0	2	1	2	0	2	2.0	0	2	1.0	
LOUIS, Shedro	8	1	0	5	-5	-5.0	0	0	-0.6	8	1	0	5	-5	-5.0	0	0	-0.6	
BROWN, Landon	10	1	0	7	-7	-7.0	0	1	-0.7	21	1	0	7	-7	-7.0	0	1	-0.3	
STUBBS, DJ	10	1	0	12	-12	-12.0	0	0	-1.2	33	1	0	12	-12	-12.0	0	0	-0.4	
Team	9	10	0	18	-18	-1.8	0	0	-2.0										
CALVERT, Stephen	10	32	34	164	-130	-4.1	0	7	-13.0	44	144	197	649	-452	-3.1	3	23	-10.3	
Total	10	326	1687	259	1428	4.4	18	75	142.8										
Opponents	10	414	2151	221	1930	4.7	12	75	193.0										
Passing																			
	gp	effic	comp-att-int	pct	yds	td	lg	avg/g		gp	effic	comp-att-int	pct	yds	td	lg	avg/g		
CALVERT, Stephen	10	158.39	201-327-3	61.5	2941	23	73	294.1		44	137.51	848-1466-36	57.8	11303	88	76	256.9		
BENNETT, Johnathan	2	58.48	2-5-0	40.0	11	0	7	5.5		2	58.48	2-5-0	40.0	11	0	7	5.5		
BROWN, Landon	10	-35.50	1-4-1	25.0	-5	0	0	-0.5		21	-35.50	1-4-1	25.0	-5	0	0	-0.2		
ROBINSON, Brandon	5	229.87	2-3-0	66.7	19	1	14	3.8		16	229.87	2-3-0	66.7	19	1	14	1.2		
Team	9	0.00	0-1-0	0.0	0	0	0	0.0											
STUBBS, DJ	10	419.20	1-1-0	100.0	38	0	38	3.8		33	282.27	2-3-0	66.7	77	0	39	2.3		
Total	10	155.58	207-341-4	60.7	3004	24	73	300.4											
Opponents	10	142.96	181-297-10	60.9	2313	21	58	231.3											
Receiving																			
	gp	no.	yds	avg	td	lg	avg/g		gp	no.	yds	avg	td	lg	avg/g				
GANDY-GOLDEN,Anton	10	64	1244	19.4	8	73	124.4		42	225	3662	16.3	31	73	87.2				
STUBBS, DJ	10	28	361	12.9	3	47	36.1		33	85	1042	12.3	4	55	31.6				
SHAA, Kevin	9	24	334	13.9	2	40	37.1		13	27	386	14.3	2	48	29.7				
KING, Damian	8	20	184	9.2	0	23	23.0		38	122	1285	10.5	6	62	33.8				
HICKSON, Frankie	10	11	96	8.7	1	27	9.6		44	32	236	7.4	1	27	5.4				
MACK, Joshua	10	10	156	15.6	0	62	15.6		10	10	156	15.6	0	62	15.6				
FRITH, Noah	6	9	162	18.0	1	53	27.0		10	10	171	17.1	1	53	17.1				
FOUTZ, Zac	10	8	146	18.2	3	38	14.6		38	24	332	13.8	5	47	8.7				
DOUGLAS, Demario	2	5	89	17.8	1	45	44.5		2	5	89	17.8	1	45	44.5				
HUNTLEY, Johnny	9	5	60	12.0	0	22	6.7		9	5	60	12.0	0	22	6.7				
COLEMAN, Khaleb	8	5	47	9.4	0	15	5.9		17	16	173	10.8	1	29	10.2				
PICKETT, Peyton	10	5	15	3.0	0	14	1.5		22	14	55	3.9	0	14	2.5				
LOUIS, Shedro	8	4	33	8.2	0	15	4.1		8	4	33	8.2	0	15	4.1				
HENDERSON, Troy	6	3	33	11.0	2	18	5.5		6	3	33	11.0	2	18	5.5				
JACKSON, Jerome	10	3	15	5.0	2	9	1.5		22	4	25	6.2	2	10	1.1				
BARRETT, Chris	8	2	10	5.0	0	7	1.2		19	3	22	7.3	0	12	1.2				
BOLLINGER, Michael	3	1	19	19.0	1	19	6.3		21	2	37	18.5	2	19	1.8				
Total	10	207	3004	14.5	24	73	300.4												
Opponents	10	181	2313	12.8	21	58	231.3												
Total Offense																			
	g	plays	rush	pass	total	avg/g		g	plays	rush	pass	total	avg/g						
CALVERT, Stephen	10	359	-130	2941	2811	281.1		44	1610	-452	11303	10851	246.6						
MACK, Joshua	10	106	639	0	639	63.9		10	106	639	0	639	63.9						
HICKSON, Frankie	10	121	637	0	637	63.7		44	544	2494	0	2494	56.7						
ROBINSON, Brandon	5	20	138	19	157	31.4		16	20	138	19	157	9.8						
HENDERSON, Troy	6	9	83	0	83	13.8		6	9	83	0	83	13.8						
PICKETT, Peyton	10	23	80	0	80	8.0		22	133	537	0	537	24.4						
STUBBS, DJ	10	2	-12	38	26	2.6		33	4	-12	77	65	2.0						
BOYD, Frank	1	4	21	0	21	21.0		9	46	249	0	249	27.7						
BENNETT, Johnathan	2	6	2	11	13	6.5		2	6	2	11	13	6.5						
LOUIS, Shedro	8	1	-5	0	-5	-0.6		8	1	-5	0	-5	-0.6						
BROWN, Landon	10	5	-7	-5	-12	-1.2		21	5	-7	-5	-12	-0.6						
Team	9	11	-18	0	-18	-2.0													
Total	10	667	1428	3004	4432	443.2													
Opponents	10	711	1930	2313	4243	424.3													

2019 Liberty University Football

LIBERTY Individual Season/Career Statistics (as of Nov 10, 2019)

All games

SEASON										CAREER									
Scoring	td	fg	PAT				dxd	saf	pts	td	fg	PAT				dxd	saf	pts	
			kick	rush	rcv	pass						kick	rush	rcv	pass				
PROBERT, Alex	-	7-11	41-42	-	-	-	-	-	62	-	40-55	131-139	-	-	-	-	-	-	251
GANDY-GOLDEN, Anton	8	-	-	-	-	-	-	-	48	31	-	-	-	-	-	-	-	-	186
HICKSON, Frankie	8	-	-	-	-	-	-	-	48	26	-	-	-	-	-	-	-	-	156
MACK, Joshua	5	-	-	-	-	-	-	-	30	5	-	-	-	-	-	-	-	-	30
HENDERSON, Troy	3	-	-	-	-	-	-	-	18	3	-	-	-	-	-	-	-	-	18
STUBBS, DJ	3	-	-	-	-	-	-	-	18	4	-	-	-	-	1-1	-	-	-	24
ROBINSON, Brandon	3	-	-	-	-	-	-	-	18	3	-	-	-	-	-	-	-	-	18
FOUTZ, Zac	3	-	-	-	-	-	-	-	18	5	-	-	-	-	-	-	-	-	30
SHAA, Kevin	2	-	-	-	-	-	-	-	12	2	-	-	-	-	-	-	-	-	12
JACKSON, Jerome	2	-	-	-	-	-	-	-	12	2	-	-	-	-	-	-	-	-	12
PICKETT, Peyton	2	-	-	-	-	-	-	-	12	11	-	-	-	-	-	-	-	-	66
BOLLINGER, Michael	1	-	-	-	-	-	-	-	6	2	-	-	-	-	-	-	-	-	12
ESPINOZA, Ceneca	1	-	-	-	-	-	-	-	6	1	-	-	-	-	-	-	-	-	6
FRITH, Noah	1	-	-	-	-	-	-	-	6	1	-	-	-	-	-	-	-	-	6
LOUIS, Shedro	1	-	-	-	-	-	-	-	6	1	-	-	-	-	-	-	-	-	6
DOUGLAS, Demario	1	-	-	-	-	-	-	-	6	1	-	-	-	-	-	-	-	-	6
PEART, Aaron	-	-	2-2	-	-	-	-	-	2	-	3-6	33-34	-	-	-	-	-	-	42
Total	44	7-11	43-44	-	-	-	-	-	328										
Opponents	34	10-15	30-30	0-2	1	1-2	-	-	266										

Punt Returns	no.	yds	avg	td	lg	no.	yds	avg	td	lg
STUBBS, DJ	12	48	4.0	0	13	39	264	6.8	0	60
CLARK, Kei'Trel	1	-20	-20.0	0	0	1	-20	-20.0	0	0
LOUIS, Shedro	1	1	1.0	0	1	1	1	1.0	0	1
Total	14	29	2.1	0	13					
Opponents	13	82	6.3	0	31					

Kick Returns	no.	yds	avg	td	lg	no.	yds	avg	td	lg
LOUIS, Shedro	17	447	26.3	1	97	17	447	26.3	1	97
ESPINOZA, Ceneca	6	114	19.0	0	29	27	549	20.3	0	43
HENDERSON, Troy	3	61	20.3	0	26	3	61	20.3	0	26
MACK, Joshua	2	37	18.5	0	25	2	37	18.5	0	25
HICKSON, Frankie	2	19	9.5	0	19	62	1360	21.9	1	99
COLEMAN, Khaleb	1	49	49.0	0	49	1	49	49.0	0	49
GREEN, Remington	1	9	9.0	0	9	1	9	9.0	0	9
SIBLEY, Treon	1	19	19.0	0	19	1	19	19.0	0	19
Total	33	755	22.9	1	97					
Opponents	16	273	17.1	0	28					

Interceptions	no.	yds	avg	td	lg	no.	yds	avg	td	lg
WILSON, Bejour	3	-1	-0.3	0	0	6	74	12.3	0	42
ESPINOZA, Ceneca	2	45	22.5	1	45	3	47	15.7	1	45
STEELE, Isaac	1	0	0.0	0	0	4	17	4.2	0	20
FAULKES, Jimmy	1	0	0.0	0	0	2	0	0.0	0	0
TILLMON, Brandon	1	5	5.0	0	5	3	7	2.3	0	5
BENTON, Elijah	1	23	23.0	0	23	2	23	11.5	0	23
SCRUGGS, Javon	1	72	72.0	0	72	1	72	72.0	0	72
Total	10	144	14.4	1	72					
Opponents	4	30	7.5	0	15					

Fumble Returns	no.	yds	avg	td	lg	no.	yds	avg	td	lg
SCRUGGS, Javon	1	29	29.0	0	29	1	29	29.0	0	29
Total	1	29	29.0	0	29					
Opponents	0	0	0.0	1	0					

2019 Liberty University Football

LIBERTY Individual Season/Career Statistics (as of Nov 10, 2019)

All games

	SEASON								CAREER							
All Purpose	g	rush	rcv	pr	kr	ir	total	avg/g	g	rush	rcv	pr	kr	ir	total	avg/g
GANDY-GOLDE	10	0	1244	0	0	0	1244	124.4	42	0	3662	0	0	0	3662	87.2
MACK, Joshua	10	639	156	0	37	0	832	83.2	10	639	156	0	37	0	832	83.2
HICKSON, Frank	10	637	96	0	19	0	752	75.2	44	2494	236	0	1360	0	4090	93.0
LOUIS, Shedro	8	-5	33	1	447	0	476	59.5	8	-5	33	1	447	0	476	59.5
STUBBS, DJ	10	-12	361	48	0	0	397	39.7	33	-12	1042	264	83	0	1377	41.7
SHAA, Kevin	9	0	334	0	0	0	334	37.1	13	-12	386	0	28	0	402	30.9
KING, Damian	8	0	184	0	0	0	184	23.0	38	26	1285	39	495	0	1845	48.6
HENDERSON, T	6	83	33	0	61	0	177	29.5	6	83	33	0	61	0	177	29.5
FRITH, Noah	6	0	162	0	0	0	162	27.0	10	0	171	0	0	0	171	17.1
ESPINOZA, Cen	9	0	0	0	114	45	159	17.7	31	0	0	0	549	47	596	19.2
FOUTZ, Zac	10	0	146	0	0	0	146	14.6	38	1	332	0	0	0	333	8.8
ROBINSON, Bra	5	138	0	0	0	0	138	27.6	16	138	0	0	0	0	138	8.6
COLEMAN, Khal	8	0	47	0	49	0	96	12.0	17	0	173	0	49	0	222	13.1
PICKETT, Peytto	10	80	15	0	0	0	95	9.5	22	537	55	0	47	0	639	29.0
DOUGLAS, Dem	2	0	89	0	0	0	89	44.5	2	0	89	0	0	0	89	44.5
SCRUGGS, Javo	9	0	0	0	0	72	72	8.0	21	0	0	0	0	72	72	3.4
HUNTLEY, John	9	0	60	0	0	0	60	6.7	9	0	60	0	0	0	60	6.7
BENTON, Elijah	9	0	0	0	0	23	23	2.6	41	0	0	0	0	23	23	0.6
BOYD, Frank	1	21	0	0	0	0	21	21.0	9	249	0	0	0	0	249	27.7
SIBLEY, Treon	2	0	0	0	19	0	19	9.5	2	0	0	0	19	0	19	9.5
BOLLINGER, Mi	3	0	19	0	0	0	19	6.3	21	0	37	0	34	0	71	3.4
JACKSON, Jero	10	0	15	0	0	0	15	1.5	22	0	25	0	0	0	25	1.1
BARRETT, Chris	8	0	10	0	0	0	10	1.2	19	0	22	0	0	0	22	1.2
GREEN, Reming	10	0	0	0	9	0	9	0.9	33	0	0	0	9	0	9	0.3
TILLMON, Brand	8	0	0	0	0	5	5	0.6	39	0	0	0	0	7	7	0.2
BENNETT, John	2	2	0	0	0	0	2	1.0	2	2	0	0	0	0	2	1.0
WILSON, Bejour	7	0	0	0	0	-1	-1	-0.1	19	0	0	0	0	74	74	3.9
BROWN, Landon	10	-7	0	0	0	0	-7	-0.7	21	-7	0	0	0	0	-7	-0.3
Team	9	-18	0	0	0	0	-18	-2.0								
CLARK, Kei'Trel	10	0	0	-20	0	0	-20	-2.0	10	0	0	-20	0	0	-20	-2.0
CALVERT, Steph	10	-130	0	0	0	0	-130	-13.0	44	-452	-12	0	0	0	-464	-10.5
Total	10	1428	3004	29	755	144	5360	536.0								
Opponents	10	1930	2313	82	273	30	4628	462.8								

Field Goals	att	good	long	blkd	att	good	long	blkd
PROBERT, Alex	11	7	51	0	55	40	51	3
Total	11	7	51	0				
Opponents	15	10	52	0				

Punting	no.	yds	avg	lg	blk	no.	yds	avg	lg	blk
ALVES, Aidan	41	1791	43.7	73	0	107	4235	39.6	73	1
Total	41	1791	43.7	73	0					
Opponents	44	1924	43.7	58	0					

Kickoffs	no.	yds	avg	tb	ob	no.	yds	avg	tb	ob
PROBERT, Alex	59	3679	62.4	40	0	210	12867	61.3	99	5
Total	59	3679	62.4	40	0					
Opponents	51	3017	59.2	15	1					

2019 Liberty University Football
LIBERTY Individual Season/Career Statistics (as of Nov 10, 2019)
All games

SEASON												CAREER											
##	Defensive Leaders	gp	ua	a	total	tfl	sack	int	pbu	fr	ff	blk	gp	ua	a	total	tfl	sack	int	pbu	fr	ff	blk
1A	AJAYI, Solomon	10	39	30	69	4.0	1	.	22	80	65	145	8.5	1.0	2	2	2	2	.
1L	LEMONIER, Jessie	10	34	31	65	12.0	8.5	.	.	.	1	.	22	64	56	120	25.5	18.5	.	.	1	3	.
3B	BENTON, Elijah	9	36	25	61	0.5	.	1	3	.	1	.	41	109	72	181	1.5	.	2	5	.	1	.
1D	SCRUGGS, Javon	9	27	17	44	4.0	.	1	3	1	.	.	21	31	20	51	4.0	.	1	3	2	1	.
99	RUSINS, Ralfs	10	12	31	43	6.0	2.0	35	22	42	64	7.5	3.0	.	.	1	.	.
6D	ESPINOZA, Ceneca	9	29	9	38	2.5	1.5	2	2	1	1	.	31	64	28	92	3.5	1.5	3	4	1	1	.
44	LEWIS, Austin	9	14	18	32	5.5	1.5	.	1	.	1	.	21	27	29	56	12.0	5.0	.	2	1	1	.
1T	TILLMON, Brandon	8	18	12	30	1.5	0.5	1	39	102	53	155	9.0	3.0	3	4	.	.	.
2C	CLARK, Kei'Trel	10	24	4	28	2.0	1.0	.	5	.	.	.	10	24	4	28	2.0	1.0	.	5	.	.	.
96	CLARK, TreShaun	10	19	7	26	7.0	4.0	.	.	.	1	.	10	19	7	26	7.0	4.0	.	.	.	1	.
9D	JENKINS, Amarii	10	14	12	26	1.0	1.0	.	1	.	.	.	22	21	17	38	2.0	1.0	.	1	.	.	.
3C	COZAD, Waylen	8	8	13	21	0.5	8	8	13	21	0.5
35	DUPREE, Tyren	9	8	12	20	2.0	2.0	.	.	.	1	.	11	8	14	22	2.0	2.0	.	.	.	1	.
7D	LAND, Tavvion	8	9	11	20	0.5	.	.	.	1	1	.	8	9	11	20	0.5	.	.	.	1	1	.
94	ELEFANTE, Vincent	10	3	15	18	1.5	0.5	21	12	18	30	2.5	0.5
1I	STEELE, Isaac	8	14	4	18	0.5	.	1	20	58	25	83	5.0	.	4	.	.	1	.
8D	FAULKs, Jimmy	10	9	6	15	0.0	.	1	1	.	.	.	31	24	12	36	0.0	.	2	5	.	.	.
2W	WILSON, Bejour	7	10	3	13	1.0	.	3	2	1	.	.	19	53	18	71	3.0	.	6	12	1	.	.
5J	JAMES, Elijah	10	5	8	13	0.5	10	5	8	13	0.5
3D	DAVIS, Rion	8	7	5	12	0.0	.	.	1	1	1	.	41	50	38	88	3.5	.	1	2	2	1	.
1M	MEGGINSON, Chris	10	9	3	12	0.0	.	.	2	.	.	.	10	9	3	12	0.0	.	.	2	.	.	.
28	GLAIZE, Micah	9	8	3	11	0.0	.	.	1	.	.	.	9	8	3	11	0.0	.	.	1	.	.	.
18	AVERY, Isaiah	8	9	1	10	0.0	.	.	1	.	.	.	8	9	1	10	0.0	.	.	1	.	.	.
1S	SANDERS, Jayod	8	6	3	9	5.5	4.0	27	12	10	22	8.0	5.0
97	MITCHELL, Elisha	8	4	4	8	1.5	0.5	19	12	14	26	2.5	0.5	.	.	1	.	.
98	MONDAY, Brayden	4	3	5	8	0.0	4	3	5	8	0.0
3P	PEARSON, Devin	6	2	5	7	0.0	18	14	29	43	0.5	0.5	.	.	1	.	.
80	BRUMM, Brody	10	3	3	6	0.0	11	3	3	6	0.0
2D	DABNEY, Emanuel	6	3	3	6	0.5	.	.	1	.	.	.	6	3	3	6	0.5	.	.	1	.	.	.
92	WOLK, Mason	10	2	3	5	2.5	0.5	10	2	3	5	2.5	0.5
47	GREEN, Remington	10	3	2	5	0.0	33	23	26	49	1.5
43	ALEXANDER, Benjami	8	1	4	5	0.0	30	10	10	20	0.0	.	.	.	1	.	.
17	COLEMAN, Khaleb	8	2	2	4	0.0	17	4	3	7	0.0	.	.	.	2	1	.
58	WATSON, Thaddius	3	1	1	2	0.0	3	1	1	2	0.0
36	GOETZ, Hunter	4	1	1	2	0.0	7	5	2	7	0.0
46	ALVES, Aidan	10	2	.	2	0.0	22	3	.	3	0.0
10	PROBERT, Alex	10	1	1	2	0.0	36	1	2	3	0.0
50	CHIBUEZE, Henry	2	.	1	1	0.0	3	.	1	1	0.0
25	PICKETT, Peyton	10	1	.	1	0.0	22	1	.	1	0.0
26	SKELTON, DJ	2	1	.	1	0.0	2	1	.	1	0.0
51	MOCK, Austin	10	1	.	1	0.0	22	1	.	1	0.0
68	SCHULTZ, Tristan	10	1	.	1	0.0	31	1	.	1	0.0
4D	WILLIAMS, Aubrey	2	.	1	1	0.5	0.5	2	.	1	1	0.5	0.5
2H	HARRIS, Marcellous	5	1	.	1	1.0	7	2	.	2	1.0
5	STUBBS, DJ	10	1	.	1	0.0	33	2	.	2	0.0
5D	CAPER, Malik	2	.	1	1	0.0	2	.	1	1	0.0
8L	LLOYD, Devonte	4	.	.	.	0.0	4	.	.	.	0.0
Total		10	405	320	725	64	28	10	24	5	9	.											
Opponents		10	360	290	650	50	24	4	39	8	10	.											

2019 Liberty University Football LIBERTY Team Game-by-Game (as of Nov 10, 2019) All games

TEAM STATISTICS

Date	Opponent	Rushing				Receiving				Passing				Kick Returns				Punt Returns				tot off
		no.	yds	td	lg	no.	yds	td	lg	cmp-att-int	yds	td	lg	no.	yds	td	lg	no.	yds	td	lg	
08-31-19	SYRACUSE	34	-4	0	12	21	238	0	56	21-42-2	238	0	56	3	48	0	18	3	2	0	1	234
09-07-19	at Louisiana	28	142	1	66	22	219	1	26	22-39-1	219	1	26	2	16	0	17	0	0	0	0	361
09-14-19	BUFFALO	27	76	1	22	23	325	4	55	23-30-0	325	4	55	1	20	0	20	0	0	0	0	401
09-21-19	HAMPTON	38	256	6	75	10	319	2	73	10-17-0	319	2	73	3	110	0	49	5	-1	0	8	575
09-28-19	NEW MEXICO	31	160	0	38	24	306	2	53	24-36-0	306	2	53	1	45	0	45	2	14	0	13	466
10-05-19	at New Mexico State	38	161	1	21	16	173	1	54	16-31-0	173	1	54	2	40	0	21	1	1	0	1	334
10-19-19	MAINE	28	136	2	30	23	351	5	33	23-36-1	351	5	33	7	204	1	97	0	0	0	0	487
10-26-19	at Rutgers	27	131	3	43	18	282	1	40	18-32-0	282	1	40	8	149	0	29	0	0	0	0	413
11-02-19	at Massachusetts	45	242	4	32	23	488	5	62	23-32-0	488	5	62	3	61	0	26	3	13	0	7	730
11-09-19	at BYU	30	128	0	17	27	303	3	41	27-46-0	303	3	41	3	62	0	21	0	0	0	0	431
LIBERTY		326	1428	18	75	207	3004	24	73	207-341-4	3004	24	73	33	755	1	97	14	29	0	13	4432
		414	1930	12	75	181	2313	21	58	181-297-10	2313	21	58	16	273	0	28	13	82	0	31	4243

Games: 10 • Avg/rush: 4.4 • Avg/catch: 14.5 • Pass eff: 155.58 • KR avg: 22.9 • PR avg: 2.1 • All purpose avg/game: 536.0 • Total offense avg/gm: 443.2

Date	Opponent	Tackles				Sacks	Fumble		Pass Defense			blkd kick	PAT Attempts			off		
		ua	a	total	tfl-yds		ff	fr-yds	int-yds	qbh	brup		kick	rush	rcv	saf	t/o	pts
08-31-1	SYRACUSE	48	28	76	2.0-7	2.0-7	1	1-0	2-0	1	2	0	0-0	0	0	0	0	0
09-07-1	at Louisiana	48	16	64	6.0-28	2.0-15	2	1-0	1-0	2	3	0	2-2	0	0	0	0	7
09-14-1	BUFFALO	46	24	70	7.0-30	3.0-21	0	0-0	0-0	4	6	0	5-5	0	0	0	0	35
09-21-1	HAMPTON	38	30	68	9.0-31	2.0-15	1	0-0	1-45	1	1	0	8-9	0	0	0	7	62
09-28-1	NEW MEXICO	38	28	66	4.0-9	2.0-6	0	0-0	2-23	0	3	0	2-2	0	0	0	0	17
10-05-1	at New Mexico State	28	54	82	9.0-28	4.0-17	1	1-0	2-77	1	1	0	2-2	0	0	0	3	20
10-19-1	MAINE	48	22	70	11.0-26	6.0-20	1	1-29	1-0	1	2	0	8-8	0	0	0	14	59
10-26-1	at Rutgers	35	58	93	1.0-5	1.0-5	0	0-0	0-0	3	2	0	4-4	0	0	0	0	34
11-02-1	at Massachusetts	30	48	78	10.0-38	5.0-31	1	0-0	0-0	0	2	0	9-9	0	0	0	0	63
11-09-1	at BYU	46	12	58	5.0-11	1.0-2	2	1-0	1-1	1	2	0	3-3	0	0	0	3	24
LIBERTY		405	320	725	64.0-213	28.0-139	9	5-29	10-144	14	24	0	43-44	0	0	0	34	328
		360	290	650	50.0-247	24.0-172	10	8-0	4-30	21	39	0	30-30	0	1	0	40	266

Date	Opponent	Punting					Field Goals					Kickoffs				
		no.	yds	avg	long	blkd	md-att	long	blkd	no.	yds	avg	tb	ob		
08-31-1	SYRACUSE	8	351	43.9	48	0	0-1	0	0	1	65	65.0	1	0		
09-07-1	at Louisiana	5	179	35.8	42	0	0-0	0	0	3	195	65.0	3	0		
09-14-1	BUFFALO	4	152	38.0	57	0	0-0	0	0	6	387	64.5	3	0		
09-21-1	HAMPTON	4	182	45.5	73	0	0-0	0	0	10	565	56.5	5	0		
09-28-1	NEW MEXICO	4	173	43.2	52	0	1-2	42	0	4	260	65.0	4	0		
10-05-1	at New Mexico State	5	240	48.0	69	0	2-3	51	0	5	329	65.8	2	0		
10-19-1	MAINE	2	87	43.5	44	0	1-1	36	0	10	658	65.8	9	0		
10-26-1	at Rutgers	2	85	42.5	47	0	2-2	46	0	5	324	64.8	4	0		
11-02-1	at Massachusetts	3	146	48.7	72	0	0-0	0	0	10	624	62.4	5	0		
11-09-1	at BYU	4	196	49.0	55	0	1-2	24	0	5	272	54.4	4	0		
LIBERTY		41	1791	43.7	73	0	7-11	51	0	59	3679	62.4	40	0		
		44	1924	43.7	58	0	10-15	52	0	51	3017	59.2	15	1		

2019 Liberty University Football

LIBERTY Opponent Game-by-Game (as of Nov 10, 2019)

All games

OPPONENT STATISTICS

		Rushing				Receiving				Passing				Kick Returns				Punt Returns				tot		
Date	Opponent	no.	yds	td	lg	no.	yds	td	lg	cmp	att	int	yds	td	lg	no.	yds	td	lg	no.	yds	td	lg	off
08-31-19	SYRACUSE	44	192	3	42	17	176	0	31	17	35	2	176	0	31	0	0	0	0	3	41	0	31	368
09-07-19	at Louisiana	46	407	3	75	16	186	2	58	16	25	1	186	2	58	0	0	0	0	3	5	0	5	593
09-14-19	BUFFALO	44	206	0	23	15	167	2	33	15	33	0	167	2	33	3	44	0	17	1	6	0	6	373
09-21-19	HAMPTON	37	113	0	16	20	292	3	53	20	26	1	292	3	53	2	21	0	14	1	1	0	0	405
09-28-19	NEW MEXICO	43	223	0	35	12	139	1	22	12	26	2	139	1	22	0	0	0	0	1	2	0	2	362
10-05-19	at New Mexico State	34	131	1	22	20	265	0	41	20	31	2	265	0	41	3	62	0	24	2	10	0	7	396
10-19-19	MAINE	38	116	1	21	26	456	5	44	26	39	1	456	5	44	1	28	0	28	0	0	0	0	572
10-26-19	at Rutgers	55	271	3	19	15	192	2	51	15	21	0	192	2	51	1	24	0	24	0	0	0	0	463
11-02-19	at Massachusetts	37	106	1	40	16	134	2	45	16	27	0	134	2	45	5	94	0	26	1	19	0	19	240
11-09-19	at BYU	36	165	0	18	24	306	4	47	24	34	1	306	4	47	1	0	0	0	1	-2	0	0	471
Opponents		414	1930	12	75	181	2313	21	58	181	297	10	2313	21	58	16	273	0	28	13	82	0	31	4243
		326	1428	18	75	207	3004	24	73	207	341	4	3004	24	73	33	755	1	97	14	29	0	13	4432

Games: 10 • Avg/rush: 4.7 • Avg/catch: 12.8 • Pass eff: 142.96 • KR avg: 17.1 • PR avg: 6.3 • All purpose avg/game: 462.8 • Total offense avg/gm: 424.3

		Tackles				Sacks	Fumble		Pass Defense			blkd	PAT Attempts			off		
Date	Opponent	ua	a	total	tfl-yds	no-yds	ff	fr-yds	int-yds	qbh	brup	kick	kick	rush	rcv	saf	t/o	pts
08-31-1	SYRACUSE	46	28	74	14.0-68	8.0-51	2	2-0	2-10	2	4	0	3-3	0	0	0	10	24
09-07-1	at Louisiana	41	16	57	4.0-31	3.0-26	0	0-0	1-5	7	4	0	5-5	0	0	0	0	35
09-14-1	BUFFALO	33	22	55	4.0-21	2.0-18	0	0-0	0-0	1	2	0	2-2	0	0	0	0	17
09-21-1	HAMPTON	30	24	54	6.0-27	2.0-15	0	1-0	0-0	1	2	0	1-1	0	1	0	6	27
09-28-1	NEW MEXICO	42	24	66	4.0-10	0.0-0	1	1-0	0-0	1	4	0	1-1	0	0	0	0	10
10-05-1	at New Mexico State	26	50	76	6.0-31	4.0-27	1	0-0	0-0	4	3	0	1-1	0	0	0	0	13
10-19-1	MAINE	38	16	54	3.0-9	1.0-5	2	0-0	1-15	1	4	0	5-5	0	0	0	7	44
10-26-1	at Rutgers	27	38	65	3.0-22	3.0-22	2	1-0	0-0	3	7	0	5-5	0	0	0	3	44
11-02-1	at Massachusetts	34	52	86	2.0-6	0.0-0	2	3-0	0-0	0	5	0	3-3	0	0	0	14	21
11-09-1	at BYU	43	20	63	4.0-22	1.0-8	0	0-0	0-0	1	4	0	4-4	0	0	0	0	31
Opponents		360	290	650	50.0-247	24.0-172	10	8-0	4-30	21	39	0	30-30	0	1	0	40	266
		405	320	725	64.0-213	28.0-139	9	5-29	10-144	14	24	0	43-44	0	0	0	34	328

		Punting										Field Goals			Kickoffs				
Date	Opponent	no.	yds	avg	long	blkd	tb	fc	50+	i20	md-att	long	blkd	no.	yds	avg	tb	ob	
08-31-1	SYRACUSE	6	295	49.2	56	0	1	0	3	4	1-1	45	0	5	319	63.8	2	0	
09-07-1	at Louisiana	1	39	39.0	39	0	0	1	0	0	0-3	0	0	6	376	62.7	4	0	
09-14-1	BUFFALO	3	82	27.3	35	0	0	1	0	0	1-3	45	0	4	254	63.5	3	0	
09-21-1	HAMPTON	8	370	46.2	58	0	0	0	1	1	0-0	0	0	5	218	43.6	0	0	
09-28-1	NEW MEXICO	5	239	47.8	58	0	0	1	3	5	1-1	52	0	2	130	65.0	1	0	
10-05-1	at New Mexico State	4	176	44.0	58	0	0	1	1	2	2-2	39	0	4	260	65.0	2	0	
10-19-1	MAINE	2	99	49.5	56	0	1	1	1	0	1-1	23	0	6	320	53.3	0	0	
10-26-1	at Rutgers	1	34	34.0	34	0	0	1	0	1	3-3	34	0	9	520	57.8	0	0	
11-02-1	at Massachusetts	11	463	42.1	49	0	0	1	0	2	0-0	0	0	4	237	59.2	0	1	
11-09-1	at BYU	3	127	42.3	47	0	0	0	0	2	1-1	24	0	6	383	63.8	3	0	
Opponents		44	1924	43.7	58	0	2	7	9	17	10-15	52	0	51	3017	59.2	15	1	
		41	1791	43.7	73	0	4	13	9	11	7-11	51	0	59	3679	62.4	40	0	

2019 Liberty University Football
LIBERTY Team Game-by-Game Comparison (as of Nov 10, 2019)
All games

Opponent	Score	First Downs				Rushing Number-Yards	Passing		Total Offense Plays-Yards	Return Yards	Turn- Overs
		Total	Rush	Pass	Pen		Comp-Att-Int	Yards			
SYRACUSE	0 - 24	18 / 17	4 / 6	10 / 9	4 / 2	34-4 / 44-192	21-42-2 / 17-35-2	238 / 176	76-234 / 79-368	50 / 51	4 / 3
Louisiana	14 - 35	20 / 26	8 / 15	12 / 9	0 / 2	28-142 / 46-407	22-39-1 / 16-25-1	219 / 186	67-361 / 71-593	16 / 10	1 / 2
BUFFALO	35 - 17	22 / 26	6 / 15	13 / 6	3 / 5	27-76 / 44-206	23-30-0 / 15-33-0	325 / 167	57-401 / 77-373	20 / 50	0 / 0
HAMPTON	62 - 27	21 / 18	10 / 6	9 / 11	2 / 1	38-256 / 37-113	10-17-0 / 20-26-1	319 / 292	55-575 / 63-405	154 / 22	1 / 1
NEW MEXICO	17 - 10	19 / 18	7 / 8	11 / 9	1 / 1	31-160 / 43-223	24-36-0 / 12-26-2	306 / 139	67-466 / 69-362	82 / 2	1 / 2
New Mexico State	20 - 13	20 / 24	8 / 8	9 / 12	3 / 4	38-161 / 34-131	16-31-0 / 20-31-2	173 / 265	69-334 / 65-396	118 / 72	0 / 3
MAINE	59 - 44	27 / 29	8 / 9	18 / 16	1 / 4	28-136 / 38-116	23-36-1 / 26-39-1	351 / 456	64-487 / 77-572	233 / 43	1 / 2
Rutgers	34 - 44	22 / 25	6 / 15	12 / 9	4 / 1	27-131 / 55-271	18-32-0 / 15-21-0	282 / 192	59-413 / 76-463	149 / 24	1 / 0
Massachusetts	63 - 21	31 / 10	12 / 6	18 / 3	1 / 1	45-242 / 37-106	23-32-0 / 16-27-0	488 / 134	77-730 / 64-240	74 / 113	3 / 0
BYU	24 - 31	25 / 23	8 / 6	17 / 15	0 / 2	30-128 / 36-165	27-46-0 / 24-34-1	303 / 306	76-431 / 70-471	61 / -2	0 / 2
Totals	328 - 266	225 / 216	77 / 94	129 / 99	19 / 23	326-1428 / 414-1930	207-341-4 / 181-297-10	3004 / 2313	667-4432 / 711-4243	957 / 385	12 / 15

Opponent	3rd Down Conversions	4th Down Conversions	Time of Possession	TOP Margin	Avg Yds/Rush	Avg Yds/Pass	Avg Yds/Play	Punting Number-Avg	Penalties Number-Yards	Sacks
SYRACUSE	3-16 / 8-19	0-1 / 2-4	28:57 / 31:03	-2:06	-0.1 / 4.4	5.7 / 5.0	3.1 / 4.7	8-43.9 / 6-49.2	5-55 / 10-88	2 / 8
Louisiana	2-11 / 6-12	1-4 / 1-2	29:17 / 30:43	-1:26	5.1 / 8.8	5.6 / 7.4	5.4 / 8.4	5-35.8 / 1-39.0	9-42 / 4-35	2 / 3
BUFFALO	5-9 / 6-15	0-0 / 1-3	28:09 / 31:51	-3:42	2.8 / 4.7	10.8 / 5.1	7.0 / 4.8	4-38.0 / 3-27.3	7-85 / 8-79	3 / 2
HAMPTON	4-9 / 2-12	0-0 / 0-1	24:14 / 35:46	-11:32	6.7 / 3.1	18.8 / 11.2	10.5 / 6.4	4-45.5 / 8-46.2	6-65 / 5-36	2 / 2
NEW MEXICO	4-12 / 9-17	0-1 / 0-1	29:27 / 30:33	-1:06	5.2 / 5.2	8.5 / 5.3	7.0 / 5.2	4-43.2 / 5-47.8	3-30 / 6-40	2 / 0
New Mexico State	4-13 / 3-10	0-0 / 0-0	31:21 / 28:39	2:42	4.2 / 3.9	5.6 / 8.5	4.8 / 6.1	5-48.0 / 4-44.0	9-102 / 14-94	4 / 4
MAINE	6-11 / 7-14	1-1 / 1-3	23:38 / 36:22	-12:44	4.9 / 3.1	9.8 / 11.7	7.6 / 7.4	2-43.5 / 2-49.5	8-87 / 10-97	6 / 1
Rutgers	7-12 / 12-17	0-0 / 1-1	22:06 / 37:54	-15:48	4.9 / 4.9	8.8 / 9.1	7.0 / 6.1	2-42.5 / 1-34.0	9-70 / 7-48	1 / 3
Massachusetts	5-11 / 4-17	2-3 / 1-2	31:49 / 28:11	3:38	5.4 / 2.9	15.2 / 5.0	9.5 / 3.8	3-48.7 / 11-42.1	6-38 / 8-64	5 / 0
BYU	9-17 / 7-13	0-2 / 1-2	29:12 / 30:48	-1:36	4.3 / 4.6	6.6 / 9.0	5.7 / 6.7	4-49.0 / 3-42.3	6-40 / 5-45	1 / 1
Totals	49-121 / 64-146	4-12 / 8-19	278:10 / 321:50	-43:40	4.4 / 4.7	8.8 / 7.8	6.6 / 6.0	41-43.7 / 44-43.7	68-614 / 77-626	28 / 24

Note: Game totals are displayed in the format TEAM/OPPONENT for each category

2019 Liberty University Football
LIBERTY Game Superlatives (as of Nov 10, 2019)
All games

INDIVIDUAL GAME HIGHS

Rushes	18	HICKSON, Frankie at Louisiana (09-07-19)
Yards Rushing	133	HICKSON, Frankie at Louisiana (09-07-19)
TD Rushes	3	HICKSON, Frankie at Massachusetts (11-02-19)
Long Rush	75	ROBINSON, Brandon vs Hampton (09-21-19)
Pass attempts	45	CALVERT, Stephen at BYU (11-09-19)
Pass completions	27	CALVERT, Stephen at BYU (11-09-19)
Yards Passing	474	CALVERT, Stephen at Massachusetts (11-02-19)
TD Passes	5	CALVERT, Stephen vs Maine (10-19-19)
Long Pass	73	CALVERT, Stephen vs Hampton (09-21-19)
Receptions	10	GANDY-GOLDEN, Antonio at BYU (11-09-19)
Yards Receiving	181	GANDY-GOLDEN, Antonio vs Hampton (09-21-19)
TD Receptions	2	GANDY-GOLDEN, Antonio vs Buffalo (09-14-19)
	2	GANDY-GOLDEN, Antonio vs Hampton (09-21-19)
	2	FOUTZ, Zac at BYU (11-09-19)
Long Reception	73	GANDY-GOLDEN, Antonio vs Hampton (09-21-19)
Field Goals	2	PROBERT, Alex at New Mexico State (10-05-19)
	2	PROBERT, Alex at Rutgers (10-26-19)
Long Field Goal	51	PROBERT, Alex at New Mexico State (10-05-19)
Punts	8	ALVES, Aidan vs Syracuse (08-31-19)
Punting Avg	49.0	ALVES, Aidan at BYU (11-09-19)
Long Punt	73	ALVES, Aidan vs Hampton (09-21-19)
Punts inside 20	3	ALVES, Aidan vs Hampton (09-21-19)
Long Punt Return	13	STUBBS, DJ vs New Mexico (09-28-19)
Long Kickoff Return	97	LOUIS, Shedro vs Maine (10-19-19)
Tackles	13	BENTON, Elijah vs Syracuse (08-31-19)
Sacks	3.0	LEMONIER, Jessie vs Buffalo (09-14-19)
Tackles For Loss	3.0	LEMONIER, Jessie vs Buffalo (09-14-19)
	3.0	SANDERS, Jayod vs Maine (10-19-19)
Interceptions	1	WILSON, Bejour vs Syracuse (08-31-19)
	1	ESPINOZA, Ceneca vs Syracuse (08-31-19)
	1	WILSON, Bejour at Louisiana (09-07-19)
	1	ESPINOZA, Ceneca vs Hampton (09-21-19)
	1	BENTON, Elijah vs New Mexico (09-28-19)
	1	FAULKS, Jimmy vs New Mexico (09-28-19)
	1	TILLMON, Brandon at New Mexico State (10-05-19)
	1	SCRUGGS, Javon at New Mexico State (10-05-19)
	1	STEELE, Isaac vs Maine (10-19-19)
	1	WILSON, Bejour at BYU (11-09-19)

2019 Liberty University Football
LIBERTY Game Superlatives (as of Nov 10, 2019)
All games

TEAM GAME HIGHS

Rushes	45	at Massachusetts (11-02-19)
Yards Rushing	256	vs Hampton (09-21-19)
Yards Per Rush	6.7	vs Hampton (09-21-19)
TD Rushes	6	vs Hampton (09-21-19)
Pass attempts	46	at BYU (11-09-19)
Pass completions	27	at BYU (11-09-19)
Yards Passing	488	at Massachusetts (11-02-19)
Yards Per Pass	18.8	vs Hampton (09-21-19)
TD Passes	5	vs Maine (10-19-19)
	5	at Massachusetts (11-02-19)
Total Plays	77	at Massachusetts (11-02-19)
Total Offense	730	at Massachusetts (11-02-19)
Yards Per Play	10.5	vs Hampton (09-21-19)
Points	63	at Massachusetts (11-02-19)
Sacks By	6	vs Maine (10-19-19)
First Downs	31	at Massachusetts (11-02-19)
Penalties	9	at Louisiana (09-07-19)
	9	at New Mexico State (10-05-19)
	9	at Rutgers (10-26-19)
Penalty Yards	102	at New Mexico State (10-05-19)
Turnovers	4	vs Syracuse (08-31-19)
Interceptions By	2	vs Syracuse (08-31-19)
	2	vs New Mexico (09-28-19)
	2	at New Mexico State (10-05-19)
Punts	8	vs Syracuse (08-31-19)
Punting Avg	49.0	at BYU (11-09-19)
Long Punt	73	vs Hampton (09-21-19)
Punts inside 20	3	vs Hampton (09-21-19)
Long Punt Return	13	vs New Mexico (09-28-19)

2019 Liberty University Football
LIBERTY Game Superlatives (as of Nov 10, 2019)
All games

OPPONENT INDIVIDUAL GAME HIGHS

Rushes	21	Langan, Johnny, at Rutgers (10-26-19)
Yards Rushing	129	Ragas, Trey, at Louisiana (09-07-19)
TD Rushes	2	Pacheco, Isaih, at Rutgers (10-26-19)
Long Rush	75	Ragas, Trey, at Louisiana (09-07-19)
Pass attempts	37	Fagnano, Joe, vs Maine (10-19-19)
Pass completions	25	Fagnano, Joe, vs Maine (10-19-19)
Yards Passing	445	Fagnano, Joe, vs Maine (10-19-19)
TD Passes	5	Fagnano, Joe, vs Maine (10-19-19)
Long Pass	58	Lewis, Levi, at Louisiana (09-07-19)
Receptions	8	Bonds, Jadakis, vs Hampton (09-21-19)
	8	Blair, Jaquan, vs Maine (10-19-19)
Yards Receiving	144	Bonds, Jadakis, vs Hampton (09-21-19)
TD Receptions	2	Bradley, Ja'Mar, at Louisiana (09-07-19)
	2	Bonds, Jadakis, vs Hampton (09-21-19)
	2	Blair, Jaquan, vs Maine (10-19-19)
	2	Edwards, Earnes, vs Maine (10-19-19)
Long Reception	58	Bradley, Ja'Mar, at Louisiana (09-07-19)
Field Goals	3	Davidovicz, J., at Rutgers (10-26-19)
Long Field Goal	52	SHELLEY, Andrew, vs New Mexico (09-28-19)
Punts	11	GEORGOPOULOS, G, at Massachusetts (11-02-19)
Punting Avg	49.5	Deoul, Derek, vs Maine (10-19-19)
Long Punt	58	ORAHA, Ivan, vs Hampton (09-21-19)
	58	DYER, Tyson, vs New Mexico (09-28-19)
	58	Theisler, P., at New Mexico State (10-05-19)
Punts inside 20	5	DYER, Tyson, vs New Mexico (09-28-19)
Long Punt Return	31	Riley, S., vs Syracuse (08-31-19)
Long Kickoff Return	28	Edwards, Earnes, vs Maine (10-19-19)
Tackles	14	Ferguson, J., at New Mexico State (10-05-19)
Sacks	2.0	Coleman, K., vs Syracuse (08-31-19)
	2.0	Black, J., vs Syracuse (08-31-19)
	2.0	Manac, Chauncey, at Louisiana (09-07-19)
	2.0	Richardson, D., at New Mexico State (10-05-19)
Tackles For Loss	2.5	Williams, L., vs Syracuse (08-31-19)
	2.5	HART, Alex, vs New Mexico (09-28-19)
Interceptions	1	Melifonwu, I., vs Syracuse (08-31-19)
	1	Cisco, A., vs Syracuse (08-31-19)
	1	Jacquet III, Mi, at Louisiana (09-07-19)
	1	Carr, Richard, vs Maine (10-19-19)

2019 Liberty University Football
LIBERTY Game Superlatives (as of Nov 10, 2019)
All games

OPPONENT TEAM GAME HIGHS

Rushes	55	at Rutgers (10-26-19)
Yards Rushing	407	at Louisiana (09-07-19)
Yards Per Rush	8.8	at Louisiana (09-07-19)
TD Rushes	3	vs Syracuse (08-31-19)
	3	at Louisiana (09-07-19)
	3	at Rutgers (10-26-19)
Pass attempts	39	vs Maine (10-19-19)
Pass completions	26	vs Maine (10-19-19)
Yards Passing	456	vs Maine (10-19-19)
Yards Per Pass	11.7	vs Maine (10-19-19)
TD Passes	5	vs Maine (10-19-19)
Total Plays	79	vs Syracuse (08-31-19)
Total Offense	593	at Louisiana (09-07-19)
Yards Per Play	8.4	at Louisiana (09-07-19)
Points	44	vs Maine (10-19-19)
	44	at Rutgers (10-26-19)
Sacks By	8	vs Syracuse (08-31-19)
First Downs	29	vs Maine (10-19-19)
Penalties	14	at New Mexico State (10-05-19)
Penalty Yards	97	vs Maine (10-19-19)
Turnovers	3	vs Syracuse (08-31-19)
	3	at New Mexico State (10-05-19)
Interceptions By	2	vs Syracuse (08-31-19)
Punts	11	at Massachusetts (11-02-19)
Punting Avg	49.5	vs Maine (10-19-19)
Long Punt	58	vs Hampton (09-21-19)
	58	vs New Mexico (09-28-19)
	58	at New Mexico State (10-05-19)
Punts inside 20	5	vs New Mexico (09-28-19)
Long Punt Return	31	vs Syracuse (08-31-19)

2019 Liberty University Football LIBERTY By-Quarter Statistics (as of Nov 10, 2019) All games

3rd-Down Conversions

Date	Opponent	Score	Overall	1st Qtr	2nd Qtr	3rd Qtr	4th Qtr	Overtime
08-31-19	SYRACUSE	L 0-24	3-16 18.8	0-2 0.0	0-3 0.0	1-5 20.0	2-6 33.3	
09-07-19	at Louisiana	L 14-35	2-11 18.2	0-1 0.0	1-4 25.0	1-3 33.3	0-3 0.0	
09-14-19	BUFFALO	W 35-17	5-9 55.6	0-1 0.0	2-2 100.0	0-2 0.0	3-4 75.0	
09-21-19	HAMPTON	W 62-27	4-9 44.4	0-1 0.0	2-4 50.0	0-1 0.0	2-3 66.7	
09-28-19	NEW MEXICO	W 17-10	4-12 33.3	2-5 40.0	1-2 50.0	0-2 0.0	1-3 33.3	
10-05-19	at New Mexico State	W 20-13	4-13 30.8	0-2 0.0	1-4 25.0	2-4 50.0	1-3 33.3	
10-19-19	MAINE	W 59-44	6-11 54.5	0-2 0.0	4-4 100.0	1-2 50.0	1-3 33.3	
10-26-19	at Rutgers	L 34-44	7-12 58.3	2-2 100.0	1-2 50.0	1-2 50.0	3-6 50.0	
11-02-19	at Massachusetts	W 63-21	5-11 45.5	0-1 0.0	2-3 66.7	1-3 33.3	2-4 50.0	
11-09-19	at BYU	L 24-31	9-17 52.9	4-5 80.0	2-5 40.0	3-5 60.0	0-2 0.0	
LIBERTY			49-121 40.5	8-22 36.4	16-33 48.5	10-29 34.5	15-37 40.5	0-0 0.0
Opponents			64-146 43.8	17-41 41.5	15-37 40.5	20-41 48.8	12-27 44.4	0-0 0.0

4th-Down Conversions

Date	Opponent	Score	Overall	1st Qtr	2nd Qtr	3rd Qtr	4th Qtr	Overtime
08-31-19	SYRACUSE	L 0-24	0-1 0.0	0-0 0.0	0-0 0.0	0-0 0.0	0-1 0.0	
09-07-19	at Louisiana	L 14-35	1-4 25.0	0-0 0.0	0-0 0.0	0-1 0.0	1-3 33.3	
09-14-19	BUFFALO	W 35-17	0-0 0.0	0-0 0.0	0-0 0.0	0-0 0.0	0-0 0.0	
09-21-19	HAMPTON	W 62-27	0-0 0.0	0-0 0.0	0-0 0.0	0-0 0.0	0-0 0.0	
09-28-19	NEW MEXICO	W 17-10	0-1 0.0	0-1 0.0	0-0 0.0	0-0 0.0	0-0 0.0	
10-05-19	at New Mexico State	W 20-13	0-0 0.0	0-0 0.0	0-0 0.0	0-0 0.0	0-0 0.0	
10-19-19	MAINE	W 59-44	1-1 100.0	0-0 0.0	1-1 100.0	0-0 0.0	0-0 0.0	
10-26-19	at Rutgers	L 34-44	0-0 0.0	0-0 0.0	0-0 0.0	0-0 0.0	0-0 0.0	
11-02-19	at Massachusetts	W 63-21	2-3 66.7	0-0 0.0	0-0 0.0	0-1 0.0	2-2 100.0	
11-09-19	at BYU	L 24-31	0-2 0.0	0-0 0.0	0-1 0.0	0-0 0.0	0-1 0.0	
LIBERTY			4-12 33.3	0-1 0.0	1-2 50.0	0-2 0.0	3-7 42.9	0-0 0.0
Opponents			8-19 42.1	3-6 50.0	1-2 50.0	3-5 60.0	1-6 16.7	0-0 0.0

Time of Possession

Date	Opponent	Score	Overall	1st Qtr	2nd Qtr	3rd Qtr	4th Qtr	Overtime
08-31-19	SYRACUSE	L 0-24	28:57	6:14	6:22	9:04	7:17	
09-07-19	at Louisiana	L 14-35	29:17	7:07	8:25	7:01	6:44	
09-14-19	BUFFALO	W 35-17	28:09	3:07	7:33	7:32	9:57	
09-21-19	HAMPTON	W 62-27	24:14	4:54	6:25	6:02	6:53	
09-28-19	NEW MEXICO	W 17-10	29:27	8:50	5:41	7:02	7:54	
10-05-19	at New Mexico State	W 20-13	31:21	8:26	8:15	6:30	8:10	
10-19-19	MAINE	W 59-44	23:38	5:26	7:06	4:52	6:14	
10-26-19	at Rutgers	L 34-44	22:06	6:44	3:34	5:46	6:02	
11-02-19	at Massachusetts	W 63-21	31:49	5:42	7:05	7:43	11:19	
11-09-19	at BYU	L 24-31	29:12	10:35	8:02	7:03	3:32	
LIBERTY			Total	278:10	67:05	68:28	68:35	74:02 0:00
			Avg.	27:49	6:42	6:50	6:51	7:24 0:00
Opponents			Total	321:50	82:55	81:32	81:25	75:58 0:00
			Avg.	32:11	8:17	8:09	8:08	7:35 0:00

2019 Liberty University Football LIBERTY Red-Zone Results (as of Nov 10, 2019) All games

LIBERTY Inside Opponent Red-Zone

Date	Opponent	Score	Times		Total	TDs	Rush		Pass	FGs	Failed to score inside RZ					
			In RZ	Scored	Pts		TDs	TDs			FGA	Down	Int	Fumb	Half	Game
08-31-19	SYRACUSE	L 0-24	2	0	0	0	0	0	0	0	1	0	0	1	0	0
09-07-19	at Louisiana	L 14-35	2	1	7	1	0	1	0	0	0	1	0	0	0	0
09-14-19	BUFFALO	W 35-17	3	2	14	2	1	1	0	0	0	0	0	0	1	0
09-21-19	HAMPTON	W 62-27	4	4	27	4	4	0	0	0	0	0	0	0	0	0
09-28-19	NEW MEXICO	W 17-10	4	2	14	2	0	2	0	0	1	0	0	1	0	0
10-05-19	at New Mexico State	W 20-13	4	3	17	2	1	1	1	1	1	0	0	0	0	0
10-19-19	MAINE	W 59-44	9	8	52	7	2	5	1	1	0	0	0	0	1	0
10-26-19	at Rutgers	L 34-44	4	4	24	3	3	0	1	1	0	0	0	0	0	0
11-02-19	at Massachusetts	W 63-21	7	6	42	6	4	2	0	0	0	0	0	1	0	0
11-09-19	at BYU	L 24-31	3	3	17	2	0	2	1	1	0	0	0	0	0	0
Totals			42	33	214	29	15	14	4	4	3	1	0	3	2	0
33 of 42 (78.6%)																

Opponents Inside LIBERTY Red-Zone

Date	Opponent	Score	Times		Total	TDs	Rush		Pass	FGs	Failed to score inside RZ					
			In RZ	Scored	Pts		TDs	TDs			FGA	Down	Int	Fumb	Half	Game
08-31-19	SYRACUSE	L 0-24	3	2	14	2	2	0	0	0	0	0	1	0	0	0
09-07-19	at Louisiana	L 14-35	5	3	21	3	2	1	0	0	0	1	0	1	0	0
09-14-19	BUFFALO	W 35-17	4	3	17	2	0	2	1	1	1	0	0	0	0	0
09-21-19	HAMPTON	W 62-27	0	0	0	0	0	0	0	0	0	0	0	0	0	0
09-28-19	NEW MEXICO	W 17-10	3	1	7	1	0	1	0	0	0	1	1	0	0	0
10-05-19	at New Mexico State	W 20-13	5	3	13	1	1	0	2	2	0	0	1	1	0	0
10-19-19	MAINE	W 59-44	3	3	17	2	0	2	1	1	0	0	0	0	0	0
10-26-19	at Rutgers	L 34-44	7	7	37	4	3	1	3	3	0	0	0	0	0	0
11-02-19	at Massachusetts	W 63-21	3	2	14	2	1	1	0	0	0	1	0	0	0	0
11-09-19	at BYU	L 24-31	3	3	17	2	0	2	1	1	0	0	0	0	0	0
Totals			36	27	157	19	9	10	8	8	1	3	3	2	0	0
27 of 36 (75.0%)																

2019 Liberty University Football

LIBERTY Combined Team Statistics (as of Nov 10, 2019)

All games

Date	Opponent	Score	Att.	Record:	Overall	Home	Away	Neutral
08-31-19	#22 SYRACUSE	L 0-24	21671	All games	6-4	4-1	2-3	0-0
09-07-19	at Louisiana	L 14-35	16231	Conference	0-0	0-0	0-0	0-0
09-14-19	BUFFALO	W 35-17	14584	Non-Conference	6-4	4-1	2-3	0-0
09-21-19	HAMPTON	W 62-27	18944					
09-28-19	NEW MEXICO	W 17-10	17101					
10-05-19	at New Mexico State	W 20-13	23140					
10-19-19	MAINE	W 59-44	18657					
10-26-19	at Rutgers	L 34-44	23058					
11-02-19	at Massachusetts	W 63-21	10184					
11-09-19	at BYU	L 24-31	54683					

Rushing	gp	att	gain	loss	net	avg	td	lg	avg/g
MACK, Joshua	10	106	650	11	639	6.0	5	43	63.9
HICKSON, Frankie	10	121	656	19	637	5.3	7	66	63.7
ROBINSON, Brandon	5	17	149	11	138	8.1	3	75	27.6
HENDERSON, Troy	6	9	90	7	83	9.2	1	59	13.8
PICKETT, Peyton	10	23	85	5	80	3.5	2	14	8.0
BOYD, Frank	1	4	21	0	21	5.2	0	13	21.0
BENNETT, Johnathan	2	1	2	0	2	2.0	0	2	1.0
Total	10	326	1687	259	1428	4.4	18	75	142.8
Opponents	10	414	2151	221	1930	4.7	12	75	193.0

Passing	gp	effic	comp-att-int	pct	yds	td	lg	avg/g
CALVERT, Stephen	10	158.39	201-327-3	61.5	2941	23	73	294.1
BENNETT, Johnathan	2	58.48	2-5-0	40.0	11	0	7	5.5
BROWN, Landon	10	-35.50	1-4-1	25.0	-5	0	0	-0.5
ROBINSON, Brandon	5	229.87	2-3-0	66.7	19	1	14	3.8
Team	9	0.00	0-1-0	0.0	0	0	0	0.0
STUBBS, DJ	10	419.20	1-1-0	100.0	38	0	38	3.8
Total	10	155.58	207-341-4	60.7	3004	24	73	300.4
Opponents	10	142.96	181-297-10	60.9	2313	21	58	231.3

Receiving	gp	no.	yds	avg	td	lg	avg/g
GANDY-GOLDEN, Anton	10	64	1244	19.4	8	73	124.4
STUBBS, DJ	10	28	361	12.9	3	47	36.1
SHAA, Kevin	9	24	334	13.9	2	40	37.1
KING, Damian	8	20	184	9.2	0	23	23.0
HICKSON, Frankie	10	11	96	8.7	1	27	9.6
MACK, Joshua	10	10	156	15.6	0	62	15.6
FRITH, Noah	6	9	162	18.0	1	53	27.0
FOUTZ, Zac	10	8	146	18.2	3	38	14.6
DOUGLAS, Demario	2	5	89	17.8	1	45	44.5
HUNTLEY, Johnny	9	5	60	12.0	0	22	6.7
COLEMAN, Khaleb	8	5	47	9.4	0	15	5.9
PICKETT, Peyton	10	5	15	3.0	0	14	1.5
LOUIS, Shedro	8	4	33	8.2	0	15	4.1
HENDERSON, Troy	6	3	33	11.0	2	18	5.5
JACKSON, Jerome	10	3	15	5.0	2	9	1.5
Total	10	207	3004	14.5	24	73	300.4
Opponents	10	181	2313	12.8	21	58	231.3

Field Goals	fg	pct.	01-19	20-29	30-39	40-49	50-99	lg	blk
PROBERT, Alex	7-11	63.6	0-0	3-3	1-2	2-4	1-2	51	0

Scoring	td	fg	kick	rush	rcv	pass	dxp	saf	pts
PROBERT, Alex	-	7-11	41-42	-	-	-	-	-	62
GANDY-GOLDEN, Anton	8	-	-	-	-	-	-	-	48
HICKSON, Frankie	8	-	-	-	-	-	-	-	48
MACK, Joshua	5	-	-	-	-	-	-	-	30
STUBBS, DJ	3	-	-	-	-	-	-	-	18
ROBINSON, Brandon	3	-	-	-	-	-	-	-	18
FOUTZ, Zac	3	-	-	-	-	-	-	-	18
HENDERSON, Troy	3	-	-	-	-	-	-	-	18
PICKETT, Peyton	2	-	-	-	-	-	-	-	12
JACKSON, Jerome	2	-	-	-	-	-	-	-	12
SHAA, Kevin	2	-	-	-	-	-	-	-	12
ESPINOZA, Ceneca	1	-	-	-	-	-	-	-	6
DOUGLAS, Demario	1	-	-	-	-	-	-	-	6
BOLLINGER, Michael	1	-	-	-	-	-	-	-	6
FRITH, Noah	1	-	-	-	-	-	-	-	6
Total	44	7-11	43-44	-	-	-	-	-	328
Opponents	34	10-15	30-30	0-2	1	1-2	-	-	266

Score by Quarters	1st	2nd	3rd	4th	OT	Total
LIBERTY	117	112	54	45	0	328
Opponents	46	76	76	68	0	266

Team Statistics	LIBERTY	OPP
FIRST DOWNS	225	216
Rushing	77	94
Passing	129	99
Penalty	19	23
RUSHING YARDAGE	1428	1930
Rushing Attempts	326	414
Average Per Rush	4.4	4.7
Average Per Game	142.8	193.0
TDs Rushing	18	12
PASSING YARDAGE	3004	2313
Comp-Att-Int	207-341-4	181-297-10
Average Per Pass	8.8	7.8
Average Per Catch	14.5	12.8
Average Per Game	300.4	231.3
TDs Passing	24	21
TOTAL OFFENSE	4432	4243
Average Per Play	6.6	6.0
Average Per Game	443.2	424.3
KICK RETURNS: #-Yards	33-755	16-273
PUNT RETURNS: #-Yards	14-29	13-82
INT RETURNS: #-Yards	10-144	4-30
FUMBLES-LOST	15-8	10-5
PENALTIES-Yards	68-614	77-626
PUNTS-AVG	41-43.7	44-43.7
TIME OF POSSESSION/Game	27:49	32:11
3RD-DOWN Conversions	49/121	64/146
4TH-DOWN Conversions	4/12	8/19

Interceptions	no.	yds	avg	td	lg
WILSON, Bejour	3	-1	-0.3	0	0
ESPINOZA, Ceneca	2	45	22.5	1	45
FAULKS, Jimmy	1	0	0.0	0	0
STEELE, Isaac	1	0	0.0	0	0
TILLMON, Brandon	1	5	5.0	0	5
SCRUGGS, Javon	1	72	72.0	0	72
BENTON, Elijah	1	23	23.0	0	23

Punting	no.	yds	avg	lg	tb	fc	i20	50+	blk
ALVES, Aidan	41	1791	43.7	73	4	13	11	9	0

Punt Returns	no.	yds	avg	td	lg
STUBBS, DJ	12	48	4.0	0	13
LOUIS, Shedro	1	1	1.0	0	1
CLARK, Kei'Trel	1	-20	-20.0	0	0
Total	14	29	2.1	0	13
Opponents	13	82	6.3	0	31

Kick Returns	no.	yds	avg	td	lg
LOUIS, Shedro	17	447	26.3	1	97
ESPINOZA, Ceneca	6	114	19.0	0	29
HENDERSON, Troy	3	61	20.3	0	26
HICKSON, Frankie	2	19	9.5	0	19
MACK, Joshua	2	37	18.5	0	25
GREEN, Remington	1	9	9.0	0	9
SIBLEY, Treon	1	19	19.0	0	19
COLEMAN, Khaleb	1	49	49.0	0	49
Total	33	755	22.9	1	97
Opponents	16	273	17.1	0	28

All Purpose	g	rush	rcv	pr	kr	ir	total	avg/g
GANDY-GOLDE	10	0	1244	0	0	0	1244	124.4
MACK, Joshua	10	639	156	0	37	0	832	83.2
HICKSON, Frank	10	637	96	0	19	0	752	75.2
LOUIS, Shedro	8	-5	33	1	447	0	476	59.5
STUBBS, DJ	10	-12	361	48	0	0	397	39.7
Total	10	1428	3004	29	755	144	5360	536.0
Opponents	10	1930	2313	82	273	30	4628	462.8

Total Offense	g	plays	rush	pass	total	avg/g
CALVERT, Stephen	10	359	-130	2941	2811	281.1
MACK, Joshua	10	106	639	0	639	63.9
HICKSON, Frankie	10	121	637	0	637	63.7
ROBINSON, Brandon	5	20	138	19	157	31.4
HENDERSON, Troy	6	0	83	0	83	13.8