



# VIRGINIA

## 2017-18 VIRGINIA CAVALIER WOMEN'S BASKETBALL GAME NOTES

### 2017-18 Schedule/Results

Nov. 10	at No. 7 Mississippi St.	L 68-53
<b>Nov. 12</b>	<b>CENTRAL CONN<sup>ACCNE</sup></b>	<b>W, 103-59</b>
<b>Nov. 16</b>	<b>GEORGIA<sup>ACCNE</sup></b>	<b>L, 64-61</b>
Nov. 19	at Dayton	L, 61-46
<b>Nov. 21</b>	<b>HAMPTON<sup>ACCNE</sup></b>	<b>W, 66-62</b>
<b>Nov. 25</b>	<b>HARVARD<sup>ACCNE</sup></b>	<b>W, 50-48</b>
<b>Nov. 26</b>	<b>DUQUESNE<sup>%ACCNE</sup></b>	<b>L, 74-63</b>
<b>Nov. 29</b>	<b>No. 15 MARYLAND<sup>#ACCNE</sup></b>	<b>L, 60-59</b>
<b>Dec. 2</b>	<b>UNCG<sup>ACCNE</sup></b>	<b>6 P.M.</b>
Dec. 4	at Rutgers <sup>BTN</sup>	6 p.m.
Dec. 17	vs Ohio <sup>^</sup>	3:30 p.m.
Dec. 18	vs Indiana <sup>^</sup>	12 p.m.
<b>Dec. 21</b>	<b>MANHATTAN<sup>ACCNE</sup></b>	<b>7 p.m.</b>
<b>Dec. 28</b>	<b>PITTSBURGH<sup>*ACCNE</sup></b>	<b>7 p.m.</b>
<b>Dec. 31</b>	<b>SYRACUSE<sup>*ACCNE</sup></b>	<b>2 p.m.</b>
Jan. 4	at NC State <sup>*ACCNE</sup>	7 p.m.
<b>Jan. 7</b>	<b>CLEMSON<sup>*ACCNE</sup></b>	<b>2 p.m.</b>
Jan. 11	at Boston College <sup>*ACCNE</sup>	7 p.m.
Jan. 14	at Duke <sup>*ESPN2</sup>	3 p.m.
<b>Jan. 21</b>	<b>VIRGINIA TECH<sup>*RSN</sup></b>	<b>12:30 p.m.</b>
<b>Jan. 25</b>	<b>NORTH CAROLINA<sup>*ACCNE</sup></b>	<b>7 p.m.</b>
Jan. 28	at Georgia Tech <sup>*ACCNE</sup>	1 p.m.
<b>Feb. 1</b>	<b>LOUISVILLE<sup>*RSN</sup></b>	<b>7 p.m.</b>
Feb. 8	at Florida State <sup>*ACCNE</sup>	7 p.m.
Feb. 11	at Virginia Tech <sup>*ACCNE</sup>	2 p.m.
<b>Feb. 15</b>	<b>NOTRE DAME<sup>*ACCNE</sup></b>	<b>7 p.m.</b>
<b>Feb. 18</b>	<b>MIAMI<sup>*RSN</sup></b>	<b>12:30 p.m.</b>
Feb. 22	at Louisville <sup>*ACCNE</sup>	7 p.m.
Feb. 25	at Wake Forest <sup>*RSN</sup>	3 p.m.

\* ACC game

^ West Palm Invitational (Keiser University)

% Cavalier Classic Tournament

# Big Ten/ACC Challenge

[RSN] - ACC Regional Sports Networks

[ESPN2] - ESPN2

[ACCNE] - ACC Network Extra Streaming

[SEC] - SEC Network

All Times Eastern Rankings are Associated Press

### Game 9 • Saturday, Dec. 2, 2017 • 6:00 p.m. ET

John Paul Jones Arena • Charlottesville, Va.



**UNCG Spartans (4-3)**

**at**

**Virginia Cavaliers (3-5)**



Radio: WINA 1070-AM and 98.9 FM

Streaming Video: ACC Network Extra

- The Cavaliers shot 78.6 percent (11-of-14) in the third quarter, making seven-straight shots to close out the period. The team extended the hot shooting into the third when it made the first two attempts. The Cavaliers had struggled in the third period recently, shooting a combined 27.6 percent (21-of-76) in the first 10 minutes after halftime prior in the last five games
- The 78.6 percent shooting efficiency was the Cavaliers best in a quarter since going to the format last season and was just the second time that the team topped 70 percent shooting in a period after going 7-of-9 (77.8 percent) against UIC last season
- Dominique Toussaint scored a game-high 18 points against Maryland. Toussaint has stepped up in big games this season, scoring 17 points at Mississippi State and 18 against Georgia, leading the team in scoring in both of those games
- Lauren Moses took two charges in the first half against Maryland. She has taken five charges in the last three games
- Moses has led the team in rebounding in each of the last three games, averaging 9.0 boards per contest in that span
- The Cavaliers blocked 10 of Maryland's shots while the Terrapins only had two blocks. It was the most blocked shots by the Cavaliers since tallying 10 against Coppin State in the second game of the 2016-17 season. It was also the biggest shot-blocking differential (+8) since that same game
- Felicia Aiyeotan had six of the blocked shots, the third time in her career she had a half dozen in a game. Aiyeotan also scored 10 points (on 5-of-7 shooting) with six rebounds
- Maryland grabbed nine offensive rebounds in the first quarter, but only had five more the rest of the game. The Terrapins had been averaging 17.6 O-boards per game but only had 14 total against the Cavaliers and were limited to four second-chance points, the fewest scored by a UVA opponent this season
- Maryland shot 36.5 percent (23-63). The Cavaliers have held all eight opponents this season to under 40 percent shooting for the game

### Projected Starting Lineup

G	1	Brianna Tinsley	Fr.	2.9 ppg	1.8 rpg	11 assts/5 stls
• Made her first career start at Dayton						
G	4	Dominique Toussaint	So.	13.6 ppg	2.9 rpg	27 assts/9 stls
• Team-high 18 points against Maryland; leads team in assists						
G	13	Jocelyn Willoughby	So.	11.5 ppg	5.3 rpg	7 assts/17 stl/2 blk
• ACC All-Freshman & All-Academic Teams; led team in rebounding last season						
G	23	Aliyah Huland El	Sr.	10.0 ppg	2.9 rpg	12 assts/9 stl/10 blk
• 17 points against Duquesne; Cav Classic All-Tourney team						
F	3	Lauren Moses	Sr.	6.4 ppg	5.8 rpg	7 assts/13 stls/7 blk
• Double-double vs. Harvard (11/25); 11 boards vs. Maryland; Cav Classic All-Tourney						

**THE UNIVERSITY OF VIRGINIA**

Name..... The University of Virginia  
Founded .....by Thomas Jefferson in 1819  
Nicknames ..... Cavaliers, Wahoos, 'Hoos  
Location.....Charlottesville, Va.  
Enrollment.....23,883 (16,673 undergraduate)  
President ..... Teresa A. Sullivan (Michigan State '70)  
Athletics Director ..... Craig Littlepage (Pennsylvania '73)  
Conference .....Atlantic Coast Conference (ACC)  
Colors.....Orange and Blue  
Official Athletics Websites .....VirginiaSports.com  
.....VirginiaSportsTV.com  
University Website.....virginia.edu

First Season of Basketball .....	1973-74
All-Time Record .....	899-446 (45th year)*
All-Time Home Record .....	443-200*
John Paul Jones Arena .....	142-49 (11th season)*
University Hall.....	302-149
All-Time ACC Record .....	362-213 (40 years)*
Home Facility.....	John Paul Jones Arena (14,593)
Press Row Phone Number .....	434-962-0579
NCAA Tournament Appearances/Last.....	24/2010
NCAA Tournament Record.....	33-24
WNIT Tournament Appearances/Last .....	5/2012
WNIT Tournament Record .....	14-9
2016-17 Record .....	20-13
ACC Record/Finish.....	7-9/8th
Letterwinners Returning/Lost.....	10/1
Starters Returning/Lost.....	4/1
Newcomers.....	2

Head Coach.....	Joanne Boyle
Career Record .....	317-183*
Virginia Record .....	113-90
Assistant Coach.....	La'Keshia Frett Meredith
Assistant Coach.....	Katherine Graham
Assistant Coach.....	Tim Taylor
Asst AD WBB Operations.....	Sarah Holsinger
Assistant Director of Operations .....	Kate Martin
Video Coordinator .....	Andrew Yates
Athletic Trainer .....	Craig Oates
Strength & Conditioning.....	Morgan Foster
Equipment Manager.....	Matt Althoff

\* as of Nov. 30, 2017

All interview requests for Virginia women's basketball must be made through Melissa Dudek in the Virginia Athletics Media Relations Office. Players' individual phone numbers will not be given to the media at any time. Game day interviews will not be granted until the postgame press conference opportunity. Please give a minimum of 24 hours notice for all interview requests.

- In Wednesday's game, Maryland led 34-25 at halftime and held a 12-point advantage midway through the third period, but the Cavaliers scored the final six points of the third quarter and the first five points of the fourth to take a 54-51 lead. After neither team scored for a three-minute span late in the fourth quarter, Maryland hit a jumper with 40 seconds remaining to take a 59-58 lead. The Cavaliers had the final possession of the game, trailing by one with 12.4 seconds remaining, but Maryland's defense held on to secure the 60-59 victory.
- The Cavaliers are closing in on the 900th win in program history coming into the game with an 899-446 record in the 45 years of Virginia women's basketball. Virginia will be the 25th team to hit 900 wins in NCAA history
- The Cavaliers played four games in a span of eight days, beginning with the Sunday, Nov. 19 contest at Dayton, followed by a Tuesday, Nov. 21 tilt against Hampton and then back-to-back games on Nov. 25 and 26 in the Cavalier Classic Tournament
- Virginia plays three games in a six-day stretch this week, taking on Maryland on Wednesday, Nov. 29 followed by a Saturday home contest against UNCG and then a road game on Monday, Dec. 4 at Rutgers
- Virginia will play two Big Ten opponents in a span of five days, facing Maryland in the Big Ten/ACC Challenge on Wednesday, Nov. 29 and Rutgers on Monday, Dec. 2
- The final day of classes for the fall semester is next Tuesday, Dec. 5
- Virginia will break for exams from Dec. 5-16 (12 days off)

- Virginia has made big comebacks in each of its last three games. On Wednesday against Maryland, erasing a 12-point second-half deficit to take a 54-51 lead with 7:40 remaining in the game, but Maryland came back to pick up the 60-59 victory
- Duquesne led by 12 points early in the fourth quarter, but the Cavaliers cut it to a four-point deficit, 67-63, in the final 40 seconds of the game after back-to-back threes from Huland El. UVA missed its final two shots of the game, two more three-point attempts from Huland El, while the Dukes made 7 free throws in the final 37 seconds to close out the game
- Virginia trailed by 9 points, 39-30, early in the fourth quarter against Harvard, but came back to win 50-48. Aliyah Huland El hit the game-tying three-pointer with 51 seconds remaining, with a pair of free throws giving UVA the deciding edge
- Earlier this season against Georgia, the Cavaliers trailed by 14 points early in the fourth quarter, but got the deficit down to one point, 62-61, with eight seconds remaining, but couldn't complete the comeback

- Virginia is 3-0 all-time against UNCG, but this is the first meeting between the two since 2003. The two schools also met twice in the 1980's (1981-82)
- The Spartans are coming off back-to-back losses to Campbell and Radford. The Spartans opened their season with a 96-35 win over Division II Southern Wesleyan followed by an 82-34 victory over Division III Greensboro College. UNCG is 2-3 against Division I opponents this season
- They will also face Duke on Thursday, Dec. 7
- Sophomore Nadine Soliman leads the team with a 13.9 points per game average. Soliman finished the 2016-17 season as a Second Team All-SoCon selection after starting all 35 games. She averaged 16.2 points per game, ranking fourth in the league and was the nation's leading scorer among all freshman. She added 4.3 rebounds per game and was tied for the team-lead with 50 steals on the season
- The Spartans are picked to finish third in the Southern Conference after advancing to last season's WBI (Women's Basketball Invitational) championship game, the school's first postseason appearance since 2002

**2017-18 VIRGINIA WOMEN'S BASKETBALL ROSTER**
**NUMERICAL**

NO.	NAME	POS.	HT.	CLASS	HOMETOWN / PREVIOUS SCHOOL
1	Brianna Tinsley	Guard	5-7	Fr.	Madison, Va./St. Anne's-Belfield
2	Jae'Lisa Allen	Forward	6-2	Sr.	Pine Bluff, Ark./White Hall
3	Lauren Moses	Forward	6-2	Sr.	Mount Holly, N.J./Rancocas Valley
4	Dominique Toussaint	Guard	5-9	So.	Staten Island, N.Y./Christ the King
5	Khyasia Caldwell	Guard	5-5	Fr.	Pocono Summit, Pa./Pocono Mountain East
10	J'Kyra Brown	Guard	5-11	Sr.	Rocky Mount, N.C./Rocky Mount HS/East Carolina
13	Jocelyn Willoughby	Guard	6-0	So.	East Orange, N.J./Newark Academy
14	Lisa Jablonowski	Forward	6-3	So.	Ernster, Luxembourg/Lycees des Garcons
20	Amandine Toi	Guard	5-11	Fr.	Paris, France / ISEP Academy
23	Aliyah Huland El	Guard	6-1	Sr.	Randolph, N.J./Randolph
30	Felicia Aiyeotan	Center	6-9	So.	Lagos, Nigeria/Blair Academy (N.J.)
32	Moné Jones	Forward	6-3	Jr.	Durham, N.C./Riverside
35	Shakyna Payne	Forward	6-3	So.	Acworth, Ga./SW Atlanta Christian Academy

**ALPHABETICAL**

NO.	NAME	POS.	HT.	CLASS	HOMETOWN / PREVIOUS SCHOOL
30	Felicia Aiyeotan	Center	6-9	So.	Lagos, Nigeria/Blair Academy (N.J.)
2	Jae'Lisa Allen	Forward	6-2	Sr.	Pine Bluff, Ark./White Hall
10	J'Kyra Brown	Guard	5-11	Sr.	Rocky Mount, N.C./Rocky Mount HS/East Carolina
5	Khyasia Caldwell	Guard	5-5	Fr.	Pocono Summit, Pa./Pocono Mountain East
23	Aliyah Huland El	Guard	6-1	Sr.	Randolph, N.J./Randolph
4	Lisa Jablonowski	Forward	6-3	So.	Ernster, Luxembourg/Lycees des Garcons
32	Moné Jones	Forward	6-3	So.	Durham, N.C./Riverside
3	Lauren Moses	Forward	6-2	Sr.	Mount Holly, N.J./Rancocas Valley
35	Shakyna Payne	Forward	6-3	So.	Acworth, Ga./SW Atlanta Christian Academy
1	Brianna Tinsley	Guard	5-7	Fr.	Madison, Va./St. Anne's-Belfield
20	Amandine Toi	Guard	5-11	Fr.	Paris, France / ISEP Academy
4	Dominique Toussaint	Guard	5-9	So.	Staten Island, N.Y./Christ the King
13	Jocelyn Willoughby	Guard	6-0	So.	East Orange, N.J./Newark Academy

**HEAD COACH:** Joanne Boyle (Duke '85), 7th Year at Virginia

**ASSISTANT COACH:** La'Keshia Frett Meredith (Georgia '97), 5th year at Virginia

**ASSISTANT COACH:** Katherine Graham (LSU, '11), 2nd year at Virginia

**ASSISTANT COACH:** Tim Taylor (James Madison, '89), 9th year at Virginia

**PRONUNCIATION GUIDE**

Felicia Aiyeotan	eye-OH-tahn
Jae'Lisa Allen	JAY-lisa
J'Kyra Brown	Juh-KYE-rah
Khyasia Caldwell	KIE-Asia
Aliyah Huland El	ahh-LEE-uh HEW-land ELLE
Lisa Jablonowski	LEE-zuh YOB-lo-NOW-skee
Shakyna Payne	shuh-KYE-nuh
Amandine Toi	Ah-moe-DEEN TWAH
Dominique Toussaint	too-SAWN

La'Keshia Frett Meredith      Lah-KEE-shah

# 30 FELICIA AIYEOTAN



**6-9 • Sophomore • Center • Lagos, Nigeria • Blair Academy (N.J.)**

## 2017-18

- Made her first career start at Mississippi State (11/10)
- Had her second career double-double against Central Connecticut with 12 points and 10 rebounds (11/12)
- Had eight points with seven rebounds against Georgia (11/16)
- Came off the bench to score 10 points with six rebounds and six blocked shots in the game against Maryland, going 5-of-7 from the field (11/29)

## 2016-17

- Third in the ACC in blocked shots
- Her 53 blocked shots this season is seventh in the Virginia record book for blocked shots in a single season. The Virginia freshman record is held by DeMya Walker who blocked 68 in her rookie campaign in 1996. Aiyetan already has more blocked shots this season than the entire team did in 2013-14
- Made her collegiate debut in season-opener against Middle Tennessee, scoring four points with four blocks in four minutes (11/11)
- Came off the bench to log a double-double with 23 points and 12 rebounds in 22 minutes against Coppin State (11/13)
- Made her first seven field goal attempts against UIC, going 8-of-9 overall for 16 points in 16 minutes (12/16)
- Scored 10 points in 11 minutes at Syracuse (1/2)
- Scored 10 points with five rebounds and six blocked shots in ACC Tournament game against Wake Forest (3/2)

## HIGH SCHOOL/CLUB

- Is 6-9 with a wing span of 7-3
- Played her senior season at Blair Academy (N.J.), averaging 14.0 points per game
- Mid-Atlantic Prep League First-Team All-League
- NJISAA First-Team All-Prep

## 2017-18 GAME-BY-GAME:

Opponent	GS	FG-FGA	3FG-3FGA	FT-FTA	Off-Def	Total Reb	PF	Points	A	TO	Blk	Stl	Min
at Miss St	*	1-2	0-0	2-4	2-5	7	1	4	0	2	4	0	29
CENT CONN	*	6-11	0-0	0-2	6-4	10	3	12	0	0	1	1	18
GEORGIA	*	3-8	0-0	2-2	2-5	7	1	8	1	2	1	1	29
at Dayton	*	2-6	0-0	1-2	2-4	6	2	5	0	2	2	0	12
HAMPTON		1-2	0-0	0-0	0-3	3	3	2	0	1	3	0	15
HARVARD		2-6	0-0	2-3	6-1	7	3	6	2	0	0	0	15
DUQUESNE		1-1	0-0	0-0	0-5	5	1	2	2	2	3	0	17
MARYLAND		5-7	0-0	0-2	1-5	6	2	10	0	2	6	0	27
UNCG													
at Rutgers													
vs Ohio													
vs Indiana													
MANHATTAN													
PITT													
SYRACUSE													
at NC State													
CLEMSON													
at BC													
at Duke													
VIRGINIA TECH													
UNC													
at Georgia Tech													
LOUISVILLE													
at FSU													
at Virginia Tech													
NOTRE DAME													
MIAMI													
at Louisville													
at Wake													

## SINGLE GAME BESTS

### POINTS

Season: 12 vs CCSU (11/12)

Career: 23 vs Coppin State (11/13/16)

### REBOUNDS

Season: 10 vs CCSU (11/12)

Career: 12 vs Coppin State (11/13/16)

### FG MADE

Season:

Career: 10 vs Coppin State (11/13/16)

### FG ATTEMPTS

Season:

Career: 12 vs Coppin State (11/13/16)

### FG PERCENTAGE

Season:

Career: 8-of-9 (.889) vs UIC (12/16/16)

### 3 PT FG MADE

Season:

Career:

### 3 PT FG ATTEMPTS

Season:

Career:

### FT MADE

Season:

Career: 3

### FT ATTEMPTS

Season:

Career: 4

### ASSISTS

Season:

Career: 2 vs Coppin State (11/13/16)

### BLOCKS

Season: 6 vs Maryland (11/29)

Career: 6 (3x)

### STEALS

Season:

Career: 2, Nebraska (11/26/16)

### Double Doubles:

Season: 1, last vs CCSU (11/12)

Career: 2, last vs CCSU (11/12/17)

## VIRGINIA CAREER STATISTICS

Year	G-GS	Min/Avg	FG-FGA	Pct.	3FG-A	Pct.	FT-FTA	Pct.	O-D	T	Avg.	Pf-DQ	Ast	TO	Blk	St	Pts	Avg
2016-17	33-0	411/12.5	65-125	.520	0-0	.000	21-32	.656	42-79	121	3.7	28-0	14	39	54	4	151	4.6
2017-18	8-4	162/20.3	21-43	.488	0-0	.000	7-15	.467	19-32	51	6.4	16-0	5	11	20	2	49	6.1
TOTAL	41-4	573/14.0	86-168	.512	0-0	.000	28-47	.596	61-111	172	4.2	44-0	19	50	74	6	200	4.9

## 2 JAE'LISA ALLEN



6-2 • Senior • Forward • Pine Bluff, Ark. • White Hall

### AT VIRGINIA 2017-18

- Played a career-high 20 minutes against Coppin State, scoring 5 points with three rebounds

### SINGLE GAME BESTS

#### POINTS

##### Season:

Career: 5 vs Coppin State (11/13/16)

#### REBOUNDS

##### Season:

Career: 3 (2x)

#### FG MADE

##### Season:

Career: 2

#### FG ATTEMPTS

##### Season:

Career: 4

#### 3 PT FG MADE

##### Season:

Career:

#### 3 PT FG ATTEMPTS

##### Season:

Career:

#### FT MADE

##### Season:

Career:

#### FT ATTEMPTS

##### Season:

Career:

#### ASSISTS

##### Season:

Career:

#### BLOCKS

##### Season:

Career:

#### STEALS

##### Season:

Career:

### 2017-18 GAME-BY-GAME

Opponent	GS	FG-FGA	3FG-3FGA	FT-FTA	Off-Def	Total Reb	PF	Points	A	TO	Blk	Stl	Min
at Miss St		DNP											
CCSU		1-2	0-0	1-2	2-0	2	1	3	1	0	1	0	15
GEORGIA		DNP											
at Dayton		DNP											
HAMPTON		DNP											
HARVARD		DNP											
DUQUESNE		DNP											
MARYLAND		DNP											
UNCG													
at Rutgers													
vs Ohio													
vs Indiana													
MANHATTAN													
PITT													
SYRACUSE													
at NC State													
CLEMSON													
at BC													
at Duke													
VIRGINIA TECH													
UNC													
at Georgia Tech													
LOUISVILLE													
at FSU													
at Virginia Tech													
NOTRE DAME													
MIAMI													
at Louisville													
at Wake													

### VIRGINIA CAREER STATISTICS

Year	G-GS	Min/Avg	FG-FGA	Pct.	3FG-A	Pct.	FT-FTA	Pct.	O-D	T	Avg.	Pf-DQ	Ast	TO	Blk	St	Pts	Avg
2014-15	4-0	13/3.3	1-3	.333	0-0	.000	0-0	.000	0-2	2	0.5	3-0	0	0	0	0	2	0.5
2015-16	9-0	24/2.7	2-9	.222	0-0	.000	0-0	.000	4-1	5	0.6	3-0	0	2	0	0	4	0.4
2016-17	16-0	94/5.9	3-13	.231	0-0	.000	4-7	.571	6-5	11	0.7	14-0	2	6	1	2	10	0.6
2017-18	1-0	15/15	1-2	.500	0-0	.000	1-2	.500	2-0	2	2.0	1-0	1	0	1	0	3	3.0
TOTAL	30-0	146/4.9	7-27	.259	0-0	.000	5-9	.556	12-8	20	0.7	21-0	3	8	2	2	19	0.6



# 10 J'KYRA BROWN



**5-11 • R-Senior • Guard • Rocky Mount, N.C. • Rocky Mount High School**

## AT VIRGINIA

### 2017-18

- Was in the starting lineup for the season-opener at Mississippi State, the 11th start of her UVA career
- Brought down seven rebounds against Georgia (11/16)

### 2016-17

- Scored a UVA career high 18 points against Coppin State (11/13)
- Started the season with a 9-1 assist-to-turnover ratio in the first 3 games
- Made her 1st start of season against UIC, scoring 7pts with 5 assists
- Scored 14 points on 6-of-8 shooting against Md. Eastern Shore (12/21)
- Scored nine points with a team-high 10 rebounds against UMBC (12/28)
- Let the team in scoring (10 pts) and rebounding (6 reb) at Pitt (1/22)
- Made her second start of the season at Notre Dame, scoring 11 points in the first half and 14 overall, also dishing five assists and grabbing five steals (1/29)
- Recorded first career double-double (12 pts/10 rebs) in win over Georgia Tech (2/2)
- Scored 16 points in the first half against Wake Forest (2/12)
- Started both games of the WNIT, scoring 14 points in the win at Saint Joseph's, including 9 points in fourth quarter

## SINGLE GAME BESTS

### POINTS

**Season:** 15 vs Duquesne (11/26)

**Career:** 18 vs Coppin State (11/13/16)

### REBOUNDS

**Season:** 7 vs Georgia (11/16)

**Career:** 10 (3x) last vs. Georgia Tech (2/2)

### FG MADE

**Season:** 4

**Career:** 6 vs MDES (12/21/16)

### FG ATTEMPTS

**Season:** 12 at Dayton (11/19)

**Career:** 14 at Notre Dame (1/29/16)

### 3 PT FG MADE

**Season:** 2

**Career:** 4 vs Coppin State (11/13/16)

### 3 PT FG ATTEMPTS

**Season:** 6 at Dayton (11/19)

**Career:** 9 at Miami (2/9/17)

### FT MADE

**Season:** 5 vs Duquesne (11/26)

**Career:** 8 vs Florida State (2/16/17)

### FT ATTEMPTS

**Season:** 6 vs Duquesne (11/26)

**Career:** 10 vs Florida State (2/16/17)

### ASSISTS

**Season:** 4 vs Maryland (11/29)

**Career:** 6 (2x) last at Syracuse (1/2/17)

### BLOCKS

**Season:**

**Career:** 1

### STEALS

**Season:**

**Career:** 5 at Notre Dame (1/29/17)

### DOUBLE DOUBLES

**Season:**

**Career:** 1 vs Georgia Tech (2/2)

## 2017-18 GAME-BY-GAME

Opponent	GS	FG-FGA	3FG-3FGA	FT-FTA	Off-Def	Total Reb	PF	Points	A	TO	Blk	Stl	Min
at Miss St	*	2-8	0-2	0-0	0-4	4	4	4	0	6	0	1	32
CENT CONN	*	3-6	1-4	1-2	0-4	4	0	8	2	3	0	1	15
GEORGIA	*	0-3	0-3	1-2	1-6	7	1	1	2	3	0	1	22
at Dayton		3-12	2-6	0-0	0-5	5	3	8	1	3	0	0	33
HAMPTON		2-6	2-5	0-0	0-3	3	0	6	2	1	0	0	24
HARVARD		1-7	0-4	1-2	0-1	1	2	3	0	1	0	0	24
DUQUESNE		4-9	2-5	5-6	1-3	4	5	15	2	3	0	1	36
MARYLAND		5-10	1-3	0-0	0-1	1	0	11	4	1	0	2	30
UNCG													
at Rutgers													
vs Ohio													
vs Indiana													
MANHATTAN													
PITT													
SYRACUSE													
at NC State													
CLEMSON													
at BC													
at Duke													
VIRGINIA TECH													
UNC													
at Georgia Tech													
LOUISVILLE													
at FSU													
at Virginia Tech													
NOTRE DAME													
MIAMI													
at Louisville													
at Wake													

## AT EAST CAROLINA

Year	G-GS	Min/Avg	FG-FGA	Pct.	3FG-A	Pct.	FT-FTA	Pct.	O-D	T	Avg.	Pf-DQ	Ast	TO	Blk	St	Pts	Avg
2013-14	31-1	341/11.0	63-155	.406	27-81	.333	31-42	.738	21-31	52	1.7	45-0	25	41	9	16	184	5.9
<b>AT VIRGINIA</b>																		
Year	G-GS	Min/Avg	FG-FGA	Pct.	3FG-A	Pct.	FT-FTA	Pct.	O-D	T	Avg.	Pf-DQ	Ast	TO	Blk	St	Pts	Avg
2015-16	33-6	545/16.5	51-168	.304	27-85	.318	37-52	.712	31-61	92	2.8	60-0	30	50	3	23	166	5.0
2016-17	33-4	808/24.5	86-220	.391	48-127	.378	65-91	.714	42-95	137	4.2	64-1	67	73	4	36	285	8.6
2017-18	8-3	216/27.0	20-61	.328	8-32	.250	8-12	.667	2-27	29	3.6	15-1	13	21	0	6	56	7.0
TOTAL	74-13	1569/21.2	157-449	.350	83-244	.340	110-155	.710	75-183	258	3.5	139-2	110	144	7	65	507	6.9

# 5 KHYASIA CALDWELL



**5-5 • Freshman • Guard • Pocono Summit, Pa. • Pocono Mountain East**

## AT VIRGINIA

### 2017-18

- Made her collegiate debut at Mississippi State, scoring two points and grabbing a steal in two minutes on the court (11/10)
- Will be a two-sport athlete at UVA, also be competing for the track & field team in the spring

## HIGH SCHOOL/CLUB

- Four-year varsity letter winner in basketball at Pocono Mountain East High School
- Earned Second Team All-Conference honors her freshman season, tying her school record for single-game rebounding with 23 in one contest
- First Team All-Conference her sophomore and senior seasons
- Junior season was named the Pocono Record Girl's Basketball Player of the Year
- Reached the 1,000 career point mark her senior year while averaging 14 points, 7.4 assists and 9 rebounds per game
- Also competed in track: Three-time PIAA State Champion in the long jump
- Holds school records in four events: the 100 (12.14), 200 (24.54), 400 (57.94) and long jump (20-5), and owns the long jump record in both the Eastern Pennsylvania Conference and District 11

## SINGLE GAME BESTS

### POINTS

Season:

### REBOUNDS

Season:

### FG MADE

Season:

### FG ATTEMPTS

Season:

### 3 PT FG MADE

Season:

### 3 PT FG ATTEMPTS

Season:

Career:

### FT MADE

Season:

### FT ATTEMPTS

Season:

### ASSISTS

Season:

### BLOCKS

Season:

### STEALS

Season:

## 2017-18 GAME-BY-GAME

Opponent	GS	FG-FGA	3FG-3FGA	FT-FTA	Off-Def	Total Reb	PF	Points	A	TO	Blk	Stl	Min
at Miss St		1-2	0-0	0-0	0-0	0	0	2	0	0	0	1	2
CENT CONN		2-3	1-2	0-2	1-1	2	3	5	1	0	0	0	9
GEORGIA		0-0	0-0	0-0	0-0	0	0	0	0	0	0	0	0
at Dayton		0-0	0-0	0-0	0-0	0	0	0	0	0	0	0	0+
HAMPTON		DNP											
HARVARD		DNP											
DUQUESNE		0-0	0-0	0-0	0-0	0	2	0	0	0	0	0	0+
MARYLAND		DNP											
UNCG													
at Rutgers													
vs Ohio													
vs Indiana													
MANHATTAN													
PITT													
SYRACUSE													
at NC State													
CLEMSON													
at BC													
at Duke													
VIRGINIA TECH													
UNC													
at Georgia Tech													
LOUISVILLE													
at FSU													
at Virginia Tech													
NOTRE DAME													
MIAMI													
at Louisville													
at Wake													

## VIRGINIA CAREER STATISTICS

Year	G-GS	Min/Avg	FG-FGA	Pct.	3FG-A	Pct.	FT-FTA	Pct.	O-D	T	Avg.	Pf-DQ	Ast	TO	Blk	St	Pts	Avg
2017-18	5-0	11/2.2	3-5	.600	1-2	.500	0-2	.000	1-1	2	0.4	5-0	1	0	0	1	7	1.4

# 23 ALIYAH HULAND EL



6-1 • Senior • Guard • Randolph, N.J. • Randolph High School

## AT VIRGINIA

### 2017-18

- Came off the bench to go 5-of-6 from the field for 13 points against Central Connecticut (11/12)
- Had a season-high seven rebounds against Georgia (11/16)
- Made her first start of the season against Hampton, scoring 10 points in the first half (11/21)
- Named to the Cavalier Classic all-tournament team after hitting the game-tying three-pointer against Harvard (11/25) and scoring a team-high 17 points against Duquesne (11/26)

### 2016-17

- Had the first double-double of her career with 12 points and 10 assists against Coppin State, the first UVA player to have double-digit assists in a game since Sharneé Zoll had 11 in 2008
- Scored 11 points in the first quarter in the win over Rutgers (11/20)
- Back-to-back 16-point games against Rutgers and St. John's (11/20, 25)
- Made her first five field goal attempts against BC, scoring 12 points in the first 16 minutes (1/15)
- Scored 10 points against NC State, with seven coming in the final quarter (2/26)

## 2017-18 GAME-BY-GAME:

Opponent	GS	FG-FGA	3FG-3FGA	FT-FTA	Off-Def	Total Reb	PF	Points	A	TO	Blk	Stl	Min
at Miss St		2-6	0-2	2-2	0-0	0	2	6	0	0	0	0	21
CENT CONN		5-6	1-1	2-2	0-1	1	1	13	2	1	1	3	17
GEORGIA		3-4	2-3	1-2	2-5	7	2	9	2	2	1	1	20
at Dayton		3-6	1-2	1-1	1-2	3	3	8	1	1	2	1	27
HAMPTON	*	3-9	2-3	2-2	0-2	2	1	10	2	1	1	2	29
HARVARD	*	2-6	2-5	2-2	2-3	5	2	8	4	4	2	2	26
DUQUESNE	*	5-13	4-10	3-5	2-2	4	3	17	0	1	1	0	23
MARYLAND	*	3-5	1-3	2-2	0-1	1	2	9	1	2	2	0	23
UNCG													
at Rutgers													
vs Ohio													
vs Indiana													
MANHATTAN													
PITT													
SYRACUSE													
at NC State													
CLEMSON													
at BC													
at Duke													
VIRGINIA TECH													
UNC													
at Georgia Tech													
LOUISVILLE													
at FSU													
at Virginia Tech													
NOTRE DAME													
MIAMI													
at Louisville													
at Wake													

## SINGLE GAME BESTS

### POINTS

Season: 17 vs Duquesne (11/26)  
Career: 23 vs Louisville (1/5/17)

### REBOUNDS

Season: 7 vs. Georgia (11/16/17)  
Career: 10 vs Tulane (11/28/15)

### FG MADE

Season: 5 vs. CCSU (11/12/17)  
Career: 9 vs Longwood (11/22/15)

### FG ATTEMPTS

Season: 13 vs Duquesne (11/26)  
Career: 15 at Auburn (11/19/15)

### FG SHOOTING

Season: 5-6 (.833) vs CCSU (11/12)  
Career: 7-10 (.700) vs NJIT (12/5/15)

### 3 PT FG MADE

Season: 4 vs Duquesne (11/26)  
Career: 4, several

### 3 PT FG ATTEMPTS

Season: 10 vs Duquesne (11/26)  
Career: 10 vs Duquesne (11/26/17)

### 3 PT FG PERCENTAGE

Season:  
Career: 3-of-3 vs Miami (1/3/16)

### FT MADE

Season:  
Career: 7 at Auburn (11/19/15)

### FT ATTEMPTS

Season:  
Career: 8 at Auburn (11/19/15)

### ASSISTS

Season: 2 (2x) last vs. Georgia (11/16)  
Career: 10 vs Coppin State (11/13/16)

### BLOCKS

Season: 1 (2x) last vs Georgia (11/16)  
Career: 3 (2x) last vs Miami (1/3/16)

### STEALS

Season: 3 vs. CCSU (11/12)  
Career: 4 vs Longwood (12/16/14)

### DOUBLE DOUBLES

Season:  
Career: 1 vs Coppin State (11/13/16)

## VIRGINIA CAREER STATISTICS

Year	G-GS	Min/Avg	FG-FGA	Pct.	3FG-A	Pct.	FT-FTA	Pct.	O-D	T	Avg.	Pf-DQ	Ast	TO	Blk	St	Pts	Avg
2014-15	31-1	552/17.8	63-189	.333	23-93	.247	24-32	.750	19-34	53	1.7	59-0	29	43	10	24	173	5.6
2015-16	34-10	853/25.1	120-281	.427	35-107	.327	51-63	.810	40-74	114	3.4	90-4	46	94	21	35	326	9.6
2016-17	33-23	750/22.7	87-222	.392	35-113	.310	36-51	.706	29-70	99	3.0	65-0	43	49	19	24	245	7.4
2017-18	8-4	186/23.3	26-55	.473	13-29	.448	15-18	.833	7-16	23	2.9	16-0	12	12	10	9	80	10.0
TOTAL	106-38	2341/22.1	296-747	.396	106-342	.310	126-164	.768	95-194	289	2.7	230-4	130	198	60	92	824	7.8



# 14 LISA JABLONOWSKI



6-3 • Sophomore • Wing/Forward • Ernster, Luxembourg • Lycee des Garcons

## AT VIRGINIA

2016-17

- Started the game at Dayton (11/19)

2016-17

- Moved into the starting lineup for the final nine games of the season
- Made her collegiate debut in the season-opener against Middle Tennessee, scoring four points with four rebounds in 11 minutes
- Had a game-high six rebounds in 13 minutes against Rutgers (11/20)
- Made her first career start against Wake Forest (2/12)
- Had a team-high eight rebounds in the upset win over No. 4 FSU (2/16)

## HIGH SCHOOL/CLUB

- Named Sportswoman of the Year, the most prestigious award in Luxembourg, for her performance in the 2014-15 season
- Helped lead her Amicale Steinsel team to the 2016 National Championship of Luxembourg
- Voted to the 2016 Luxembourgish League All-Star Game roster
- Was named the Eurobasket.com Player of the Week (Nov. 9, 2015) after scoring 21 points with nine rebounds and four assists in a victory over Sparta
- A three-time MVP of the U16 and U18 divisions, she helped her team win the Luxembourg Cup in 2014 and guided them to second place finishes in the U14, U16 and U18 championships.

## 2017-18 GAME-BY-GAME:

Opponent	GS	FG-FGA	3FG-3FGA	FT-FTA	Off-Def	Total Reb	PF	Points	A	TO	Blk	Stl	Min
at Miss St		2-3	1-1	0-0	0-3	3	4	5	0	1	0	0	17
CENT CONN		2-3	0-0	0-0	3-3	6	0	4	1	0	0	1	18
GEORGIA		0-3	0-0	0-0	0-3	3	1	0	0	2	0	0	18
at Dayton	*	0-0	0-0	0-0	0-3	3	3	0	2	1	0	0	20
HAMPTON		2-3	0-0	0-0	0-3	3	1	4	1	0	0	2	20
HARVARD		1-3	0-0	0-2	4-2	6	1	2	1	1	0	1	16
DUQUESNE		3-8	0-2	0-0	3-1	4	2	6	2	1	0	0	25
MARYLAND													
UNCG													
at Rutgers													
vs Ohio													
vs Indiana													
MANHATTAN													
PITT													
SYRACUSE													
at NC State													
CLEMSON													
at BC													
at Duke													
VIRGINIA TECH													
UNC													
at Georgia Tech													
LOUISVILLE													
at FSU													
at Virginia Tech													
NOTRE DAME													
MIAMI													
at Louisville													
at Wake													

## SINGLE GAME BESTS

### POINTS

Season: 6 vs Duquesne (11/26)

Career: 9 vs Nebraska (11/26)

### REBOUNDS

Season: 6 (2x)

Career: 8 vs Florida State (2/16)

### FG MADE

Season:

Career: 4 vs Nebraska (11/26)

### FG ATTEMPTS

Season:

Career: 5 (2x)

### 3 PT FG MADE

Season:

Career:

### 3 PT FG ATTEMPTS

Season:

Career: 2

### FT MADE

Season:

Career:

### FT ATTEMPTS

Season:

Career:

### ASSISTS

Season:

Career:

### BLOCKS

Season:

Career:

### STEALS

Season:

Career: 3 (2x) last at Syracuse (01/02)

## VIRGINIA CAREER STATISTICS

Year	G-GS	Min/Avg	FG-FGA	Pct.	3FG-A	Pct.	FT-FTA	Pct.	O-D	T	Avg.	Pf-DQ	Ast	TO	Blk	St	Pts	Avg
2016-17	32-9	521/16.3	34-80	.425	4-15	.267	6-17	.353	45-38	83	2.6	27-0	22	29	8	30	78	2.4
2017-18	8-1	140/17.5	10-23	.435	1-3	.333	0-2	.000	10-19	29	3.6	12-0	7	8	0	4	21	2.6
TOTAL	40-10	661/16.5	44-103	.427	5-18	.278	6-19	.316	55-57	112	2.8	39-0	29	37	8	34	99	2.5

# 32 MONÉ JONES



6-3 • Junior • Forward • Durham, N.C. • Riverside High School

## AT VIRGINIA

### 2017-18

- Missed the Hampton game with a foot injury (11/21)

### 2016-17

- Missed the first eight games of the season with a leg injury
- Made her season debut against UIC, scoring 3 pts in 12 minutes (12/16)
- Scored nine points in 18 minutes against MDES (12/21)

## SINGLE GAME BESTS

### POINTS

#### Season:

Career: 10 vs Norfolk State (11/16/15)

### REBOUNDS

#### Season:

Career: 7 vs NJIT (12/5/15)

### FG MADE

#### Season:

Career: 3 at MT (11/13/15)

### FG ATTEMPTS

#### Season:

Career: 8 at MT (11/13/15)

### 3 PT FG MADE

#### Season:

Career:

### 3 PT FG ATTEMPTS

#### Season:

Career:

### FT MADE

#### Season:

Career: 4 vs Norfolk State (11/16/15)

### FT ATTEMPTS

#### Season:

Career: 4, 2x last vs Tulane (11/28/15)

### ASSISTS

#### Season:

Career: 1

### BLOCKS

#### Season:

Career: 2

### STEALS

#### Season:

Career: 3

## 2017-18 GAME-BY-GAME:

Opponent	GS	FG-FGA	3FG-3FGA	FT-FTA	Off-Def	Total Reb	PF	Points	A	TO	Blk	Stl	Min
at Miss St		0-3	0-0	0-0	0-0	0	1	0	2	1	0	0	19
CENT CONN		3-4	0-0	0-0	0-0	0	4	6	2	0	0	0	16
GEORGIA		0-1	0-0	0-0	0-0	0	0	0	0	2	0	0	8
at Dayton		0-0	0-0	0-0	1-0	1	0	0	1	0	0	0	4
HAMPTON		INJ											
HARVARD		INJ											
DUQUESNE		INJ											
MARYLAND		INJ											
UNCG													
at Rutgers													
vs Ohio													
vs Indiana													
MANHATTAN													
PITT													
SYRACUSE													
at NC State													
CLEMSON													
at BC													
at Duke													
VIRGINIA TECH													
UNC													
at Georgia Tech													
LOUISVILLE													
at FSU													
at Virginia Tech													
NOTRE DAME													
MIAMI													
at Louisville													
at Wake													

## VIRGINIA CAREER STATISTICS

Year	G-GS	Min/Avg	FG-FGA	Pct.	3FG-A	Pct.	FT-FTA	Pct.	O-D	T	Avg.	Pf-DQ	Ast	TO	Blk	St	Pts	Avg
2015-16	33-1	572/17.3	37-101	.366	0-3	.000	24-32	.750	30-57	87	2.6	69-2	21	43	19	18	98	3.0
2016-17	25-0	243/9.7	12-38	.316	4-12	.333	12-15	.800	8-13	21	0.8	20-1	3	13	2	5	40	1.6
2017-18	4-0	47/11.8	3-8	.375	0-0	.000	0-0	.000	1-0	1	0.3	5-0	5	3	0	0	6	1.5
TOTAL	62-1	862/13.9	52-147	.354	4-15	.267	36-47	.766	39-70	109	1.8	94-3	29	59	21	23	144	2.3

# 3 LAUREN MOSES



**6-2 • Senior • Forward • Mount Holly, N.J. • Rancocas High School**

## AT VIRGINIA

### 2017-18 SEASON

- Changed jersey number to three for senior season, after wearing 21 for her first three years
- Was out of the starting lineup at Dayton, but returned against Hampton (11/21)
- Named to the Cavalier Classic all-tournament team after getting a double-double of 13 points and 10 rebounds against Harvard (11/25), her second time earning all-tourney honors at the Cav Classic after also doing so in 2015

### 2016-17 SEASON

- ACC All-Academic Team
- Had a double-double with 15 points and 10 rebounds in 23 minutes against Coppin State (11/13)
- Scored a career-high 27 points at Richmond, including 11 pts in the 1st half; made four freethrows in final 21 seconds to put the game away (11/16)
- Named to the South Point Shootout All-Tournament Team after scoring 19 points in the win over Nebraska (11/26)
- Double-double with 10 points and 12 rebounds vs MDES (12/21)

## SINGLE GAME BESTS

### POINTS

**Season:** 13 vs Harvard (11/25)  
**Career:** 27 at Richmond (11/16/16)

### REBOUNDS

**Season:** 11 vs Maryland (11/29)  
**Career:** 15 at Boston College (02/14/16)

### FG MADE

**Season:** 4  
**Career:** 9 (2x) last vs Louisville (1/5/17)

### FG ATTEMPTS

**Season:** 12 at Dayton (11/19)  
**Career:** 17 at Miami (2/9/17)

### FG SHOOTING

**Season:**  
**Career:** 7-of-8 vs Coppin St (12/28/15)

### FT MADE

**Season:**  
**Career:** 8 at Wake Forest (1/10/16)

### FT ATTEMPTS

**Season:**  
**Career:** 13 at Wake Forest (1/10/16)

### FT PERCENTAGE

**Season:**  
**Career:** 9-9 at Richmond (11/16)

### ASSISTS

**Season:**  
**Career:** 4 (2x) last at Richmond (11/16/16)

### BLOCKS

**Season:**  
**Career:** 3 (4x)

### STEALS

**Season:**  
**Career:** 6 at Duke (2/4/16)

### DOUBLE DOUBLES

**Season:** 1 vs Harvard (11/25)  
**Career:** 9, last vs Harvard (11/25)

## 2017-18 GAME-BY-GAME

Opponent	GS	FG-FGA	3FG-3FGA	FT-FTA	Off-Def	Total Reb	PF	Points	A	TO	Blk	Stl	Min
at Miss St	*	1-6	0-0	0-0	1-2	3	1	2	1	0	1	2	18
CENT CONN	*	4-6	0-0	1-2	3-3	6	0	9	2	1	1	3	17
GEORGIA	*	2-4	0-0	1-2	0-0	0	1	5	1	3	0	1	19
at Dayton		3-12	0-0	1-1	3-2	5	1	7	0	2	0	2	27
HAMPTON	*	4-7	0-0	1-2	1-4	5	4	9	0	1	1	2	25
HARVARD	*	4-11	0-0	5-8	6-4	10	2	13	0	1	1	2	28
DUQUESNE	*	1-8	0-0	1-2	5-1	6	0	3	1	0	1	0	23
MARYLAND	*	0-3	0-0	3-4	6-5	11	3	3	2	3	2	1	29
UNCG													
at Rutgers													
vs Ohio													
vs Indiana													
MANHATTAN													
PITT													
SYRACUSE													
at NC State													
CLEMSON													
at BC													
at Duke													
VIRGINIA TECH													
UNC													
at Georgia Tech													
LOUISVILLE													
at FSU													
at Virginia Tech													
NOTRE DAME													
MIAMI													
at Louisville													
at Wake													

## VIRGINIA CAREER STATISTICS

Year	G-GS	Min/Avg	FG-FGA	Pct.	3FG-A	Pct.	FT-FTA	Pct.	O-D	T	Avg.	Pf-DQ	Ast	TO	Blk	St	Pts	Avg
2014-15	31-30	731/23.6	77-183	.421	0-1	.000	35-66	.530	66-111	177	5.7	95-5	26	64	34	26	189	6.1
2015-16	34-34	969/28.5	128-293	.437	0-1	.000	65-115	.565	101-135	236	6.9	104-5	33	72	24	52	321	9.4
2016-17	33-33	874/26.5	134-281	.477	0-0	.000	47-75	.627	67-120	187	5.7	93-3	35	65	28	43	315	9.5
2017-18	8-7	186/23.3	19-57	.333	0-0	.000	13-21	.619	25-21	46	5.8	12-0	7	11	7	13	51	6.4
TOTAL	106-104	2760/26.0	358-814	.440	0-2	.000	160-277	.578	259-387	646	6.1	304-13	101	212	93	134	876	8.3

# 35 SHAKYNA PAYNE



6-3 • R-Sophomore • Forward • Acworth, Ga. • SW Atlanta Christian Academy

## AT VIRGINIA 2017-18

- Scored her first career points against Central Connecticut (11/12)

## 2016-17

- Made her collegiate debut in the South Point Shootout game against Nebraska, playing seven minutes

## 2015-16

- Missed the entire season with a leg injury

## HIGH SCHOOL

- Played four years of varsity basketball, playing three years at Etowah before finishing her senior year at Southwest Atlanta Christian Academy
- Was an honorable mention All-County player in 2011 before earning second-team honors in 2012 and then being named to the first-team in 2013
- 2014 Atlanta Journal Constitution All-State Class A Second Team
- Scored over 1,100 points in her prep career, averaging 12.6 points per game as a junior and 14.2 points with 7.3 rebounds per game her senior season
- Also played two years of varsity volleyball at Etowah as a middle blocker

## SINGLE GAME BESTS

### POINTS

Season: 4 vs CCSU (11/12)

### REBOUNDS

Season: 3 vs CCSU (11/12)

### FG MADE

Season:

### FG ATTEMPTS

Season:

### 3 PT FG MADE

Season:

### 3 PT FG ATTEMPTS

Season:

### FT MADE

Season:

### FT ATTEMPTS

Season:

### ASSISTS

Season:

### BLOCKS

Season:

### STEALS

Season:

## 2017-18 GAME-BY-GAME

Opponent	GS	FG-FGA	3FG-3FGA	FT-FTA	Off-Def	Total Reb	PF	Points	A	TO	Blk	Stl	Min
at Miss St		DNP											
CENT CONN		2-2	0-0	0-0	0-3	3	3	4	0	2	0	0	13
GEORGIA		DNP											
at Dayton		DNP											
HAMPTON		DNP											
HARVARD		DNP											
DUQUESNE		DNP											
MARYLAND		DNP											
UNCG													
at Rutgers													
vs Ohio													
vs Indiana													
MANHATTAN													
PITT													
SYRACUSE													
at NC State													
CLEMSON													
at BC													
at Duke													
VIRGINIA TECH													
UNC													
at Georgia Tech													
LOUISVILLE													
at FSU													
at Virginia Tech													
NOTRE DAME													
MIAMI													
at Louisville													
at Wake													

## VIRGINIA CAREER STATISTICS

Year	G-GS	Min/Avg	FG-FGA	Pct.	3FG-A	Pct.	FT-FTA	Pct.	O-D	T	Avg.	Pf-DQ	Ast	TO	Blk	St	Pts	Avg
2015-16	INJURED																	
2016-17	5-0	19/3.8	0-4	.000	0-0	.000	0-2	.000	0-2	2	0.4	1-0	0	1	1	0	0	0.0
2017-18	1-0	13/13.0	2-2	1.000	0-0	.000	0-0	.000	0-3	3	3.0	3-0	0	2	0	0	4	4.0
TOTAL	6-0	32/5.3	2-6	.333	0-0	.000	0-2	.000	0-5	5	0.8	4-0	0	3	1	0	4	0.7

# BRIANNA TINSLEY



5-7 • Freshman • Guard • Madison, Va. • St. Anne's-Belfield

## AT VIRGINIA

### 2017-18

- Made her collegiate debut at Mississippi State, grabbing two rebounds in her first two minutes on the floor. Finished the game with seven points and two rebounds (11/10)
- Made her first career start at Dayton (11/19)

## HIGH SCHOOL/CLUB

- Two-time Scrimmage Play area Player of the Year
- Three-time First Team All-Central Virginia Team
- Three-time First Team VISAA Division I All-State
- Four-time All-LIS selection
- Competed in ASSIST Women's 2017 National All-American Senior High School Basketball All Star Game
- Averaged 15.2 points, 3.9 assists, 3.9 steals and 3.4 rebounds per game in her four-year career, averaging 17.8 points her senior season
- Also ran track, 200m Conference/State Champion
- 100m Conference/State Runner Up

## SINGLE GAME BESTS

### POINTS

Season: 7 at Miss St (11/10)

### REBOUNDS

Season: 4 vs CCSU (11/12)

### FG MADE

Season:

### FG ATTEMPTS

Season:

### 3 PT FG MADE

Season:

### 3 PT FG ATTEMPTS

Season:

### FT MADE

Season:

### FT ATTEMPTS

Season:

### ASSISTS

Season: 3 vs CCSU (11/12)

### BLOCKS

Season:

### STEALS

Season:

## 2017-18 GAME-BY-GAME

Opponent	GS	FG-FGA	3FG-3FGA	FT-FTA	Off-Def	Total Reb	PF	Points	A	TO	Blk	Stl	Min
at Miss St		2-4	1-1	2-2	0-2	2	1	7	1	4	0	0	18
CENT CONN		1-8	1-3	0-0	2-2	4	1	3	3	1	0	0	23
GEORGIA		1-1	1-1	0-0	0-1	1	1	3	1	2	0	1	15
at Dayton	*	0-5	0-1	0-0	0-1	1	0	0	1	0	0	0	11
HAMPTON	*	3-5	0-1	0-0	0-1	1	2	6	0	5	1	1	23
HARVARD	*	0-6	0-5	1-2	0-1	1	0	1	0	0	0	1	17
DUQUESNE	*	1-1	1-1	0-0	0-2	2	2	3	3	1	0	0	19
MARYLAND	*	0-3	0-1	0-0	0-2	2	2	0	2	1	0	2	16
UNCG													
at Rutgers													
vs Ohio													
vs Indiana													
MANHATTAN													
PITT													
SYRACUSE													
at NC State													
CLEMSON													
at BC													
at Duke													
VIRGINIA TECH													
UNC													
at Georgia Tech													
LOUISVILLE													
at FSU													
at Virginia Tech													
NOTRE DAME													
MIAMI													
at Louisville													
at Wake													

## VIRGINIA CAREER STATISTICS

Year	G-GS	Min/Avg	FG-FGA	Pct.	3FG-A	Pct.	FT-FTA	Pct.	O-D	T	Avg.	Pf-DQ	Ast	TO	Blk	St	Pts	Avg
2017-18	8-5	142/17.8	8-33	.242	4-14	.286	3-4	.750	2-12	14	1.8	9-0	11	14	1	5	23	2.9



# 4 DOMINIQUE TOUSSAINT



5-9 • Sophomore • Guard • Staten Island, N.Y. • Christ the King

## AT VIRGINIA

### 2017-18

- Opened the season by scoring a team-high 17 points at Mississippi State (11/10) and followed with another 17-point game against Central Connecticut (11/12)
- Scored a team-high 18 points against Georgia (11/16)
- Scored five baskets and had six assists in the win over Hampton (11/21)

### 2016-17

- ACC All-Freshman Team
- Third among ACC freshmen in points per game (9.5)
- Was in the starting lineup for her collegiate debut, scoring 16 points with five rebounds against Middle Tennessee (11/11)
- Was named to the Cavalier Classic All-Tournament Team after scoring a team-high 17 points in the finale against Dayton (12/29)
- Named the ACC Rookie of the Week (Feb. 6) after scoring a team-high 16 points in the Cavaliers' overtime win against Georgia Tech, scoring UVA's final eight points of the first quarter, keying the Cavaliers to a 19-14 lead at the first break. Toussaint added another 10 points against Duke, leading the Cavaliers in scoring for the second-straight game
- Hit the game-tying three-pointer at the buzzer to send the Syracuse game into overtime (1/5)
- Scored 16 points in the victory at Clemson (1/19)
- Scored career-high 19 points, incl. 12 in OT, in the win over Wake (2/12)
- Led the team in scoring in the upset of No. 4 FSU with 14 points, eight coming in the fourth quarter
- Scored 10 pts with 5 reb in ACC Tourney win over Wake (3/2)

## HIGH SCHOOL/CLUB

- 2016 Miss New York Basketball, 2016 Gatorade New York State Girls' Basketball Player of the Year

## 2017-18 GAME-BY-GAME

Opponent	GS	FG-FGA	3FG-3FGA	FT-FTA	Off-Def	Total Reb	PF	Points	A	TO	Blk	Stl	Min
at Miss St	*	5-10	1-3	6-7	2-4	6	4	17	3	8	0	1	24
CENT CONN	*	6-14	3-7	2-2	1-1	2	1	17	3	0	0	3	18
GEORGIA	*	6-18	2-5	4-7	1-2	3	1	18	5	3	0	1	36
at Dayton	*	3-13	1-3	2-2	0-2	2	4	9	4	0	0	1	35
HAMPTON	*	5-11	1-6	3-6	0-3	3	2	14	6	3	0	2	34
HARVARD	*	2-12	1-3	0-0	0-3	3	2	5	2	2	0	0	37
DUQUESNE	*	5-12	1-3	0-0	0-2	2	3	11	2	3	0	0	27
MARYLAND	*	8-18	2-5	0-1	0-2	2	3	18	2	6	0	1	35
UNCG													
at Rutgers													
vs Ohio													
vs Indiana													
MANHATTAN													
PITT													
SYRACUSE													
at NC State													
CLEMSON													
at BC													
at Duke													
VIRGINIA TECH													
UNC													
at Georgia Tech													
LOUISVILLE													
at FSU													
at Virginia Tech													
NOTRE DAME													
MIAMI													
at Louisville													
at Wake													

## VIRGINIA CAREER STATISTICS

Year	G-GS	Min/Avg	FG-FGA	Pct.	3FG-A	Pct.	FT-FTA	Pct.	O-D	T	Avg.	Pf-DQ	Ast	TO	Blk	St	Pts	Avg
2016-17	31-30	808/26.1	113-288	.392	25-82	.305	44-59	.746	19-82	101	3.3	77-2	74	96	4	42	295	9.5
2017-18	8-8	246/30.8	40-108	.370	12-35	.343	17-25	.680	4-19	23	2.9	20-0	27	25	0	9	109	13.6
TOTAL	39-38	1054/27.0	153-396	.386	37-117	.316	61-84	.726	23-101	124	3.2	97-2	101	121	4	51	404	10.4

## SINGLE GAME BESTS

### POINTS

Season: 18 (2x) last vs Maryland (11/29)

Career: 19 vs Wake Forest (2/12/17)

### REBOUNDS

Season: 6 vs CCSU (11/12)

Career: 9 at Richmond (11/16/16)

### FG MADE

Season: 6

Career: 7 vs. Georgia Tech (2/2/17)

### FG ATTEMPTS

Season: 18 (2x)

Career: 18 (2x)

### 3 PT FG MADE

Season: 3 vs CCSU (11/12)

Career: 3 vs CCSU (11/12)

### 3 PT FG ATTEMPTS

Season: 7 vs CCSU (11/12)

Career: 8 vs. Georgia Tech (2/2/17)

### FT MADE

Season: 6 at Miss. State (11/10)

Career: 6 at Miss. State (11/10/17)

### FT ATTEMPTS

Season: 7(2x)

Career: 8 vs Middle Tennessee (11/11/16)

### ASSISTS

Season: 6 vs Hampton (11/21)

Career: 6 vs Hampton (11/21/17)

### BLOCKS

Season:

Career: 2

### STEALS

Season: 3 vs CCSU (11/12)

Career: 4 at BGSU (12/4/16)

# 13 JOCELYN WILLOUGHBY



**6-0 • Sophomore • Forward/Guard • East Orange, N.J. • Newark Academy**

## AT VIRGINIA

### 2017-18

- Scored a team-high 19 points in the win over Central Connecticut and followed that with a 17-point performance against Georgia (11/16)

### 2016-17

- ACC All-Freshman Team; ACC All-Academic Team
- Second among ACC freshmen in rebounding (6.2 per game) and leads the conference rookies in steals per game (1.7 per game, 55 overall)
- Third among ACC freshmen in scoring at 9.2 points per game
- Became the first freshman to lead UVA in rebounding since Brandi Teamer in 2002 and the first freshman guard to do so since Chrissy Reese in 1980
- Only player on the 2016-17 team to have two 20-point games in the season
  - Had her first career double-double with 10 points and 10 rebounds against St. John's (11/25. Had her second double-double of the season at Georgia, with 13 points and 10 rebounds while also grabbing a season-high six steals (12/19)
- MVP of the Cavalier Classic Tournament with a combined 27 points, 10 rebounds, five assists, three blocks and two steals in the two games (12/29)
- Named the ACC Rookie of the Week (Jan. 30) Willoughby helped lead the Cavaliers on both the offensive and defensive ends of the floor against No. 19/21 Virginia Tech and No. 8/9 Notre Dame. Willoughby led the team in scoring in both games, including scoring 18 points in the 76-27 win over Virginia Tech, going 6-of-8 from the floor and 6-of-7 from the stripe against the Hokies
  - Scored team-high 17 points in ACC Tourney win over Wake (3/2)
  - Scored a career-high 25 points in WNIT win at Saint Joseph's, scoring nine crucial points in the fourth quarter (3/17)

## HIGH SCHOOL/CLUB

- 2016 Gatorade New Jersey Girl's Basketball Player of the Year

## 2017-18 GAME-BY-GAME:

Opponent	GS	FG-FGA	3FG-3FGA	FT-FTA	Off-Def	Total Reb	PF	Points	A	TO	Blk	Stl	Min
at Miss St	*	3-4	0-0	0-0	0-6	6	4	6	0	1	0	1	20
CENT CONN	*	8-13	1-1	2-3	1-3	4	0	19	2	1	0	1	21
GEORGIA	*	6-10	1-1	4-5	0-2	2	5	17	0	2	1	2	33
at Dayton	*	4-13	1-3	0-0	3-2	5	4	9	1	5	0	5	31
HAMPTON	*	6-9	1-1	2-2	2-4	6	5	15	0	1	0	1	30
HARVARD	*	4-11	2-4	2-4	7-1	8	3	12	1	4	1	2	37
DUQUESNE	*	3-10	0-1	0-0	0-4	4	5	6	2	2	0	2	30
MARYLAND	*	4-10	0-0	0-0	1-6	7	3	8	1	3	0	3	34
UNCG													
at Rutgers													
vs Ohio													
vs Indiana													
MANHATTAN													
PITT													
SYRACUSE													
at NC State													
CLEMSON													
at BC													
at Duke													
VIRGINIA TECH													
UNC													
at Georgia Tech													
LOUISVILLE													
at FSU													
at Virginia Tech													
NOTRE DAME													
MIAMI													
at Louisville													
at Wake													

## SINGLE GAME BESTS

### POINTS

Season: 19 vs CCSU (11/12)

Career: 25 at Saint Joseph's (3/17/17)

### REBOUNDS

Season:

Career: 11 at Syracuse (1/2/17)

### FG MADE

Season: 8 vs CCSU (11/12)

Career: 10 at Saint Joseph's (3/17/17)

### FG ATTEMPTS

Season: 13 vs CCSU (11/12)

Career: 14 at Saint Joseph's (3/17/17)

### 3 PT FG MADE

Season: 2

### 3 PT FG ATTEMPTS

Season: 2

### FT MADE

Season:

Career: 12 vs Dayton (12/29/16)

### FT ATTEMPTS

Season:

Career: 14 vs Dayton (12/29/16)

### FT PERCENTAGE

Season:

Career: 12-of-14 (.857) vs Dayton (12/29/16)

### ASSISTS

Season:

Career: 4 at Notre Dame (1/29/17)

### BLOCKS

Season:

Career: 3 vs UMBC (12/28/16)

### STEALS

Season:

Career: 6 at Georgia (12/19/16)

### DOUBLE DOUBLES

Season:

Career: 2 last vs. Georgia (12/19/16)

## VIRGINIA CAREER STATISTICS

Year	G-GS	Min/Avg	FG-FGA	Pct.	3FG-A	Pct.	FT-FTA	Pct.	O-D	T	Avg.	Pf-DQ	Ast	TO	Blk	St	Pts	Avg
2016-17	33-33	987/29.9	109-288	.378	8-39	.205	98-132	.742	71-133	204	6.2	110-8	55	94	13	55	324	9.8
2017-18	8-8	236/29.5	38-80	.475	6-11	.545	10-14	.714	14-28	42	5.3	29-3	7	19	2	17	92	11.5
TOTAL	41-41	1223/29.8	147-368	.399	14-50	.280	108-146	.740	85-161	246	6.0	139-11	62	113	15	72	416	10.1

**2017-18 Virginia Women's Basketball  
Virginia Combined Team Statistics (as of Nov 29, 2017)  
All games**

<b>RECORD:</b>	<b>OVERALL</b>	<b>HOME</b>	<b>AWAY</b>	<b>NEUTRAL</b>
ALL GAMES	3-5	3-3	0-2	0-0
CONFERENCE	0-0	0-0	0-0	0-0
NON-CONFERENCE	3-5	3-3	0-2	0-0

#	Player	gp-gs	min	avg	Total		3-Point		F-Throw		Rebounds				pf	dq	a	to	blk	stl	pts	avg
					fg-fga	fg%	3fg-fga	3fg%	ft-fa	ft%	off	def	tot	avg								
04	Dominique Toussaint	8-8	246	30.8	40-108	.370	12-35	.343	17-25	.680	4	19	23	2.9	20	0	27	25	0	9	109	13.6
13	Jocelyn Willoughby	8-8	236	29.5	38-80	.475	6-11	.545	10-14	.714	14	28	42	5.3	29	3	7	19	2	17	92	11.5
23	Aliyah Huland El	8-4	186	23.3	26-55	.473	13-29	.448	15-18	.833	7	16	23	2.9	16	0	12	12	10	9	80	10.0
10	J'Kyra Brown	8-3	216	27.0	20-61	.328	8-32	.250	8-12	.667	2	27	29	3.6	15	1	13	21	0	6	56	7.0
03	Lauren Moses	8-7	186	23.3	19-57	.333	0-0	.000	13-21	.619	25	21	46	5.8	12	0	7	11	7	13	51	6.4
30	Felicia Aiyetotan	8-4	162	20.3	21-43	.488	0-0	.000	7-15	.467	19	32	51	6.4	16	0	5	11	20	2	49	6.1
35	Shakyna Payne	1-0	13	13.0	2-2	1.000	0-0	.000	0-0	.000	0	3	3	3.0	3	0	0	2	0	0	4	4.0
01	Brianna Tinsley	8-5	142	17.8	8-33	.242	4-14	.286	3-4	.750	2	12	14	1.8	9	0	11	14	1	5	23	2.9
14	Lisa Jablonowski	8-1	140	17.5	10-23	.435	1-3	.333	0-2	.000	10	19	29	3.6	12	0	7	8	0	4	21	2.6
02	Jae'Lisa Allen	2-0	15	7.5	1-3	.333	0-0	.000	1-2	.500	2	0	2	1.0	1	0	1	0	1	1	3	1.5
32	Mone Jones	4-0	47	11.8	3-8	.375	0-0	.000	0-0	.000	1	0	1	0.3	5	0	5	3	0	0	6	1.5
05	Khyasia Caldwell	5-0	11	2.2	3-5	.600	1-2	.500	0-2	.000	1	1	2	0.4	5	0	1	0	0	1	7	1.4
Team											16	19	35					2				
Total.....		8	1600		191-478	.400	45-126	.357	74-115	.643	103	197	300	37.5	143	4	96	128	41	67	501	62.6
Opponents.....		8	1600		174-472	.369	58-188	.309	90-121	.744	116	202	318	39.8	130	-	91	142	32	62	496	62.0

<b>TEAM STATISTICS</b>	<b>VA</b>	<b>OPP</b>	<b>Date</b>	<b>Opponent</b>	<b>Score</b>	<b>Att.</b>
SCORING	501	496	11/10/17	at Mississippi State	L 53-68	6811
Points per game	62.6	62.0	11/12/17	CENTRAL CONNECTICUT	W 103-59	3306
Scoring margin	+0.6	-	11/16/17	GEORGIA	L 61-64	3170
FIELD GOALS-ATT	191-478	174-472	11/19/17	at Dayton	L 46-61	1866
Field goal pct	.400	.369	11/21/17	HAMPTON	W 66-62	2546
3 POINT FG-ATT	45-126	58-188	11/25/17	HARVARD	W 50-48	2838
3-point FG pct	.357	.309	11/26/17	DUQUESNE	L 63-74	2846
3-pt FG made per game	5.6	7.3	11/29/17	MARYLAND	L 59-60	3082
FREE THROWS-ATT	74-115	90-121	* - Conference game			
Free throw pct	.643	.744				
F-Throws made per game	9.3	11.3				
REBOUNDS	300	318				
Rebounds per game	37.5	39.8				
Rebounding margin	-2.2	-				
ASSISTS	96	91				
Assists per game	12.0	11.4				
TURNOVERS	128	142				
Turnovers per game	16.0	17.8				
Turnover margin	+1.8	-				
Assist/turnover ratio	0.8	0.6				
STEALS	67	62				
Steals per game	8.4	7.8				
BLOCKS	41	32				
Blocks per game	5.1	4.0				
ATTENDANCE	17788	8677				
Home games-Avg/Game	6-2965	2-4338				
Neutral site-Avg/Game	-	0-0				

<b>Score by Periods</b>	<b>1st</b>	<b>2nd</b>	<b>3rd</b>	<b>4th</b>	<b>Totals</b>
Virginia	127	124	108	142	501
Opponents	110	124	130	132	496

## Official Basketball Box Score -- Game Totals -- Final Statistics Virginia vs Mississippi State 11/10/17 8:20 p.m. at Starkville, Miss. (Humphrey Coliseum)

### Virginia 53 • 0-1

#	Player	Total		3-Ptr		Rebounds		PF	TP	A	TO	Blk	Stl	Min
		FG	FGA	FG	FGA	Off	Def							
03	Lauren Moses	f	1-6	0-0	0-0	1	2	3	1	2	1	0	2	18
30	Felicia Aiyetotan	c	1-2	0-0	2-4	2	5	7	1	4	0	2	4	29
04	Dominique Toussaint	g	5-10	1-3	6-7	2	4	6	4	17	3	8	0	24
10	J'Kyra Brown	g	2-8	0-2	0-0	0	4	4	4	4	0	6	0	32
13	Jocelyn Willoughby	g	3-4	0-0	0-0	0	6	6	4	6	0	1	0	20
01	Bianna Tinsley	g	2-4	1-1	2-2	0	2	2	1	7	1	4	0	18
05	Khyasia Caldwell	g	1-2	0-0	0-0	0	0	0	0	2	0	0	0	2
14	Lisa Jablonowski	g	2-3	1-1	0-0	0	3	3	4	5	0	1	0	17
23	Aliyah Huland El	g	2-6	0-2	2-2	0	0	0	2	6	0	0	0	21
32	Mone Jones	g	0-3	0-0	0-0	0	0	0	1	0	2	1	0	19
Team						2	1	3						
Totals		19-48	3-9	12-15	7 27 34	22	53	7	23	5	6	200		

1st - FG %:	4-15	26.7%	2nd: 5-14	35.7%	3rd: 4-9	44.4%	4th: 6-10	60.0%	Game: 19-48	39.6%	Deadball	
3FG %:	0-3	0.0%	1-2	50.0%	2-4	50.0%	0-0	0.0%	3-9	33.3%	Rebounds	
FT %:	2-2	100.0%	4-4	100.0%	4-4	100.0%	4-5	80.0%	12-15	80.0%	3	

### Mississippi State 68 • 1-0

#	Player	Total		3-Ptr		Rebounds		PF	TP	A	TO	Blk	Stl	Min
		FG	FGA	FG	FGA	Off	Def							
15	Teaira McCowan	c	3-10	0-0	1-2	4	6	10	3	7	1	4	2	30
01	Blair Schaefer	g	0-5	0-4	0-0	1	0	1	2	0	2	1	0	18
02	Morgan William	g	1-4	0-1	0-0	1	5	6	3	2	8	0	0	29
11	Roshunda Johnson	g	6-15	4-10	2-3	0	0	0	3	18	2	3	1	28
35	Victoria Vivians	g	8-15	3-9	3-3	2	5	7	3	22	2	4	1	37
04	Amesha Williams	g	2-5	0-0	0-0	1	4	5	1	4	0	2	2	15
10	Jazzmun Holmes	g	0-1	0-0	2-2	0	0	0	2	2	2	2	3	11
20	Nyah Tate	g	0-0	0-0	0-0	0	0	0	0	0	0	0	0	1
21	Jonika Garvin	g	0-0	0-0	0-0	0	0	0	0	0	0	0	0	1
23	Bre'Amber Scott	g	0-0	0-0	0-0	0	0	0	0	0	1	0	0	1
55	Chloe Bibby	g	5-8	2-3	1-1	2	1	3	1	13	0	0	0	29
Team						2	1	3						
Totals		25-63	9-27	9-11	13 22 35	18	68	16	17	8	14	200		

1st - FG %:	4-13	30.8%	2nd: 7-21	33.3%	3rd: 8-15	53.3%	4th: 6-14	42.9%	Game: 25-63	39.7%	Deadball	
3FG %:	2-6	33.3%	1-9	11.1%	5-8	62.5%	1-4	25.0%	9-27	33.3%	Rebounds	
FT %:	4-4	100.0%	4-5	80.0%	0-0	0.0%	1-2	50.0%	9-11	81.8%	0	

Officials: Dee Kantner, Mark Zentz, Carla Fountain														
Technical fouls: Virginia-None. Mississippi State-None.														
Attendance: 6811														

Score by periods	1st	2nd	3rd	4th	Total	Points	In	Off	2nd	Fast	Bench
Virginia	10	13	14	16	53	26	7	5	10	20	
Mississippi State	14	19	21	14	68	26	7	9	8	19	

Last FG - VA 4th-00:22, MS 4th-01:21.											
Largest lead - VA by 2 1st-09:34, MS by 22 4th-07:34.											
VA led for 02:43, MS led for 36:06. Game was tied for 01:11.											



## Official Basketball Box Score -- Game Totals -- Final Statistics Central Connecticut vs Virginia 11/12/17 2 p.m. at Charlottesville, Va.



### Central Connecticut 59 • 0-2

#	Player	Total		3-Ptr		Rebounds		PF	TP	A	TO	Blk	Stl	Min
		FG	FGA	FG	FGA	Off	Def							
10	Andi Lydon	f	1-5	0-4	1-2	2	2	4	4	3	1	0	0	24
33	Ashley Berube	c	0-5	0-0	1-2	0	6	6	1	1	1	3	1	24
04	Kiana Patterson	g	6-9	5-7	2-3	0	2	2	2	19	4	5	0	27
12	Sydney Hines	g	3-10	1-7	2-2	0	0	0	0	9	0	1	0	19
42	Morgan Johnson	g	2-6	2-6	2-0	1	3	4	1	8	0	2	0	26
02	Taylor Goode	g	2-4	1-2	0-0	0	2	2	1	5	0	2	0	11
14	Ashley Forker	g	1-3	1-3	1-2	1	2	3	0	4	0	3	0	17
15	Emma McCamus	g	1-2	0-1	0-0	0	0	0	0	2	1	0	0	7
22	Ashley Chin	g	0-2	0-1	0-0	0	0	0	0	2	4	0	0	15
23	Bianna Jacobs	g	1-6	0-1	0-0	2	0	2	4	2	2	0	0	12
25	Denisha Gardener	g	0-2	0-0	0-10	4	2	6	1	6	0	2	0	13
32	Tiffany Sticklein	g	0-1	0-1	0-0	0	0	0	0	0	0	0	0	5
Team						2	2	4						
Totals		17-55	10-33	15-23	14 21 35	14	59	11	22	1	2	200		

1st - FG %:	5-20	25.0%	2nd: 6-12	50.0%	3rd: 1-11	9.1%	4th: 5-12	41.7%	Game: 17-55	30.9%	Deadball	
3FG %:	2-9	22.2%	1-7	14.3%	2-3	66.7%	2-9	22.2%	8-18	44.4%	Rebounds	
FT %:	1-2	50.0%	4-6	66.7%	4-6	66.7%	6-9	66.7%	15-23	65.2%	4	

### Virginia 103 • 1-1

#	Player	Total		3-Ptr		Rebounds		PF	TP	A	TO	Blk	Stl	Min
		FG	FGA	FG	FGA	Off	Def							
03	Lauren Moses	f	4-6	0-0	1-2	3	3	6	0	9	2	1	1	17
30	Felicia Aiyetotan	c	6-11	0-0	0-2	6	4	10	3	12	0	0	1	18
04	Dominique Toussaint	g	6-14	3-7	2-2	1	1	2	1	17	3	0	0	3
10	J'Kyra Brown	g	3-6	1-4	1-2	0	4	4	0	8	2	3	0	15
13	Jocelyn Willoughby	g	8-13	1-1	2-3	1	3	4	0	19	2	1	0	21
01	Bianna Tinsley	g	1-8	1-3	0-0	2	2	4	1	3	1	0	0	23
02	Jae'Lisa Allen	g	1-2	0-0	1-2	2	0	2	1	3	1	0	1	15
05	Khyasia Caldwell	g	2-3	1-2	0-2	1	1	2	3	5	1	0	0	9
14	Lisa Jablonowski	g	2-3	0-0	0-0	3	3	6	0	4	1	0	0	18
23	Aliyah Huland El	g	5-6	1-1	2-2	0	1	1	1	13	2	1	1	37
32	Mone Jones	g	3-4	0-0	0-0	0	0	0	4	6	2	0	0	16
35	Shakyna Payne	g	2-2	0-0	0-0	0	3	3	3	4	0	2	0	13
Team						0	3	3						
Totals		43-78	8-18	9-17	19 28 47	17	103	19	9	4	13	200		

1st - FG %:	14-23	60.9%	2nd: 12-19	63.2%	3rd: 9-20	45.0%	4th: 8-16	50.0%	Game: 43-78	55.1%	Deadball	
3FG %:	2-4	50.0%	4-8	50.0%	0-3	0.0%	2-3	66.7%	8-18	44.4%	Rebounds	
FT %:	2-3	66.7%	3-7	42.9%	4-5	80.0%	0-2	0.0%	9-17	52.9%	3	

Officials: Billy Smith, Mark Resch, Dawn Marsh														
Technical fouls: Central Connecticut-None. Virginia-None.														
Attendance: 3306														

Score by periods	1st	2nd	3rd	4th	Total	Points	In	Off	2nd	Fast	Bench
Central Connecticut	13	21	7	18	59	26	7	5	10	20	
Virginia	32	31	22	18	103	46	32	20	10	38	

Last FG - CCSU 4th-01:20, VA 4th-02:34.											
Largest lead - CCSU None, VA by 51 4th-06:32.											
CCSU led for 00:00, VA led for 39:52. Game was tied for 00:08.											



## Official Basketball Box Score -- Game Totals -- Final Statistics Georgia vs Virginia 11/16/17 7 p.m. at JPJ Arena, Charlottesville, Va.



### Georgia 64 • 2-0

#	Player		Total	3-Ptr	Rebounds											
			FG-FGA	FG-FTA	Off	Def	PF	TP	A	TO	Blk	Stl	Min			
04	ROBINSON, Caliya	f	7-13	1-3	0-0	2	7	9	4	15	2	4	1	28		
33	ENGRAM, Mackenzie	f	6-12	1-3	0-0	3	2	5	3	13	2	2	3	33		
00	COLE, Taja	g	2-8	0-3	2-2	1	6	7	1	6	9	4	0	32		
12	CLARK, Haley	g	3-4	0-0	0-0	0	1	1	4	6	2	1	0	25		
23	MORRISON, Que	g	2-10	1-4	3-4	1	2	3	2	8	2	0	4	33		
02	CONNALLY, Gabby	g	3-6	2-5	2-2	0	1	1	2	10	0	1	0	13		
03	PAUL, Stephanie	g	3-7	0-1	0-0	2	1	3	0	6	0	1	0	12		
11	CALDWELL, Maya	g	0-1	0-1	0-0	1	1	2	1	0	0	0	0	1		
24	CASTO, Simone	g	0-4	0-1	0-0	0	2	2	1	0	0	1	0	12		
51	BLANARU, Bianca	g	0-3	0-0	0-0	2	1	3	2	0	0	1	1	7		
	Team					2	2	4								
	Totals		26-68	5-21	7-8	14	26	40	20	64	17	15	5	111		
1st -	40%	7-18	38.9%	2nd -	6-16	37.5%	3rd -	8-19	42.1%	4th -	5-15	33.3%	Game -	25 - 23.8%	Deadball	
	FT %:	0-0	0.0%		1-2	50.0%		0-0	0.0%		6-6	100.0%		7-8	87.5%	Rebounds

## Official Basketball Box Score -- Game Totals -- Final Statistics

### Hampton vs Virginia

11/21/17 7 p.m. at JPJ Arena, Charlottesville, Va.

#### Hampton 62 • 1-2

#	Player	Total		3-Ptr		Rebounds			PF	TP	A	TO	Blk	Stl	Min
		FG-FGA	FG-FGA	FT-FTA	FT-FTA	Off	Def	Tot							
04	BROWN, Jephany	f	1-5	1-4	2-2	0	1	1	2	5	0	0	0	1	16
21	SAYLE, Mikayla	f	3-8	0-0	1-2	2	3	5	1	7	0	0	0	0	30
01	JAMES, DeJane	g	4-12	2-5	3-5	5	1	6	1	13	4	4	0	1	36
02	FINNEY-SMITH, Monna	g	6-14	5-11	0-0	3	6	9	3	17	2	1	1	0	40
03	STARR, Allina	g	3-11	1-2	2-4	4	3	7	3	9	2	1	0	3	40
10	WILLIS, K'lynn		2-6	2-5	0-0	0	2	2	4	6	3	4	0	2	17
14	BATES, Ashley		2-5	0-1	1-2	2	1	3	0	5	0	2	0	2	21
Team						4	3	7							
Totals			21-61	11-28	9-15	20	20	40	14	62	11	13	1	9	200
1st - FG %:		5-14	35.7%	2nd: 5-12	41.7%	3rd: 7-15	46.7%	4th: 4-20	20.0%	Game: 21-61	34.4%	Deadball			
3FG %:		3-6	50.0%	1-5	20.0%	4-8	50.0%	3-9	33.3%	11-28	39.3%	Rebounds			
FT %:		1-2	50.0%	1-2	50.0%	4-5	80.0%	3-6	50.0%	9-15	60.0%	2			

#### Virginia 66 • 2-3

#	Player	Total		3-Ptr		Rebounds			PF	TP	A	TO	Blk	Stl	Min
		FG-FGA	FG-FGA	FT-FTA	FT-FTA	Off	Def	Tot							
03	Lauren Moses	f	4-7	0-0	1-2	1	4	5	4	9	0	1	1	2	25
01	Brianna Tinsley	g	3-5	0-1	0-0	0	1	1	2	6	0	5	1	1	23
04	Dominique Toussaint	g	5-11	1-6	3-6	0	3	3	2	14	6	3	0	2	34
13	Jocelyn Willoughby	g	6-9	1-1	2-2	2	4	6	5	15	0	1	0	1	30
23	Alyyah Huland El	g	3-9	2-3	2-2	0	2	2	1	10	2	1	1	2	29
10	J'Kyra Brown		2-6	2-5	0-0	0	3	3	0	6	2	1	0	0	24
14	Lisa Jablonowski		2-3	0-0	0-0	0	3	3	1	4	1	0	0	2	20
30	Felicia Aiyetotan		1-2	0-0	0-0	0	3	3	3	2	0	1	3	0	15
Team						5	1	6							
Totals			26-52	6-16	8-12	8	24	32	18	66	11	13	6	10	200
1st - FG %:		6-14	42.9%	2nd: 7-12	58.3%	3rd: 8-14	57.1%	4th: 5-12	41.7%	Game: 26-52	50.0%	Deadball			
3FG %:		1-3	33.3%	3-6	50.0%	0-2	0.0%	2-4	50.0%	6-16	37.5%	Rebounds			
FT %:		3-4	75.0%	3-4	75.0%	0-0	0.0%			8-12	66.7%	2			

Officials: Bryan Enterline, Edward Sidlasky, Angel Stanton  
 Technical fouls: Hampton-None. Virginia-None.  
 Attendance: 2546  
 UVA: 13 fouled out at 3:47 (IV)

Score by periods	1st	2nd	3rd	4th	Total
Hampton	14	12	22	14	62
Virginia	16	20	16	14	66

Last FG - HAMW 4th-00:17, VA 4th-00:37.  
 Largest lead - HAMW by 3 1st-09:08, VA by 15 2nd-03:05.  
 HAMW led for 04:02. VA led for 33:37. Game was tied for 02:21.

Score tied - 4 times.  
 Lead changed - 5 times.

## Official Basketball Box Score -- Game Totals -- Final Statistics

### Harvard vs Virginia

11/25/17 2:00 pm at JPJ Arena, Charlottesville, Va.

#### Harvard 48 • 3-3

#	Player	Total		3-Ptr		Rebounds			PF	TP	A	TO	Blk	Stl	Min
		FG-FGA	FG-FGA	FT-FTA	FT-FTA	Off	Def	Tot							
13	Boehm, Jeannie	f	4-7	0-0	0-0	0	0	0	5	8	0	2	4	1	28
03	Benzan, Katie	g	4-7	3-6	0-0	0	7	7	1	11	2	3	0	2	35
11	Porter, Kirby	g	0-2	0-1	0-0	0	3	3	0	0	2	2	0	0	15
20	Raster, Madeline	g	4-10	1-4	2-2	0	4	4	1	11	2	2	0	1	36
31	Rooks, Taylor	g	3-8	0-0	2-2	1	2	3	3	8	1	2	1	0	26
00	Redford, Nani		1-2	0-1	2-4	1	2	3	0	4	0	1	0	0	8
14	Barta, Mackenzie		0-1	0-1	0-0	0	0	0	1	0	0	0	0	0	3
21	Tworek, Grace		1-2	0-1	0-0	1	0	1	0	2	0	0	0	0	7
22	Stuhreyer, Maddie		0-1	0-0	0-0	0	0	0	2	0	0	0	1	0	6
24	Bush, Jady		1-3	0-0	0-0	0	2	2	3	2	0	2	0	1	13
25	Skinner, Sydney		0-4	0-2	2-2	0	1	1	5	2	2	5	0	2	23
Team						5	3	8							
Totals			18-47	4-16	8-10	11	24	35	21	48	9	20	6	7	200
1st - FG %:		3-13	23.1%	2nd: 5-14	35.7%	3rd: 5-10	50.0%	4th: 5-10	50.0%	Game: 18-47	38.3%	Deadball			
3FG %:		1-4	25.0%	1-8	12.5%	1-2	50.0%	1-2	50.0%	4-16	25.0%	Rebounds			
FT %:		0-0	0.0%	2-4	50.0%	6-6	100.0%	0-0	0.0%	8-10	80.0%	2			

#### Virginia 50 • 3-3

#	Player	Total		3-Ptr		Rebounds			PF	TP	A	TO	Blk	Stl	Min
		FG-FGA	FG-FGA	FT-FTA	FT-FTA	Off	Def	Tot							
03	Lauren Moses	f	4-11	0-0	5-8	6	4	10	2	13	0	1	1	2	28
13	Jocelyn Willoughby	f	4-11	2-4	2-4	7	1	8	3	12	1	4	1	2	37
01	Brianna Tinsley	g	0-6	0-5	1-2	0	1	1	0	1	0	0	0	1	17
04	Dominique Toussaint	g	2-12	1-3	0-0	0	3	3	2	5	2	2	0	0	37
23	Alyyah Huland El	g	2-6	2-5	2-2	2	3	5	2	8	4	4	2	2	26
10	J'Kyra Brown		1-7	0-4	1-2	0	1	1	2	3	0	1	0	0	24
14	Lisa Jablonowski		1-3	0-0	0-2	4	2	6	1	2	1	1	0	1	16
30	Felicia Aiyetotan		2-6	0-0	2-3	6	1	7	3	6	2	0	0	0	15
Team						2	2	4							
Totals			16-62	5-21	13-23	27	18	45	15	50	10	13	4	8	200
1st - FG %:		2-15	13.3%	2nd: 5-20	25.0%	3rd: 3-15	20.0%	4th: 6-12	50.0%	Game: 16-62	25.8%	Deadball			
3FG %:		0-5	0.0%	1-6	16.7%	1-4	25.0%	3-6	50.0%	5-21	23.8%	Rebounds			
FT %:		3-6	50.0%	5-7	71.4%	0-0	0.0%	5-10	50.0%	13-23	56.5%	5			

Officials: Lawson Newton, Jeffrey Smith, Felicia Young  
 Technical fouls: Harvard-None. Virginia-None.  
 Attendance: 2838  
 Cavalier Classic Tournament - Presented by DoubleTree by Hilton  
 Harvard #13 fouled out with 1:35 remaining;  
 Harvard #25 fouled out with 00:01 remaining

Score by periods	1st	2nd	3rd	4th	Total
Harvard	7	13	17	11	48
Virginia	7	16	7	20	50

Last FG - HARV 4th-04:16, VA 4th-00:51.  
 Largest lead - HARV by 9 4th-09:40, VA by 6 2nd-00:31.  
 HARV led for 17:39. VA led for 13:34. Game was tied for 08:47.

Score tied - 6 times.  
 Lead changed - 8 times.

## Official Basketball Box Score -- Game Totals -- Final Statistics

### Duquesne vs Virginia

11/26/17 3:30 p.m. at JPJ Arena, Charlottesville, Va.

#### Duquesne 74 • 5-2

#	Player	Total		3-Ptr		Rebounds			PF	TP	A	TO	Blk	Stl	Min
		FG-FGA	FG-FGA	FT-FTA	FT-FTA	Off	Def	Tot							
10	CANNON, Paige	f	3-6	0-1	2-2	6	9	15	4	8	3	1	1	0	33
42	LASS, Kadri-Ann	f	5-14	1-3	0-0	2	3	5	3	11	2	3	1	0	32
02	OMOGROSSO, Chassidy	g	7-14	3-8	8-10	0	4	4	2	25	2	1	0	2	40
03	VOJINOVIC, Julijana	g	6-18	4-9	6-6	1	4	5	4	22	1	3	1	1	38
23	RICHARDSON, Conor	g	2-5	1-2	3-4	1	2	3	5	8	2	2	1	2	31
11	KUTTORG, Eniko		0-1	0-0	0-0	2	2	4	0	0	1	1	0	0	9
24	BAZZELAK, Libby		0-0	0-0	0-0	1	1	2	0	0	0	1	0	0	11
23	TULONEN, Helmi		0-0	0-0	0-0	0	0	0	0	0	0	1	0	0	6
Team						2	2	4							
Totals			23-58	9-23	19-22	15	27	42	18	74	11	14	4	5	200
1st - FG %:		6-18	33.3%	2nd: 4-17	23.5%	3rd: 8-12	66.7%	4th: 5-11	45.5%	Game: 23-58	39.7%	Deadball			
3FG %:		3-6	50.0%	1-6	16.7%	4-7	57.1%	1-4	25.0%	9-23	39.1%	Rebounds			
FT %:		2-2	100.0%	3-4	75.0%	0-0	0.0%	14-16	87.5%	19-22	86.4%	2			

#### Virginia 63 • 3-4

		Total		3-Ptr		Rebounds										
#	Player	f	FG-FGA	FT-FTA	Off	Def	Tot	PF	TP	A	TO	Blk	Stl	Min		
03	Lauren Moses	f	1-8	0-0	1-2	5	1	6	0	3	1	0	1	0	23	
13	Jocelyn Willoughby		3-10	1-1	0-0	0	4	4	5	6	2	2	0	2	30	
01	Branna Tinsley	g	1-1	1-1	0-0	0	2	2	2	3	3	1	0	0	19	
04	Dominique Toussaint		5-12	1-3	0-0	0	2	2	3	11	2	3	0	0	27	
23	Aliyah Hulan El	g	5-13	4-10	3-5	2	2	4	3	17	0	1	1	0	23	
02	Jae'Lisa Allen		0-1	0-0	0-0	0	0	0	0	0	0	0	0	1	0	
05	Khyasia Caldwell		0-0	0-0	0-0	0	0	0	2	0	0	0	0	0	0+	
17	J'Kyra Brown		4-9	2-5	5-6	1	3	4	5	15	2	3	0	1	36	
14	Lisa Jablonowski		3-8	0-0	0-0	3	1	4	6	2	2	1	0	0	25	
30	Felicia Aiyeton		1-1	0-0	0-0	0	5	5	1	2	2	2	3	0	17	
Team						3	1	4								
Totals			23-63	8-22	9-13	14	21	35	23	63	14	13	5	4	200	
1st FG %: 8-16 50.0% 2nd: 5-13 38.5% 3rd: 4-16 25.0% 4th: 6-18 33.3% Game: 23-63 36.5% Deadball																
3FG %: 2-6 33.3% 5-15 33.3% 0-4 0.0% 3-7 42.9% 8-22 36.4% Rebounds																
0-0 0.0% 2-7 28.6% 0-0 0.0% 0-0 0.0% 2-6 33.3%																



<b>RECORD:</b>	<b>OVERALL</b>	<b>HOME</b>	<b>AWAY</b>	<b>NEUTRAL</b>
<b>ALL GAMES</b>	3-5	3-3	0-2	0-0
<b>CONFERENCE</b>	0-0	0-0	0-0	0-0
<b>NON-CONFERENCE</b>	3-5	3-3	0-2	0-0

<b>Date</b>	<b>UVA. Rank</b>	<b>Opponent</b>	<b>Score</b>	<b>W/L</b>	<b>Rec.</b>	<b>ACC</b>	<b>Attend.</b>	<b>High Scorer</b>	<b>High Reb.</b>	<b>Opp. High Scr</b>
11/10	RV	at 7 Mississippi St	68-53	L	0-1	0-0	6811	Toussaint 17	Aiyeotan 7	Vivians 22
11/12	RV	CENTRAL CONN	103-59	W	1-1	0-0	3306	Willoughby 19	Aiyeotan 10	Patterson 19
11/16	RV	GEORGIA	64-61	L	1-2	0-0	3170	Toussaint 18	FA, JB, AHE 7	Robinson 15
11/19	RV	at Dayton	61-46	L	1-3	0-0	1866	DT, JW 9	Aiyeotan 6	Scaife 17
11/21		HAMPTON	66-62	W	2-3	0-0	2546	Willoughby 15	Willoughby 6	Finney-Smith 17
11/25		HARVARD	50-48	W	3-3	0-0	2838	Moses 13	Moses 10	KB, MR 11
11/26		DUQUESNE	74-63	L	3-4	0-0	2846	Huland El 17	Moses 6	Omogrosso 25
11/29		No. 15 MARYLAND	60-59	L	3-5	0-0	3082	Toussaint 18	Moses 11	SJ, KC 13

<b>OPPONENT</b>	<b>AIYEOTAN</b>	<b>ALLEN</b>	<b>BROWN</b>	<b>CALDWELL</b>	<b>HULAND EL</b>	<b>JABLONOWSKI</b>
at Miss St	<b>4-7-0</b>	DNP	<b>4-4-0</b>	2-0-0	6-0-0	5-3-0
CENT CONN	<b>12-10-0</b>	3-2-1	<b>8-4-2</b>	5-2-1	13-1-2	4-6-1
GEORGIA	<b>8-7-1</b>	DNP	<b>1-7-2</b>	0-0-0	9-7-2	0-3-0
at Dayton	<b>5-6-0</b>	DNP	8-5-1	0-0-0	8-3-1	<b>0-3-2</b>
HAMPTON	2-3-0	DNP	6-3-2	DNP	<b>10-2-2</b>	4-3-1
HARVARD	6-7-2	DNP	3-1-0	DNP	<b>8-5-4</b>	2-6-1
DUQUESNE	2-5-2	DNP	15-4-2	0-0-0	<b>17-4-0</b>	6-4-2
MARYLAND	10-6-0	DNP	11-1-4	DNP	<b>9-1-1</b>	0-1-0
UNCG						
at Rutgers						
vs Ohio						
vs Indiana						
MANHATTAN						
PITTSBURGH						
SYRACUSE						
at NC State						
CLEMSON						
at Boston College						
at Duke						
VIRGINIA TECH						
NORTH CAROLINA						
at Georgia Tech						
LOUISVILLE						
at Florida State						
at Virginia Tech						
NOTRE DAME						
MIAMI						
at Louisville						
at Wake Forest						

<b>OPPONENT</b>	<b>JONES</b>	<b>MOSES</b>	<b>PAYNE</b>	<b>TINSLEY</b>	<b>TOUSSAINT</b>	<b>WILLOUGHBY</b>
at Miss State	0-0-2	<b>2-3-1</b>	DNP	7-2-1	<b>17-6-3</b>	<b>6-6-0</b>
CENT CONN	6-0-2	<b>9-6-2</b>	4-3-0	3-4-3	<b>17-2-3</b>	<b>19-4-2</b>
GEORGIA	0-0-0	<b>5-0-1</b>	DNP	3-1-1	<b>18-3-5</b>	<b>17-2-0</b>
at Dayton	0-1-1	7-5-0	DNP	<b>0-1-0</b>	<b>9-2-4</b>	<b>9-5-1</b>
HAMPTON	INJ	<b>9-5-0</b>	DNP	<b>6-1-0</b>	<b>14-3-6</b>	<b>15-6-0</b>
HARVARD	INJ	<b>13-10-0</b>	DNP	<b>1-1-0</b>	<b>5-3-2</b>	<b>12-8-1</b>
DUQUESNE	INJ	<b>3-6-1</b>	DNP	<b>3-2-3</b>	<b>11-2-1</b>	<b>6-4-2</b>
MARYLAND	INJ	<b>3-11-2</b>	DNP	<b>0-2-2</b>	<b>18-2-2</b>	<b>8-7-1</b>
UNCG						
at Rutgers						
vs Ohio						
vs Indiana						
MANHATTAN						
PITTSBURGH						
SYRACUSE						
at NC State						
CLEMSON						
at Boston College						
at Duke						
VIRGINIA TECH						
NORTH CAROLINA						
at Georgia Tech						
LOUISVILLE						
at Florida State						
at Virginia Tech						
NOTRE DAME						
MIAMI						
at Louisville						
at Wake Forest						

	Field Goal %		3-Point FG %		Free Throw Pct.		Rebounds	Turnovers
	Virginia	Opponent	Virginia	Opponent	Virginia	Opponent	UVA-Opp	UVA-Opp
at Miss St	19-48(.396)	25-63(.397)	3-9(.333)	9-27(.333)	12-15 (.800)	9-11(.818)	34-35 (-1)	23-17 (+5)
CENTRAL CONN	43-78 (.551)	17-55 (.309)	8-18 (.444)	10-33 (.303)	9-17 (.529)	15-23 (.652)	47-35 (+12)	9-22(-13)
GEORGIA	21-52 (.404)	26-68 (.382)	6-13 (.462)	5-21 (.238)	13-20 (.650)	7-8 (.875)	35-40 (-5)	21-15 (+6)
at Dayton	18-67 (.269)	21-57 (.368)	5-15 (.333)	5-25 (.200)	5-6 (.833)	14-16 (.875)	35-53 (-18)	15-23 (-8)
HAMPTON	26-52 (.667)	21-61 (.344)	6-16 (.375)	11-28 (.393)	8-12 (.667)	9-15 (.600)	32-40 (-8)	13-13 (E)
HARVARD	16-62 (.258)	18-47 (.383)	5-21 (.238)	4-16 (.250)	13-23 (.565)	8-10 (.800)	45-35 (+10)	13-20 (-7)
DUQUESNE	23-63 (.365)	23-58 (.397)	8-22 (.364)	9-23 (.391)	9-13 (.692)	19-22 (.864)	35-42 (-7)	13-14 (-1)
MARYLAND	25-56 (.446)	23-63 (.365)	4-12 (.333)	5-15 (.333)	5-9 (.556)	9-16 (.563)	37-38 (-1)	21-18 (+3)
UNCG								
at Rutgers								
vs Ohio								
vs Indiana								
MANHATTAN								
PITTSBURGH								
SYRACUSE								
at NC State								
CLEMSON								
at Boston College								
at Duke								
VIRGINIA TECH								
NORTH CAROLINA								
at Georgia Tech								
LOUISVILLE								
at Florida State								
at Virginia Tech								
NOTRE DAME								
MIAMI								
at Louisville								
at Wake Forest								

**VIRGINIA**
**OPPONENT**

Bench Points	183 (22.9 ppg)	139 (17.4 ppg)
FG Percentage- Home	154-363 (.424)	131-352 (.372)
FG Percentage- Road	37-115 (.321)	46-120 (.383)
FG Percentage- Neutral		
Most Points - Quarter	32 (1st) vs CCSU	25 (4th) vs Duquesne
Fewest Points- Quarter	6 (3rd) vs Georgia	7 (3rd) vs CCSU
Most Points at the Half	63 vs CCSU	34 vs Maryland
Fewest Points at the Half	21 at Dayton	20 vs Harvard
Largest Halftime Lead	29 vs CCSU	
Largest Halftime Deficit	10 at Miss State	

**VIRGINIA'S RECORD WHEN**

Game decided by 10 pts or less	2-2
Leading at halftime	3-1
Trailing at halftime	0-4
Tied at halftime	0-0
Went into overtime	0-0
Leading by 10 or more points	2-0
Shot FG 50% or better	2-0
Shot FG less than 50%	1-5
Shot FG less than 40%	1-3
Shot FG 40% or better	1-2
Holding opponent under 60 pts	2-0
Scoring 30-39 points	0-0
Scoring 40-49 points	0-1
Scoring 50-59 points	1-2
Scoring 60-69 points	1-2
Scoring 70-79 points	0-0
Scoring 80-89 points	0-0
Scoring 90-100 points	0-0
Scoring over 100 points	1-0
Outrebounding opponent	2-0
Being outrebounded	1-5
Tied in rebounding	0-0
Have fewer TOs than opponent	2-2
Committing 15 or less TOs	3-1

**SCORING BENCHMARKS**
**GAMES WITH 10 OR MORE POINTS IN 17-18**

Dominique Toussaint	6
Jocelyn Willoughby	4
Aliyah Huland El	3
J'Kyra Brown	2
Felicia Aiyeotan	2
Lauren Moses	1

**GAMES WITH 10 OR MORE REBOUNDS IN 17-18**

Lauren Moses	2
Felicia Aiyeotan	1

**DOUBLE DOUBLES IN 17-18**

Felicia Aiyeotan	1
Lauren Moses	1

	<b>VIRGINIA HIGHS</b>	<b>OPPONENT HIGHS</b>
Points	103 vs CCSU 11/12	74 vs Duquesne 11/26
FG Made	43 vs CCSU 11/12	26 vs Georgia 11/16
FG Attempts	78 vs CCSU 11/12	68 vs Georgia 11/16
FG %	.551 (43-78) vs CCSU 11/12	.397 (2x)
3FG Made	8 (2x)	11 vs Hampton 11/21
3FG Attempts	22 vs Duquesne 11/26	33 vs CCSU 11/12
Free Throws Made	13 (2x)	19 vs Duquesne 11/26
Free Throw Attempts	23 vs Harvard 11/25	23 vs CCSU
Free Throw %	.833 (5-6) at Dayton 11/19	.875 (2x)
Rebounds	47 vs CCSU 11/12	53 at Dayton 11/19
Assists	19 vs CCSU 11/12	17 vs Georgia 11/16
Steals	13 vs CCSU 11/12	14 at Miss St 11/10
Blocked Shots	10 vs Maryland 11/29	8 at Miss St 11/10
Turnovers	23 at Miss St 11/10	23 at Dayton 11/19
Fouls	23 vs Duquesne 11/26	21 vs Harvard 11/16

	<b>VIRGINIA LOWS</b>	<b>OPPONENT LOWS</b>
Points	46 at Dayton 11/19	48 vs Harvard 11/25
FG Made	16 vs Harvard 11/25	17 vs CCSU 11/12
FG Attempts	48 at Miss St 11/10	47 vs Harvard 11/25
FG %	.258 (16-62) vs Harvard 11/25	.309 (17-55) vs CCSU 11/12
3FG Made	3 at Miss St 11/10	4 vs Harvard 11/25
3FG Attempts	9 at Miss St 11/10	15 vs Maryland 11/29
3FG %	.238 (5-21) vs Harvard	.200 (5-25) at Dayton 11/19
Free Throws Made	5 (2x)	7 vs Georgia 11/16
Free Throw Attempts	6 at Dayton 11/19	8 vs Georgia 11/16
Free Throw %	.529 (9-17) vs CCSU 11/12	.600 (9-15) vs Hampton 11/21
Rebounds	32 vs Hampton 11/21	35 (3x)
Assists	7 at Miss St 11/10	9 vs Harvard 11/25
Steals	4 vs Duquesne 11/26	2 vs CCSU 11/12
Blocked Shots	3 vs Georgia 11/16	1 (2x)
Turnovers	9 vs CCSU 11/12	13 vs Hampton 11/21
Fouls	13 vs Georgia 11/16	14 (2x)

	<b>VIRGINIA INDIVIDUAL HIGHS</b>	<b>OPPONENT INDIVIDUAL HIGHS</b>
Points	19 Willoughby vs CCSU	25 Omogrosso vs Duquesne
FG Made	8 Willoughby vs CCSU	8 Vivians at Miss St
FG Attempts	18 Toussaint (2x)	18 Vojinovic vs Duquesne
FG %	.833 (5-6) Huland EI vs CCSU	.667 (6-9) Patterson vs CCSU
3FG Made	4 Huland EI vs Duquesne	5 (2x)
3FG Attempts	10 Huland EI vs Duquesne	11 Finney-Smith vs Hampton
3FG Percentage	2-3 (2x)	3-3 Confroy vs Maryland
		.714 (5-7) Patterson vs CCSU
FT Made	6 Toussaint at Miss St	8 Omogrosso vs Duquesne
FT Attempts	8 Moses vs Harvard	10 (2x)
FT Percentage	6-7 Toussaint at Miss St	6-6 Vojinovic vs Duquesne
Rebounds	11 Moses vs Maryland	15 Cannon vs Duquesne
Assists	6 Toussaint vs Hampton	9 Cole vs Georgia
Steals	5 Willoughby at Dayton	4 Morrison vs Georgia
Blocked Shots	6 Aiyeotan vs Maryland	4 Boehm vs Harvard
Turnovers	8 Toussaint at Miss St	5 (multiple)



## **VIRGINIA INDIVIDUALS**

- **Two UVA players with double-doubles in the same game:** vs Coppin State 11/13/16 (Moses 15-10r, Huland EI 12-10a, Aiyeotan 23-12r)
- **Four players in double figures:** vs CCSU 11/12/17 (Willoughby 19, Toussaint 17, Huland EI 13, Aiyeotan 12)
- **Five Players in double figures:** vs Coppin State 11/13/16 (Willoughby 21, Moses 15, Huland EI 12, Brown 18, Aiyeotan 23)
- **Six players in double figures:** vs Norfolk State 11/16/15 (Randolph 17, Moses 12, Brown 11, Venson 10, Mason 10, Huland EI 10, Jones 10)
- **Seven players in double figures:** vs Norfolk State 11/16/15 (Randolph 17, Moses 12, Brown 11, Venson 10, Mason 10, Huland EI 10, Jones 10)
- **Zero players in double figures:** at Dayton, 11/19/17
- **Every Cavalier player scored:** vs CCSU 11/12/17
- **Scored 20 points:** 25, Jocelyn Willoughby at St. Joseph's, 3/17/17
- **Scored 25 points:** 25, Jocelyn Willoughby at St. Joseph's, 3/17/17
- **Scored 30 points:** 34, Monica Wright vs. Green Bay, 03/21/10
- **Scored 40 points:** \*\*48, Mimi Kennedy at North Carolina, 01/15/98
- **A non-starter scored 20 or more points:** 23, Felicia Aiyeotan vs Coppin State 11/13/16
- **Two or more Hoos scored 20 or more points in the same game:** vs Coppin State (Willoughby 21, Aiyeotan 23)
- **Perfect from the field (5 attempts):** 7-7, Imovbioh vs Louisville 03/01/15
- **Perfect at FT line (10 attempts):** 11-11, Monica Wright vs North Carolina, 02/15/10
- **Perfect at FT line (9 attempts):** 9-9, Lauren Moses at Richmond 11/16/16
- **Perfect at FT line (8 attempts):** 9-9, Lauren Moses at Richmond 11/16/16
- **Had 20 Free throw attempts:** \*\*20, Brandi Teamer at Wake Forest, 1/6/05
- **Had 15 rebounds:** 15, Lauren Moses at Boston College 2/14/16
- **Had 20 rebounds:** 24, Sarah Imovbioh vs Ohio State 11/14/14
- **Had 10 assists:** 10, Aliyah Huland EI vs Coppin State 11/13/16
- **Had 6 steals:** 6, Jocelyn Willoughby at Georgia 12/19/16
- **Blocked 5 shots:** 6, Felicia Aiyeotan vs Maryland 11/29/17

## **VIRGINIA TEAM**

- **UVA ranked in AP Top 25:** #22, 11/21/12
- **UVA ranked USA Today Top 25:** #22, 3/8/10
- **Played AP No. 1 team:** #1 Duke, L 79-58, 3/2/07
- **Defeated AP No. 1 team:** #1 Maryland, 75-74, 2/11/92
- **Defeated AP Top 10 team:** #4 Florida State 60-51, 2/16/17
- **Defeated AP Top 25 team:** #4 Florida State 60-51, 2/16/17

## **FIELD GOAL SHOOTING**

- **Shot 50 percent:** .500 (26-52) vs Hampton, 11/21/17
- **Shot 60 percent:** .623 (33-53) vs Georgia Tech, 3/02/08
- **Shot 70 percent:** \*\*.700 (42-60) at Wake Forest, 1/07/87
- **Made 40-49 field goals:** 40 vs. Coppin State, 11/13/16
- **Made 50 field goals:** \*\*54 vs Cleveland State, 11/29/95
- **Attempted 60-69 FG:** 63 vs vs Nebraska, 11/26/16
- **Attempted 70-79 FG:** 72 vs Coppin State, 11/13/16
- **Attempted 80 FG:** 85 at NC State, 2/10/11

## **THREE-POINT SHOOTING**

- **Shot 50 percent:** .500 (9-18) vs Louisville 01/05/17
- **Shot 60 percent:** .667 (6-9) vs Miami 01/03/16
- **Shot 70 percent:** .750 (6-8) vs Louisville 03/01/15
- **Shot 80 percent:** .857 (6-7) vs St. John's, 03/19/88
- **Made 10 three-pt. field goals:** 10 at Clemson 2/01/15
- **Attempted 20 three-pt. FG:** 21 (made 5) vs Nebraska (11/26/16)

## **FREE THROW SHOOTING**

- **Shot 80 percent:** .813 (13-16) vs Notre Dame 3/2/17
- **Shot 90 percent:** .900 (18-20) vs Virginia Tech, 01/26/17
- **Shot 100 percent:** 2-2 at Duke, 2/4/16
- **Made 20 free throws:** 21 vs Pitt 01/24/16
- **Made 30 free throws:** 30 vs. North Carolina, 02/20/14
- **Attempted 30 FT:** 33 vs Louisville 03/01/15
- **Attempted 40 FT:** 44 vs. Indiana, 11/26/09
- **Attempted 50 FT:** \*\*54 at Wake Forest, 01/6/05

## **SCORING**

- **Scored 80 points:** 103 vs CCSU, 11/12/17
- **Scored 90 points:** 103 vs CCSU, 11/12/17
- **Scored 100 points:** 103 vs CCSU, 11/12/17

## **REBOUNDING**

- **Had 50 rebounds:** 50 vs Coppin State 11/13/16
- **Had 60 rebounds:** 63 at Alabama, 12/21/12
- **Had 70 rebounds:** \*\*77 vs. Rider, 12/19/96

## **ASSISTS**

- **Had 20 assists:** 25 vs Coppin State, 11/13/16
- **Had 30 assists:** \*\*37 vs. Cleveland State, 11/29/95

## **STEALS**

- **Had 15 steals:** 15 at BGSU, 12/04/16
- **Had 20 steals:** 22 vs UMES, 12/17/13
- **Had 25 steals:** 26 vs. Clemson, 02/12/12
- **UVA forced 30 turnovers:** 31 at Wake, 01/10/16
- **UVA committed 30 turnovers:** 32 at Alabama, 12/21/12

## **MISCELLANEOUS**

- **UVA in OT:** W, 60-57 vs Wake Forest, 2/12/17
- **UVA in 2OT:** L, 73-70 at Alabama, 12/21/12
- **UVA in 3OT:** W, 105-100 at North Carolina, 01/15/98
- **UVA shot 60% from the floor in first half:** .619 (26-42) vs CCSU 11/12/17
- **UVA shot 60% from the floor in second half:** .608 (14-23) vs UIC 12/16/16
- **UVA shot less than 20% from floor first half:** .192 (5-26) at Maryland, 12/06/12
- **UVA shot less than 30% from floor first half:** .200 (7-35) vs Harvard, 11/25/17
- **UVA shot less than 30% from floor 2nd half:** .294 (10-34) vs Duquesne, 11/26/17
- **UVA scored less than 15 points in first half:** 13 at Florida State, 01/8/06
- **UVA held opp to less than 15 points first half:** 14 vs Wake Forest 3/2/17
- **UVA held opp to less than 15 points second half:** 11 vs Virginia Tech, 01/26/17
- **UVA held opp to less than 10 points first half:** 6 vs. Norfolk State, 12/28/12
- **UVA held opponent to less than 30 points:** 23 vs. Norfolk State, 12/28/12
- **UVA failed to make at least one three-pointer:** 0-10 vs. Kansas State, 11/29/13
- **Opponent failed to make at least one three-pointer:** 0-9 at Louisville, 01/18/15

\*\*school record



1

**BRIANNA  
TINSLEY**


Freshman • Guard • 5-7  
St. Anne's-Belfield  
Madison, Va.



2

**JAE'LISA  
ALLEN**


Senior • Forward • 6-2  
White Hall High  
Pine Bluff, Ark.



3

**LAUREN  
MOSES**


Senior • Forward • 6-2  
Rancocas High  
Mount Holly, N.J.



4

**DOMINIQUE  
TOUSSAINT**

Sophomore • Guard • 5-9  
Christ the King  
Staten Island, N.Y.



5

**KHYASIA  
CALDWELL**

Freshman • Guard • 5-5  
Pocono Mountain East  
Pocono Summit, Pa.



10

**J'KYRA  
BROWN**

R-Senior • Guard • 5-11  
Rocky Mount HS  
East Carolina Univ.  
Rocky Mount, N.C.



13

**JOCELYN  
WILLOUGHBY**

Sophomore • Forward • 6-0  
Newark Academy  
East Orange, N.J.



14

**LISA  
JABLONOWSKI**


Sophomore • Forward • 6-3  
Lycee des Garcons  
Ernster, Luxembourg



20

**AMANDINE  
TOI**


Freshman • Guard • 5-10  
INSEP Academy  
Paris, France



23

**ALIYAH  
HULAND EL**


Senior • Guard • 6-1  
Randolph High  
Randolph, N.J.



30

**FELICIA  
AIYEOTAN**

Center • Sophomore • 6-9  
Blair Academy (N.J.)  
Lagos, Nigeria



32

**MONÉ  
JONES**

Forward • Junior • 6-2  
Riverside High  
Durham, N.C.



35

**SHAKYNA  
PAYNE**

Forward • R-Soph • 6-1  
SW Atlanta Christian Acad.  
Acworth, Ga.



**JOANNE  
BOYLE**

Head Coach  
Seventh Season



**TIM  
TAYLOR**

Assistant Coach  
Ninth Season



**LA'KESHIA  
FRETT MEREDITH**

Assistant Coach  
Fifth Season



**KATHERINE  
GRAHAM**

Assistant Coach  
Second Season



**SARAH  
HOLSINGER**

Asst. AD/Operations  
Seventh Season