



2018-19 FACT BOOK

VIRGINIA BASKETBALL



VIRGINIASPORTS.COM

   [UVAWOMENSHOOPS](https://www.instagram.com/UVAWOMENSHOOPS)



CONTENTS

- 1 Quick Facts
- 2-3 2018-19 Roster
- 4 Head Coach Tina Thompson
- 5 Assistant Coaches
- 6-14 2018-19 Player Bios

LOOKING BACK AT 2017-18

- 15 Final Results
- 16-21 Final Statistics
- 22-30 2017-18 Box Scores

ACC HISTORY

- 31-32 ACC Tournament History
- 33-35 All-Time ACC Honors

POSTSEASON

- 36-38 NCAA Tournament History
- 39-43 NCAA Final Four Teams

HISTORY AND HONORS

- 44-45 Academic All-Americans
- 46-47 Virginia's All-Americans
- 47 Retired Numbers and Jerseys
- 48-51 All-Time Honors and Accolades

RECORDS

- 52-54 Scoring Records
- 55 Field Goal Records
- 56 3-Point Field Goal Records
- 57 Free Throw Records
- 58 Assists, Blocks and Steals
- 59 Rebounding Records
- 60-61 Year-By-Year Statistics
- 62 Home Attendance

HISTORICAL RESULTS

- 63-70 All-Time Results
- 71-72 Series Records
- 73-75 Series vs 2018-19 Opponents
- 76 In-Season Tournaments
- 77 All-Time Upsets
- 78 All-Time National Rankings
- 79 All-Time Cavalier Coaches

- 80 Administration
- 82 Covering the Cavaliers
- 83 2018-19 Schedule

QUICK FACTS

UNIVERSITY OF VIRGINIA

Location: Charlottesville, Va. 22904
 Founded: 1819 by Thomas Jefferson
 Enrollment: 23,883 (16,673 undergraduate)
 President: James E. Ryan
 Athletics Director: Carla Williams
 Faculty Athletics Rep.: Carrie Heilman
 Nicknames: Cavaliers, Wahoos, 'Hoos
 Mascot: Cavalier
 Colors: Navy and Orange
 Song: "Good Old Song"

JOHN PAUL JONES ARENA INFORMATION

Facility (Capacity): 14,593
 First Year of Operation: 2006
 Largest Attendance Figure (WBB): 11,895 (11/22/09 vs. Tennessee)
 UVA's Overall Record in Facility: 117-38
 First Event in Facility: 11/12/06 vs. Old Dominion (WBB)
 First Official UVA Contest Played in Facility: 11/12/06 vs. Old Dominion (WBB)
 First Official UVA Victory in Facility: 11/12/06 vs. Old Dominion (WBB)
 In-game Press Row Phone Number: 434-962-0579

COACHING INFORMATION

Head Coach: Tina Thompson (Southern California '97)
 Record At Virginia (Career Record): 0-0/1st season (0-0/1st season)
 Associate Head Coach Karleen Thompson
 Assistant Coaches..... La'Keshia Frett Meredith
 Jama Sharp
 Director of Women's Basketball Operations: Anna Cho
 Assistant Director of Women's Basketball Operations: Jimmy Yu
 Director of Community Relations & Communications..... Fran Harris
 Director of Scouting & Video Services Breyana Mason
 Video Coordinator: Andrew Yates
 Athletic Trainer..... Craig Oates
 Strength & Conditioning Coach..... Morgan Foster

VIRGINIA TEAM INFORMATION

First Year: 1974
 All-Time Record: 915-455 (46th year)
 All-Time ACC Record 360-219
 ACC Tournament Record: 37-38
 2017-18 Record and ACC Finish: 19-14, 10-6 ACC (T-6th)
 2017-18 ACC Tournament: Third Round
 2017-18 Postseason: NCAA Second Round
 NCAA Appearances/Last: 25/2018
 Postseason Record: 48-34
 NCAA Tournament Record: 34-25
 WNIT Record: 14-9
 Starters Returning/Lost: 4/1
 Lettermen Returning/Lost: 8/3
 Newcomers: 3

MEDIA RELATIONS

Director: Jim Daves
 Assistant Director, WBB Contact: Melissa Dudek
 Media Relations Office Phone: (434) 982-5500
 Dudek's Cell Phone/ Direct Office Line : (434) 962-0579
 Dudek's email Address: mdudek@virginia.edu
 Office Fax: (434) 982-5525
 Media Relations Mailing: P.O. Box 400853, Charlottesville, VA 22904-4853
 Overnight Package Delivery: 295 Massie Road, Charlottesville, VA 22903



2018-19 ROSTER

NUMERICAL

NO.	NAME	POS.	HT.	CLASS	HOMETOWN / PREVIOUS SCHOOL
1	Brianna Tinsley	Guard	5-7	So.	Madison, Va./St. Anne's-Belfield
4	Dominique Toussaint	Guard	5-9	Jr.	Staten Island, N.Y./Christ the King
5	Khyasia Caldwell	Guard	5-5	So.	Pocono Summit, Pa./Pocono Mountain East
10	Dani Lawson	Forward	6-2	So.	Cleveland, Ohio/Hathaway Brown High/Purdue
13	Jocelyn Willoughby	G/F	6-0	Jr.	East Orange, N.J./Newark Academy
14	Lisa Jablonowski	Forward	6-3	Jr.	Ernster, Luxembourg/Lycees des Garcons
20	Erica Martinsen	Guard	5-9	Fr.	Clarence, N.Y./IMG Academy
23	Amandine Toi	Guard	5-11	R-Fr.	Paris, France / INSEP Academy
30	Felicia Aiyeeotan	Center	6-9	Jr.	Lagos, Nigeria/Blair Academy (N.J.)
32	Moné Jones	Forward	6-3	Sr.	Durham, N.C./Riverside
35	Shakyna Payne	Forward	6-3	Jr.	Acworth, Ga./Southwest Atlanta Christian Academy

ALPHABETICAL

NO.	NAME	POS.	HT.	CLASS	HOMETOWN / PREVIOUS SCHOOL
30	Felicia Aiyeeotan	Center	6-9	Jr.	Lagos, Nigeria/Blair Academy (N.J.)
5	Khyasia Caldwell	Guard	5-5	So.	Pocono Summit, Pa./Pocono Mountain East
4	Lisa Jablonowski	Forward	6-3	Jr.	Ernster, Luxembourg/Lycees des Garcons
32	Moné Jones	Forward	6-3	Sr.	Durham, N.C./Riverside
10	Dani Lawson	Forward	6-2	So.	Cleveland, Ohio/Hathaway Brown High/Purdue
20	Erica Martinsen	Guard	5-9	Fr.	Clarence, N.Y./IMG Academy
35	Shakyna Payne	Forward	6-3	Jr.	Acworth, Ga./Southwest Atlanta Christian Academy
1	Brianna Tinsley	Guard	5-7	So.	Madison, Va./St. Anne's-Belfield
23	Amandine Toi	Guard	5-11	R-Fr.	Paris, France / INSEP Academy
4	Dominique Toussaint	Guard	5-9	Jr.	Staten Island, N.Y./Christ the King
13	Jocelyn Willoughby	G/F	6-0	Jr.	East Orange, N.J./Newark Academy

HEAD COACH: Tina Thompson (Southern California '97), 1st Year at Virginia

ASSOCIATE HEAD COACH: Karleen Thompson (Southern California '97), 1st year at Virginia

ASSISTANT COACH: La'Keshia Frett Meredith (Georgia '97), 6th year at Virginia

ASSISTANT COACH: Jama Sharp (Stetson '15), 1st year at Virginia

PRONUNCIATION GUIDE

Felicia Aiyeeotan	eye-OH-tahn
Khyasia Caldwell	KIE-Asia
Lisa Jablonowski	LEE-zuh YOB-lo-NOW-skee
Shakyna Payne	shuh-KYE-nuh
Amandine Toi	Ah-mah-DEEN TWAH
Dominique Toussaint	too-SAWNT
La'Keshia Frett Meredith	Lah-KEE-shah


BROADCAST ROSTER



1

**BRIANNA
TINSLEY**


Sophomore • Guard • 5-7
St. Anne's-Belfield
Madison, Va.



4

**DOMINIQUE
TOUSSAINT**

Junior • Guard • 5-9
Christ the King
Staten Island, N.Y.



5

**KHYASIA
CALDWELL**

Sophomore • Guard • 5-5
Pocono Mountain East
Pocono Summit, Pa.



10

**DANI
LAWSON**

Sophomore • Forward • 6-2
Hathaway Brown/Purdue
Cleveland, Ohio



13

**JOCELYN
WILLOUGHBY**

Junior • Forward • 6-0
Newark Academy
East Orange, N.J.



14

**LISA
JABLONOWSKI**

Sophomore • Forward • 6-3
Lycee des Garcons
Ernster, Luxembourg



20

**ERICA
MARTINSEN**

Freshman • Guard • 5-9
IMG Academy
Clarence, N.Y.



23

**AMANDINE
TOI**

R-Freshman • Guard • 5-10
INSEP Academy
Paris, France



30

**FELICIA
AIYEOTAN**

Junior • Center • 6-9
Blair Academy (N.J.)
Lagos, Nigeria



32

**MONÉ
JONES**

Senior • Forward • 6-2
Riverside High
Durham, N.C.



35

**SHAKYNA
PAYNE**

R-Junior • Forward • 6-1
SW Atlanta Christian Acad.
Acworth, Ga.



**TINA
THOMPSON**

Head Coach
First Season




**KARLEEN
THOMPSON**

Associate Head Coach
First Season



**LA'KESHIA
FRETT MEREDITH**

Assistant Coach
Sixth Season



**JAMA
SHARP**

Assistant Coach
First Season



HEAD COACH TINA THOMPSON

On April 16, 2018, Tina Thompson was named the fifth head coach in Virginia women's basketball program history.

Thompson came to Virginia after serving on the coaching staff at Texas for three seasons. Prior to entering the coaching profession, Thompson had a college and professional career that gained her entry into the Naismith Memorial Basketball Hall of Fame as a member of the 2018 induction class as well as being enshrined in the Women's Basketball Hall of Fame.

Thompson's background is one of the most impressive in the history of women's basketball. She retired as the all-time leading scorer in WNBA history, a two-time Olympic gold medalist, a four-time WNBA champion and was the first player drafted in the history of the WNBA.

Thompson joined Karen Aston's staff at Texas in May of 2015 as an assistant coach. She was promoted to associate head coach last September. During her tenure at Texas, she focused on the development of the Longhorns forwards and post players. Texas recorded a 28-7 record in 2017-18, reaching NCAA Sweet 16 in Kansas City. The Longhorns went 84-21 (.800) during her three seasons in Austin. The 2016-17 Texas team reached the Sweet 16 of the NCAA Tournament and the 2015-16 squad compiled a 31-5 mark on the way to a NCAA Elite Eight appearance.

Thompson arrived at Texas after a trailblazing career in the WNBA, in which she began as the first ever number one overall draft pick in the 1997 inaugural season and ended as the league's all-time leading scorer in 2013.

Throughout her 17-year professional playing career, Thompson was a four-time WNBA champion with the Houston Comets (1997, 1998, 1999, 2000), a member of the WNBA All-Decade team, an eight-time All-WNBA team selection, a nine-time WNBA All-Star and the WNBA All-Star MVP in 2000.

After 12 seasons in Houston, the Los Angeles native returned to her hometown in 2009 as a member of the Los Angeles Sparks. She became the WNBA's all-time leading scorer on August 8, 2010, scoring her 6,264th career point to pass Lisa Leslie -- a former teammate of Thompson's for one season in college and one season with the Los Angeles Sparks.

Thompson ended her professional career with the Seattle Storm in 2013 as the league's all-time leading scorer with 7,488 points in 496 games played (15.1 ppg), a mark that stood until it was eclipsed by Diana Taurasi in 2017.

On the international level, Thompson has won two Olympic Gold Medals as a member of Team USA in 2004 (Athens) and 2008 (Beijing). She has also participated in other professional leagues overseas. Following the 2001 WNBA season, she played for Rovereto Basket in Italy and in 2003 she joined the Kumho Falcons of the Women's Korea Basketball League (WKBL). In 2006 and 2007, she played for Spartak Moscow Region (Euro league) and in 2010 for the MCM Targoviste in Romania, winning championships in Russia, Korea and Romania.

In her first year in Austin, Thompson was heavily involved in the development of senior center Imani Boyette, who earned honorable mention All-America honors from both the Associated Press and the Women's Basketball Coaches Association. In 2015-16, Boyette became the first player in program history to reach the combined milestone of 1,000



career points, 1,000 career rebounds and 200 career blocks. Boyette was the fourth player in school history to be drafted in the first round of the WNBA Draft, going to the Chicago Sky with the 10th overall pick in 2016. Thompson was also responsible for the development of Kelsey Lang who was a 2016-17 All-Big 12 Honorable Mention selection, earned CoSIDA Academic All-District honoree and top-30 finalist for the prestigious Senior CLASS Award. Lang finished her UT career fifth all-time in games played (138), sixth in blocked shots (190) and 36th in scoring (1,086).

In 2018, Texas saw Ariel Atkins taken as the No. 7 selection by the Washington Mystics during the WNBA Draft. This was a very proud moment for Thompson as she saw Ariel's dreams come into fruition, those long hours the two spent in the gym truly had paid off.

Thompson played collegiately at the University of Southern California (1993-1997) where she helped USC compile a 77-37 record and three NCAA tournament appearances (1994, 1995, 1997), including an Elite Eight appearance in 1994.

A three-time All-Pac 10 selection at USC, Thompson was a second-team All-American as a senior in 1997. She finished fifth on USC's career lists in scoring (2,248 points) and (1,168 rebounds).

Thompson graduated from USC in 1997 with a degree in sociology and a minor in psychology. Thompson was born in Los Angeles as one of five siblings -- and has two brothers and two sisters. She has one son, Dyllan, who was born in 2005.

ASSISTANT COACHES



LA'KESHIA FRETT MEREDITH



La'Keisha Frett Meredith joined the coaching staff in July of 2013. The former All-American and four-time All-SEC honoree at Georgia works primarily with the Cavalier post players.

As a professional basketball player, Frett Meredith played seven seasons in the WNBA, including making three appearances in the Western Conference Finals, after a two-year stint in the American Basketball League. Frett Meredith retired from the WNBA to take a full-time coaching position at her alma mater, serving as an assistant coach for Georgia from 2005-11. She then served as the Lady Bulldogs' director of basketball operations for two seasons.

In 1997, Frett Meredith was a first-round draft pick in the ABL, where she played two seasons for the Philadelphia Rage. After the ABL folded, she was drafted by the Los Angeles Sparks, beginning a seven-year WNBA career that included playing for the Sparks (1999-00), the Sacramento Monarchs (2001-03), the Charlotte Sting (2004) and the New York Liberty (2004-05). All but one of the teams reached the playoffs, including trips to the Western Conference Finals in 1999, 2000 and 2003. She also played overseas in Hungary, Israel, South Korea and Spain.

As a player, Frett Meredith enjoyed remarkable success at the prep, collegiate and professional levels. She earned 1993 National Prep Player of the Year honors and then helped lead Georgia to back-to-back Final Four appearances and consecutive SEC titles. Within the professional ranks, her teams advanced to the WNBA playoffs in six of her seven seasons in the league.

While at Georgia, Frett Meredith was the 1994 SEC Freshman of the Year and was named All-SEC by league coaches each of her four years, earning first-team recognition as a sophomore, junior and senior. She was a Naismith All-America pick as a junior and earned All-America recognition from Naismith, the U.S. Basketball Writers Association and the Associated Press (third team) as a senior in 1997. Frett Meredith helped lead Georgia to a combined 98-27 (.784) record from 1993-97. Frett Meredith scored 1,980 points in her Bulldog career, ranking sixth on the career scoring list, and ranked eighth with 842 rebounds.

Frett Meredith was a three-time All-American at Phoebus High School and then headlined one of the most celebrated recruiting classes in women's hoops history that featured five of USA Today's top-20 prospects in the nation. Frett Meredith and her classmates Kedra Holland-Corn and Tracy Henderson went on to become three of the top-15 overall picks in the 1997 ABL Draft, the first draft conducted when professional women's basketball emerged in the U.S. following the 1996 Atlanta Olympics.

Frett Meredith grew up in Hampton, Va. and still the holds the Virginia High School League records for the most career points by either a male or female high school player (3,290). The Phoebus High School grad also held state records for most career rebounds (1,556), highest scoring average in a season (32.9) and was ranked as high as second in career steals (452), second in career blocked shots (336) and second in career scoring average (28.1).

Frett Meredith received her bachelor's degree in consumer economics from Georgia in 1997

KARLEEN THOMPSON



Karleen Thompson was named the associate head coach of the Cavaliers in July of 2018.

Thompson is a coaching veteran in the WNBA with the Houston Comets, Los Angeles Sparks and most recently with the Atlanta Dream. She has also served as an assistant coach at Clemson from 2010-13.

Thompson served as the head coach and general manager of the Houston Comets from two seasons from 2007-08, promoted to that position after serving as an assistant coach with the Comets the two prior seasons. Before coaching with the Comets, Thompson spent eight years in the Los Angeles Sparks organization. She joined the Sparks in 1997. In 2004, she served as interim co-head coach following the mid-season departure of Cooper to join the staff of the Denver Nuggets of the NBA. She helped guide the Sparks to an 11-3 record over the final 14 games of the regular season, clinching the league's best overall mark (25-9). Thompson helped the Sparks to WNBA titles in 2001 and 2002 and served as an assistant on the Western Conference All-Star for two seasons (2002, 2003). She was also an assistant coach for the WNBA Select Team that captured second place in the FIBA Women's World Cup 2003 which was held in Samara, Russia.

Thompson served as assistant coach and defensive coordinator at Clemson for three seasons from 2010-13, before returning to the WNBA as the associate head coach of the Atlanta Dream from 2013-17.

Thompson is a 1997 graduate of the University of Southern California where she lettered in basketball for two seasons on a Trojan team that alongside Tina Thompson. She began her collegiate career at Contra Costa College in Northern California, where she was a Kodak All-American and later earned a spot in the Junior College Hall of Fame.

She is the mother of two daughters, Ayesha and Keisha, and a very proud "Nana" of identical twin grandsons, Tyler and Kameron.

JAMA SHARP



Jama Sharp joined the Virginia women's basketball staff as the director of scouting and video services in May of 2018 and was promoted to assistant coach in September of that same year. Sharp previously spent two seasons at Texas, serving as the women's basketball video coordinator. Sharp joined Texas women's basketball staff from Florida, where she had served as the women's basketball program's assistant video coordinator.

The former two-time Atlantic Sun All-Conference selection, Sharp played basketball for four seasons at Stetson University, where she was named the 2015 Female Athlete of the Year. The former point guard played in 133 career games with 98 starts, scoring 1,261 career points, which ranks 12th all-time in Stetson history. She finished her career as one of only two players in school history with more than 1,000 points, 400 assists and 250 steals. Sharp graduated cum laude in 2015 with a bachelor of business degree in sport business.



30 FELICIA AIYEOTAN



6-9 • Junior • Center
Lagos, Nigeria
Blair Academy, N.J.

2017-18

- ACC All-Defensive Team, the fifth Virginia player to earn the accolade, joining Renee Robinson (a member of the inaugural team in 2000), LaTonya Blue (2004-05), Monica Wright (2008, 10) and Lexie Gerson (2012, 14)
- Finished the season as the ACC leader in blocked shots (2.09 pg) and ranked 11th in rebounding (6.9 pg)
- Seven double-doubles
- Her 69 blocked shots is the fourth-highest single-season total in program history. She has 123 blocked shots in her career, tied for fourth most in the UVA record book
- Was the tallest active player in NCAA women's basketball this season. The next tallest is Sara Hamson of BYU at 6-7. Nancy Mulkey of Rice is also 6-9, but she is a sophomore transfer from Oklahoma and is sitting out the season
- Started 27 of 33 games, averaging 7.4 points per game with seven double-doubles
- Made her first career start at Mississippi State (11/10)
- Had her second career double-double against Central Connecticut with 12 points and 10 rebounds (11/12)
- Came off the bench to score 10 points with six rebounds and six blocked shots in the game against Maryland, going 5-of-7 from the field (11/29)
- Had a career-high 14 rebounds with 10 points in 22 minutes against Ohio (12/17)
- Back-to-back double-doubles against Pitt and Syracuse to start ACC play. Added a third double-double against Clemson, giving her three in the first four ACC contests of 2018
- Scored a then- season-high 15 points with 13 rebounds at Florida State (2/8) only to top it a week later with 17 points and 11 rebounds against Notre Dame
- Scored 16 points on 8-of-11 shooting in the NCAA Tournament first-round victory over Cal (3/16)

2016-17

- Ranked third in the ACC in blocked shots
- Her 53 blocked shots this season is seventh in the Virginia record book for blocked shots in a single season. The Virginia freshman record is held by DeMya Walker who blocked 68 in her rookie campaign in 1996. Aiyetan had blocked shots this season than the entire team did in 2013-14
- Made her collegiate debut in season-opener against Middle Tennessee, scoring four points with four blocks in four minutes (11/11)
- Came off the bench to log a double-double with 23 points and 12 rebounds in 22 minutes against Coppin State (11/13)
- Made her first seven field goal attempts against UIC, going 8-of-9 overall for 16 points in 16 minutes (12/16)
- Scored 10 points in 11 minutes at Syracuse (1/2)
- Scored 10 points with five rebounds and six blocked shots in ACC Tournament game against Wake Forest (3/2)



HIGH SCHOOL/CLUB

- Played her senior season at Blair Academy (N.J.), averaging 14.0 points per game
- Mid-Atlantic Prep League First-Team All-League
- NJISAA First-Team All-Prep
- As a junior at Neumann Goretti High in Philadelphia, Pa., won the national title with the team going 30-0 and finishing as the top-ranked high school team in the country
- Rated as the No. 87 overall prospect and No. 14 at her position by ProspectNation and No. 15 among all 2016-17 centers by ESPN HoopGurlz
- Played on the Nigerian U16 National Team

PERSONAL

- Daughter of Wemimo and Moses Aiyetan
- Has a older brother, Remi, and a younger brother, Segun

AIYEOTAN CAREER STATISTICS

Year	G-GS	Min/Avg	FG-FGA	Pct.	3FG-A	Pct.	FT-FTA	Pct.	O-D	T	Avg.	Pf-DQ	Ast	TO	Blk	St	Pts	Avg
2016-17	33-0	411/12.5	65-125	.520	0-0	.000	21-32	.656	42-79	121	3.7	28-0	14	39	54	4	151	4.6
2017-18	33-27	738/22.4	112-217	.516	0-0	.000	21-41	.512	74-153	227	6.9	46-0	23	59	69	7	245	7.4
TOTAL	66-27	1149/17.4	177-342	.518	0-0	.000	42-73	.575	116-232	348	5.3	74-0	37	98	123	11	396	6.0

5 KHYASIA CALDWELL



5-5 • Sophomore • Guard
Pocono Summit, Pa.
Pocono Mountain East

AT VIRGINIA 207-18

- Is a two-sport athlete at UVA, also competing for the track & field team in the spring during outdoor season
- Appeared in 14 games, scoring 13 points
- Made her collegiate debut at Mississippi State, scoring two points and grabbing a steal in two minutes on the court (11/10)
- Scored four points in four minutes against Manhattan (12/21)
- In track, was the ACC runner-up in the long jump, capturing a mark of 6.10m (20'0.25") for second place and earning All-ACC honors
- Ranks 10th in school history in the long jump at 6.12m (20' 1")

HIGH SCHOOL

- Four-year varsity letter winner in basketball at Pocono Mountain East High School
- Earned Second Team All-Conference honors her freshman season, tying her school record for single-game rebounding with 23 in one contest
- First Team All-Conference her sophomore and senior seasons
- Junior season was named the Pocono Record Girl's Basketball Player of the Year
- Reached the 1,000 career point mark her senior year while averaging 14 points, 7.4 assists and 9 rebounds per game
- Also competed in track: Three-time PIAA State Champion in the long jump
- Holds school records in four events: the 100 (12.14), 200 (24.54), 400 (57.94) and long jump (20-5), and owns the long jump record in both the Eastern Pennsylvania Conference and District 11

PERSONAL

- Daughter of Veronica Caldwell
- Has three brothers: Khyree, Khyliil and Khyon



CALDWELL CAREER STATISTICS

Year	G-GS	Min/Avg	FG-FGA	Pct.	3FG-A	Pct.	FT-FTA	Pct.	O-D	T	Avg.	Pf-DQ	Ast	TO	Blk	St	Pts	Avg
2017-18	14-0	37/2.6	5-12	.417	1-2	.500	2-4	.500	1-1	2	0.1	13-0	1	2	0	1	13	0.9



14 LISA JABLONOWSKI



6-3 • Junior • Forward
Ernster, Luxembourg
Lycee des Garcons

2017-18

- Appeared in all 33 games with two starts
- Averaged 2.3 points and 2.9 rebounds per game, shooting 42.7 percent
- Started the game at Dayton (11/19); made her second start of the season at Virginia Tech (2/11)
- Had five assists and six rebounds in the win over North Carolina (1/25) and followed with a five-rebound performance in 11 minutes on the floor at Georgia Tech (1/28)

2016-17

- Made her collegiate debut in the season-opener against Middle Tennessee, scoring four points with four rebounds in 11 minutes
- Had a game-high six rebounds in 13 minutes against Rutgers (11/20)
- Made her first career start against Wake Forest (2/12), starting the final nine games of the season
- Had a team-high eight rebounds in the upset win over No. 4 FSU (2/16)

HIGH SCHOOL/CLUB

- Named Sportswoman of the Year, the most prestigious award in Luxembourg, for her performance in the 2014-15 season
- Helped lead her Amicale Steinsel team to the 2016 National Championship of Luxembourg
- Voted to the 2016 Luxembourgish League All-Star Game roster
- Was named the Eurobasket.com Player of the Week (Nov. 9, 2015) after scoring 21 points with nine rebounds and four assists in a victory over Sparta
- A three-time MVP of the U16 and U18 divisions, she helped her team win the Luxembourg Cup in 2014 and guided them to second place finishes in the U14, U16 and U18 championships.

PERSONAL

- Daughter of Przemyslaw and Kerstin Jablonowski
- Has a younger brother, Jan
- Is fluent in English, German, French and Luxembourgish



JABLONOWSKI CAREER STATISTICS

Year	G-GS	Min/Avg	FG-FGA	Pct.	3FG-A	Pct.	FT-FTA	Pct.	O-D	T	Avg.	Pf-DQ	Ast	TO	Blk	St	Pts	Avg
2016-17	32-9	521/16.3	34-80	.425	4-15	.267	6-17	.353	45-38	83	2.6	27-0	22	29	8	30	78	2.4
2017-18	33-2	582/17.6	32-75	.427	3-18	.167	8-16	.500	34-63	97	2.9	31-0	39	30	6	20	75	2.3
TOTAL	65-11	1103/17.0	66-155	.426	7-33	.212	14-33	.424	79-101	180	2.8	58-0	61	59	14	50	153	2.4

32 MONÉ JONES



6-3 • Senior • Forward
Durham, N.C.
Riverside High School

AT VIRGINIA 2017-18

- Missed 10 games, beginning with Hampton (11/21), with a foot injury. Dressed for the Syracuse game (12/31), but did not play. Returned to action against Clemson (1/7)
- Appeared in 15 games, averaging 8.0 minutes per game

2016-17

- Missed the first eight games of the season with a leg injury
- Made her season debut against UIC, scoring 3 points in 12 minutes (12/16)
- Scored nine points in 18 minutes against MDES (12/21)

2015-16

- Appeared in 33 games with one start, scoring 98 points
- Made her collegiate debut at Middle Tennessee, scoring six points with five rebounds in 24 minutes
- Had her first double-digit scoring effort against Norfolk State with 10 points on 3-of-3 shooting
- Pulled in seven rebounds against NJIT (12/5)
- Scored eight points at Florida State (1/21)
- Made her first collegiate start against Virginia Tech

HIGH SCHOOL

- Averaged 11.7 points, 6.5 rebounds, 1.3 assists, 1.1 steals and 3.1 blocks per game in four years at Riverside High School
- PAC 6 All-Conference and All-State team honors
- Named to the North Carolina/South Carolina All-Star Game roster
- McDonald's High School All-America nominee
- Was also a middle hitter for three years for the RHS volleyball team, earning PAC 6 All-Conference honors

PERSONAL

- Parents are Bobby Jones Jr. and Sherai Jones
- Has an older brother, Jordan
- Drama major



JONES CAREER STATISTICS

Year	G-GS	Min/Avg	FG-FGA	Pct.	3FG-A	Pct.	FT-FTA	Pct.	O-D	T	Avg.	Pf-DQ	Ast	TO	Blk	St	Pts	Avg
2015-16	33-1	572/17.3	37-101	.366	0-3	.000	24-32	.750	30-57	87	2.6	69-2	21	43	19	18	98	3.0
2016-17	25-0	243/9.7	12-38	.316	4-12	.333	12-15	.800	8-13	21	0.8	20-1	3	13	2	5	40	1.6
2017-18	15-0	120/8.0	3-16	.188	0-0	.000	2-4	.500	4-2	6	0.4	6-0	6	5	1	1	8	0.5
TOTAL	73-1	935/12.8	52-155	.335	4-15	.267	38-51	.745	42-72	114	1.6	95-3	30	61	22	24	146	2.0



35 SHAKYNA PAYNE



6-3 • Junior • Forward
Acworth, Ga.
Southwest Atlanta Christian Academy

AT VIRGINIA 2017-18

- Appeared in six games, scoring five points with six rebounds
- Scored her first career points against Central Connecticut (11/12)
- Grabbed three rebounds against CCSU (11/12) and Ohio (12/17)

2016-17

- Appeared in five games
- Made her collegiate debut in the South Point Shootout game against Nebraska, playing seven minutes

2015-16

- Missed the entire season with a leg injury, redshirted

HIGH SCHOOL

- Played four years of varsity basketball, playing three years at Etowah before finishing her senior year at Southwest Atlanta Christian Academy
- Was an honorable mention All-County player in 2011 before earning second-team honors in 2012 and then being named to the first-team in 2013
- 2014 Atlanta Journal Constitution All-State Class A Second Team
- Scored over 1,100 points in her prep career, averaging 12.6 points per game as a junior and 14.2 points with 7.3 rebounds per game her senior season
- Also played two years of varsity volleyball at Etowah as a middle blocker

PERSONAL

- Daughter of Damita Payne



PAYNE CAREER STATISTICS

Year	G-GS	Min/Avg	FG-FGA	Pct.	3FG-A	Pct.	FT-FTA	Pct.	O-D	T	Avg.	Pf-DQ	Ast	TO	Blk	St	Pts	Avg
2015-16	INJURED																	
2016-17	5-0	19/3.8	0-4	.000	0-0	.000	0-2	.000	0-2	2	0.4	1-0	0	1	1	0	0	0.0
2017-18	6-0	30/5.0	2-6	.333	0-0	.000	1-2	.500	2-4	6	1.0	7-0	0	4	0	1	5	0.8
TOTAL	11-0	49/4.5	2-10	.200	0-0	.000	1-4	.250	2-6	8	0.7	8-0	0	5	1	1	5	0.5

1 BRIANA TINSLEY



5-7 • Sophomore • Guard
Madison, Va.
St. Anne's-Belfield

AT VIRGINIA 2017-18

- Played in all 33 games, making 28 starts, averaging 19.8 minutes per game
- Averaged 4.1 points and 1.7 rebounds per game
- Made her collegiate debut at Mississippi State, grabbing two rebounds in her first two minutes on the floor. Finished the game with seven points and two rebounds (11/10)
- Made her first career start at Dayton (11/19)
- Scored a season-high 10 points against North Carolina (1/25); followed with eight points and a season-high five rebounds at Georgia Tech (1/28)

HIGH SCHOOL

- Two-time Scrimmage Play area Player of the Year
- Three-time First Team All-Central Virginia Team
- Three-time First Team VISAA Division I All-State
- Four-time All-LIS selection
- Competed in ASSIST Women's 2017 National All-American Senior High School Basketball All Star Game
- Averaged 15.2 points, 3.9 assists, 3.9 steals and 3.4 rebounds per game in her four-year career, averaging 17.8 points her senior season
- Also ran track, 200m Conference/State Champion
- 100m Conference/State Runner Up

PERSONAL

- Mother is Vanessa Strother, who played basketball and softball at Averret University, and step dad is David Strother
- Father is Rafael Waller, who was on the baseball team at Averret University



TINSLEY CAREER STATISTICS

Year	G-GS	Min/Avg	FG-FGA	Pct.	3FG-A	Pct.	FT-FTA	Pct.	O-D	T	Avg.	Pf-DQ	Ast	TO	Blk	St	Pts	Avg
2017-18	33-28	653/19.8	43-133	.323	24-70	.343	24-33	.727	9-47	56	1.7	48-0	50	62	1	14	134	4.1



4 DOMINIQUE TOUSSAINT




5-9 • Junior • Guard
Staten Island, N.Y.
Christ the King

AT VIRGINIA 2017-18

- Honorable mention in All-ACC voting
- VaSID All-State Second Team
- Finished the season as the team's leading scorer, averaging 11.4 points per game
- Also led the team in assists with 122. Ranked 10th in the ACC in assists per game (3.7)
- Opened the season by scoring a team-high 17 points at Mississippi State (11/10) and followed with another 17-point game against Central Connecticut (11/12)
- Scored a team-high 18 points against Georgia (11/16)
- Scored five baskets and had six assists in the win over Hampton (11/21)
- Scored 12 points with six rebounds and six assists at Florida State (2/8)
- Flirted with a triple-double against Miami with 18 points, nine rebounds and seven assists while also grabbing four steals (2/18)
- Scored 14 points with five assists in the ACC Tournament victory over Georgia Tech (3/1)
- Scored 10 points in the NCAA Tournament first-round victory over Cal, followed by a 16-point game against South Carolina in the second round, going a combined 5-of-11 from three-point range in the tournament

2016-17

- ACC All-Freshman Team
- Third among ACC freshmen in points per game (9.5)
- Was in the starting lineup for her collegiate debut, scoring 16 points with five rebounds against Middle Tennessee (11/11)
- Was named to the Cavalier Classic All-Tournament Team after scoring a team-high 17 points in the finale against Dayton (12/29)
- Named the ACC Rookie of the Week (Feb. 6) after scoring a team-high 16 points in the Cavaliers' overtime win against Georgia Tech, scoring UVA's final eight points of the first quarter, keying the Cavaliers to a 19-14 lead at the first break. Added another 10 points against Duke, leading the Cavaliers in scoring for the second-straight game
- Hit the game-tying three-pointer at the buzzer to send the Syracuse game into overtime (1/5)
- Scored 16 points in the victory at Clemson (1/19)
- Scored career-high 19 points, including 12 in OT, in the win over Wake (2/12)
- Led the team in scoring in the upset of No. 4 FSU with 14 points, eight coming in the fourth quarter
- Scored 10 pts with 5 reb in ACC Tourney win over Wake (3/2)



HIGH SCHOOL/CLUB

- 2016 Miss New York Basketball
- 2016 Gatorade New York State Girls' Basketball Player of the Year
- Named to the Jordan Brand Classic 2016 All-American Girls' team, competing for the East squad
- Averaged 19.7 points, 6.8 rebounds, 3.5 assists and 2.7 steals per game in her senior season at Christ the King
- 2015 Queens Player of the Year, MSG Tri-State Second Team and CHSAA Sportsmanship Player of the Year
- Competed at the 2016 USA Basketball Women's U18 National Team Trials in May of 2016 as well as the 2013 U16 and 2014 U17 trials
- ESPN-W's No. 48 overall recruit and No. 12 at her position and ranked at No. 25 by Prospect Nation in the 2016 class

PERSONAL

- Daughter of Kirstie Toussaint and Richard Toussaint
- Has an older sister, Janelle, and a younger sister, Olivia

TOUSSAINT CAREER STATISTICS

Year	G-GS	Min/Avg	FG-FGA	Pct.	3FG-A	Pct.	FT-FTA	Pct.	O-D	T	Avg.	Pf-DQ	Ast	TO	Blk	St	Pts	Avg
2016-17	31-30	808/26.1	113-288	.392	25-82	.305	44-59	.746	19-82	101	3.3	77-2	74	96	4	42	295	9.5
2017-18	33-32	983/29.8	135-356	.379	46-147	.313	60-82	.732	10-107	117	3.5	89-2	122	101	3	37	376	11.4
TOTAL	64-62	1791/28.0	248-644	.385	71-229	.310	104-141	.738	29-189	218	3.4	166-4	196	197	7	79	671	10.5

13 JOCELYN WILLOUGHBY



6-0 • Junior • Guard
East Orange, N.J.
Newark Academy

AT VIRGINIA

- Appointed as a non-voting, student-athlete member of the NCAA Division I Women's Basketball Oversight Committee. Her tenure runs through her senior season
- Meriwether Lewis Institute for Citizen Leadership Fellow (Class of 2020 cohort)
- In living on the Lawn during the 2018-19 academic year

2017-18

- All-ACC Academic Team, second time earning the honor
- Started all 33 games for the Cavaliers; was the only player to start every game this season; has started every game of her career
- Third on the team in scoring with 9.6 points per game and second in rebounding at 5.4 per game
- Scored a team-high 19 points in the win over Central Connecticut and followed that with a 17-point performance against Georgia (11/16)
- Scored 11 points in 22 minutes against UNCG, going 5-of-7 from the field (12/2)
- Led team with 14 points at Rutgers (12/4)
- Scored 18 points on 7-of-9 shooting with 11 rebounds for her first double-double of the season at BC (1/11); followed that with a second straight double-double at Duke with 11 points and 10 rebounds
- Scored eight points with 10 rebounds (including six O-boards) at FSU (2/8)
- Went 6-for-6 from the free throw line in the fourth quarter to seal the victory over Cal (3/16). Was 10-of-10 in the NCAA Tournament from the free throw line
- Played 35 minutes in each of the two NCAA Tournament games, scoring 13 points with six rebounds against Cal and six points with seven rebounds against South Carolina

2016-17

- ACC All-Freshman Team; ACC All-Academic Team
- Second among ACC freshmen in rebounding (6.2 per game) and leads the conference rookies in steals per game (1.7 per game, 55 overall)
- Third among ACC freshmen in scoring at 9.2 points per game
- Became the first freshman to lead UVA in rebounding since Brandi Teamer in 2002 and the first freshman guard to do so since Chrissy Reese in 1980
- Only player on the 2016-17 team to have two 20-point games in the season
- Was in the starting lineup for her collegiate debut against Middle Tennessee, scoring 13 points with a game-high nine rebounds (11/11)
- Started the Coppin State game going 8-of-8, scoring all 21 of her points in the first half (11/13)



- Had her first career double-double with 10 points and 10 rebounds against St. John's (11/25)
- Had her second double-double of the season at Georgia, with 13 points and 10 rebounds while also grabbing a season-high six steals (12/19)
- MVP of the Cavalier Classic Tournament with a combined 27 points, 10 rebounds, five assists, three blocks and two steals in the two games (12/29)
- Named the ACC Rookie of the Week (Jan. 30) Willoughby helped lead the Cavaliers on both the offensive and defensive ends of the floor against No. 19/21 Virginia Tech and No. 8/9 Notre Dame. Willoughby led the team in scoring in both games, including scoring 18 points in the 76-27 win over Virginia Tech, going 6-of-8 from the floor and 6-of-7 from the stripe against the Hokies
- Scored team-high 17 points in ACC Tourney win over Wake (3/2)
- Scored a career-high 25 points in WNIT win at Saint Joseph's, scoring nine crucial points in the fourth quarter (3/17)

HIGH SCHOOL/CLUB

- 2016 Gatorade New Jersey Girl's Basketball Player of the Year
- 2016 MaxPreps All-America Fourth Team
- Two-time First Team All-State and All-County
- Averaged 21.9 points, 12.8 rebounds, 3.9 blocks, 3.8 assists and 3.1 steals per contest her senior season
- Became the first player at Newark Academy I to score 1,000 career points, doing so in her sophomore season.
- As a freshman and sophomore, she helped lead Newark to two-straight seasons with 21-or-more wins and back-to-back Prep B girls' basketball state titles.
- Ranked the No. 8 wing in her class and No. 47 player overall by ESPN-W and No. 5 at her position and No. 28 overall by Prospects Nation

WILLOUGHBY CAREER STATISTICS

Year	G-GS	Min/Avg	FG-FGA	Pct.	3FG-A	Pct.	FT-FTA	Pct.	O-D	T	Avg.	Pf-DQ	Ast	TO	Blk	St	Pts	Avg
2016-17	33-33	987/29.9	109-288	.378	8-39	.205	98-132	.742	71-133	204	6.2	110-8	55	94	13	55	324	9.8
2017-18	33-33	961/29.1	114-282	.404	25-56	.446	63-74	.851	57-122	179	5.4	93-5	32	66	8	42	316	9.6
TOTAL	66-66	1948/29.5	223-570	.391	33-95	.347	161-206	.782	128-255	383	5.8	203-13	87	160	21	97	640	9.7



NEWOCMER BIOS

10 DANI LAWSON



6-2 • Sophomore • Forward
Cleveland, Ohio
Hathaway Brown

AT PURDUE

- Appeared in five games at Purdue in 2017-18 before missing the rest of the year after knee surgery in January
- Scored her first career bucket in the season-opener at Central Michigan

HIGH SCHOOL/CLUB

- Four-year varsity letterwinner for Hathaway Brown High School, surpassing 1,000 career points for the Blazers, becoming just the fifth player in school history to do so
- Led Hathaway Brown to an Ohio High School Division II State Runner-Up finish
- 2017 Cleveland.com Second Team All-Star
- Averaged 14 points, 13 rebounds, 2.3 blocks and 1.8 steals per game in 2015-16, leading her team to a regional championship and state championship appearance
- Named 2015-16 First Team All-Northeast District and a Cleveland.com All-Star
- Ranked 20th in the class at her position by ESPN Hoop Gurlz

20 ERICA MARTINSEN



5-9 • Freshman • Guard
Clarence, N.Y.
IMG Academy

HIGH SCHOOL

- Played three years at Williamsville East High before finishing her senior year at IMG Academy
- Eclipsed 1,000 career points as a sophomore and reached the 2,000 point mark in her Senior Day game
- Two-time Western New York High School Player of the Year, averaging 32 points per game as a sophomore and 22 points per game as a freshman
- After setting the school record for most points in a game with 45, she later broke that record with 50 points in a game. Martinsen also owns the records for most three-pointers in a game (8) and most three's in a season (99)
- Also played with the New Jersey Sparks Nike Elite Youth Basketball League

PERSONAL

- Parents are Lynda and Gregg Martinsen
- Has two older brothers, Brett and Kyle, and an older sister, Shannon

23 AMANDINE TOI



5-10 • R-Freshman • Guard
Paris, France
INSEP Academy

AT VIRGINIA 2017-18

- Sustained an injury to her left knee in November and missed the entire season

HIGH SCHOOL/CLUB

- Member of the French U19 Junior National Team
- Competed at the 2017 U19 FIBA Women's Basketball World Cup in Italy, finishing in fifth place
- Previously played on the French U16 (2014) and U18 National Teams (2015-16)
- Honorable mention 2017 Eurobasket.com All-French Team
- Competed at Women's A-Division U16 European Championships

PERSONAL

- Mother is Jocelyne Toi
- Has a younger sister, Maeva Delabarthe



2017-18 RESULTS



RECORD:	OVERALL	HOME	AWAY	NEUTRAL
ALL GAMES	19-14	10-6	5-6	4-2
CONFERENCE	10-6	5-3	5-3	0-0
NON-CONFERENCE	7-6	5-3	0-3	2-0
POSTSEASON	2-2	0-0	0-0	2-2

Date	UVA. Rank	Opponent	Score	W/L	Rec.	ACC	Attend.	High Scorer	High Reb.	Opp. High Scr
11/10	RV	at #7 Mississippi St	68-53	L	0-1	0-0	6811	Toussaint 17	Aiyeotan 7	Vivians 22
11/12	RV	CENTRAL CONN	103-59	W	1-1	0-0	3306	Willoughby 19	Aiyeotan 10	Patterson 19
11/16	RV	GEORGIA	64-61	L	1-2	0-0	3170	Toussaint 18	FA, JB, AHE 7	Robinson 15
11/19	RV	at Dayton	61-46	L	1-3	0-0	1866	DT, JW 9	Aiyeotan 6	Scaife 17
11/21		HAMPTON	66-62	W	2-3	0-0	2546	Willoughby 15	Willoughby 6	Finney-Smith
11/25		HARVARD	50-48	W	3-3	0-0	2838	Moses 13	Moses 10	KB, MR 11
11/26		DUQUESNE	74-63	L	3-4	0-0	2846	Huland EI 17	Moses 6	Omogrosso 25
11/29		#15 MARYLAND	60-59	L	3-5	0-0	3082	Toussaint 18	Moses 11	SJ, KC 13
12/02		UNCG	68-50	W	4-5	0-0	2642	Brown 15	Aiyeotan 9	Soliman 15
12/04		at Rutgers	52-43	L	4-6	0-0	1368	Willoughby 14	Aiyeotan 11	Scaife 22
12/17		vs Ohio	77-59	W	5-6	0-0	200	Huland EI 17	Aiyeotan 14	Burke 14
12/18		vs Indiana	82-72	WOT	6-6	0-0	150	Brown 24	Huland EI 10	Buss 28
12/21		MANHATTAN	69-47	W	7-6	0-0	2383	Moses 16	Aiyeotan 9	Grimme 15
12/28		PITT	62-50	W	8-6	1-0	2822	Toussaint 16	Aiyeotan 10	Rodriguez 17
12/31		RV SYRACUSE	68-63	W	9-6	2-0	2979	Huland EI 15	Aiyeotan 10	Mangakahia 20
01/04		RV NC State	73-63	W	10-6	3-0	1801	Brown 18	FA/FB 5	Hawkins 14
01/07		CLEMSON	70-41	W	11-6	4-0	3995	Willoughby 16	Aiyeotan 10	Carter 12
01/11		at BC	68-57	W	12-6	5-0	1065	Willoughby 18	Willoughby 11	Bolden-Morris
01/14		at #16 Duke	55-48	L	12-7	5-1	3856	Huland EI 14	Willoughby 10	Brown 14
01/21		VIRGINIA TECH	61-52	W	13-7	6-1	4212	AHE, DT 14	JW, FA 8	Emery 18
01/25	RV	NORTH CAROLINA	82-70	W	14-7	7-1	2971	Huland EI 19	Moses 9	Bailey 21
01/28	RV	at Georgia Tech	62-56	W	15-7	8-1	1601	Huland EI 21	FA/BT/LM/LJ 5	Pan 16
02/01	RV	#4 Louisville	77-41	L	15-8	8-2	2877	Huland EI 9	Aiyeotan 7	Durr 21
02/08		at #12 Florida St	77-62	L	15-9	8-3	2843	Aiyeotan 15	Aiyeotan 13	Thomas 20
02/11		at Virginia Tech	64-62	W	16-9	9-3	2733	DT/JB 15	DT/JB/AHE 5	Emery 32
02/15		#5 NOTRE DAME	83-69	L	16-10	9-4	3038	JB/FA 17	Aiyeotan 11	Ogunbowale 27
02/18		MIAMI	77-62	L	16-11	9-5	3890	Toussaint 18	Toussaint 9	Davenport 19
02/22		at #4 Louisville	51-39	L	16-12	9-6	8434	Moses 10	Willoughby 11	Durr 13
02/25		at Wake Forest	48-41	W	17-12	10-6	786	Toussaint 17	Toussaint 6	Campbell 13
03/01		vs Georgia Tech	60-58	W	18-12	10-6		Huland EI 19	Moses 9	Pan 25
03/02		vs #5 Notre Dame	83-47	L	18-13	10-6		Huland EI 13	LM, JW 5	Mabrey 24
03/16		vs California	68-62	W	19-13	10-6		Aiyeotan 16	FA, JW 6	Smith 20
03/18		vs #7 S Carolina	66-56	L	19-14	10-6	10037	DT, JB 16	Willoughby 7	Wilson 25



2017-18 SEASON STATS

2018-19 FACT BOOK

2017-18 Virginia Women's Basketball Virginia Combined Team Statistics (as of Mar 18, 2018) All games

RECORD:	OVERALL	HOME	AWAY	NEUTRAL
ALL GAMES	19-14	10-6	5-7	4-1
CONFERENCE	10-6	5-3	5-3	0-0
NON-CONFERENCE	9-8	5-3	0-4	4-1

#	Player	gp-gs	min	Total		3-Point		F-Throw		Rebounds				pf	dq	a	to	blk	stl	pts	avg	
				fg-fga	fg%	3fg-fga	3fg%	ft-fa	ft%	off	def	tot	avg									
04	Dominique Toussaint	33-32	983	29.8	135-356	.379	46-147	.313	60-82	.732	10	107	117	3.5	89	2	122	101	3	37	376	11.4
23	Aliyah Huland El	33-28	882	26.7	117-283	.413	44-122	.361	54-65	.831	36	70	106	3.2	67	0	45	58	26	27	332	10.1
13	Jocelyn Willoughby	33-33	961	29.1	114-282	.404	25-56	.446	63-74	.851	57	122	179	5.4	93	5	32	66	8	42	316	9.6
10	J'Kyra Brown	33-6	947	28.7	106-285	.372	56-160	.350	47-64	.734	16	100	116	3.5	55	1	80	77	3	26	315	9.5
30	Felicia Aiyetotan	33-27	738	22.4	112-217	.516	0-0	.000	21-41	.512	74	153	227	6.9	46	0	23	59	69	7	245	7.4
03	Lauren Moses	31-9	648	20.9	83-201	.413	0-2	.000	56-82	.683	69	79	148	4.8	72	3	27	41	17	41	222	7.2
01	Brianna Tinsley	33-28	653	19.8	43-133	.323	24-70	.343	24-33	.727	9	47	56	1.7	48	0	50	62	1	14	134	4.1
14	Lisa Jablonowski	33-2	582	17.6	32-75	.427	3-18	.167	8-16	.500	34	63	97	2.9	31	0	39	30	6	20	75	2.3
02	Jae'Lisa Allen	6-0	44	7.3	4-9	.444	0-0	.000	1-2	.500	2	3	5	0.8	4	0	2	2	1	2	9	1.5
05	Khyasia Caldwell	14-0	37	2.6	5-12	.417	1-2	.500	2-4	.500	1	1	2	0.1	13	0	1	2	0	1	13	0.9
35	Shakyna Payne	6-0	30	5.0	2-6	.333	0-0	.000	1-2	.500	2	4	6	1.0	7	0	0	4	0	1	5	0.8
32	Mone Jones	15-0	120	8.0	3-16	.188	0-0	.000	2-4	.500	4	2	6	0.4	6	0	6	5	1	1	8	0.5
Team											67	71	138									
Total.....		33	6625	756-1875		.403	199-577	.345	339-469	.723	381	822	1203	36.5	531	11	427	518	135	219	2050	62.1
Opponents.....		33	6625	738-1906		.387	205-650	.315	339-491	.690	401	784	1185	35.9	529	-	388	489	98	266	2020	61.2

TEAM STATISTICS	VA	OPP	Date	Opponent	Score	Att.
SCORING	2050	2020	11/10/17	at Mississippi State	L 53-68	6811
Points per game	62.1	61.2	11/12/17	CENTRAL CONNECTICUT	W 103-59	3306
Scoring margin	+0.9	-	11/16/17	GEORGIA	L 61-64	3170
FIELD GOALS-ATT	756-1875	738-1906	11/19/17	at Dayton	L 46-61	1866
Field goal pct	.403	.387	11/21/17	HAMPTON	W 66-62	2546
3 POINT FG-ATT	199-577	205-650	11/25/17	HARVARD	W 50-48	2838
3-point FG pct	.345	.315	11/26/17	DUQUESNE	L 63-74	2846
3-pt FG made per game	6.0	6.2	11/29/17	MARYLAND	L 59-60	3082
FREE THROWS-ATT	339-469	339-491	12/02/17	UNCG	W 68-50	2642
Free throw pct	.723	.690	12/2/17	at Rutgers	L 43-52	1368
F-Throws made per game	10.3	10.3	12/17/17	vs Ohio	W 77-59	200
REBOUNDS	1203	1185	12/18/17	vs Indiana	Wot 82-72	150
Rebounds per game	36.5	35.9	12/21/17	MANHATTAN	W 69-47	2383
Rebounding margin	+0.5	-	* 12/28/17	PITTSBURGH	W 62-50	2822
ASSISTS	427	388	* 12/31/17	SYRACUSE	W 68-63	2979
Assists per game	12.9	11.8	* 1/4/18	at NC State	W 73-63	1801
TURNOVERS	518	489	* 01/07/18	CLEMSON	W 70-41	3995
Turnovers per game	15.7	14.8	* 1/11/18	at Boston College	W 68-57	1065
Turnover margin	-0.9	-	* 1-14-18	at #16/18 Duke	L 48-55	3856
Assist/turnover ratio	0.8	0.8	* 01/21/18	VIRGINIA TECH	W 61-52	4212
STEALS	219	266	* 01/25/18	NORTH CAROLINA	W 82-70	2971
Steals per game	6.6	8.1	* 1/28/18	at Georgia Tech	W 62-56	1601
BLOCKS	135	98	* 02/01/18	LOUISVILLE	L 41-77	2877
Blocks per game	4.1	3.0	* 02/08/18	at Florida State	L 62-77	2843
ATTENDANCE	49597	43551	* 02/11/18	at Virginia Tech	W 64-62	2733
Home games-Avg/Game	16-3100	12-3600	* 02/15/18	NOTRE DAME	L 69-83	3038
Neutral site-Avg/Game	-	5-70	* 02/18/18	MIAMI	L 62-77	3890
			* 2/22/18	at LOUISVILLE	L 39-51	8434
			* 02/25/18	at Wake Forest	W 48-41	786
			03/01/18	vs Georgia Tech	W 60-58	0
			03/02/18	vs Notre Dame	L 47-83	0
			03/16/18	vs California	W 68-62	0
			03/18/18	at South Carolina	L 56-66	10037

2017-18 ACC STATS



2017-18 Virginia Women's Basketball Virginia Combined Team Statistics (as of Feb 25, 2018) Conference games only

RECORD:	OVERALL	HOME	AWAY	NEUTRAL
ALL GAMES	10-6	5-3	5-3	0-0
CONFERENCE	10-6	5-3	5-3	0-0
NON-CONFERENCE	0-0	0-0	0-0	0-0

#	Player	gp-gs	min	avg	Total		3-Point		F-Throw		Rebounds				a	to	blk	stl	pts	avg		
					fg-fga	fg%	3fg-fga	3fg%	ft-fa	ft%	off	def	tot	avg							pf	dq
04	Dominique Toussaint	16-16	477	29.8	61-165	.370	21-72	.292	34-42	.810	5	58	63	3.9	47	2	64	49	2	15	177	11.1
23	Aliyah Huland El	16-15	452	28.3	56-147	.381	17-59	.288	25-30	.833	17	34	51	3.2	32	0	23	27	12	12	154	9.6
13	Jocelyn Willoughby	16-16	473	29.6	51-130	.392	14-34	.412	35-40	.875	31	70	101	6.3	40	1	16	36	3	22	151	9.4
10	J'Kyra Brown	16-0	450	28.1	50-140	.357	25-75	.333	25-35	.714	8	48	56	3.5	25	0	33	37	2	15	150	9.4
30	Felicia Aiyetotan	16-16	366	22.9	57-103	.553	0-0	.000	9-17	.529	35	79	114	7.1	18	0	11	27	28	5	123	7.7
03	Lauren Moses	16-0	305	19.1	42-97	.433	0-1	.000	25-38	.658	34	38	72	4.5	42	3	12	19	6	15	109	6.8
01	Brianna Tinsley	16-16	341	21.3	26-68	.382	16-39	.410	16-21	.762	6	20	26	1.6	26	0	19	34	0	7	84	5.3
14	Lisa Jablonowski	16-1	259	16.2	12-31	.387	1-8	.125	2-4	.500	12	32	44	2.8	10	0	19	17	5	10	27	1.7
05	Khyasia Caldwell	4-0	11	2.8	1-2	.500	0-0	.000	0-0	.000	0	0	0	0.0	5	0	0	1	0	0	2	0.5
32	Mone Jones	9-0	59	6.6	0-5	.000	0-0	.000	2-4	.500	3	1	4	0.4	1	0	1	1	1	0	2	0.2
35	Shakyna Payne	2-0	7	3.5	0-1	.000	0-0	.000	0-0	.000	0	0	0	0.0	1	0	0	0	0	0	0	0.0
Team											27	33	60				8					
Total.....		16	3200		356-889	.400	94-288	.326	173-231	.749	178	413	591	36.9	247	6	198	256	59	101	979	61.2
Opponents.....		16	3200		364-930	.391	90-285	.316	157-231	.680	183	374	557	34.8	260	-	179	221	39	129	975	60.9

TEAM STATISTICS	VA	OPP	Date	Opponent	Score	Att.
SCORING	979	975	* 12/28/17	PITTSBURGH	w 62-50	2822
Points per game	61.2	60.9	* 12/31/17	SYRACUSE	w 68-63	2979
Scoring margin	+0.3	-	* 1/4/18	at NC State	w 73-63	1801
FIELD GOALS-ATT	356-889	364-930	* 01/07/18	CLEMSON	w 70-41	3995
Field goal pct	.400	.391	* 1/11/18	at Boston College	w 68-57	1065
3 POINT FG-ATT	94-288	90-285	* 1-14-18	at #16/18 Duke	L 48-55	3856
3-point FG pct	.326	.316	* 01/21/18	VIRGINIA TECH	w 61-52	4212
3-pt FG made per game	5.9	5.6	* 01/25/18	NORTH CAROLINA	w 82-70	2971
FREE THROWS-ATT	173-231	157-231	* 1/28/18	at Georgia Tech	w 62-56	1601
Free throw pct	.749	.680	* 02/01/18	LOUISVILLE	L 41-77	2877
F-Throws made per game	10.8	9.8	* 02/08/18	at Florida State	L 62-77	2843
REBOUNDS	591	557	* 02/11/18	at Virginia Tech	w 64-62	2733
Rebounds per game	36.9	34.8	* 02/15/18	NOTRE DAME	L 69-83	3038
Rebounding margin	+2.1	-	* 02/18/18	MIAMI	L 62-77	3890
ASSISTS	198	179	* 2/22/18	at LOUISVILLE	L 39-51	8434
Assists per game	12.4	11.2	* 02/25/18	at Wake Forest	w 48-41	786
TURNOVERS	256	221	* - Conference game			
Turnovers per game	16.0	13.8				
Turnover margin	-2.2	-				
Assist/turnover ratio	0.8	0.8				
STEALS	101	129				
Steals per game	6.3	8.1				
BLOCKS	59	39				
Blocks per game	3.7	2.4				
ATTENDANCE	26784	23119				
Home games-Avg/Game	8-3348	8-2890				
Neutral site-Avg/Game	-	0-0				

Score by Periods	1st	2nd	3rd	4th	Totals
Virginia	255	237	242	245	979
Opponents	247	226	252	250	975



POINTS-REBOUNDS-ASSISTS

2018-19 FACT BOOK

OPPONENT	AIYEOTAN	ALLEN	BROWN	CALDWELL	HULAND EL	JABLONOWSKI
at Miss St	4-7-0	DNP	4-4-0	2-0-0	6-0-0	5-3-0
CENT CONN	12-10-0	3-2-1	8-4-2	5-2-1	13-1-2	4-6-1
GEORGIA	8-7-1	DNP	1-7-2	0-0-0	9-7-2	0-3-0
at Dayton	5-6-0	DNP	8-5-1	0-0-0	8-3-1	0-3-2
HAMPTON	2-3-0	DNP	6-3-2	DNP	10-2-2	4-3-1
HARVARD	6-7-2	DNP	3-1-0	DNP	8-5-4	2-6-1
DUQUESNE	2-5-2	DNP	15-4-2	0-0-0	17-4-0	6-4-2
MARYLAND	10-6-0	DNP	11-1-4	DNP	9-1-1	0-1-0
UNCG	8-9-1	4-0-1	15-6-4	0-0-0	13-3-2	2-4-2
at Rutgers	6-11-1	0-0-0	13-6-3	0-0-0	3-4-2	2-4-2
vs Ohio	10-14-0	2-2-0	14-5-6	0-0-0	17-3-1	6-3-1
vs Indiana	10-3-2	DNP	24-4-2	DNP	7-10-1	2-5-2
MANHATTAN	7-9-0	0-1-0	8-3-4	4-0-0	7-2-2	8-3-2
PITTSBURGH	10-10-1	DNP	9-2-1	DNP	10-2-0	4-3-1
SYRACUSE	12-10-3	INJ	12-6-3	DNP	15-5-2	2-0-0
at NC State	4-5-0	INJ	18-5-2	DNP	13-4-1	3-3-2
CLEMSON	10-10-2	INJ	5-1-3	2-0-0	8-2-3	2-5-1
at Boston College	6-4-0	INJ	12-7-1	DNP	7-2-2	2-5-0
at Duke	2-6-1	INJ	7-2-2	DNP	14-3-3	2-1-0
VIRGINIA TECH	4-8-0	DNP	6-5-3	DNP	14-4-0	0-1-3
UNC	6-5-0	DNP	11-3-0	DNP	19-2-2	0-6-5
at Georgia Tech	8-5-2	DNP	9-3-4	DNP	21-3-1	0-5-1
LOUISVILLE	8-7-0	DNP	8-2-3	0-0-0	9-6-0	0-0-1
at Florida State	15-13-1	DNP	3-2-2	0-0-0	13-5-0	2-1-0
at Virginia Tech	6-4-0	DNP	15-5-0	DNP	5-5-2	0-2-1
NOTRE DAME	17-11-1	DNP	17-4-3	DNP	2-3-2	2-2-2
MIAMI	9-8-0	DNP	11-2-4	0-0-0	0-2-1	2-1-0
at Louisville	2-3-0	DNP	5-3-2	DNP	4-1-1	4-4-1
at Wake Forest	4-5-0	DNP	3-3-0	DNP	0-2-3	2-5-1
vs Georgia Tech	8-3-0	DNP	3-2-3	DNP	19-2-0	0-1-0
vs Notre Dame	6-3-2	DNP	5-1-4	0-0-0	13-4-0	2-3-0
vs Cal	16-6-0	DNP	11-2-7	DNP	12-1-1	2-0-4
vs S Carolina	2-4-1	DNP	16-2-1	DNP	7-3-1	3-1-0

OPPONENT	JONES	MOSES	PAYNE	TINSLEY	TOUSSAINT	WILLOUGHBY
at Miss State	0-0-2	2-3-1	DNP	7-2-1	17-6-3	6-6-0
CENT CONN	6-0-2	9-6-2	4-3-0	3-4-3	17-2-3	19-4-2
GEORGIA	0-0-0	5-0-1	DNP	3-1-1	18-3-5	17-2-0
at Dayton	0-1-1	7-5-0	DNP	0-1-0	9-2-4	9-5-1
HAMPTON	INJ	9-5-0	DNP	6-1-0	14-3-6	15-6-0
HARVARD	INJ	13-10-0	DNP	1-1-0	5-3-2	12-8-1
DUQUESNE	INJ	3-6-1	DNP	3-2-3	11-2-1	6-4-2
MARYLAND	INJ	3-11-2	DNP	0-2-2	18-2-2	8-7-1
UNCG	INJ	INJ	0-0-0	4-1-3	11-4-1	11-2-1
at Rutgers	INJ	INJ	DNP	5-1-0	2-0-0	14-2-1
vs Ohio	INJ	7-5-0	1-3-0	3-3-5	13-6-5	4-3-2
vs Indiana	INJ	14-0-1	DNP	5-4-4	12-3-4	8-2-1
MANHATTAN	INJ	16-4-0	0-0-0	8-1-2	5-4-5	6-4-1
PITTSBURGH	INJ	4-7-0	DNP	5-1-1	16-4-7	4-9-0
SYRACUSE	DNP	5-2-1	DNP	5-3-1	9-5-6	8-1-0
at NC State	DNP	9-3-0	DNP	5-1-2	11-4-1	10-3-2
CLEMSON	1-1-0	11-3-1	0-0-0	5-1-1	10-3-5	16-5-0
at Boston College	0-0-0	6-3-1	DNP	5-0-1	12-2-7	18-11-3
at Duke	DNP	0-3-1	DNP	6-3-3	6-0-3	11-10-1
VIRGINIA TECH	0-0-0	11-7-1	DNP	3-1-0	14-3-3	10-8-0
NORTH CAROLINA	0-0-0	14-9-1	DNP	10-2-3	13-4-5	9-4-2
at Georgia Tech	DNP	6-5-0	DNP	8-5-1	4-3-2	6-3-1
LOUISVILLE	0-0-0	2-3-0	0-0-0	4-2-1	4-2-2	6-4-1
at Florida State	1-0-0	5-4-1	DNP	3-0-0	12-6-6	8-10-2
at Virginia Tech	0-2-1	8-3-1	DNP	2-2-0	15-5-2	13-4-4
NOTRE DAME	0-1-0	9-4-3	DNP	6-1-1	11-2-1	5-5-0
MIAMI	INJ	3-4-1	DNP	13-1-1	18-9-7	6-8-0
at Louisville	DNP	10-9-0	DNP	2-0-0	5-5-5	7-11-0
at Wake Forest	0-0-0	6-3-0	DNP	2-3-3	17-6-2	14-5-0
vs Georgia Tech	DNP	12-9-1	DNP	0-2-4	14-2-5	4-5-0
vs Notre Dame	0-1-0	5-5-1	DNP	0-0-1	9-5-3	7-5-1
vs Cal	DNP	2-5-3	DNP	2-3-0	10-3-3	13-6-2
vs S Carolina	0-0-0	6-2-2	DNP	0-1-1	16-4-4	6-7-0

BOLD indicates starter

GAME-BY-GAME



	Field Goal %	Opponent	3-Point FG %	Opponent	Free Throw Pct.	Opponent	Rebounds	Turnovers
	Virginia		Virginia		Virginia		UVA-Opp	UVA-Opp
at Miss St	19-48 (.396)	25-63 (.397)	3-9 (.333)	9-27 (.333)	12-15 (.800)	9-11 (.818)	34-35 (-1)	23-17 (+5)
CENTRAL CONN	43-78 (.551)	17-55 (.309)	8-18 (.444)	10-33 (.303)	9-17 (.529)	15-23 (.652)	47-35 (+12)	9-22 (-13)
GEORGIA	21-52 (.404)	26-68 (.382)	6-13 (.462)	5-21 (.238)	13-20 (.650)	7-8 (.875)	35-40 (-5)	21-15 (+6)
at Dayton	18-67 (.269)	21-57 (.368)	5-15 (.333)	5-25 (.200)	5-6 (.833)	14-16 (.875)	35-53 (-18)	15-23 (-8)
HAMPTON	26-52 (.667)	21-61 (.344)	6-16 (.375)	11-28 (.393)	8-12 (.667)	9-15 (.600)	32-40 (-8)	13-13 (E)
HARVARD	16-62 (.258)	18-47 (.383)	5-21 (.238)	4-16 (.250)	13-23 (.565)	8-10 (.800)	45-35 (+10)	13-20 (-7)
DUQUESNE	23-63 (.365)	23-58 (.397)	8-22 (.364)	9-23 (.391)	9-13 (.692)	19-22 (.864)	35-42 (-7)	13-14 (-1)
MARYLAND	25-56 (.446)	23-63 (.365)	4-12 (.333)	5-15 (.333)	5-9 (.556)	9-16 (.563)	37-38 (-1)	21-18 (+3)
UNCG	26-56 (.565)	18-54 (.333)	9-15 (.600)	4-15 (.267)	7-14 (.500)	10-14 (.714)	35-26 (+9)	20-14 (+6)
at Rutgers	16-45 (.356)	18-52 (.346)	6-16 (.375)	3-18 (.167)	5-8 (.625)	13-21 (.619)	29-38 (-9)	12-8 (+4)
vs Ohio	30-62 (.484)	19-55 (.345)	9-18 (.500)	12-39 (.308)	8-12 (.667)	9-14 (.643)	51-22 (+29)	18-12 (+6)
vs Indiana	28-62 (.452)	25-57 (.439)	7-21 (.333)	8-23 (.348)	19-23 (.826)	14-19 (.737)	37-29 (+8)	23-22 (+1)
MANHATTAN	27-53 (.509)	19-55 (.345)	3-13 (.231)	5-23 (.217)	12-15 (.800)	4-4 (1.000)	32-31 (+1)	15-21 (-6)
PITTSBURGH	20-57 (.351)	19-55 (.345)	6-18 (.333)	8-18 (.444)	16-18 (.889)	4-5 (.800)	43-32 (+11)	13-15 (-2)
SYRACUSE	23-57 (.404)	21-57 (.368)	8-22 (.364)	13-34 (.382)	14-22 (.636)	8-11 (.727)	38-37 (-1)	16-23 (-7)
at NC State	23-54 (.426)	22-60 (.367)	9-21 (.429)	6-19 (.316)	18-25 (.720)	13-24 (.542)	38-39 (-1)	15-18 (-3)
CLEMSON	28-56 (.500)	19-50 (.380)	6-18 (.333)	2-7 (.286)	8-13 (.615)	1-7 (.143)	36-30 (+6)	11-19 (-8)
at Boston College	28-56 (.500)	20-48 (.417)	6-14 (.429)	9-27 (.333)	6-8 (.750)	8-12 (.667)	35-24 (+11)	16-15 (+1)
at Duke	19-51 (.373)	17-44 (.386)	10-25 (.400)	5-16 (.313)	0-0 (.000)	16-21 (.762)	32-30 (+2)	19-13 (+6)
VIRGINIA TECH	22-57 (.386)	20-71 (.282)	4-17 (.235)	4-28 (.143)	13-13 (1.000)	8-15 (.533)	41-47 (-6)	14-13 (+1)
UNC	32-66 (.485)	28-66 (.424)	9-22 (.409)	5-16 (.313)	9-10 (.900)	9-12 (.750)	38-34 (+4)	11-10 (+1)
at Georgia Tech	21-41 (.512)	22-72 (.306)	5-12 (.789)	0-9 (.000)	15-19 (.789)	12-20 (.600)	36-35 (+1)	26-12 (+14)
LOUISVILLE	17-49 (.347)	32-71 (.451)	3-14 (.214)	4-15 (.267)	4-9 (.444)	9-10 (.900)	28-45 (-17)	22-8 (+14)
at Florida State	23-66 (.348)	27-57 (.474)	5-19 (.263)	8-18 (.444)	11-14 (.786)	15-20 (.750)	43-32 (+11)	16-11 (+5)
at Virginia Tech	21-60 (.417)	23-51 (.451)	5-13 (.385)	7-23 (.304)	9-12 (.750)	9-15 (.600)	36-31 (+5)	10-13 (-3)
NOTRE DAME	25-64 (.391)	33-60 (.550)	4-15 (.267)	5-11 (.455)	15-21 (.714)	12-13 (.923)	38-32 (+6)	15-15 (E)
MIAMI	21-61 (.344)	25-64 (.391)	9-26 (.346)	7-19 (.368)	11-18 (.611)	20-28 (.714)	38-49 (-11)	13-8 (+5)
at Louisville	13-49 (.265)	19-50 (.380)	2-19 (.105)	4-14 (.286)	11-15 (.733)	9-10 (.900)	37-33 (+4)	21-15 (+6)
at Wake Forest	16-45 (.356)	17-54 (.315)	3-13 (.231)	3-11 (.273)	13-14 (.929)	4-8 (.500)	34-27 (+7)	18-13 (+5)
vs Georgia Tech	21-48 (.438)	21-61 (.344)	6-15 (.400)	5-16 (.313)	12-16 (.750)	11-15 (.733)	30-36 (-6)	14-8 (+6)
vs Notre Dame	17-69 (.246)	32-60 (.533)	6-26 (.231)	8-13 (.615)	7-7 (1.000)	11-21 (.524)	49-36 (-13)	15-16 (-1)
vs Cal	26-66 (.394)	25-56 (.446)	7-19 (.368)	7-17 (.412)	9-10 (.900)	5-8 (.625)	31-38 (-7)	6-15 (-9)
vs S Carolina	18-57 (.316)	23-54 (.426)	7-20 (.350)	5-13 (.385)	13-18 (.722)	15-23 (.652)	41-31 (-10)	11-10 (+1)





MISCELLANEOUS STATS

VIRGINIA

OPPONENT

Bench Points	659 (20.0 ppg)	486 (14.7 ppg)
FG Percentage- Home	.395-872 (.452)	365-955 (.382)
FG Percentage- Road	.221-582 (.380)	231-608 (.416)
FG Percentage- Neutral	.140-364 (.384)	145-343 (.422)
Most Points - Quarter	32 (1st) vs CCSU	28 (1st) vs Ohio
Fewest Points- Quarter	5 (2x) last (2nd) at Duke	6 (2nd) vs Ohio
Most Points at the Half	63 vs CCSU	34 vs Maryland
Fewest Points at the Half	17 at Rutgers	.20 (2x) last vs Clemson
Largest Halftime Lead	.29 vs CCSU	
Largest Halftime Deficit	21 at Louisville	

VIRGINIA'S RECORD WHEN

Game decided by 10 pts or less	11-5
Leading at halftime	14-1
Trailing at halftime	5-13
Tied at halftime	0-0
Went into overtime	1-0
Leading by 10 or more points	14-1
Shot FG 50% or better	7-0
Shot FG less than 50%	12-13
Shot FG less than 40%	5-12
Shot FG 40% or better	13-2
Holding opponent under 60 pts	12-2
Scoring 30-39 points	0-1
Scoring 40-49 points	1-4
Scoring 50-59 points	1-4
Scoring 60-69 points	10-5
Scoring 70-79 points	4-0
Scoring 80-89 points	2-0
Scoring 90-100 points	0-0
Scoring over 100 points	1-0
Outrebounding opponent	14-4
Being outrebounded	5-10
Tied in rebounding	0-0
Have fewer TOs than opponent	9-3
Committing 15 or less TOs	10-5

SCORING BENCHMARKS

GAMES WITH 20 OR MORE POINTS IN 17-18

J'Kyra Brown	1
Aliyah Huland El	1

GAMES WITH 10 OR MORE POINTS IN 17-18

Dominique Toussaint	23
Aliyah Huland El	16
J'Kyra Brown	15
Jocelyn Willoughby	14
Felicia Aiyeotan	10
Lauren Moses	8
Brianna Tinsley	2

GAMES WITH 10 OR MORE REBOUNDS IN 17-18

Felicia Aiyeotan	8
Jocelyn Willoughby	4
Lauren Moses	2
Aliyah Huland El	1

DOUBLE DOUBLES IN 17-18

Felicia Aiyeotan	7
Jocelyn Willoughby	2
Lauren Moses	1



VIRGINIA HIGHS

OPPONENT HIGHS

Points	103 vs CCSU	.83 vs Notre Dame (2x)
FG Made	43 vs CCSU	33 vs Notre Dame
FG Attempts	78 vs CCSU	.71 vs Louisville
FG %	.551 (43-78) vs CCSU	.550 (33-60) vs Notre Dame
3FG Made	10 at Duke	.13 vs Syracuse
3FG Attempts	26 vs Notre Dame	.39 vs Ohio
3 pt %	.600 (9-15) vs UNCG	.615 (8-13) vs Notre Dame
Free Throws Made	19 vs Indiana	.20 vs Miami
Free Throw Attempts	25 at NC State	.28 vs Miami
Free Throw %	1.000 (13-13) vs VT	.923 (12-13) vs Notre Dame
Rebounds	.7-7 vs Notre Dame	.53 at Dayton
Assists	.51 vs Ohio	.21 vs Notre Dame
Steals	.19 vs CCSU	.14 (2x)
Blocked Shots	.13 vs CCSU	.8 at Miss St
Turnovers	.13 at Georgia Tech	.23 at Dayton
Fouls	.26 at Georgia Tech	.23 at Georgia Tech
	.23 (3x)	

VIRGINIA LOWS

OPPONENT LOWS

Points	39 at Louisville	.41 vs Clemson
FG Made	.13 at Louisville	.17 vs CCSU
FG Attempts	45 at Rutgers	.47 vs Harvard
FG %	.231 (6-26) vs Notre Dame	.309 (17-55) vs CCSU 11/12
3FG Made	2 at Louisville	.0 at Georgia Tech
3FG Attempts	9 at Miss St	.7 vs Clemson
3FG %	.105 (2-19) at Louisville	.167 (3-18) at Rutgers
Free Throws Made	.000 (0-9) at Georgia Tech	.1 vs Clemson
Free Throw Attempts	.0 at Duke	.4 vs Manhattan
Free Throw %	.529 (9-17) vs CCSU	.143 (1-7) vs Clemson
Rebounds	.000 (0-0) at Duke	.30 vs Clemson
Assists	.28 vs Louisville	.5 vs VT
Steals	.7 at Miss St	.2 vs CCSU
Blocked Shots	.3 (2x) last at BC	.0 vs Louisville
Turnovers	.0 at Louisville	.8 at Rutgers
Fouls	.6 vs Cal	.11 vs UNCG
	.9 (2x) last vs Clemson	

VIRGINIA INDIVIDUAL HIGHS

OPPONENT INDIVIDUAL HIGHS

Points	24 Brown vs Indiana	.32 Emery at VT
FG Made	.8 (2x) last Huland El vs UNC	.13 Emery at VT
FG Attempts	18 Toussaint (2x)	.21 Mangakahia vs Syracuse
FG %	.833 (5-6) (2x) last Aiyetotan vs Pitt	.700 (7-10) Shepard vs Notre Dame
3FG Made	4 (2x) last Brown vs UNCG	.5 (several)
3FG Attempts	10 Huland El vs Duquesne	.13 Mangakahia vs Syracuse
3FG Percentage	4-4 Brown vs UNCG	.3-3 Confroy vs Maryland
FT Made	4-4 Tinsley vs Miami	.714 (5-7) Patterson vs CCSU
FT Attempts	6 several	.8 Omogrosso vs Duquesne
FT Percentage	8 Moses (2x) last vs Indiana	.10 (2x)
Rebounds	6-6 (4x) last Toussaint at Wake Forest	.6-6 Vojinovic vs Duquesne
Assists	14 Aiyetotan vs Ohio	.15 Cannon vs Duquesne
Steals	.7 Toussaint (2x) last at BC	.9 Cole vs Georgia
Blocked Shots	5 (2x) last Moses vs Indiana	.5 Carter vs Louisville
Turnovers	.6 Aiyetotan (2x) last vs UNCG	.4 Boehm vs Harvard
	.8 Toussaint (2x) last at Georgia Tech	.12 Mangakahia vs Syracuse



2017-18 BOX SCORES

2018-19 FACT BOOK



Official Basketball Box Score -- Game Totals -- Final Statistics
Virginia vs Virginia Tech
02/11/18 2:00 PM at Cassell Coliseum, Blacksburg, Va.



Virginia 64 • 16-9, 9-3

Box score for Virginia vs Virginia Tech. Includes player stats (FG, 3-Ptr, Rebounds, PF, TP, A, TO, Blk, Stl, Min) and team totals. Virginia: 64-25, 13-51, 9-12, 14 22 36, 20 64, 11 10 3 7, 200.

Virginia Tech 62 • 16-9, 5-7

Box score for Virginia Tech vs Virginia. Includes player stats and team totals. Virginia Tech: 62-23, 13-51, 7-23, 9-15, 9 22 31, 16 62, 11 13 5 5, 200.

Officials: Jules Gallien, Kevin Sparrock, Talisa Green
Technical fouls: Virginia-None. Virginia Tech-None.
Attendance: 2733
Commonwealth Clash Game

Score by periods table for Virginia vs Virginia Tech. Total score: 64-62.

Last FG - VA 4th-00:38, VT 4th-02:06.
Largest lead - VA by 23 3rd-05:00, VT by 3 4th-01:41.
VA led for 36:50, VT led for 01:28. Game was tied for 01:42.

Score tied - 1 time.
Lead changed - 2 times.



Official Basketball Box Score -- Game Totals -- Final Statistics
Notre Dame vs Virginia
02/15/18 7 p.m. at JPJ Arena, Charlottesville, Va.



Notre Dame 83 • 24-2, 12-1 ACC

Box score for Notre Dame vs Virginia. Includes player stats and team totals. Notre Dame: 83-33, 5-11, 12-13, 6 26 32, 15 83, 14 15 2 6, 200.

Virginia 69 • 16-10, 9-4 ACC

Box score for Virginia vs Notre Dame. Includes player stats and team totals. Virginia: 69-25, 6-4, 4-15, 15-21, 16 22 38, 10 69, 13 15 4 4, 200.

Officials: Mark Hardcastle, Carla Fountain, Norma Jones
Technical fouls: Notre Dame-None. Virginia-None.
Attendance: 3038

Score by periods table for Virginia vs Notre Dame. Total score: 83-69.

Last FG - ND 4th-02:57, VA 4th-00:12.
Largest lead - ND by 25 3rd-05:52, VA None.
ND led for 39:13. VA led for 00:00. Game was tied for 00:47.

Score tied - 0 times.
Lead changed - 0 times.



Official Basketball Box Score -- Game Totals -- Final Statistics
Notre Dame vs Virginia
02/15/18 7 p.m. at JPJ Arena, Charlottesville, Va.



Notre Dame 83 • 24-2, 12-1 ACC

Box score for Notre Dame vs Virginia. Includes player stats and team totals. Notre Dame: 83-33, 5-11, 12-13, 6 26 32, 15 83, 14 15 2 6, 200.

Virginia 69 • 16-10, 9-4 ACC

Box score for Virginia vs Notre Dame. Includes player stats and team totals. Virginia: 69-25, 6-4, 4-15, 15-21, 16 22 38, 10 69, 13 15 4 4, 200.

Officials: Mark Hardcastle, Carla Fountain, Norma Jones
Technical fouls: Notre Dame-None. Virginia-None.
Attendance: 3038

Score by periods table for Virginia vs Notre Dame. Total score: 83-69.

Last FG - ND 4th-02:57, VA 4th-00:12.
Largest lead - ND by 25 3rd-05:52, VA None.
ND led for 39:13. VA led for 00:00. Game was tied for 00:47.

Score tied - 0 times.
Lead changed - 0 times.

Official Basketball Box Score -- Game Totals -- Final Statistics
VIRGINIA vs LOUISVILLE
2/22/18 7:02PM at KFC Yum! Center, Louisville, KY

VIRGINIA 39 • 16-12,9-6

Box score for Virginia vs Louisville. Includes player stats and team totals. Virginia: 39-13, 4-14, 9-10, 11 22 33, 19 51, 8 15 3 12, 200.

LOUISVILLE 51 • 28-2,14-1

Box score for Louisville vs Virginia. Includes player stats and team totals. Louisville: 51-19, 5-0, 4-14, 9-10, 11 22 33, 19 51, 8 15 3 12, 200.

Officials: Joseph Vaszily, Maj Forsberg, Jeffrey Smith
Technical fouls: VIRGINIA-None. LOUISVILLE-None.
Attendance: 8434

Score by periods table for Virginia vs Louisville. Total score: 39-51.

Last FG - VA 4th-00:29, UL 4th-00:55.
Largest lead - VA by 3 1st-08:13, UL by 18 4th-06:15.
VA led for 02:33. UL led for 32:38. Game was tied for 04:45.

Score tied - 4 times.
Lead changed - 4 times.



2017-18 BOX SCORES

Official Basketball Box Score -- Game Totals -- Final Statistics
Virginia vs South Carolina
03/18/18 9:08 p.m. ET at Columbia, S.C. (Colonial Life Arena)

Virginia 56 • 19-14

#	Player	Total			3-Ptr			Rebounds			PF	TP	A	TO	Blk	Stl	Min
		FG-FGA	FG-FGA	FT-FTA	FG-FGA	FG-FGA	FT-FTA	Off	Def	Tot							
03	Lauren Moses	f	2-7	0-0	2-4	0	2	2	3	6	2	1	0	1		23	
04	Dominique Toussaint	g	6-15	3-8	1-2	0	4	4	3	16	4	2	0	1		34	
10	J'Kyra Brown	g	5-14	4-9	2-2	0	2	2	0	16	1	2	0	0		31	
13	Jocelyn Willoughby	g	1-7	0-0	4-4	3	4	7	5	6	0	2	0	0		35	
23	Aliyah Hulang El	g	2-6	0-2	3-4	1	2	3	2	7	1	0	2	1		24	
01	Brianna Tinsley	g	0-2	0-1	0-0	1	0	1	1	0	1	0	0	0		14	
14	Lisa Jablonowski	g	1-1	0-0	1-2	1	0	1	1	3	0	0	0	1		18	
30	Felicija Aiyetean	g	1-5	0-0	0-0	2	2	4	3	2	1	3	2	0		19	
32	Mone Jones	g	0-0	0-0	0-0	0	0	0	0	0	0	0	0	0		2	
Team																	
Totals			18-57	7-20	13-18	11	20	31	18	56	10	11	4	4		200	

1st - FG %:	5-17	29.4%	2nd: 3-11	27.3%	3rd: 6-14	42.9%	4th: 4-15	26.7%	Game: 18-57	31.6%	Deadball
3FG %:	2-5	40.0%	1-3	33.3%	3-6	50.0%	1-6	16.7%	7-20	35.0%	Rebounds
FT %:	0-0	0.0%	6-10	60.0%	0-0	0.0%	7-8	87.5%	13-18	72.2%	2,1

South Carolina 66 • 28-6

#	Player	Total			3-Ptr			Rebounds			PF	TP	A	TO	Blk	Stl	Min
		FG-FGA	FG-FGA	FT-FTA	FG-FGA	FG-FGA	FT-FTA	Off	Def	Tot							
22	WILSON, A'ja	f	8-17	0-0	9-11	4	7	11	3	25	3	3	3	2		34	
35	JENNINGS, Alexis	f	5-10	0-0	0-0	1	1	2	3	10	2	1	1	1		22	
04	CLINEY, Doniyah	g	1-5	1-3	0-0	0	3	3	1	3	5	0	0	1		39	
10	JACKSON, Bianca	g	5-10	2-5	1-2	1	1	2	2	13	0	1	0	0		37	
52	HARRIS, Tyasha	g	3-10	2-5	2-4	0	4	4	1	10	6	4	0	1		39	
00	PATRICK, Victoria	g	0-0	0-0	0-0	0	0	0	0	0	0	0	0	0		1	
21	HERBERT HARRIGAN,	g	1-2	0-0	2-2	1	9	10	3	4	0	1	1	1		21	
23	WILLIAMS, LaDazhia	g	0-0	0-0	0-2	0	1	1	0	0	0	0	0	0		2	
24	GRISSETT, LeLe	g	0-0	0-0	1-2	2	1	3	3	1	0	0	0	0		5	
Team																	
Totals			23-54	5-13	15-23	11	30	41	16	66	16	10	5	6		200	

1st - FG %:	6-15	40.0%	2nd: 4-12	33.3%	3rd: 7-17	41.2%	4th: 6-10	60.0%	Game: 23-54	42.6%	Deadball
3FG %:	1-2	50.0%	1-4	25.0%	2-4	50.0%	1-3	33.3%	5-13	38.5%	Rebounds
FT %:	2-3	66.7%	6-8	75.0%	0-0	0.0%	7-12	58.3%	15-23	65.2%	7,1

Officials: Michel Murray (R), Carla Fountain (U1), Bruce Morris (U2)
 Technical fouls: Virginia-None. South Carolina-None.

Attendance: 10037
 2018 NCAA Tournament - Albany Regional - Second Round

Score by periods	1st	2nd	3rd	4th	Total
Virginia	12	13	15	16	56
South Carolina	15	15	16	20	66

	In	Off	2nd	Fast	Bench
Points	Paint	T/O	Chance	Break	
VA	16	8	5	2	5
SC	30	8	5	6	5

Last FG - VA 4th-00:14, SC 4th-01:37.
 Largest lead - VA by 3 1st-02:22, SC by 15 4th-00:34.
 VA led for 05:45. SC led for 30:58. Game was tied for 03:17.

Score tied - 6 times.
 Lead changed - 7 times.

ACC TOURNAMENT HISTORY

11 ACC REGULAR-SEASON TITLES

1984, 1986, 1987, 1988, 1991, 1992, 1993, 1994, 1995, 1996, 2000

3 ACC TOURNAMENT CHAMPIONSHIPS

1990, 1992, 1993

Since 1990, the Cavaliers have been the No. 1 seed in the ACC tournament seven times and the No. 2 seed three times. In 2003 and 2010, Virginia captured the No. 3 seed. In 2002 and 2008, UVA was the No. 4 seed after tying for third in the regular-season standings. In 1998, 2001, and 2005, the Cavaliers were the No. 5 seed.

Virginia has won 11 regular-season titles and three tournament championships. The Cavaliers claimed their first ACC tournament championship in 1990 after finishing in second place in the regular season. That year, the Cavaliers defeated NC State, 67-64, in overtime to bring the title to Charlottesville. Virginia won back-to-back regular season and tournament championships in 1992 and 1993. The Cavaliers defeated Georgia Tech, 70-69, in the finals in 1992 and outlasted Maryland, 106-103, in triple overtime in 1993. From 1991-1996, Virginia entered the tournament as the No. 1 seed.

RECORD BY ROUND

First Round	6-3
Second Round (began in 2014)	2-3
Quarterfinal	20-14
Semifinal	6-15
Final	3-3
Total: 74 games	37-37 (.500)

APPEARANCES

ACC Championship Game, 3-3

1987, 1988, 1990, 1992, 1993, 1994

ACC Semifinal Game, 6-15

1981, 1984, 1985, 1986, 1987, 1988, 1989, 1990, 1991, 1992, 1993, 1994, 1995, 1996, 1997, 1999, 2000, 2002, 2003, 2005, 2008

ACC Quarterfinal Game, 20-13

1978, 1979, 1980, 1981, 1982, 1983, 1984, 1985, 1986, 1987, 1988, 1989, 1990, 1991, 1992, 1993, 1994, 1995, 1996, 1997, 1998, 1999, 2002, 2003, 2004, 2005, 2006, 2007, 2008, 2009, 2010, 2012, 2017, 2018

Second Round, 2-3

2014, 2015, 2016, 2017, 2018

First Round, 6-3

2000, 2001, 2006, 2007, 2009, 2011, 2012, 2013, 2014

Year	Seed	Round	Seed	Opponent	Result
1978				University Hall, Charlottesville, Va.	
	6	Quarterfinal	3	Clemson	L, 73-59
1979				Reynolds Coliseum, Raleigh, N.C.	
	5	Quarterfinal	4	North Carolina	L, 86-51
1980				Cole Field House, College Park, Md.	
	6	Quarterfinal	3	Clemson	L, 78-76
1981				Littlejohn Coliseum, Clemson, S.C.	
	2	Quarterfinal	7	Georgia Tech	W, 61-49
		Semifinal	3	Maryland	L, 50-47
1982				Reynolds Coliseum, Raleigh, N.C.	
	6	Quarterfinal	3	Maryland	L, 72-63
1983				Cumberland Memorial Auditorium, Fayetteville, N.C.	
	6	Quarterfinal	3	Maryland	L, 70-63
1984				Cumberland Memorial Auditorium, Fayetteville, N.C.	
	1	Quarterfinal	8	Georgia Tech	W, 75-58
		Semifinal	5	North Carolina	L, 96-68
1985				Cumberland Memorial Auditorium, Fayetteville, N.C.	
	3	Quarterfinal	6	Maryland	W, 64-53
		Semifinal	2	North Carolina	L, 76-55
1986				Cumberland Memorial Auditorium, Fayetteville, N.C.	
	1	Quarterfinal	8	Georgia Tech	W, 90-64
		Semifinal	5	Maryland	L, 92-68
1987				Cumberland Memorial Auditorium, Fayetteville, N.C.	
	1	Quarterfinal	8	Wake Forest	W, 70-56
		Semifinal	5	Maryland	W, 76-59
		Final	2	NC State	L, 57-56
1988				Cumberland Memorial Auditorium, Fayetteville, N.C.	
	1	Quarterfinal	8	NC State	W, 82-64
		Semifinal	5	Clemson	W, 66-57
		Final	2	Maryland	L, 76-70
1989				Cumberland Memorial Auditorium, Fayetteville, N.C.	
	4	Quarterfinal	5	Wake Forest	W, 68-67 (ot)
		Semifinal	1	Maryland	L, 89-66
1990				Cumberland Memorial Auditorium, Fayetteville, N.C.	
	2	Quarterfinal	7	Georgia Tech	W, 73-65 (s)
		Semifinal	3	Clemson	W, 84-66
		Final	1	NC State	W, 67-64 (ot)
1991				Cumberland Memorial Auditorium, Fayetteville, N.C.	
	1	Quarterfinal	8	North Carolina	W, 90-69
		Semifinal	4	Clemson	L, 65-62

ACC TOURNAMENT HISTORY

1992	Winthrop Coliseum, Rock Hill, S.C.				
1	Quarterfinal	8	Duke	W, 81-55	
	Semifinal	4	North Carolina	W, 74-55	
	Final	7	Georgia Tech	W, 70-69	
1993	Winthrop Coliseum, Rock Hill, S.C.				
1	Quarterfinal	8	Wake Forest	W, 74-46	
	Semifinal	5	Clemson	W, 79-71 (ot)	
	Final	2	Maryland	W, 106-103 (3ot)	
1994	Winthrop Coliseum, Rock Hill, S.C.				
1	Quarterfinal	8	Wake Forest	W, 73-54	
	Semifinal	5	Maryland	W, 63-45	
	Final	2	North Carolina	L, 77-60	
1995	Winthrop Coliseum, Rock Hill, S.C.				
1	Quarterfinal	9	Maryland	W, 68-46	
	Semifinal	4	Duke	L, 83-82(ot)	
Year	Seed	Round	Seed	Opponent	Result
1996	Winthrop Coliseum, Rock Hill, S.C.				
1	Quarterfinal	9	Florida State	W, 83-50	
	Semifinal	4	Clemson	L, 75-67	
1997	Independence Arena, Charlotte, N.C.				
2	Quarterfinal	7	Georgia Tech	W, 77-63	
	Semifinal	6	Clemson	L, 77-75	
1998	Independence Arena, Charlotte, N.C.				
5	Quarterfinal	4	North Carolina	L, 76-56	
1999	Independence Arena, Charlotte, N.C.				
2	Quarterfinal	8	Wake Forest	W, 71-67	
	Semifinal	3	North Carolina	L, 83-70	
2000	Greensboro Coliseum, Greensboro, N.C.				
1	First Round	9	Wake Forest	W, 72-47	
	Semifinal	5	North Carolina	L, 67-63	
2001	Greensboro Coliseum, Greensboro, N.C.				
5	Quarterfinal	4	Florida State	L, 83-77	
2002	Greensboro Coliseum, Greensboro, N.C.				
4	Quarterfinal	5	Georgia Tech	W, 60-58	
	Semifinal	1	Duke	L, 71-67	
2003	Greensboro Coliseum, Greensboro, N.C.				
3	Quarterfinal	6	NC State	W, 66-56	
	Semifinal	2	North Carolina	L, 88-78	
2004	Greensboro Coliseum, Greensboro, N.C.				
7	Quarterfinal	2	North Carolina	L, 64-45	
2005	Greensboro Coliseum, Greensboro, N.C.				
5	Quarterfinal	4	Florida State	W, 71-67	
	Semifinal	1	North Carolina	L, 78-72	
2006	Greensboro Coliseum, Greensboro, N.C.				
9	First Round	8	Boston College	W, 83-72	
	Quarterfinal	1	North Carolina	L, 82-56	
2007	Greensboro Coliseum, Greensboro, N.C.				
7	First Round	9	Clemson	W, 89-82	
	Quarterfinal	1	Duke	L, 79-58	
2008	Greensboro Coliseum, Greensboro, N.C.				
4	Quarterfinal	5	Georgia Tech	W, 52-43	
	Semifinal	1	North Carolina	L, 80-65	
2009	Greensboro Coliseum, Greensboro, N.C.				
6	First Round	11	Virginia Tech	W, 66-57	
	Quarterfinal	3	Duke	L, 76-53	
2010	Greensboro Coliseum, Greensboro, N.C.				
3	Quarterfinal	6	NC State	L, 66-59	

2011	Greensboro Coliseum, Greensboro, N.C.			
8	First Round	9	Wake Forest	L, 74-68
2012	Greensboro Coliseum, Greensboro, N.C.			
6	First Round	11	Boston College	W, 72-41
	Quarterfinal	3	Maryland	L, 70-58
2013	Greensboro Coliseum, Greensboro, N.C.			
6	First Round	11	Boston College	L, 66-57
2014	Greensboro Coliseum, Greensboro, N.C.			
10	First Round	15	Boston College	W, 74-59
	Second Round	7	Georgia Tech	L, 77-76
2015	Greensboro Coliseum, Greensboro, N.C.			
9	Second Round	8	Miami	L, 62-52
2016	Greensboro Coliseum, Greensboro, N.C.			
9	Second Round	8	Duke	L, 57-53
2017	HTC Center, Conway, S.C.			
8	Second Round	9	Wake Forest	W, 61-44
8	Quarterfinals	1	Notre Dame	L, 76-59
2018	Greensboro Coliseum, Greensboro, N.C.			
7	Second Round	10	Georgia Tech	W, 60-58
7	Quarterfinals	2	Notre Dame	L, 83-47

MARY GARBER ACC FEMALE ATHLETE OF THE YEAR

1991 Dawn Staley
1992 Dawn Staley

PLAYER OF THE YEAR

1988 Donna Holt
1991 Dawn Staley
1992 Dawn Staley
1993 Heather Burge
1995 Wendy Palmer
1996 Wendy Palmer
2010 Monica Wright

ROOKIE OF THE YEAR

1989 Dawn Staley
1994 Tora Suber
2000 Schuye LaRue
2002 Brandi Teamer
2007 Monica Wright

DEFENSIVE PLAYER OF THE YEAR

(begun in 2005)
2010 Monica Wright

SIXTH PLAYER OF THE YEAR

(begun in 2008)
2011 Ariana Moorer
2014 Faith Randolph

COACH OF THE YEAR

1984 Debbie Ryan
1986 Debbie Ryan
1987 Debbie Ryan
1991 Debbie Ryan
1993 Debbie Ryan
1995 Debbie Ryan
2000 Debbie Ryan

SILVER ANNIVERSARY

1987 Donna Holt
1992 Dawn Staley
1993 Dena Evans

ALL-CONFERENCE

1978 Valerie Ackerman
1979 Valerie Ackerman (2nd)
1980 Melissa Mahony (2nd)
Christy Reese (2nd)
Jackie LeBerge (2nd)
1984 Cathy Grimes
Lyn Anastasio
Nancy Mayer
1985 Nancy Mayer
Cathy Grimes (2nd)
Kim Silloway (2nd)
1986 Daphne Hawkins
Donna Holt
Nancy Mayer (2nd)
1987 Donna Holt
Nancy Mayer
Daphne Hawkins (2nd)
1988 Donna Holt
Daphne Hawkins
1989 Tonya Cardoza
Dawn Staley (2nd)
Tammi Reiss (2nd)
1990 Dawn Staley
Tammi Reiss (2nd)
1991 Tonya Cardoza
Dawn Staley
Tammi Reiss (2nd)
1992 Heather Burge
Dawn Staley
Tammi Reiss (2nd)
1993 Heather Burge
Dena Evans (2nd)
1994 Wendy Palmer
Tora Suber (2nd)
1995 Wendy Palmer
Jenny Boucek (2nd)
1996 Wendy Palmer
Tora Suber
1997 Tora Suber
DeMya Walker (2nd)
1998 DeMya Walker
Mimi Kennedy (2nd)
1999 DeMya Walker
Monick Foote (3rd)
Erin Stovall (3rd)
2000 Svetlana Volnaya
Schuye LaRue (2nd)
Renee Robinson (2nd)
Schuye LaRue
2001 Telisha Quarles (2nd)
Brandi Teamer (2nd)
2002 Cherrise Graham (2nd)
Brandi Teamer (2nd)
2003 LaTonya Blue (3rd)
Brandi Teamer (HM)
2004 LaTonya Blue (2nd)
2005 Sharneé Zoll (3rd)
2006 Lyndra Littles (2nd)
2007 Monica Wright (2nd)
2008 Sharneé Zoll (3rd)
Lyndra Littles (3rd)
Aisha Mohammed (HM)
2009 Monica Wright
Lyndra Littles
Aisha Mohammed (HM)
2010 Monica Wright
2012 Ariana Moorer (2nd)
Ataira Franklin (HM)
2013 Ataira Franklin
2015 Faith Randolph (2nd)
2018 **Dominique Toussaint (HM)**

COACHES ALL-ACC

(begun in 2013; secondary All-Conference honors)
2013 Ataira Franklin
2015 Faith Randolph (2nd)
2018 **Dominique Toussaint (HM)**

ALL-FRESHMAN

1993 Wendy Palmer
1994 Tora Suber
1995 Monick Foote
1996 DeMya Walker
1997 Renee Robinson
1998 Erin Stovall
2000 Schuye LaRue
2002 Brandi Teamer
2005 Sharneé Zoll
2006 Lyndra Littles
2007 Monica Wright
2011 Ataira Franklin
2015 Mikayla Venson
2017 **Dominique Toussaint
Jocelyn Willoughby**

ALL-DEFENSIVE TEAM

(begun in 2000)
2000 Renee Robinson
2004 LaTonya Blue
2005 LaTonya Blue
2008 Monica Wright
2010 Monica Wright
2012 Lexie Gerson
2014 Lexie Gerson
2018 **Felicia Aiyeotan**

ALL-TOURNAMENT

1987 Donna Holt (MVP)
Nancy Mayer
1988 Donna Holt
Daphne Hawkins
1990 Tammi Reiss
Dawn Staley
Dawn Staley
1991 Heather Burge
1992 Tammi Reiss
Dawn Staley (MVP)
Jenny Boucek (2nd)
Heather Burge
Dena Evans (2nd, MVP)
1994 Wendy Palmer
Tora Suber (2nd)
Amy Lofstedt (2nd)
1995 Wendy Palmer
Jeffra Gausepohl (2nd)
1996 Tora Suber
Wendy Palmer (2nd)
Tora Suber (2nd)
1997 Mimi Kennedy (2nd)
1999 DeMya Walker (2nd)
2000 Schuye LaRue (2nd)
Renee Robinson (2nd)
2002 Telisha Quarles (2nd)
2003 Cherrise Graham
2005 Tiffany Sardin (2nd)
Brandi Teamer (2nd)
2008 Monica Wright (1st)
2010 Monica Wright (2nd)

ALL-ACC ACADEMIC

(begun in 1998; 3.0 or higher GPA in career for a starter or key reserve)
1999 Monick Foote
2000 Lisa Hosac
Katie Tracy
Elena Kravchenko
2001 Elena Kravchenko
2002 Anna Crosswhite
2003 Anna Crosswhite
2004 Anna Crosswhite
2005 Kate Kreager
2007 Jayna Hartig
Whitney Edwards
Simone Egwu
Jayna Hartig
2012 Simone Egwu
2014 Lexie Gerson
2015 Faith Randolph
Breyana Mason
Faith Randolph
Breyana Mason
Lauren Moses
2017 Breyana Mason
Lauren Moses
Jocelyn Willoughby
2018 Lauren Moses
Jocelyn Willoughby



ACC WEEKLY HONORS

2018-19 FACT BOOK

ROOKIE OF THE WEEK

Wendy Palmer	1993
Wendy Palmer	1993
Wendy Palmer	1993
Konecka Drakeford	1994
Tora Suber	1994
Tora Suber	1994
Tora Suber	1994
Monick Foote	1995
DeMya Walker	1996
Lisa Hosac	1997
Schuye LaRue	2000
Schuye LaRue	2000
Schuye LaRue	2000
Schuye LaRue	2000
Schuye LaRue	2000
Brandi Teamer	11/26/01
Brandi Teamer	12/24/01
LaTonya Blue	1/7/02
Brandi Teamer	1/14/02
Brandi Teamer	1/21/02
Brandi Teamer	2/4/02
Brandi Teamer	2/18/02
Deidra Chatman	1/20/03
Siedah Williams	12/22/03
Monica Wright	11/20/06
Monica Wright	12/04/06
Monica Wright	12/11/06
Monica Wright	1/1/07
Monica Wright	1/15/07
Monica Wright	2/5/07
Monica Wright	2/12/07
Monica Wright	2/26/07
Ariana Moorer	12/08/08
Simone Egwu	11/23/09
Ataira Franklin	2/14/11
Mikayla Venson	2/2/15
Jocelyn Willoughby	1/30/17
Dominique Toussaint	2/6/17

PLAYER OF THE WEEK

Kim Silloway	1984
Nancy Mayer	1985
Daphne Hawkins	1986
Donna Holt	1986
Pam Leake	1986
Pam Leake	1986
Nancy Mayer	1986
Donna Holt	1988
Tammi Reiss	1990
Dawn Staley	1990
Tammi Reiss	1991
Dawn Staley	1991
Dawn Staley	1991
Dawn Staley	1991
Tammi Reiss	1992
Tonya Sampson	1992
Tonya Sampson	1992
Heather Burge	1993
Heather Burge	1993
Heather Burge	1993
Dena Evans	1993
Dena Evans	1993
Jeffra Gausepohl,	1994
Wendy Palmer	1994
Tora Suber	1994
Jeffra Gausepohl	1995
Wendy Palmer	1995
Wendy Palmer	1995
Wendy Palmer	1995
Wendy Palmer	1996
Wendy Palmer	1996
Tora Suber	1996
Tora Suber	1997
DeMya Walker	1997
DeMya Walker	1997
Mimi McKinney	1998
DeMya Walker	1999
DeMya Walker	1999
Erin Sotvall	1999
Svetlana Volnaya	2000
Svetlana Volnaya	2000
Telisha Quarles	2000
Telisha Quarles	2001
Schuye LaRue	2001
Svetlana Volnaya	2001
Telisha Quarles	2/18/02
Brandi Teamer	2/10/03
LaTonya Blue	3/3/03
Brandi Teamer	12/30/03
LaTonya Blue	1/31/05
LaTonya Blue	2/21/05
Lyndra Littles	11/13/06
Brenna McGuire	12/18/06
Sharneé Zoll	1/1/07
Lyndra Littles	2/19/07
Monica Wright	12/3/07
Monica Wright	3/3/08
Monica Wright	11/24/08
Lyndra Littles	1/5/09
Lyndra Littles	2/2/09
Monica Wright	12/14/09
Monica Wright	1/4/10
Monica Wright	1/25/10
Monica Wright	2/15/10
Chelsea Shine	11/21/11
Sarah Imovbioh	11/17/14
Faith Randolph	3/2/15
Faith Randolph	12/28/15



Faith Randolph




Ataira Franklin

The ACC Women's Basketball Legends program honors both players and coaches from each of the ACC's 15 schools who have contributed to their respective institutions rich tradition.



WENDY PALMER
(2005)



CATHY GRIMES
(2006)



DENA EVANS
(2007)



HEATHER BURGE QUELLA
(2008)



VAL ACKERMAN
(2009)



JENNY BOUCEK
(2010)




NANCY MAYER BATES
(2011)



SIEDAH WILLIAMS
(2012)



DAPHNE HAWKINS
(2013)



DEMYA WALKER
(2014)



AUDRA SMITH
(2015)



TORA SUBER
(2016)



Postseason Appearances

34 overall (25 NCAA, 1 AIAW, 8 WNIT)
25 NCAA appearances (1984-2003,
2005, 2008-10, 2018)

NCAA Tournament

Virginia's Record by Round:

First Round	10-7
Second Round	12-6
Regional Semifinal	7-5
Regional Final	3-4
Final Four/Semifinal	1-2
Final Four/Final	0-1
Total: 59 games	(.576) 34-25

National Championship 0-1
1991

National Semifinal 1-2
1990, 1991, 1992

Elite Eight 3-4
1988, 1990, 1991, 1992, 1993, 1995,
1996

Sweet Sixteen 7-5
1987, 1988, 1989, 1990, 1991, 1992,
1993, 1994, 1995, 1996, 1997, 2000

Second Round 12-6
1987, 1988, 1989, 1990, 1991, 1992,
1993, 1994, 1995, 1996, 1997, 1998,
2000, 2003, 2005, 2008, 2009, 2018

First Round 10-7
1984, 1985, 1986, 1994, 1995, 1996,
1997, 1998, 1999, 2000, 2001, 2002,
2003, 2005, 2008, 2009, 2010, 2018

VIRGINIA'S RECORD BY REGION

East	(12 times)	20-13
Mideast	(6 times)	6-6
Midwest	(twice)	4-2
West	(3 times)	3-3

VIRGINIA'S SEED

#1	(3 times)	1986, 1991, 1992
#2	(3 times)	1988, 1990, 1993
#3	(4 times)	1987, 1994, 1995, 1996
#4	(4 times)	1989, 1997, 2000, 2008
#5	(3 times)	1984, 2009, 2010
#6	(3 times)	1985, 1998, 2005
#7	(never)	
#8	(twice)	2002, 2003
#9	(twice)	1999, 2001
#10		2018
#11-#16	(never)	

SEEDING

Year	Seed	Region
1984	#5	East
1985	#6	Mideast
1986	#1	East
1987	#3	Mideast
1988	#2	East
1989	#4	East
1990	#2	East
1991	#1	Midwest
1992	#1	East
1993	#2	East
1994	#3	Mideast
1995	#3	East
1996	#3	East
1997	#4	West
1998	#6	West
1999	#9	West
2000	#4	Mideast
2001	#9	Midwest
2002	#8	Mideast
2003	#8	Mideast
2005	#6	Minneapolis, Minn.
2008	#4	Greensboro, N.C.
2009	#5	Trenton, N.J.
2010	#5	Dayton, Ohio
2018	#10	Albany, N.Y.

VIRGINIA AT UNIVERSITY HALL

NUMBER OF TIMES HOSTED:

First Round (6)
1986, 1994, 1995, 1996, 1997, 2000
*received a first round bye in 1987,
1988, 1989, 1990, 1991, 1992, 1993

Second Round (12)
1987, 1988, 1989, 1990, 1991, 1992,
1993, 1994, 1995, 1996, 1997, 2000

Regionals (2)
1992, 1996

VIRGINIA AT JPY

John Paul Jones Arena was a host site for the first and second rounds of the 2011 NCAA Tournament. The Cavaliers did not receive a berth to that tournament.

VIRGINIA IN THE WNIT

Best Finish: Quarterfinals (4x: 2006-7, 2011-12)

1980:

First Round
W 67-62 vs. Wayland Baptist Amarillo, Texas

Second Round
L 68-61 vs. North Carolina Amarillo, Texas

Semifinal
L 67-53 vs. Drake Amarillo, Texas

2006:

First Round
W 48-42 vs. St. Joseph's Charlottesville, Va.

Second Round
W 83-72 vs. Miami Charlottesville, Va.

Quarterfinal
L 68-58 at Pittsburgh Pittsburgh, Pa.

2007:

First Round Bye

Second Round
W 74-72 vs. Charlotte Charlottesville, Va.

Third Round
W 73-71 vs. South Florida Charlottesville, Va.

Quarterfinal
L 78-84 at Wisconsin Madison, Wis.

2011:

First Round
W 69-56 vs. Morgan State Charlottesville, Va.

Second Round
W 71-49 at Loyola (Md.) Baltimore, Md.

Third Round
W 53-48 vs. Boston College Charlottesville, Va.

Quarterfinal
L 79-74 vs. Charlotte Charlottesville, Va.

2012:

First Round
W 59-56 (OT) vs. Howard Charlottesville, Va.

Second Round
W 68-55 vs. Richmond Charlottesville, Va.

Third Round
W 74-58 vs. App State Charlottesville, Va.

Quarterfinal
L 68-59 at James Madison Harrisonburg, Va.

2015:

First Round
L 69-62 at Old Dominion Norfolk, Va.

2016:

First Round
W 52-50 at VCU Richmond, Va.

Second Round
W 71-55 at Rutgers Piscataway, N.J.

Round of 16
L 65-57 at Hofstra Hempstead, N.Y.

2017:

First Round
W 62-56 at St. Joseph's Philadelphia, Pa.

Second Round
L 61-56 at JMU Harrisonburg, Va..

Total: 22 games13-9 record



25 APPEARANCES & THREE FINAL FOUR APPEARANCES 34-25 (.576) IN NCAA TOURNAMENT GAMES

Year	Seed/Region	Qualified	Round	Seed/Opponent	Result	Location
1984	#5 East	At-Large	1st	#4 North Carolina State	L, 86-73	Raleigh, N.C.
1985	#6 Mideast	At-Large	1st	#3 Tennessee	L, 65-55	Knoxville, Tenn.
1986	#1 East	At-Large	1st	#8 James Madison	L, 71-62	Charlottesville, Va.
1987	#3 Mideast	At-Large	2nd	#6 Memphis State	W, 76-75	Charlottesville, Va.
		Reg. Semifinal		#2 Tennessee	L, 66-58	Knoxville, Tenn.
1988	#2 East	At-Large	2nd	#7 St. John's	W, 85-64	Charlottesville, Va.
		Reg. Semifinal		#3 Rutgers	W, 89-75	Norfolk, Va.
		Reg. Final		#1 Tennessee	L, 84-76	Norfolk, Va.
1989	#4 East	At-Large	2nd	#12 West Virginia	W, 81-68	Charlottesville, Va.
		Reg. Semifinal		#1 Tennessee	L, 80-47	Bowling Green, Ky.
1990	#2 East	ACC Champ	2nd	#7 Penn State	W, 85-64	Charlottesville, Va.
		Reg. Semifinal		#3 Providence	W, 77-71	Norfolk, Va.
		Reg. Final		#1 Tennessee	W, 79-75 OT	Norfolk, Va.
		Final Four		#1 (West) Stanford	L, 75-66	Knoxville, Tenn.
1991	#1 Midwest	At-Large	2nd	#8 Stephen F. Austin	W, 74-72	Charlottesville, Va.
		Reg. Semifinal		#5 Oklahoma State	W, 76-61	Austin, Texas
		Reg. Final		#10 Lamar	W, 85-70	Austin, Texas
		Final Four		#3 (East) Connecticut	W, 61-55	New Orleans, La.
		Nat'l Champ.		#1 (Mideast) Tennessee	L, 70-67 OT	New Orleans, La.
1992	#1 East	ACC Champ	2nd	#8 George Washington	W, 97-58	Charlottesville, Va.
		Reg. Semifinal		#4 West Virginia	W, 103-83	Charlottesville, Va.
		Reg. Final		#3 Vanderbilt	W, 70-58	Charlottesville, Va.
		Final Four		#1 (West) Stanford	L, 66-65	Los Angeles, Calif.
1993	#2 East	ACC Champ	2nd	#7 Florida	W, 69-55	Charlottesville, Va.
		Reg. Semifinal		#6 Georgetown	W, 77-57	Richmond, Va.
		Reg. Final		#1 Ohio State	L, 75-73	Richmond, Va.
1994	#3 Mideast	At-Large	1st	#14 Loyola, Md.	W, 72-47	Charlottesville, Va.
		2nd		#6 S.W. Missouri State	W, 67-63	Charlottesville, Va.
		Reg. Semifinal		#2 Southern California	L, 85-66	Fayetteville, Ark.
1995	#3 East	At-Large	1st	#14 Dartmouth	W, 71-68	Charlottesville, Va.
			2nd	#6 Florida	W, 72-67	Charlottesville, Va.
		Reg. Semifinal		#2 Louisiana Tech	W, 63-62	Storrs, Conn.
		Reg. Final		#1 Connecticut	L, 67-63	Storrs, Conn.
1996	#3 East	At-Large	1st	#14 Manhattan	W, 100-55	Charlottesville, Va.
			2nd	#6 George Washington	W, 62-43	Charlottesville, Va.
		Reg. Semifinal		#2 Old Dominion	W, 72-60	Charlottesville, Va.
		Reg. Final		#1 Tennessee	L, 52-46	Charlottesville, Va.
1997	#4 West	At-Large	1st	#13 Troy State	W, 96-74	Charlottesville, Va.
			2nd	#5 Utah	W, 65-46	Charlottesville, Va.
		Reg. Semifinal		#1 Stanford	L, 91-69	Missoula, Mont.
1998	#6 West	At-Large	1st	#11 Southern Methodist	W, 77-68	Tucson, Ariz.
			2nd	#3 Arizona	L, 94-77	Tucson, Ariz.
1999	#9 West	At-Large	1st	#8 Penn State	L, 82-69	Ruston, La.
2000	#4 Mideast	At-Large	1st	#13 Pepperdine	W, 74-62	Charlottesville, Va.
			2nd	#5 Boston College	W, 74-70	Charlottesville, Va.
		Reg. Semifinal		#1 Tennessee	L, 77-56	Memphis, Tenn.
2001	#9 Midwest	At-Large	1st	#8 Michigan	L, 81-71 OT	Notre Dame, Ind.
2002	#8 Mideast	At-Large	1st	#9 Iowa	L, 69-62	Storrs, Conn.
2003	#8 Mideast	At-Large	1st	#9 Illinois	W, 72-56	Knoxville, Tenn.
			2nd	#1 Tennessee	L, 81-51	Knoxville, Tenn.
2005	#6 Minneapolis	At-Large	1st	#11 Old Dominion	W, 79-57	Minneapolis, Minn.
			2nd	#3 Minnesota	L, 73-58	Minneapolis, Minn.
2008	#4 Greensboro	At-Large	1st	#13 UC Santa Barbara	W, 86-52	Norfolk, Va.
			2nd	#5 Old Dominion	L, 88-85 OT	Norfolk, Va.
2009	#5 Trenton	At-Large	1st	#12 Marist	W, 68-61	Los Angeles, Calif.
			2nd	#4 California	L, 99-73	Los Angeles, Calif.
2010	#5 Dayton	At-Large	1st	#12 Wisconsin-Green Bay	L, 67-69	Ames, Iowa
2018	#10 Albany	At-Large	1st	#7 California	W, 68-62	Columbia, S.C.
			2nd	#2 South Carolina	L, 66-56	Columbia, S.C.

Bolded teams were national champions that year



RECORD VS NCAA OPPONENTS

Virginia has played 41 different opponents in 59 NCAA tournament games since 1984. The Cavaliers have an overall NCAA tournament record of 34-25.

ARIZONA (0-1)

1998 94-77.....L.....A

BOSTON COLLEGE (1-0)

2000 74-70.....W.....H

CALIFORNIA (1-1)

2009 99-73.....L.....N

2018 68-62.....W.....N

CONNECTICUT (1-1)

1991 61-55.....W.....N

1995 67-63.....L.....A

DARTMOUTH (1-0)

1995 71-68.....W.....H

FLORIDA (2-0)

1993 69-55.....W.....H

1995 72-67.....W.....H

GEORGETOWN (1-0)

1993 77-57.....W.....N

GEORGE WASHINGTON (2-0)

1992 97-58.....W.....H

1996 62-43.....W.....H

GREEN BAY (0-1)

2010 69-67.....L.....N

ILLINOIS (1-0)

2003 72-56.....W.....N

IOWA (0-1)

2002 69-62.....L.....N

JAMES MADISON (0-1)

1986 71-62.....L.....H

LAMAR (1-0)

1991 85-70.....W.....N

LOUISIANA TECH (1-0)

1995 63-62.....W.....N

LOYOLA, MD (1-0)

1994 72-47.....W.....H

MANHATTAN (1-0)

1996 100-55.....W.....H

MARIST (1-0)

2009 68-61.....W.....N

MEMPHIS STATE (1-0)

1987 76-75.....W.....H

MICHIGAN (0-1)

2001 81-71 ot.....L.....N

MINNESOTA (0-1)

2005 73-58.....L.....A

NC STATE (0-1)

1984 86-73.....L.....A

OHIO STATE (0-1)

1993 75-73.....L.....N

OKLAHOMA ST. (1-0)

1991 76-61.....W.....N

OLD DOMINION (2-1)

1996 72-60.....W.....H

2005 79-57.....W.....N

2008 88-85.....LOT.....A

PENN STATE (1-1)

1990 85-64.....W.....H

1999 82-69.....L.....N

PEPPERDINE (1-0)

2000 74-62.....W.....H

PROVIDENCE (1-0)

1990 77-71.....W.....N

RUTGERS (1-0)

1988 89-75.....W.....N

ST. JOHN'S (1-0)

1988 85-64.....W.....H

S.W. MISSOURI (1-0)

1994 67-63.....W.....H

SO. CALIFORNIA (0-1)

1994 85-66.....L.....N

SO. CAROLINA (0-1)

2018 66-56.....L.....A

SO. METHODIST (1-0)

1998 77-68.....W.....N

S.F. AUSTIN (1-0)

1991 74-72.....W.....H

STANFORD (0-3)

1990 75-66.....L.....N

1992 66-65.....L.....N

1997 81-69.....L.....N

TENNESSEE (1-8)

1985 65-55.....L.....A

1987 66-58.....L.....A

1988 84-76.....L.....N

1989 80-47.....L.....N

1990 79-75 ot.....W.....N

1991 70-67 ot.....L.....N

1996 52-46.....L.....H

2000 77-56.....L.....N

2003 81-51.....L.....A

TROY STATE (1-0)

1997 96-74.....W.....H

UC SANTA BARBARA (1-0)

2008 86-52.....W.....N

UTAH (1-0)

1997 65-46.....W.....H

VANDERBILT (1-0)

1992 70-58.....W.....H

WEST VIRGINIA (2-0)

1989 81-68.....W.....H

1992 103-63.....W.....H

NCAA TOURNAMENT HONORS

FINAL FOUR

MOST OUTSTANDING PLAYER

1991 Dawn Staley

ALL-TOURNAMENT TEAM

1991 Tonya Cardoza

Dawn Staley

1992 Dawn Staley

EAST REGIONAL

MOST OUTSTANDING PLAYER

1990 Dawn Staley

1992 Dawn Staley

ALL-TOURNAMENT TEAM

1988 Daphne Hawkins

Donna Holt

1990 Tammi Reiss

Dawn Staley

1992 Heather Burge

Dawn Staley

1993 Heather Burge

Dena Evans

1995 Wendy Palmer

Tora Suber

1996 Tora Suber

DeMya Walker

MIDWEST REGIONAL

MOST OUTSTANDING PLAYER

1991 Dawn Staley

ALL-TOURNAMENT TEAM

1991 Tonya Cardoza

Tammi Reiss

Dawn Staley

1990 FINAL FOUR TEAM



Front row (L-R): Fran Scott, Dena Evans, Carmela Franklin, Tammi Reiss, Dawn Staley, Tina Toney. Back row (L-R): Head Coach Debbie Ryan, Assistant Coach Frank DiLeo, Felicia Santelli, Tekshia Ward, Melanee Wagener, Heidi Burge, Heather Burge, Audra Smith, Allison Moore, Assistant Coach Shawn Campbell, Assistant Coach Melissa Wiggins.

1990 NCAA FINAL FOUR

March 30 & April 1, 1990 at Knoxville, Tennessee



The Cavaliers' appearance in the 1990 NCAA Final Four was the first in the history of the Virginia women's basketball program and the second for an Atlantic Coast Conference team ... Virginia advanced to the NCAA Final Four with a 79-75 overtime victory over fourth-ranked Tennessee at the ODU Fieldhouse in Norfolk, Va. ... The Cavaliers' East regional championship denied Tennessee a chance to play in the Final Four on its home court ... Virginia lost to eventual national champion Stanford, 75-66, in the semifinals at the Thompson-Boling Arena ... Dawn Staley was named MVP of the NCAA East Regional and was selected to the East Regional All-Tournament team ... Tammi Reiss was named to the NCAA East Regional All-Tournament team ... the 29 wins marked a new school record.

No.	Player	Cl.	Pos.	Ht.	Hometown	PPG	RPG	FG-Pct.	FT-Pct.
30	Heidi Burge	1	C	6-4	Palo Verdes Est., Calif.	8.2	6.4	.420	.667
34	Heather Burge	1	C	6-4	Palo Verdes Est., Calif.	12.2	6.7	.474	.535
10	Dena Evans	1	G	5-5	Deer Park, Texas	9.3	2.2	.434	.867
3	Carmela Franklin	4	G	5-6	Jacksonville, Fla.	1.5	1.7	.500	.773
44	Allison Moore	1	F	6-1	College Park, Ga.	1.0	0.6	.231	.100
32	Tammi Reiss	2	G	5-6	Eldred, N.Y.	15.3	2.8	.474	.790
52	Felicia Santelli	2	F	6-0	Scarsdale, N.Y.	0.8	0.8	.667	.333
5	Fran Scott	4	G-F	5-8	Oak Hill, Ill.	2.9	1.8	.398	.727
54	Audra Smith	2	F-C	6-2	Milledgeville, Ga.	2.7	3.8	.441	.625
24	Dawn Staley	2	G	5-6	Philadelphia, Pa.	17.9	6.7	.452	.781
15	Tina Toney	2	G	5-8	Jacksonville, Fla.	1.4	0.9	.250	.800
21	Melanee Wagener	2	F-C	6-3	Sykesville, Md.	2.6	2.0	.444	.462
20	Tekshia Ward	3	F	6-1	College Park, Ga.	6.6	5.9	.588	.492

Head Coach: Debbie Ryan

Assistant Coaches: Frank DiLeo, Shawn Campbell, Melissa Wiggins


Results (29-6, 11-3 ACC)

Nov. 24	vs. Southern IllinoisW	81-60
Nov. 25	vs. #22 VanderbiltW	76-74
Nov. 26	at HawaiiL	78-88
Dec. 1	HOLY CROSSW	72-71
Dec. 2	#9 UNLVW	74-73
Dec. 6	#18 OLD DOMINIONW	86-70
Dec. 9	at James MadisonW	67-55
Dec. 19	AUGUSTAW	76-38
Dec. 20	RICHMONDW	76-62
Dec. 28	vs. #17 AuburnW	61-59
Dec. 29	at RutgersW (OT)	72-71
Jan. 3	at Virginia TechW	79-77
Jan. 6	at Penn StateL	77-90
Jan. 10	#14 MARYLANDW	82-79
Jan. 11	MORGAN STATEW	96-52
Jan. 14	at #12 N.C. StateW	70-66
Jan. 16	at DukeL	74-84
Jan. 20	GEORGIA TECHW	97-77
Jan. 22	at North CarolinaW	81-63
Jan. 27	WAKE FORESTW	58-55
Jan. 31	CLEMSONW	67-64
Feb. 3	at Georgia TechW	94-65
Feb. 7	at Wake ForestW	62-61
Feb. 10	DUKEW	86-62
Feb. 15	NORTH CAROLINAW	95-46
Feb. 17	at ClemsonW	71-63
Feb. 21	at MarylandL	60-63
Feb. 24	#9 N.C. STATEL	64-77
Mar. 3	Georgia Tech*W	73-65
Mar. 4	Clemson*W	84-66
Mar. 5	#9 N.C. State*W (OT)	67-64
Mar. 17	PENN STATE \$W	85-64
Mar. 22	#18 Providence \$ (Norfolk, Va.)W	77-71
Mar. 24	#4 Tennessee \$ (Norfolk, Va.)W (OT)	79-75
Mar. 30	#2 Stanford \$ (Knoxville, Tenn.)L	66-75

* ACC Tournament at Fayetteville, N.C.
\$ NCAA Tournament
Home 13-1, Away 8-4, Neutral 8-1



1991 FINAL FOUR TEAM



Front row (L-R): Felicia Santelli, Tonya Cardoza, Tammi Reiss, Tina Toney, Dena Evans, Danw Staley, Allison Moore. Back row (L-R): Head Coach Debbie Ryan, Assistant Coach Frank DiLeo, Katasha Artis, Melanee Wagener, Audra Smith, Heather Burge, Heidi Burge, Tekshia Ward, Wendy Toussaint, Assistant Coach Shawn Campbell, Assistant Coach Melissa Wiggins.

1991 NCAA Final Four

March 30-31, 1991 at New Orleans, Louisiana



Virginia advanced to its first national championship appearance with a 61-55 victory over Connecticut in the semifinal game on March 30, 1991. Connecticut was coached by former UVA assistant coach Geno Auriemma. Tennessee defeated defending national champion Stanford, 68-60, in the other semifinal game to advance to the final. The Lady Vols rallied to defeat Virginia in overtime, 70-67, in the national championship game. Tennessee led 27-26 at halftime, but Dawn Staley led the Cavaliers in the second half the score was tied at 60 at the end of regulation the championship was the first NCAA Final Four overtime title game. Staley scored a championship game record 28 points and added 11 rebounds. Staley was named Final Four Most Outstanding Player, marking the first time the award was given to a player from the losing team. Tennessee's Dena Head also scored 28 points to share the scoring record. Staley and Cardoza were named to the NCAA Final Four All-Tournament team. Virginia registered the first 30-win season in school history.

player from the losing team Tennessee's Dena Head also scored 28 points to share the scoring record. Staley and Cardoza were named to the NCAA Final Four All-Tournament team. Virginia registered the first 30-win season in school history.

No.	Player	Cl.	Pos.	Ht.	Hometown	PPG	RPG	FG-Pct.	FT-Pct.
30	Heather Burge	2	C	6-5	Palos Verdes Est., Calif.	12.7	5.6	.517	.542
34	Heidi Burge	2	C	6-5	Palos Verdes Est., Calif.	8.9	5.4	.455	.682
23	Tonya Cardoza	4	F	5-10	Roxbury, Mass.	15.6	6.1	.544	.764
10	Dena Evans	2	G	5-5	Deer Park, Texas	5.0	1.3	.352	.717
44	Allison Moore	2	F	6-1	Virginia Beach, Va.	1.2	0.9	.293	.000
32	Tammi Reiss	3	G	5-6	Eldred, N.Y.	15.4	2.9	.508	.758
52	Felicia Santelli	3	F	6-0	Scarsdale, N.Y.	0.3	0.5	.286	.000
54	Audra Smith	3	F-C	6-2	Milledgeville, Ga.	3.7	3.1	.554	.443
24	Dawn Staley	3	G	5-6	Philadelphia, Pa.	14.6	6.1	.450	.824
15	Tina Toney	4	G	5-8	Jacksonville, Fla.	1.2	1.4	.278	.450
33	Wendy Toussaint	1	F	5-11	Irvington, N.J.	1.9	1.0	.440	.652
21	Melanee Wagener	3	F-C	6-2	Mt. Airy, Md.	5.6	4.4	.517	.632
20	Tekshia Ward	4	F	6-1	College Park, Ga.	5.2	2.9	.538	.569

Head Coach: Debbie Ryan
Assistant Coaches: Frank DiLeo, Shawn Campbell, Melissa Wiggins

RESULTS (31-3, 14-0 ACC)

Nov. 24	at St. Peter's	W	91-59
Nov. 28	VIRGINIA TECH	W	93-44
Dec. 1	at #12 Texas	W	80-74
Dec. 4	at Old Dominion	W	90-59
Dec. 7	LAFAYETTE	W	103-41
Dec. 8	Florida State	W	92-77
Dec. 19	ST. FRANCIS	W	102-45
Dec. 20	MORGAN STATE	W	96-37
Dec. 28	vs. Fla. International	W	78-46
Dec. 29	vs. Michigan State	W	91-74
Dec. 30	vs. Kansas	W	97-51
Jan. 3	#4 PENN STATE	L	71-73
Jan. 5	at Duke	W	95-56
Jan. 9	at #12 Clemson	W	81-75
Jan. 12	at #3 N.C. State	W	(3OT) 123-120
Jan. 16	MARYLAND	W	76-59
Jan. 19	at Georgia Tech	W	98-72
Jan. 24	at Wake Forest	W	87-70
Jan. 26	ST. JOHN'S	W	90-51
Jan. 29	at North Carolina	W	92-67
Feb. 2	GEORGIA TECH	W	98-94
Feb. 6	NORTH CAROLINA	W	97-60
Feb. 9	DUKE	W	86-61
Feb. 14	WAKE FOREST	W	98-66
Feb. 16	#23 CLEMSON	W	89-62
Feb. 20	at Maryland	W	111-74
Feb. 23	#7 N.C. STATE	W	95-78
Mar. 2	North Carolina *	W	90-69
Mar. 3	Clemson *	L	62-65
Mar. 17	#14 S. F. AUSTIN \$	W	74-72
Mar. 21	#25 Oklahoma State \$	W	76-61
Mar. 23	(Austin, Texas)	W	85-70
Mar. 30	#13 Connecticut \$	W	61-55
Mar. 31	(New Orleans, La.)	W	67-70
Mar. 31	#4 Tennessee \$	L	(OT) 67-70
Mar. 31	(New Orleans, La.)	L	

* ACC Tournament at Fayetteville, N.C.
 \$ NCAA Tournament
 Home 14-1, Away 10-0, Neutral 7-2

1992 FINAL FOUR TEAM



Front row (L-R): Dena Evans, Wendy Toussaint, Allison Moore, Melanne Wagener, Dawn Staley, Tammi Reiss, Felicia Santelli, Audra Smith, Chris Lesoravage. Back row (L-R): Head Coach Debbie Ryan, Assistant Coach Frank DiLeo, Charleata Beale, Heather Burge, Heidi Burge, Amy Lofstedt, Assistant Coach Shawn Campbell, Assistant Coach Melissa Wiggins.

1992 NCAA Final Four April 4-5, 1992 at Los Angeles, California



The Cavaliers advanced to the NCAA Final Four for the third consecutive season, after defeating Vanderbilt, 70-58, to win the first NCAA East Regional in Charlottesville ... Dawn Staley was named the Most Outstanding Player of the NCAA East Regional Tournament ... Heather Burge and Staley were named to NCAA East Regional All-Tournament team ... Virginia's opponent in the national semifinal game was Stanford ... the Cavaliers led 51-44 with under eight minutes left, but Stanford rallied to take a 66-65 lead ... Stanford missed the front end of a one-and-one, and the Cavaliers grabbed the rebound ... Staley drove but was cut off on the last possession, and Melanee Wagener emerged with control and called timeout ... Virginia's last effort with 0.8 seconds remaining fell short ... Stanford defeated Western Kentucky to win the national championship ... Staley was named to the NCAA Final Four All-Tournament team.

Team ... Virginia finished the season with a school-record 32 wins ... the Cavaliers were ranked number one in the Associated Press poll and second in the USA Today poll at the end of the regular season.

No.	Player	Cl.	Pos.	Ht.	Hometown	PPG	RPG	FG-Pct.	FT-Pct.
42	Charleata Beale	1	F	6-0	Dale City, Va.	2.9	1.7	.312	.788
30	Heather Burge	3	C	6-5	Palos Verdes Est., Calif.	17.2	8.4	.554	.469
34	Heidi Burge	3	C	6-5	Palos Verdes Est., Calif.	10.0	6.0	.486	.687
10	Dena Evans	4	G	5-5	Deer Park, Texas	6.5	2.8	.429	.733
22	Chris Lesoravage	1	G	6-0	Doylestown, Pa.	2.5	1.4	.397	.294
40	Amy Lofstedt	1	F-C	6-1	Ankeny, Iowa	2.4	1.8	.413	.617
44	Allison Moore	3	F-G	6-1	Virginia Beach, Va.	0.6	0.5	.188	.750
32	Tammi Reiss	4	G	5-6	Eldred, N.Y.	16.4	4.2	.469	.815
52	Felicia Santelli	4	F	6-0	Scarsdale, N.Y.	0.8	0.7	.316	.750
54	Audra Smith	4	F-C	6-2	Milledgeville, Ga.	4.3	4.1	.605	.646
24	Dawn Staley	4	G	5-6	Philadelphia, Pa.	14.5	5.6	.484	.808
33	Wendy Toussaint	3	F	5-11	Irvington, N.J.	1.6	1.8	.571	.536
21	Melanie Wagener	4	F-C	6-2	Mt. Airy, Md.	5.1	5.0	.470	.679

Head Coach: Debbie Ryan

Assistant Coaches: Frank DiLeo, Shawn Campbell, Melissa Wiggins

Results (32-2, 15-1 ACC)

Nov. 22	FAIRFIELDW110-64
Nov. 23	WEST VIRGINIAW92-63
Nov. 26	CANISIUSW92-36
Nov. 30	at TempleW81-52
Dec. 4	at RichmondW88-61
Dec. 7	#13 TEXASW77-47
Dec. 19	VA. COMMONW101-55
Dec. 28	at UCLAW77-55
Dec. 29	vs. Southern CalW71-52
Jan. 3	at Florida StateW87-60
Jan. 5	at #17 AuburnW77-70
Jan. 8	at North CarolinaW83-68
Jan. 11	#12 N.C. STATEW101-70
Jan. 15	#3 MARYLANDL65-67
Jan. 18	#17 CLEMSONW85-52
Jan. 22	at Wake ForestW78-44
Jan. 25	GEORGIA TECHW79-74
Jan. 27	FLORIDA STATEW81-43
Feb. 1	at DukeW81-54
Feb. 5	WAKE FORESTW78-55
Feb. 8	at Georgia TechW86-62
Feb. 11	at #1 MarylandW75-74
Feb. 15	DUKEW93-48
Feb. 17	CONNECTICUTW64-43
Feb. 22	at #19 ClemsonW85-81
Feb. 26	NORTH CAROLINAW65-52
Feb. 29	at N.C. StateW76-74
Mar. 7	Duke *W81-55
Mar. 8	North Carolina *W74-55
Mar. 9	Georgia Tech *W70-69
Mar. 22	#16 GEO. WASH. \$W97-58
Mar. 26	#14 WEST VIRGINIA \$W103-83
Mar. 28	#13 VANDERBILT \$W70-58
Apr. 4	#3 Stanford \$L65-66

(Los Angeles, Calif.)
* ACC Tournament at Rock Hill, S.C.
\$ NCAA Tournament
Home 16-1, Away 12-0, Neutral 4-1



FINAL FOUR BOX SCORES

1990: NATIONAL SEMIFINAL

#2 seed VIRGINIA 38 28 - 66
 #1 seed Stanford 42 33 - 75

March 30, 1990 • Thompson-Boling Arena
 Knoxville, Tenn.

Virginia (29-6)	fg	3fg	ft	rb	pf	pt	a	to	bl	st	min
05 Fran Scott*	1-6	0-3	0-0	4	3	2	1	3	0	2	27
20 Tekshia Ward*	3-5	0-0	0-0	3	5	6	1	0	0	1	17
34 Heidi Burge*	3-10	0-0	1-2	8	4	7	0	3	3	0	30
24 Dawn Staley*	7-13	1-3	3-4	8	3	18	4	4	0	1	36
32 Tammi Reiss*	2-13	0-4	7-7	4	0	11	2	6	1	3	40
30 Heather Burge	5-9	0-0	4-4	7	3	14	0	2	0	2	18
54 Audra Smith	1-1	0-0	1-3	3	1	3	0	0	1	0	16
10 Dena Evans	2-6	1-3	0-0	0	2	5	1	2	0	0	15
03 Carmela Franklin	0-0	0-0	0-0	0	0	0	0	0	0	0	2
Team				3							
TOTALS	24-63	2-13	16-20	40	21	66	9	20	5	9	200

Shooting Pct.	FG	Pct.	3FG	Pct.	FT	Pct.
1st Half	15-35	.429	1-5	.200	7-10	.700
2nd Half	9-28	.321	1-8	.125	9-10	.900
Game	24-63	.381	2-13	.154	16-20	.800

Stanford (31-1)	fg	3fg	ft	rb	pf	pt	a	to	bl	st	min
23 Katy Steding*	5-13	2-3	6-6	8	2	18	1	1	0	0	36
44 Julie Zeilstra*	3-6	0-0	2-2	4	1	8	1	1	0	2	24
30 Trisha Stevens*	8-17	0-0	0-0	6	4	16	0	5	1	0	30
10 Jennifer Azzi*	5-9	3-5	2-4	6	3	15	5	1	0	3	38
34 Sonja Henning*	4-10	0-0	4-4	7	3	12	5	7	0	3	40
52 Val Whiting	1-11	0-0	2-4	8	2	4	0	2	2	2	26
14 Stacy Parson	1-1	0-0	0-0	0	1	2	0	0	0	1	6
Team				4							
TOTALS	27-67	5-8	16-20	43	16	75	12	17	3	11	200

Shooting Pct.	FG	Pct.	3FG	Pct.	FT	Pct.
1st Half	15-37	.405	4-5	.800	8-8	1.000
2nd Half	12-30	.400	1-3	.333	8-12	.667
Game	27-67	.403	5-8	.625	16-20	.800

Attendance: 20,023
 Officials: Patty Broderick, Sue Kennedy
 Technicals: none

NATIONAL SEMIFINALS:

#1 Stanford 75, #2 Virginia 66
 #2 Auburn 81, #1 Louisiana Tech 69

NATIONAL CHAMPIONSHIP:

Stanford 88, Auburn 81

1991: NATIONAL SEMIFINAL

#3 seed Connecticut 24 31 - 55
 #1 seed VIRGINIA 34 27 - 61

March 30, 1991 • Lakefront Arena
 New Orleans, La.

Connecticut (29-5)	fg	3fg	ft	rb	pf	pt	a	to	bl	st	min
05 Debbie Baer*	1-1	0-0	3-5	4	2	5	0	2	0	2	26
10 Laura Lishness*	2-8	0-0	2-3	4	0	6	6	4	1	0	34
21 Orly Grossman	2-3	0-1	0-0	0	2	4	3	1	0	0	18
22 Heidi Law	0-1	0-0	1-2	1	2	1	0	1	3	0	10
23 Shannon Saunders	0-0	0-0	0-0	1	1	0	0	0	0	1	5
24 Kerry Bascom*	6-14	0-0	2-2	14	3	14	1	1	0	0	33
31 Wendy Davis*	6-15	3-10	2-2	5	2	17	2	2	0	0	39
33 Meghan Pattyson*	3-10	0-0	2-2	5	3	8	2	2	0	1	35
Team				1							
TOTALS	20-52	3-11	12-16	35	15	55	14	13	4	4	200

Shooting Pct.	FG	Pct.	3FG	Pct.	FT	Pct.
1st Half	10-25	.400	2-5	.400	2-5	.400
2nd Half	10-27	.370	1-6	.167	10-11	.909
Game	20-52	.385	3-11	.273	12-16	.750

Virginia (31-2)	fg	3fg	ft	rb	pf	pt	a	to	bl	st	min
10 Dena Evans	0-1	0-0	0-0	1	2	0	2	0	0	0	18
20 Tekshia Ward	0-2	0-0	0-0	2	2	0	0	1	0	0	4
21 Melanee Wagener*	2-4	0-0	0-0	9	2	4	1	2	0	0	25
23 Tonya Cardoza*	6-14	0-1	4-6	6	2	16	1	2	0	3	38
24 Dawn Staley*	3-16	1-4	4-4	8	2	11	5	2	0	3	34
30 Heather Burge*	6-13	0-0	1-1	6	4	13	1	2	4	1	24
32 Tammi Reiss*	6-12	2-6	1-2	9	1	15	2	2	0	0	40
34 Heidi Burge	1-6	0-0	0-0	3	3	2	0	0	0	0	17
Team				2							
TOTALS	24-68	3-11	10-13	46	18	61	12	11	4	7	200

Shooting Pct.	FG	Pct.	3FG	Pct.	FT	Pct.
1st Half	15-34	.441	2-5	.400	2-2	1.000
2nd Half	9-34	.265	1-6	.167	8-11	.727
Game	24-68	.353	3-11	.273	10-13	.769

Attendance: 7,865
 Officials: Mike Brooks, June Courteau
 Technicals: none

NATIONAL SEMIFINALS:

#1 Virginia 61, #3 Connecticut 55
 #1 Tennessee 68, #2 Stanford 60

NATIONAL CHAMPIONSHIP:

Tennessee 70, Virginia 67 (OT)

FINAL FOUR BOX SCORES



1991: NATIONAL CHAMPIONSHIP

#1 seed VIRGINIA 26 34 7 - 67
#1 seed Tennessee 27 33 10 - 70

March 31, 1991 • Lakefront Arena
New Orleans, La.

Virginia (31-3)	fg	3fg	ft	rb	pf	pt	a	to	bl	st	min
10 Dena Evans	0-0	0-0	0-0	0	1	0	0	1	0	0	10
20 Tekshia Ward	0-0	0-0	1-2	1	0	1	0	0	0	0	7
21 Melanee Wagener, F	1-1	0-0	0-1	6	3	2	0	0	1	0	27
23 Tonya Cardoza, F	4-11	1-2	2-2	1	5	11	1	1	0	2	43
24 Dawn Staley, G	11-26	3-5	3-4	11	5	28	6	8	0	3	41
30 Heather Burge, C	5-11	0-0	0-3	11	4	10	0	3	1	1	31
32 Tammi Reiss, G	3-12	0-1	1-4	1	2	7	4	3	0	0	40
34 Heidi Burge	4-5	0-0	0-1	6	5	8	0	3	1	2	15
54 Audra Smith	0-0	0-0	0-2	5	2	0	0	1	0	1	11
Team				3				0			
TOTALS	28-66	4-8	7-19	45	27	67	11	20	3	9	225

Shooting Pct.	FG	Pct.	3FG	Pct.	FT	Pct.
1st Half	12-24	.500	1-1	1.000	1-6	.167
2nd Half/ot	16-42	.381	3-7	.429	6-13	.462
Game	28-66	.424	4-8	.500	7-19	.368

Tennessee (30-5)	fg	3fg	ft	rb	pf	pt	a	to	bl	st	min
03 Jody Adams, G	0-7	0-3	2-4	2	3	2	1	2	0	0	37
05 Regina Clark	0-1	0-0	0-0	0	0	0	0	1	0	0	3
11 Dena Head, G	9-17	0-0	10-14	9	3	28	3	8	0	3	41
20 Peggy Evans	3-5	0-0	1-3	2	5	7	0	3	1	0	20
21 Lisa Harrison, F	3-10	0-0	2-3	13	3	8	0	2	1	1	36
32 Daedra Charles, F	7-13	0-0	5-7	12	5	19	0	3	3	2	40
33 Nikki Caldwell	1-1	0-0	0-1	3	2	2	3	2	0	1	19
34 Kelli Casteel, C	1-7	0-0	2-3	5	2	4	1	2	0	0	29
Team				3				0			
TOTALS	24-61	0-322-35	49	23	70	8	23	5	7	225	

Shooting Pct.	FG	Pct.	3FG	Pct.	FT	Pct.
1st Half	11-33	.333	0-1	.000	5-8	.625
2nd Half/ot	13-28	.464	0-2	.000	17-27	.630
Game	24-61	.393	0-3	.000	22-35	.629

Attendance: 7,865 (2-session total 15,796)
Officials: Patty Broderick, Lou Pitt
Technical: none

NATIONAL SEMIFINALS:

#1 Virginia 61, #3 Connecticut 55
#1 Tennessee 68, #2 Stanford 60

NATIONAL CHAMPIONSHIP:

Tennessee 70, Virginia 67 (OT)

1992: NATIONAL SEMIFINAL

#1 seed Stanford 27 39 - 66
#1 seed VIRGINIA 29 36 - 65

April 4, 1992 • Pauley Pavilion
Los Angeles, Calif.

Stanford (29-3)	fg	3fg	ft	rb	pf	pt	a	to	bl	st	min
31 Chris MacMurdo, F	0-5	0-0	0-0	4	1	0	1	2	0	0	19
50 Rachel Hemmer, F	1-5	0-0	2-2	3	5	4	0	4	0	3	19
42 Val Whiting, C	9-20	0-0	10-12	12	4	28	2	2	0	2	38
15 Molly Goodenbour, G	6-12	4-7	0-1	4	4	16	6	2	0	5	39
25 Christy Hedgpeth, G	3-5	0-1	1-2	2	3	7	0	1	0	0	38
12 Tanda Rucker	0-1	0-1	0-0	1	0	0	1	0	0	0	11
12 Kelly Dougherty	3-4	0-0	2-3	1	1	8	0	1	0	0	9
55 Anita Kaplan	0-2	0-0	0-0	0	2	0	0	1	0	0	11
33 Ann Adkins	0-0	0-0	0-0	1	0	0	0	1	0	0	3
03 Kate Payne	1-1	0-0	1-5	4	1	3	3	0	0	0	12
22 Angela Taylor	0-0	0-0	0-0	0	0	0	0	0	0	0	1
Team				3				2			
TOTALS	23-55	4-916-25	35	21	66	13	16	0	10	200	

Shooting Pct.	FG	Pct.	3FG	Pct.	FT	Pct.
1st Half	-	.346	1-4	.250	8-10	.800
2nd Half	-	.483	3-5	.600	8-15	.533
Game	23-55	.418	4-9	.444	16-25	.640

Virginia (32-2)	fg	3fg	ft	rb	pf	pt	a	to	bl	st	min
34 Heidi Burge, F	2-4	0-0	1-2	5	5	5	1	0	0	0	11
30 Heather Burge, C	2-11	0-0	6-6	6	5	10	1	4	1	0	26
10 Dena Evans, G	3-10	0-2	0-0	4	5	6	2	4	0	0	33
24 Dawn Staley, G	7-18	0-4	5-7	9	4	19	4	5	0	2	36
32 Tammi Reiss, G	4-12	0-5	0-0	4	2	8	2	2	0	1	39
21 Melanee Wagener	3-5	0-0	0-0	10	3	6	2	0	0	1	17
54 Audra Smith	2-5	0-0	5-6	7	3	9	1	1	0	2	25
42 Charleata Beale	0-1	0-0	2-2	1	0	2	0	0	0	1	12
40 Amy Lofstedt	0-0	0-0	0-0	1	0	0	0	0	0	0	1
Team				3				0			
TOTALS	23-66	0-1119-23	50	27	65	13	16	1	7	200	

Shooting Pct.	FG	Pct.	3FG	Pct.	FT	Pct.
1st Half	-	.270	-	.000	9-10	.900
2nd Half	-	.448	-	.000	10-13	.769
Game	23-66	.348	0-11	.000	19-23	.826

Attendance: 12,421
Officials: Douglas Cloud, Bob Trammell
Technical: none

NATIONAL SEMIFINALS:

#1 Stanford 66, #1 Virginia 65
#4 Western Kentucky 83, #8 Missouri State 72

NATIONAL CHAMPIONSHIP:

Stanford 78, Western Kentucky 62



ACADEMIC ALL-AMERICANS



25 Val Ackerman
1978-81 • Forward • 5-10
Pennington, N.J.
Hopewell HS
1980, 1981 • Political Social
Thought



23 Jenny Boucek
1993-96 • Guard • 5-8
Nashville, Tenn.
University HS
1995, 1996 • Sports Medi-
cine




30 Heather Burge
1990-93 • Center • 6-5
Palos Verdes Estates, Calif.
Palos Verdes HS
1992, 1993 • Spanish
& Drama



10 Dena Evans
1990-93 • Guard • 5-5
Deer Park, Texas
Deer Park HS
1993 • Economics



25 Cathy Grimes
1982-85 • Forward • 5-10
Alexandria, Va.
Williams HS
1983, 1985 • English & Spanish



32 Tammi Reiss
1989-92 • Guard • 5-6
Glen Spey, N.Y.
Eldred Central HS
1992 • Sports Management

ACADEMIC ALL-AMERICAN

- 1980.....Valerie Ackerman (2nd)
- 1981.....Valerie Ackerman (1st)
- 1983.....Cathy Grimes (2nd)
- 1985.....Cathy Grimes (1st)
- 1992.....Heather Burge (2nd)
-Tammi Reiss (3rd)
- 1993.....Dena Evans (1st)
-Heather Burge (2nd)
- 1995.....Jenny Boucek (3rd)
- 1996.....Jenny Boucek (2nd)

ACADEMIC ALL-DISTRICT III

- 1992.....Heather Burge
-Dena Evans
-Tammi Reiss
- 1993.....Heather Burge
-Dena Evans
- 1995.....Jenny Boucek
- 1996.....Jenny Boucek

ACADEMIC ALL-AMERICA HALL OF FAME

- 1999.....Val Ackerman

ALL-TIME ACADEMIC ALL-AMERICAN

- 1997.....Tammi Reiss

NCAA POSTGRADUATE SCHOLARSHIP

- 1985.....Cathy Grimes

ACC POSTGRADUATE SCHOLARSHIP

- 1985.....Cathy Grimes
- 2001.....Katie Tracy
- 2013.....Simone Egwu
- 2017.....Breyana Mason



VAL ACKERMAN



In June of 1999, Val Ackerman was inducted into the GTE Academic All-America Hall of Fame. Ackerman is a 1981 graduate of the University of Virginia where she was a four-year starter for the women's basketball team and a two-time Academic All-American selection. She graduated with high distinction and received the Jettie Hill Award for the highest grade-point average among UVA women athletes. Ackerman played basketball professionally for one year in France before attending law school at UCLA where she earned her degree in 1985. Following two years of work at the New York City law firm of Simpson Thacher & Bartlett, Ackerman was hired by the National Basketball Association (NBA) as a staff attorney in 1988. From 1990-92, she served as special assistant to NBA Commissioner David Stern before being named vice president of business affairs in 1994.

In August 1996, Ackerman was appointed president of the Women's National Basketball Association (WNBA). A member of the Board of Directors of USA Basketball, she was a driving force behind the creation of the 1995-96 USA Basketball Women's National Team that compiled a 60-0 record during a year-long tour against college and international opponents, and won the gold medal at the 1996 Summer Olympics in Atlanta. In March 2005, Ackerman became president of USA Basketball. She also serves on the board of the Naismith Memorial Basketball Hall of Fame.

Ackerman received the University of Virginia Distinguished Alumna Award in October of 1997. The UVA Women's Center established the annual award to honor a female UVA graduate who has demonstrated excellence, leadership, and extraordinary commitment to her field, and who used her talents as a positive force for change.





#11 DONNA HOLT

Guard • 5-5
Chicago, Ill. • 1985-88

HONORS

- Kodak All-American, 1987, 1988
- ACC Player of the Year, 1988
- All-ACC, 1986, 1987, 1988
- ACC All-Tournament Team, 1987, 1988
- ACC All-Tournament Team MVP, 1987
- ACC Player of the Week (twice)
- ACC Silver Anniversary Team
- VaSID All-State, 1988
- Second women's basketball player in school history to have her jersey retired

CAREER RECORDS

- No. 1 in steals (529)
- No. 3 in assists (561)
- No. 5 in free throws made (347)
- No. 9 in scoring (1634 points)

SEASON RECORDS

- No. 1 in FT percentage (.848), 1987
- No. 1 in steals (164), 1987
- No. 1 in steals as a sophomore (133), 1986
- No. 1 in steals as a junior (164), 1987
- No. 1 in steals as a senior (131), 1988
- No. 1 in 3-point FG percentage (.383), 1988
- No. 2 in steals (133), 1986
- No. 4 in steals (131), 1988
- No. 5 in assists (176), 1987
- No. 8 in assists (155), 1988
- No. 10 in steals (101), 1985

GAME RECORDS

- Tied for No. 1 in steals (10), 1-28-86

#32 WENDY PALMER

Forward • 6-2
Timberlake, N.C. • 1993-96

HONORS

- Kodak All-American, 1995, 1996
- Associated Press All-American, 1995, 1996
- USBWA All-American, 1995, 1996
- ACC Player of the Year, 1995, 1996
- All-ACC, 1994, 1995, 1996
- ACC All-Freshman Team, 1993
- ACC All-Tournament Team, 1994, 1995, 1996
- ACC Player of the Week (six times)
- ACC Rookie of the Week (three times)
- ACC Legend Inductee, 2005
- State Player of the Year, 1995, 1996
- VaSID All-State, 1994, 1995, 1996
- Richmond Times-Dispatch All-State, 1995, 1996
- Richmond Times-Dispatch Player of the Year, 1995

CAREER RECORDS

- No. 1 in rebounds (1,221)
- No. 3 in field goals (780)
- No. 2 in FG percentage (.552)
- No. 4 in points (1,918)
- No. 6 in scoring average (15.2)
- No. 6 in field goal attempts (1,412)
- No. 9 in free throws (327)
- No. 9 in steals (219)

SEASON RECORDS

- No. 1 in scoring (540), 1994
- No. 1 in scoring (546), 1995
- No. 1 in FG% as a freshman (.614), 1993
- No. 1 in FG% as a junior (.566), 1995
- No. 1 in rebounds as a junior (327), 1995
- No. 1 in rebounds as a senior (358), 1996
- No. 2 in FG percentage (.614), 1993
- No. 2 in rebounds (358), 1996
- No. 3 in rebounds (327), 1995
- No. 5 in field goals (227), 1995
- No. 5 in rebounds (323), 1994
- No. 9 in points (546), 1995
- No. 9 in scoring average (17.6)
- No. 10 in points (540), 1994

Game Records

- No. 1 in field goal percentage (100.0, 9-9 vs. Cleveland St., 1-29-95)
- No. 2 in points (39), 1-25-95

#32 TAMMI REISS

Guard • 5-6
Eldred, N.Y. • 1989-92

HONORS

- All-Time Academic All-American, 1997
- Academic All-American, 1992
- Academic All-ACC, 1990, 1991, 1992
- Kodak All-American, 1991
- USBWA All-American, 1992
- All-ACC, 1989, 1990, 1991, 1992
- ACC All-Tournament Team, 1990, 1992
- ACC Player of the Week (three times)
- Richmond Times-Dispatch All-State, 1990, 1991

CAREER RECORDS

- No. 1 in 3-point FG percentage (.416)
- No. 2 in free throws (437)
- No. 4 in points (1,842)
- No. 4 in three-pointers (139)
- No. 6 in scoring average (14.5)
- No. 7 in field goals (633)
- No. 7 in field goal percentage (.481)
- No. 8 in field goals attempted (1315)
- No. 9 in assists (380)

SEASON RECORDS

- No. 1 in field goal percentage (.474), 1990
- No. 1 in 3-point FG percentage (.397), 1991
- No. 1 in free throws by a senior (145), 1992
- No. 1 in free throw percentage (.790), 1990
- No. 1 in free throw percentage (.815), 1992
- No. 2 in free throws (145), 1992
- No. 6 in free throws (128), 1990
- No. 8 in points (556), 1992

GAME RECORDS

- No. 1 in free throw percentage (1.000, 12-12 vs. Wake Forest, 1-24-91)

#24 DAWN STALEY

Guard • 5-6
Philadelphia, Pa. • 1989-92

HONORS

- Honda-Broderick Cup Award, 1991
- Champion USA Player of the Year, 1991, 1992
- WBCA Player of the Year, 1991, 1992
- Naismith Player of the Year, 1991, 1992
- USBWA Player of the Year, 1991, 1992
- Sports Illustrated Player of the Year, 1991
- Honda Basketball Sports Award, 1991
- Outstanding Phila. Amateur Athlete, 1991
- USBWA All-American, 1991, 1992
- Kodak All-American, 1990, 1991, 1992
- ACC Female Athlete of the Year, 1991, 1992
- ACC Player of the Year, 1991, 1992
- All-ACC, 1989, 1990, 1991, 1992
- MVP of the ACC Tournament, 1992
- ACC All-Tournament Team, 90, 91, 92
- VaSID Player of the Year, 1990, 91, 92
- VaSID All-State, 19990, 1991, 1992
- MVP of the NCAA Final Four, 1991
- Final Four All-Tournament Team, 91, 92
- MVP of NCAA Regional, 90, 91, 92
- NCAA Regional All-Tourn. Team, 90, 91, 92

CAREER RECORDS

- No. 1 in points (2135)
- No. 1 in scoring average (16.3)
- No. 1 in field goal attempts (1637)
- No. 1 in free throws (505)
- No. 1 in assists (729)
- No. 2 in steals (454)
- No. 3 in field goals (753)

SEASON RECORDS

- No. 1 in scoring (18.5), 1989
- No. 1 in scoring (17.9), 1990
- No. 1 in 3-point percentage (.346), 1990
- No. 1 in free throws (147), 1989
- No. 1 in assists (235), 1991
- No. 1 in assists by a junior (235), 1991
- No. 1 in assists by a senior (209), 1992
- No. 1 in FG by a freshman (431), 1989
- No. 1 in FT by a freshman (147), 1989
- No. 1 in FT by a sophomore (132), 1990

GAME RECORDS

- No. 1 in points in an NCAA Tournament game (32 vs. Penn State, 3-18-90)
- No. 1 in steals (10 vs. Temple, 11-20-91)
- No. 3 in points (37 at Wake Forest, 2-8-89)

#22 MONICA WRIGHT

Guard • 5-11
Woodbridge, Va. • 2007-10

HONORS

- First Team Associated Press All-American, 2010
- First Team WBCA State Farm Coaches All-American, 2010
- First Team USBWA All-American, 2010
- WBCA National Defensive Player of the Year, 2010
- ACC Player of the Year, 2010
- ACC Defensive Player of the Year, 2010
- VaSID Player of the Year, 2010
- Richmond Times-Dispatch State Player of the Year, 2010
- All-ACC, 2008-10
- ACC All-Tournament Team, 2008, 2010
- ACC Player of the Week (eight times)
- ACC Rookie of the Year, 2007

CAREER RECORDS

- No. 1 in scoring (2540)
- No. 1 in scoring average (19.1)
- No. 1 in field goals made (962)
- No. 1 in field goal attempts (2207)
- No. 1 in games with at least 25 points (28)

SEASON RECORDS

- No. 1 in scoring (734 points, 2010)
- No. 1 in scoring average (23.7, 2010)
- No. 1 in field goals made (271, 2009)
- No. 1 in field goal attempts (646, 2009)
- No. 1 in free throws made (163, 2010)

RETIRED NUMBERS

#11
DONNA HOLT

#22
MONICA WRIGHT

#24
DAWN STALEY

#25
CATHY GRIMES

#31
WENDY PALMER

RETIRED JERSEYS

MONICA
WRIGHT



NATIONAL HONORS

NAISMITH PLAYER OF THE YEAR

Presented by the Atlanta Tipoff Club
1991 Dawn Staley
1992 Dawn Staley

FRANCIS POMEROY NAISMITH PLAYER OF THE YEAR

Outstanding Player under 5-6
1993 Dena Evans

NAISMITH NATIONAL COACH OF THE YEAR

Presented by the Atlanta Tipoff Club
1991 Debbie Ryan

USBWA PLAYER OF THE YEAR

1991 Dawn Staley
1992 Dawn Staley

CHAMPION USA PLAYER OF THE YEAR

1991 Dawn Staley
1992 Dawn Staley

WBCA PLAYER OF THE YEAR

1991 Dawn Staley
1992 Dawn Staley

WBCA DEFENSIVE PLAYER OF THE YEAR

2010 Monica Wright

SPORTS ILLUSTRATED PLAYER OF THE YEAR

1991 Dawn Staley

HONDA BRODERICK AWARD COLLEGIATE WOMAN ATHLETE OF THE YEAR

1991 Dawn Staley

HONDA SPORTS AWARD BASKETBALL

1991 Dawn Staley

GBALLMAG.COM NATIONAL FRESHMAN OF YEAR

2002 Brandi Teamer

ASSOCIATED PRESS ALL-AMERICA

1995 Wendy Palmer (2nd)
1996 Wendy Palmer (2nd)
1997 Tora Suber (HM)
1999 DeMya Walker (HM)
2008 Monica Wright (HM)
2009 Monica Wright (HM)
2010 Monica Wright (1st)

USBWA ALL-AMERICAN

1991 Dawn Staley
1992 Dawn Staley
Tammi Reiss (2nd)
1995 Wendy Palmer
1996 Wendy Palmer
2010 Monica Wright

STATE FARM/WBCA ALL-AMERICA

1987 Donna Holt
1988 Donna Holt
1990 Dawn Staley
1991 Dawn Staley
1992 Tammi Reiss
Dawn Staley
1995 Wendy Palmer
1996 Wendy Palmer
2010 Monica Wright

KODAK DISTRICT ALL-AMERICA

1984 Cathy Grimes
1986 Donna Holt
Nancy Mayer
1990 Dawn Staley
1991 Tonya Cardoza
Tammi Reiss
Dawn Staley
1992 Tammi Reiss
Dawn Staley
1993 Heather Burge
1994 Wendy Palmer
1995 Wendy Palmer
1996 Wendy Palmer
1998 DeMya Walker
1999 DeMya Walker
2000 Schuye LaRue
Svetlana Volnaya
2001 Schuye LaRue
2008 Monica Wright
2009 Monica Wright
2010 Monica Wright

CONVERSE DISTRICT III COACH OF THE YEAR

1986 Debbie Ryan
1987 Debbie Ryan





RICHMOND TIMES-DISPATCH ALL-STATE SELECTIONS

1995	Wendy Palmer
1996	Wendy Palmer
1997	Tora Suber
1998	DeMya Walker
1999	DeMya Walker
	Erin Stovall
2000	Renee Robinson
	Schuye LaRue
2001	Schuye LaRue
2002	Brandi Teamer
	Telisha Quarles (HM)
2003	Brandi Teamer
	Cherrise Graham (HM)
2005	LaTonya Blue
	Brandi Teamer (HM)
2007	Lyndra Littles
	Monica Wright
2008	Monica Wright
2009	Monica Wright (1st Team & P.O.Y)
2010	Monica Wright

STATE PLAYER OF THE YEAR

1988	Daphne Hawkins
1991	Dawn Staley
1992	Dawn Staley
1995	Wendy Palmer
1996	Wendy Palmer
2001	Schuye LaRue
2002	Brandi Teamer
2009	Monica Wright
2010	Monica Wright

STATE ROOKIE OF THE YEAR

2002	Brandi Teamer
2007	Monica Wright
2011	Ataira Franklin

STATE COACH OF THE YEAR

1981	Debbie Ryan
1992	Debbie Ryan
1995	Debbie Ryan

VA SID ALL-STATE

1979	Valerie Ackerman (2nd)
	Jackie LaBerge (2nd)
1980	Melissa Mahony (2nd)
	Chrissy Reese (2nd)
1981	Melissa Mahony
	Linda Mitchell (2nd)
	Valerie Ackerman (2nd)
1988	Donna Holt
	Daphne Hawkins
	Tonya Cardoza (2nd)
1989	Tonya Cardoza
	Dawn Staley (2nd)
	Dawn Bryant (HM)
1990	Heather Burge (2nd)
	Tammi Reiss
	Dawn Staley
1991	Heather Burge
	Tonya Cardoza
	Tammi Reiss (2nd)
	Dawn Staley
1992	Heather Burge (2nd)
	Dawn Staley
1994	Wendy Palmer
1995	Wendy Palmer
	Jenny Boucek
1996	Wendy Palmer
	Tora Suber
1997	Tora Suber
1998	DeMya Walker
	Erin Stovall (2nd)
2001	Schuye LaRue
2002	Telisha Quarles
	Brandi Teamer
2003	Brandi Teamer (2nd)
	Cherrise Graham (2nd)
2005	LaTonya Blue
	Brandi Teamer (2nd)
2006	Sharneé Zoll
2007	Lyndra Littles
	Monica Wright (2nd)
2008	Monica Wright
	Lyndra Littles (2nd)
	Aisha Mohammed (HM)
	Sharneé Zoll (HM)
2009	Monica Wright
	Lyndra Littles
	Aisha Mohammed (2nd)
2010	Monica Wright
2011	Ataira Franklin (HM)
	Ariana Moorer (HM)
2012	Ariana Moorer
2013	Ataira Franklin
2014	Ataira Franklin
2015	Faith Randolph (2nd)
	Sarah Imovbioh (2nd)
2018	Dominique Toussaint (2nd)



CAVALIER TEAM AWARDS

WOMEN'S BASKETBALL COACHES' AWARD OF EXCELLENCE

1974	Leslie Berens
1975	Leslie Berens
1976	Terry Israel
1977	Kathy Williams
1978	Cecilia Bean
1979	Val Ackerman
1980	Melissa Mahony
1981	Val Ackerman
1982	Cathy Grimes
1983	Cathy Grimes
1984	Lyn Anastasio
1985	Cathy Grimes
1986	Donna Holt
1987	Donna Holt
1988	Donna Holt
1989	Dawn Bryant
1990	Dawn Staley
1991	Dawn Staley
1992	Dawn Staley
1993	Heather Burge, Dena Evans
1994	Wendy Palmer
1995	Wendy Palmer
1996	Wendy Palmer
1997	Tora Suber
1998	DeMya Walker
1999	DeMya Walker
2000	Lisa Hosac
2001	Schuye LaRue
2002	Telisha Quarles
2003	LaTonya Blue
2004	LaTonya Blue
2005	Jocelyn Logan-Friend
2006	Tiffany Sardin
2007	Lyndra Littles
2008	Sharneé Zoll, Monica Wright
2009	Monica Wright
2010	Monica Wright
2011	Ataira Franklin
2012	Ariana Mooror, Chelsea Shine
2013	Ataira Franklin
2014	Ataira Franklin
2015	Sarah Beth Barnette
2016	Faith Randolph
2017	Breyana Mason
2018	Jocelyn Willoughby

BEST OFFENSIVE PLAYER

2001	Schuye LaRue
2002	Telisha Quarles
2003	Cherrise Graham
2004	LaTonya Blue
2005	LaTonya Blue
2006	Brandi Teamer
2007	Tiffany Sardin
2008	Lyndra Littles
2009	Lyndra Littles
2010	Monica Wright
2011	Monica Wright
2012	-
2013	Ariana Mooror

BEST DEFENSIVE PLAYER

2001	Svetlana Volnaya
2002	Anna Crosswhite
2003	LaTonya Blue
2004	LaTonya Blue
2005	LaTonya Blue
2006	Jocelyn Logan-Friend
2007	Sharneé Zoll
2008	Brenna McGuire
2009	Monica Wright
2010	Monica Wright
2011	-
2012	Lexie Gerson

BEST REBOUNDER

2012	Chelsea Shine
------	---------------

ROOKIE OF THE YEAR

2001	Anna Prillaman
2002	Brandi Teamer
2003	-
2004	Siedah Williams
2005	Sharneé Zoll
2006	Lyndra Littles
2007	Monica Wright
2008	Aisha Mohammed
2009	Chelsea Shine
2010	Simone Egwu
	Telia McCall

MOST IMPROVED PLAYER

2001	Marcie Dickson
2002	Lynette O'Reggio
	Liz Sahin
2003	Safiya Grant-Fairley
2004	Jocelyn Logan-Friend
2005	Takisha Granberry
	Brenna McGuire
2006	Denesha Kenion
2007	Abby Robertson
	Britnee Millner
2008	Paulisha Kellum
2009	Kelly Hartig
	Kristen London
2010	Simone Egwu
	Telia McCall
2011	-
2012	Telia McCall
2017	J'Kyra Brown
2018	Dominique Toussaint
	Felicia Aiyeotan

LEADERSHIP AWARD

2001	Dean'na Mitchelson
	Katie Tracy
2002	Kathy Allen
	Anna Crosswhite
2005	Kate Kreager
	Jocelyn Logan-Friend
2006	Tiffany Sardin
	Sharneé Zoll
2007	Tara McKnight
	Sharneé Zoll
2008	Sharneé Zoll
	Tara McKnight
	Monica Wright
2009	Monica Wright
2010	Monica Wright

UNsung HERO

2001	Anna Crosswhite
2002	Karen Jaeger
2003	Anna Crosswhite
2004	Anna Prillaman
2005	Tiffany Sardin
	Siedah Williams
2006	Tara McKnight
	Siedah Williams
2007	Siedah Williams
	Paulisha Kellum
2008	Enongé Stovall
2009	Kristen London
2010	Jayna Hartig

PRESEASON CONDITIONING

2001	Svetlana Volnaya
2002	Telisha Quarles
2003	Liz Sahin
	Jocelyn Logan-Friend
2004	Alisa Wulff
2005	Sharneé Zoll
2006	Brenna McGuire
2007	Jayna Hartig
2008	Lyndra Littles
2009	Chelsea Shine
2010	China Crosby

MVP IN PRACTICE

2002	Karen Jaeger
2004	Brenna McGuire
2005	Sharneé Zoll
2006	Tara McKnight
2007	Jayna Hartig
	Monica Wright
2008	Monica Wright
2009	Monica Wright
2010	Monica Wright
2011	-
2012	Ataira Franklin

ACADEMIC AWARD

2012	Simone Egwu
2013	Simone Egwu
2014	Lexie Gerson
	Ataira Franklin
2016	Breyana Mason
2017	Lauren Moses
2018	Jocelyn Willoughby

HEART & HUSTLE

2017	Jocelyn Willoughby
2018	Lauren Moses

WAHOO IMPACT AWARD

2017	Breyana Mason
------	---------------



COACHES' AWARD

For outstanding contributions to the team

- 2001 John Truslow (equipment)
Penny Rue
Bill Harmon
Jed Williams (radio)
- 2002 Kevin Nichols (administrative asst.)
Carol Callahan
Myron Ripley (radio)
Paul (bus driver)
- 2003 Howard Goodman (ITC)
Kristy Drobney (academic affairs)
Dr. Frank McCue
Phyllis Bowman
- 2004 David Bell (equipment)
Todd Goodale (video services)
Victoria Goodloe (strength coach)
Katie McFadden (marketing)
Trenton Good (Marriott)
- 2005 Cady Condyles (video)
Veronica Molina (Residence Inn)
Ed Nordenschild (strength coach)
Katie Purcell (head manager)
Chris Walters (team manager)
Tangy Williams (Director of Operations)
- 2006 Suzy Blakely (housekeeping)
Kim Bowles (housekeeping)
Elizabeth Brinkmann (marketing)
Michelle Ely (office manager)
Carol Gutman (Dean)
Matt Marlow (head manager)
Naomi Perkins (business operations)
Lisa Welch (asst. ticket manager)
Barbara Yowell (business operations)
- 2007 Angela Crock (academic affairs)
Reggie Garrett (marketing)
Betty Goodman
Sharlene Sajonas
Brian Sellers (equipment)
Andrew Sensi (head manager)
Kelly McCabe Sisk (academic affairs)
- 2008 Dr. John McKnight
Dr. Eric Carson
Matt Marlow (Video Coordinator)
Karie Russell (Administrative Assistant)
Matt Althoff (Equipment)
Mike Moraghan (Video Services)
Larry Johnson (WINA Radio)
Jay James (WINA Radio)
- 2009 Chris Easton
Natalie Fitzgerald (Academic Affairs)
Kyle Gravitt (Manager)
Johanna Kessler-Sandridge
Brenda Lambert
Paul Murata
Byron Smith
- 2010 Maurice Apprey
John T. Casteen III
Angel Cavanaugh
Lindsay Clark
Bethany Dannelly
Meryl Kahn
Matt Marlow
Marty Northcroft
Jackie Saunders
Stacy Fowler
Wanda Grooms

BOB WILLIAMS AWARD

In honor of one of the most enthusiastic and supportive fans that Virginia Athletics and, in particular women's basketball, has ever known—Bob Williams— for achievement in academics and athletics.

- 2001 Elena Kravchenko
- 2002 Anna Crosswhite
- 2003 Liz Sahin
- 2004 Kate Kreager
- 2005 Jocelyn Logan-Friend
- 2006 Brenna McGuire
- 2007 Tara McKnight
- 2008 Paulisha Kellum
- 2009 Jayna Hartig
- 2010 Simone Egwu

ALUMNI SCHOLARSHIP

Presented to a member of the women's basketball team who best exemplifies the spirit and dedication that makes Virginia women's basketball successful.

- 1999 Chalois Lias
- 2000 Marcie Dickson
- 2001 Marcie Dickson
- 2002 Anna Crosswhite
- 2003 Safiya Grant-Fairley
- 2004 Tiffany Sardin
- 2005 Sharneé Zoll
- 2006 Sharneé Zoll
- 2007 Tara McKnight
- 2008 Lyndra Littles
- 2009 Monica Wright
- 2010 Jayna Hartig
- 2011 Chelsea Shine
- 2012 Ataira Franklin
- 2013 Ataira Franklin
- 2014 Sarah Imovbioh
- 2015 Sydney Umeri

ACC TOP VI AWARDS

Presented annually to the six UVA student-athletes who have given the most in terms of service to the University and Charlottesville communities

- 2001 Katie Tracy
- 2002 Anna Crosswhite
- 2010 Monica Wright
- 2015 Sydney Umeri

THOMAS J. RYAN SCHOLARSHIP ALUMNI

Presented to a hard-working player committed to success; a team player who shuns the spotlight in favor of her teammates; a player who believes in family values and shares those values with her team.

- 2002 Safiya Grant-Fairley
- 2003 Anna Crosswhite
- 2004 Kate Kreager
- 2005 Tiffany Sardin
- 2006 Siedah Williams
- 2007 Paulisha Kellum
- 2008 Aisha Mohammed
- 2009 Kelly Hartig
- 2010 Chelsea Shine
- 2011 Ataira Franklin
- 2012 Lexie Gerson
- 2013 Lexie Gerson
- 2014 Faith Randolph
- 2015 Faith Randolph

CHRISTINE J. TORETTI WOMEN'S BASKETBALL SCHOLARSHIP

Awarded to a student-athlete participating on the women's basketball team who has maintained high academic achievement

- 2011 Simone Egwu
- 2012 Simone Egwu
- 2013 Kelsey Wolfe
- 2014 Jaryn Garner
- 2015 Breyana Mason

RALPH SAMPSON SCHOLARSHIP

Awarded to a third-year student-athlete who best demonstrates excellence in academics, leadership and athletics

- 2016 Breyana Mason

VIRGINIA ATHLETICS DEPARTMENT DISTINGUISHED STUDENT-ATHLETE SCHOLARSHIP AWARD

- 2017 Lauren Moses



2017 Distinguished Student-Athlete Scholarship Award



SCORING RECORDS

INDIVIDUAL - GAME

48	Mimi McKinney at North Carolina, 1-15-98
39	Monica Wright at Boston College, 1-21-10
39	Wendy Palmer vs. Maryland, 1-25-95
37	Dawn Staley at Wake Forest, 2-8-89
36	Cherrise Graham vs. North Carolina, 3-9-03
35	Monica Wright at Tennessee, 11-17-08
35	Tora Suber vs. North Carolina, 1-27-97
35	Tonya Cardoza vs. Fordham, 12-28-88
34	Monica Wright vs. Green Bay, 3-21-10
34	Monica Wright at Maryland, 2-8-10
34	Heather Burge at Virginia Tech, 12-8-93
34	Dawn Staley vs. Maryland, 2-15-89
33	Lyndra Littles vs. Louisiana Tech, 12-29-08
33	Schuye LaRue vs. Hampton, 2-19-01
33	Nancy Mayer vs. Clemson, 2-22-86
32	Monica Wright vs. NC State, 3-5-10
32	Lyndra Littles vs. Clemson, 3-1-07
32	Heather Burge vs. Georgia Tech, 1-23-93
32	Heather Burge vs. West Virginia, 11-23-91
32	Dawn Staley at Penn State, 1-6-90
32	Daphne Hawkins at Virginia Tech, 12-8-87
32	Daphne Hawkins at Clemson, 2-20-88
32	Melissa Mahony vs. William & Mary, 2-4-80

Frosh: 37 Dawn Staley at Wake Forest, 2-8-89
Soph: 36 Cherrise Graham vs. UNC, 3-9-03
Junior: 35 Monica Wright at Tennessee, 11-17-08
 35 Tonya Cardoza vs. Fordham, 12-28-88
Senior: 48 Mimi McKinney at UNC, 1-15-98

INDIVIDUAL - HALF

25 Monica Wright at Boston College, 1-21-10

TEAM - HALF

65 vs. Cleveland State, 11-29-95

TEAM - GAME

123 vs. NC State (3ot), 1-12-91
 120 vs. Cleveland State, 11-29-95

TEAM - SEASON

3012 - 1991

INDIVIDUAL - SEASON

Pts.	Player	Games
734	Monica Wright (2010)	31
696	Monica Wright (2009)	34
612	Heather Burge (1993)	32
598	Monica Wright (2008)	34
592	Daphne Hawkins (1988)	32
589	Lyndra Littles (2007)	34
585	Heather Burge (1992)	34
582	Tora Suber (1996)	33
580	Schuye LaRue (2001)	32
574	Dawn Staley (1989)	31
574	Dawn Staley (1990)	32
556	Tammi Reiss (1992)	34
546	Wendy Palmer (1995)	31

Frosh: 574 Dawn Staley (1989) 31
Soph: 598 Monica Wright (2008) 34
Junior: 696 Monica Wright (2009) 34
Senior: 734 Monica Wright (2010) 31

INDIVIDUAL - CAREER

Pts.	Player	Games
2540	Monica Wright (2007-10)	133
2135	Dawn Staley (1989-92)	131
2058	Heather Burge (1990-93)	135
1918	Wendy Palmer (1993-96)	126
1876	Lyndra Littles (2005-09)	120
1842	Tammi Reiss (1989-92)	127
1767	Tora Suber (1994-97)	127
1745	Cathy Grimes (1982-85)	114
1634	Donna Holt (1985-88)	121
1622	Nancy Mayer (1984-87)	121
1583	DeMya Walker (1996-99)	122
1538	Daphne Hawkins (1984-88)	111
1520	Brandi Teamer (2002-05)	116
1466	Nancy Mayer (1984-87)	117
1406	Ataira Franklin (2011-14)	131
1400	Melissa Mahony (1979-82)	120
1346	Faith Randolph (2013-16)	116
1323	Telisha Quarles (1999-02)	122
1316	Val Ackerman (1978-81)	116
1315	Monick Foote (1995-99)	109

SCORING AVERAGE

INDIVIDUAL - SEASON

Avg.	Player	G	Pts.
23.7	Monica Wright (2010)	31	734
20.5	Monica Wright (2009)	34	696
19.9	Lyndra Littles (2009)	25	497
19.1	Heather Burge (1993)	32	612
18.6	Cathy Grimes (1984)	29	540
18.5	Dawn Staley (1989)	31	574
18.5	Daphne Hawkins (1988)	32	592
18.2	Tonya Cardoza (1989)	26	472
18.1	Schuye LaRue (2001)	32	580
17.9	Dawn Staley (1990)	32	574
17.6	Monica Wright (2008)	34	598
17.6	Tora Suber (1996)	33	582
17.6	Wendy Palmer (1995)	31	546
17.3	Lyndra Littles (2007)	34	589

Frosh: 18.5 Dawn Staley (1989) 31 574
Soph: 18.1 Schuye LaRue (2001) 32 580
Junior: 20.5 Monica Wright (2009) 34 696
Senior: 23.7 Monica Wright (2010) 31 734

INDIVIDUAL - CAREER

Avg.	Player (Year)	G	Pts
19.1	Monica Wright (2006-10)	133	2540
16.3	Dawn Staley (1989-92)	131	2135
16.2	Schuye LaRue (1999-01)	66	1070
15.6	Lyndra Littles (2005-09)	120	1876
15.3	Cathy Grimes (1982-85)	114	1745
15.2	Wendy Palmer (1993-96)	126	1918
15.2	Heather Burge (1990-93)	135	2058
14.5	Tammi Reiss (1989-92)	127	1842
13.9	Daphne Hawkins (1985-88)	111	1538
13.9	Tora Suber (1994-97)	127	1767
13.5	Donna Holt (1985-88)	121	1634

TEAM - SEASON

Avg.	Year	G	Pts
88.6	1991	34	3012
82.0	1992	34	2788
81.1	1993	32	2595
80.0	1989	31	2480
79.0	1986	29	2292

LARGEST MARGIN OF VICTORY

85 vs. Alabama St., 12-29-96 (106-21)

LARGEST MARGIN OF DEFEAT

54 James Madison, 2-15-77 (88-34)

MOST VIRGINIA POINTS

124 at NC State (3ot), 1-12-91

FEWEST VIRGINIA POINTS

24 vs. VCU 2-23-74

FEWEST OPPONENT POINTS

19 by Mary Washington, 12-2-75

MOST OPPONENT POINTS

120 by NC State, 1-12-91, (3ot)
 105 by Georgia Tech, 1-21-89

MOST COMBINED POINTS

243at NC State (3OT), 1-12-91

LONGEST WIN STREAK

20 1986

LONGEST HOME WIN STREAK (U-HALL)

61 1-18-92 to 1-2-96

LONGEST HOME WIN STREAK (JPJ)

12 2-21-08 to 1-11-09

MOST VICTORIES: SEASON

32 1992 (32-2)

HIGHEST SCORING AVERAGE

88.6 1991 (3012 points, 34 games)

LOWEST OPPONENT AVERAGE

38.0 1974 (570 points, 15 games)

HIGHEST REBOUND AVERAGE

48.6 1975 (1070, 22 games)

MOST CONSECUTIVE FGM

11 Melissa Mahony, 1980
 11 Wendy Palmer, 1995

MOST CONSECUTIVE FTM

41 Monica Wright, 2010

MOST VICTORIES PLAYED IN

118 Heather Burge, 1989-93

GAMES PLAYED

Games	Player
136	Chelsea Shine (2009-12)
135	Heather Burge (1990-93)
134	Sharneé Zoll (2005-08)
134	Heidi Burge (1990-93)
134	Dena Evans (1990-93)
133	Paulisha Kellum (2007-08, 10-11)
133	Monica Wright (2007-10)
133	Ariana Moore (2009-12)

1,000 POINT CLUB



1.	Monica Wright	2007-10	2540
2.	Dawn Staley	1989-92	2135
3.	Heather Burge	1990-93	2058

4.	Wendy Palmer	1993-96	1918
5.	Lyndra Littles	2005-09	1876
6.	Tammi Reiss	1989-92	1842
7.	Tora Suber	1994-97	1767
8.	Cathy Grimes	1982-85	1745
9.	Donna Holt	1985-88	1634
10.	Tonya Cardoza	1987-91	1622
11.	DeMya Walker	1996-99	1583
12.	Daphne Hawkins	1984-88	1538
13.	Brandi Teamer	2002-05	1520

14.	Nancy Mayer	1984-87	1466
15.	Ataira Franklin	2011-14	1406
16.	Melissa Mahony	1979-82	1400
17.	Faith Randolph	2013-16	1346
18.	Telisha Quarles	1999-02	1323
19.	Val Ackerman	1978-81	1316
20.	Monick Foote	1995-99	1315
21.	Ariana Moorer	2009-12	1297
22.	Heidi Burge	1990-93	1191
23.	Sharnee Zoll	2005-08	1169
24.	Dena Evans	1990-93	1138
25.	LaTonya Blue	2002-05	1122
26.	Breyana Mason	2014-17	1080
27.	Aliyah Huland El	2015-18	1076
28.	Schuye LaRue	2000-01	1070
29.	Siedah Williams	2004-07	1053
30.	Lauren Moses	2015-18	1047
31.	Svetlana Volnaya	1999-01	1034
32.	Sarah Imovbioh	2013-15	1028
33.	Chelsea Shine	2009-12	1023
34.	Jenny Boucek	1993-96	1003



Monica Wright's 2,000th point was scored vs. Georgia 12/20/09



Dawn Staley's 2,000th point was scored vs. Clemson 2/22/92



Heidi Burge's 2,000th point was scored vs. Clemson 2/20/93



SCORING LEADERS

YEAR-BY-YEAR SCORING LEADERS

Year	Player	Class	Pos.	G	FG	3-FG	FT	Pts.	Avg
1974	Chris Dawson	Jr.	C	15	69	-	14	152	10.1
1975	Chris Dawson	Sr.	C	22	124	-	31	279	12.7
1976	Kathy Williams	Jr.	G	20	82	-	41	205	10.2
1977	Kathy Williams	Sr.	G	21	107	-	46	260	12.4
1978	Paula Shorten	So.	F/C	25	80	-	88	256	10.2
1979	Valerie Ackerman	So.	F	28	180	-	91	451	16.1
1980	Melissa Mahony	So.	G	32	203	-	85	491	15.3
1981	Melissa Mahony	Jr.	G	32	174	-	76	424	13.2
1982	Cathy Grimes	Fr.	F	28	156	-	73	385	13.8
1983	Cathy Grimes	So.	F	28	200	-	79	479	17.1
1984	Cathy Grimes	Jr.	F	29	216	-	108	540	18.6
1985	Nancy Mayer	So.	G/F	29	157	-	38	352	12.1
1986	Daphne Hawkins	So.	G	29	163	-	82	408	17.0
1987	Daphne Hawkins	Jr.	G	29	168	-	60	396	13.7
1988	Daphne Hawkins	Sr.	G	32	247	12	86	592	18.5
1989	Dawn Staley	Fr.	G	31	197	33	147	574	18.5
1990	Dawn Staley	So.	G	32	203	36	132	574	17.9
1991	Tonya Cardoza	Sr.	G/F	34	197	23	110	527	15.5
1992	Heather Burge	Jr.	C	34	255	0	75	585	17.2
1993	Heather Burge	Sr.	C	32	258	0	96	612	19.1
1994	Wendy Palmer	So.	F	32	221	1	97	540	16.9
1995	Wendy Palmer	Jr.	F	31	227	15	77	546	17.6
1996	Tora Suber	Jr.	G	33	193	61	135	582	17.6
1997	Tora Suber	Sr.	G	30	149	59	89	446	14.9
1998	DeMya Walker	Jr.	F	29	190	1	91	472	16.3
1999	DeMya Walker	Sr.	F	29	168	4	95	435	15.0
2000	Schuye LaRue	Fr.	F	34	198	11	83	490	14.4
2001	Schuye LaRue	So.	F/C	32	242	13	83	580	18.1
2002	Telisha Quarles	Sr.	G	30	166	51	89	472	15.7
2003	Cherrise Graham	So.	G	29	133	32	132	430	14.8
2004	Brandi Teamer	Jr.	F	24	105	4	61	275	11.5
2005	Brandi Teamer	Sr.	F	32	156	3	92	407	12.7
2006	Siedah Williams	Jr.	C	32	149	1	78	377	11.8
2007	Lyndra Littles	So.	F	34	218	0	153	589	17.3
2008	Monica Wright	So.	G	34	228	41	101	598	17.6
2009	Monica Wright	Jr.	G	34	271	37	117	696	20.5^
2010	Monica Wright	Sr.	G	31	270	31	163	734	23.7^
2011	Ariana Moorer	Jr.	G	33	107	9	97	320	9.7
2012	Ariana Moorer	Sr.	G	36	170	20	158	518	14.4
2013	Ataira Franklin	Jr.	G	29	151	43	69	414	14.3
2014	Ataira Franklin	Sr.	G	31	142	54	89	427	13.8
2015	Faith Randolph	Jr.	G	29	172	53	88	485	16.7
2016	Mikayla Venson	So.	G	31	158	70	83	469	15.1
2017	Breyana Mason	Sr.	G	33	134	38	35	341	10.3
2018	Dominique Toussaint	So.	G	33	135	46	60	376	11.4

^ACC Leader

30-POINT CLUB

- 48 Mimi McKinney at North Carolina, 1-15-98
- 39 Monica Wright at Boston College, 1-21-10
- 39 Wendy Palmer vs. Maryland, 1-25-95
- 37 Dawn Staley at Wake Forest, 2-8-89
- 36 Cherrise Graham vs. North Carolina, 3-9-03
- 35 Tora Suber vs. North Carolina, 1-27-97
- Tonya Cardoza vs. Fordham, 12-28-88
- 35 Monica Wright at Tennessee, 11-17-08
- 34 Monica Wright vs. Green Bay, 3-21-10
- Monica Wright at Maryland, 2-8-10
- Heather Burge at Virginia Tech, 12-8-93
- Dawn Staley vs. Maryland, 2-15-89
- 33 Monica Wright vs. #20 North Carolina, 2-15-10
- Lyndra Littles vs. Louisiana Tech, 12-29-08
- Schuye LaRue vs. Hampton, 2-19-01
- Nancy Mayer vs. Clemson, 2-26-86
- 32 Monica Wright vs. NC State, 3-5-10
- Lyndra Littles vs. Clemson, 3-1-07
- Heather Burge vs. Georgia Tech, 1-23-93
- Heather Burge vs. West Virginia, 11-23-91
- Dawn Staley at Penn State, 1-6-90
- Daphne Hawkins at Clemson, 2-20-88
- Daphne Hawkins at Virginia Tech, 12-8-87
- Melissa Mahony vs. Wm. & Mary, 2-4-80

- 31 Monica Wright vs. Purdue, 12-3-09
- Monica Wright vs. Manhattan, 11-15-09
- Monica Wright at Marquette, 11-29-08
- Monica Wright vs. North Carolina, 3-8-08
- Lyndra Littles vs. Georgia Tech, 3-2-08
- Daphne Hawkins vs. Old Dominion, 12-3-85
- 30 Monica Wright vs. James Madison, 12-6-09
- Lyndra Littles vs. Maryland, 1-30-09
- Tora Suber vs. Clemson, 3-2-96
- Heather Burge vs. Ohio State, 3-27-93
- Tonya Cardoza at N.C. State, 1-12-91
- Heather Burge vs. Canisius, 11-26-91
- Heather Burge at Virginia Tech, 1-3-90
- Cathy Grimes vs. Penn State, 12-3-83

CAREER DOUBLE-DOUBLES

DD	Player	Games
58	Wendy Palmer (1993-96)	126
42	Cathy Grimes (1982-85)	114
32	Schuye LaRue (2000-01)	66
32	DeMya Walker (1996-99)	122
32	Schuye LaRue (1999-01)	66
30	Heather Burge (1990-93)	135
29	Lyndra Littles (2005-2009)	120
28	Aisha Mohammed (2007-09)	63
27	Sarah Imovbioh (2013-15)	92
25	Dawn Staley (1989-92)	131
24	Brandi Teamer (2001-05)	116
14	Heidi Burge (1990-93)	134
13	Monica Wright (2006-10)	133
11	Siedah Williams (2004-07)	125
	Sharneé Zoll (2005-2008)	98
9	Val Ackerman (1978-81)	116
	Tonya Cardoza (1987-91)	121
	Lauren Moses (2015-18)	129
8	Felicia Aiyeotan (2017-pres)	66

CAREER TRIPLE-DOUBLES

TD	Player	Games
2	Dawn Staley (1989-92)	131

NO. OF 25 POINT GAMES

- 28 Monica Wright
- 12 Lyndra Littles
- 11 Heather Burge
- Cathy Grimes
- 10 Dawn Staley
- 9 Daphne Hawkins
- Donna Holt
- Wendy Palmer
- 7 Schuye LaRue
- Tora Suber
- 6 Tonya Cardoza
- 5 Faith Randolph
- 4 LaTonya Blue
- Brandi Teamer
- Erin Stovall
- 3 Val Ackerman
- Cherrise Graham
- Melissa Mahony
- Telisha Quarles
- Svetlana Volnaya
- DeMya Walker
- 2 Siedah Williams
- Chris Dawson
- Monick Foote
- Nancy Mayer
- Tammi Reiss
- Sarah Imovbioh
- Mikayla Venson
- 1 **Jocelyn Willoughby**
- Lauren Moses
- Kelsey Wolfe
- Ataira Franklin
- Telia McCall
- China Crosby
- Paulisha Kellum
- Chelsea Shine
- Aisha Mohammed
- Dawn Bryant
- Jeffra Gausepohl
- Martha Greer
- Lisa Hosac
- Jackie LaBerge
- Sallie Lewis
- Mimi McKinney
- Jill McKone
- Linda Mitchell
- Kathy Williams

FIELD GOAL RECORDS



YEAR-BY-YEAR PERCENTAGE LEADERS

Year	Player	Cl.	G	M-A	Pct.
1974	Chris Dawson*	Jr.	15	69-170	.406
1975	Chris Dawson*	Sr.	22	124-303	.409
1976	Mimi Hoffman*	So.	20	85-251	.337
1977	Marilyn Beery	So.	21	106-306	.346
1978	Martha Greer*	So.	25	104-221	.471
1979	Val Ackerman	So.	28	180-392	.459
1980	Melissa Mahony	So.	32	203-408	.498
1981	Melissa Mahony	Jr.	32	174-382	.455
1982	Cathy Grimes	Fr.	28	156-290	.538
1983	Cathy Grimes	So.	28	200-396	.505
1984	Cathy Grimes	Jr.	29	216-391	.552
1985	Nancy Mayer	So.	29	157-314	.500
1986	Daphne Hawkins	So.	24	163-320	.509
1987	Nancy Mayer	Sr.	31	172-352	.489
1988	Daphne Hawkins	Sr.	32	247-507	.487
1989	Tonya Cardoza	Jr.	26	184-392	.469
1990	Tammi Reiss	So.	32	166-350	.474
1991	Tonya Cardoza	Sr.	34	197-362	.544
1992	Heather Burge	Jr.	34	255-460	.554
1993	Heather Burge	Sr.	32	258-414	.623
1994	Wendy Palmer^	So.	32	221-389	.568
1995	Wendy Palmer	Jr.	31	227-401	.566
1996	Wendy Palmer	Sr.	32	176-368	.478
1997	DeMya Walker^	So.	31	165-276	.598
1998	DeMya Walker	Jr.	29	190-344	.552
1999	DeMya Walker	Sr.	29	168-306	.549
2000	Schuye LaRue^	Fr.	34	198-342	.579
2001	Schuye LaRue	So.	32	242-508	.476
2002	Brandi Teamer	Fr.	30	171-386	.443
2003	Brandi Teamer	So.	30	156-336	.464
2004	Kate Kreager*	Jr.	29	87-167	.521
2005	Brandi Teamer*	Sr.	32	156-323	.483
2006	Siedah Williams*	Jr.	32	149-297	.502
2007	Siedah Williams*	Sr.	34	120-242	.496
2008	Aisha Mohammed	Jr.	34	181-327	.554
2009	Aisha Mohammed	Sr.	30	152-297	.512
2010	Monica Wright	Sr.	31	270-605	.446
2011	Simone Egbu*	So.	35	75-155	.484
2012	Jazmin Pitts*	Jr.	34	62-135	.459
2013	Ataira Franklin	Jr.	29	151-358	.422
2014	Sarah Imovbioh**	So.	30	91-154	.591
2014	Sarah Imovbioh*	Jr.	31	144-260	.554
2015	Sarah Imovbioh	Sr.	30	150-257	.584
2016	Lauren Moses*	So.	34	128-293	.437
2017	Felicia Aiyeeotan*	Fr.	33	65-125	.520
2018	Felicia Aiyeeotan*	So.	33	112-217	.516

(minimum 5 FGM per game)

*indicates no one met minimum standard that year

^ ACC Leader

FIELD GOALS MADE

INDIVIDUAL - GAME

18 Wendy Palmer vs. Maryland
1-25-95 (18-20)

INDIVIDUAL - SEASON

FGM	Player	FGA
271	Monica Wright (2009)	646
270	Monica Wright (2010)	605
258	Heather Burge (1993)	414
255	Heather Burge (1992)	460
247	Daphne Hawkins (1988)	507
242	Schuye LaRue (2001)	508
228	Monica Wright (2008)	487
227	Wendy Palmer (1995)	401
221	Wendy Palmer (1994)	389
218	Lyndra Littles (2007)	446
216	Cathy Grimes (1984)	391

INDIVIDUAL - CAREER

FGM	Player	FGA
962	Monica Wright (2006-10)	2207
866	Heather Burge (1990-93)	1587
780	Wendy Palmer (1993-96)	1412
753	Dawn Staley (1989-92)	1637
708	Cathy Grimes (1982-85)	1342
682	Lyndra Littles (2005-09)	1491
635	Daphne Hawkins (1985-88)	1310
633	Nancy Mayer (1983-87)	1268
633	Tammi Reiss (1989-92)	1315
630	Tonya Cardoza (1987-91)	1319
629	DeMya Walker (1996-99)	1129

Frosh: 198 Schuye LaRue (2000) 342
Soph: 242 Schuye LaRue (2001) 508
Junior: 271 Monica Wright (2009) 646
Senior: 270 Monica Wright (2010) 605

TEAM - GAME

54 vs. Cleveland State, 11-29-95

TEAM - SEASON

1131 1991 (1131-2337)

FIELD GOAL ATTEMPTS

INDIVIDUAL - GAME

32 Monica Wright vs. James Madison,
12-6-09

INDIVIDUAL - SEASON

646	Monica Wright (2009)	271
605	Monica Wright (2010)	270
508	Schuye LaRue (2001)	242
507	Daphne Hawkins (1988)	247
487	Monica Wright (2008)	228
469	Monica Wright (2007)	193
463	Ariana Moorer (2012)	170
460	Heather Burge (1992)	255
449	Dawn Staley (1990)	203
446	Lyndra Littles (2007)	446
433	Telisha Quarles (2002)	166
431	Dawn Staley (1989)	197

INDIVIDUAL - CAREER

2207	Monica Wright (2006-10)	962
1637	Dawn Staley (1989-92)	753
1587	Heather Burge (1990-93)	866
1491	Lyndra Littles (2005-09)	682
1421	Tora Suber (1994-97)	601
1412	Wendy Palmer (1993-96)	780
1393	Donna Holt (1985-88)	619
1342	Cathy Grimes (1982-85)	708
1319	Tonya Cardoza (1987-91)	630
1315	Tammi Reiss (1989-92)	633
1310	Daphne Hawkins (1985-88)	635

Frosh: 469 Monica Wright (2007) 193
Soph: 508 Schuye LaRue (2001) 242
Junior: 646 Monica Wright (2009) 271
Senior: 605 Monica Wright (2010) 270

TEAM - GAME

103 vs. NC State (3ot), 1-12-91 46
 93 vs. Georgia Tech, 11-24-85 36

TEAM - SEASON

2337 1991 1131

FIELD GOAL PERCENTAGE

INDIVIDUAL - SEASON (min. 150 fgm)

.623	Heather Burge (1993)	258-414
.614	Wendy Palmer (1993)	156-254
.598	DeMya Walker (1997)	165-276
.584	Sarah Imovbioh (2015)	150-257
.579	Schuye LaRue (2000)	198-342
.568	Wendy Palmer (1994)	221-389
.566	Wendy Palmer (1995)	227-401
.554	Aisha Mohammed (2008)	181-327
.554	Heather Burge (1992)	255-460
.552	Cathy Grimes (1984)	216-391
.552	DeMya Walker (1998)	190-344
.549	DeMya Walker (1999)	168-306
.544	Tonya Cardoza (1981)	197-362

Frosh: .614 Wendy Palmer (1993) 156-254
Soph: .598 DeMya Walker (1997) 165-276
Junior: .566 Wendy Palmer (1995) 227-401
Senior: .623 Heather Burge (1993) 258-414

INDIVIDUAL - CAREER (min. 600 fgm)

.557	DeMya Walker (1996-99)	629-1129
.552	Wendy Palmer (1993-96)	780-1412
.546	Heather Burge (1990-93)	866-1587
.528	Cathy Grimes (1982-85)	708-1342
.499	Nancy Mayer (1983-87)	633-1268
.485	Daphne Hawkins (1985-88)	635-1310
.481	Tammi Reiss (1989-92)	633-1315
.578	Tonya Cardoza (1987-91)	630-1319
.460	Dawn Staley (1989-92)	753-1637
.457	Lyndra Littles (2005-09)	682-1491

INDIVIDUAL - GAME

9-9, Schuye LaRue vs. Washington, 11-28-99
 9-9, DeMya Walker vs. Towson, 12-11-98
 9-9, Wendy Palmer vs. Cleveland St., 11-29-95

TEAM - QUARTER

.857 vs. Georgia Tech (4th), 1-28-18 6-7

TEAM - GAME

.700 vs. Wake Forest, 1-7-87 42-60

TEAM - SEASON

.502 1984 907-1805



THREE-POINT FG RECORDS

YEAR-BY-YEAR PERCENTAGE LEADERS

Year	Player	Cl.	Pos.	G	3-FGM	3-FGA	Pct.
1988	Donna Holt	Sr.	G	32	49	128	.383
1989	Amy Fuller	Fr.	G/F	22	23	49	.469
1990	Dawn Staley	So.	G	32	36	104	.346
1991	Tammi Reiss	Jr.	G	34	48	121	.397
1992	Dena Evans	Jr.	G	34	35	85	.412
1993	Dena Evans	Sr.	G	31	46	157	.293
1994	Tora Suber	Fr.	G	32	57	154	.370
1995	Monick Foote	Fr.	G/F	25	43	98	.439
1996	Tora Suber	Jr.	G	33	61	170	.359
1997	Monick Foote	Jr.	G/F	29	38	113	.336
1998	Kate Mooney	Jr.	G/F	29	45	139	.324
1999	Erin Stovall	Jr.	G	29	46	146	.315
2000	Svetlana Volnaya^	Jr.	F	33	54	126	.429
2001	Svetlana Volnaya^	Sr.	F	31	49	109	.450
2002	Anna Prillaman	So.	G	30	57	125	.456
2003	Cherrise Graham	So.	G	29	32	92	.348
2004	Anna Prillaman	Sr.	G	29	59	153	.386
2005	Brenna McGuire	So.	G	32	59	174	.339
2006	Sharneé Zoll	So.	G	32	35	92	.380
2007	Brenna McGuire	Sr.	G	34	62	179	.346
2008	Lyndra Littles	Jr.	F	30	17	44	.386
2009	Lyndra Littles	Sr.	F	25	26	60	.433
2010	Monica Wright	Sr.	G	31	31	99	.313
2011	Ataira Franklin^	Fr.	G	35	43	90	.478
2012	Ataira Franklin	So.	G	36	53	165	.321
2013	Ataira Franklin	Jr.	G	29	43	123	.350
2014	Ataira Franklin	Sr.	G	31	54	150	.360
2015	Breyana Mason	So.	G	31	27	62	.435
2016	Mikayla Venson	So.	G	31	70	185	.378
2017	Breyana Mason	Sr.	G	33	38	83	.458
2018	Jocelyn Willoughby	So.	G/F	33	25	56	.446

^ACC Leader

ATTEMPTS

INDIVIDUAL - HALF

9 Donna Holt vs. Clemson 2-20-88
2nd half

INDIVIDUAL - GAME

14 Kate Mooney vs. Florida State 2-1-98
14 Telisha Quarles vs. Michigan 3-17-01

INDIVIDUAL - SEASON

185 Mikayla Venson (2016) 70 (Made)

INDIVIDUAL - CAREER

666 Tora Suber (1994-97) 220 (Made)

TEAM - GAME

29 (10-29) vs. Michigan 3-17-01

TEAM - SEASON

541 2000 (180-541, .333)

PERCENTAGE

INDIVIDUAL - GAME

6-6 Mikayla Venson vs NC State, 1-29-15
5-5 Kate Mooney vs. Virginia Tech, 2-6-97
5-5 Tammi Reiss vs. Virginia Tech, 11-28-90
5-5 Donna Holt vs. St. John's, 3-19-88

INDIVIDUAL - SEASON

.469 (23-49) Amy Fuller 1989

INDIVIDUAL - CAREER

.416 (139-334) Tammi Reiss 1989-92

TEAM - GAME

.857 (6-7) vs. St. John's 1988

TEAM - SEASON

.371 1991 (135-364)

INDIVIDUAL - SEASON

3FGM	Player	G	FGA
70	Mikayla Venson (2016)	31	185
63	Telisha Quarles (2001)	32	180
63	Telisha Quarles (2000)	34	171
62	Brenna McGuire (2007)	34	179
61	Tora Suber (1996)	33	170
61	Mikayla Venson (2015)	31	148

Frosh: 61 Mikayla Venson (2015) 31 148
Soph: 70 Mikayla Venson (2016) 31 185
Junior: 63 Telisha Quarles (2001) 32 180
Senior: 62 Brenna McGuire (2007) 34 179

INDIVIDUAL - HALF

5 Anna Prillaman (2nd half)
vs. Georgia Tech, 2-11-02
5 Anna Prillaman (2nd half)
at Maryland, 1-17-02
5 Mimi McKinney (2nd half)
vs. North Carolina, 1-15-98

INDIVIDUAL - GAME

7 (7-12), Mimi McKinney
vs. North Carolina, 1-15-98
7 (7-14), Kate Mooney
vs. Florida State, 2-1-98
7 (7-12)*, Monick Foote
vs. Florida, 3-18-95

* NCAA Tournament record

TEAM - GAME

14 (14-24) at Rider, 1-2-08

TEAM - SEASON

189 2001 (189-516, .366)

INDIVIDUAL - CAREER

3FGM	Player	3FGA
220	Tora Suber (1994-97)	666
196	Brenna McGuire (2004-07)	587
193	Ataira Franklin (2011-14)	528
187	Telisha Quarles (1998-02)	545
181	Anna Prillaman (2001-04)	451
139	Tammi Reiss (1989-92)	334
137	Aliyah Huland El (2015-18)	131
134	Dena Evans (1990-93)	370
132	Monica Wright (2006-10)	439
131	Dawn Staley (1989-92)	371
	Mikayala Venson (2015-16)	385
	J'Kyra Brown (2016-18)	99

FREE THROW RECORDS



YEAR-BY-YEAR PERCENTAGE LEADERS

Year	Player	Cl.	Pos.	G	FTM	FTA	Pct.
1974	Kathy Williams*	Fr.	G	15	22	34	.647
1975	Kathy Williams*	So.	G	22	46	62	.742
1976	Amy Easter*	So.	F	20	27	43	.628
1977	Paula Shorten	Fr.	F/C	21	61	93	.656
1978	Paula Shorten	So.	F/C	25	88	135	.652
1979	Valerie Ackerman^	So.	F	28	91	122	.746
1980	Melissa Mahony^	So.	G	32	85	101	.842
1981	Melissa Mahony*	Jr.	G	32	76	90	.844
1982	Cathy Grimes	Fr.	F	28	73	105	.695
1983	Cathy Grimes	So.	F	28	78	111	.711
1984	Cathy Grimes	Jr.	F	29	108	149	.725
1985	Daphne Hawkins*	Fr.	G	26	28	33	.848
1986	Daphne Hawkins	So.	G	24	82	101	.812
1987	Donna Holt^	Jr.	G	31	84	99	.848
1988	Donna Holt^	Sr.	G	32	95	116	.819
1989	Dawn Staley	Fr.	G	31	147	177	.831
1990	Tammi Reiss	So.	G	32	128	162	.790
1991	Dawn Staley	Jr.	G	34	108	131	.824
1992	Tammi Reiss^	Sr.	G	34	145	178	.815
1993	Dena Evans	Sr.	G	31	66	83	.795
1994	Jeffra Gausepohl	So.	C	32	100	139	.719
1995	Jeffra Gausepohl*	Jr.	C	32	72	104	.692
1996	Tora Suber	Jr.	G	33	135	178	.758
1997	Tora Suber	Sr.	G	31	89	118	.754
1998	Mimi McKinney	Sr.	G	28	81	106	.764
1999	Erin Stovall	Jr.	G	29	81	107	.757
2000	Svetlana Volnaya	Jr.	F	33	105	139	.755
2001	Schuye LaRue	So.	F/C	32	83	116	.716
2002	Telisha Quarles	Sr.	G	30	89	110	.809
2003	Cherrise Graham	So.	G	29	132	163	.810
2004	LaTonya Blue	Jr.	G	28	69	86	.802
2005	LaTonya Blue	Sr.	G	30	89	119	.748
2006	Sharneé Zoll	So.	G	32	82	109	.752
2007	Monica Wright	Fr.	G	34	103	135	.763
2008	Lyndra Littles	Jr.	F	34	122	158	.772
2009	Lyndra Littles	Sr.	F	25	129	159	.811
2010	Monica Wright	Sr.	G	31	163	201	.811
2011	Ariana Moorero	Jr.	G	33	97	132	.735
2012	Ariana Moorero	Sr.	G	36	158	203	.778
2013	Sarah Imovbioh	So.	F	30	73	106	.689
2014	Kelsey Wolfe^	Sr.	G	31	77	86	.895
2015	Faith Randolph^	Jr.	G	30	88	97	.907
2016	Mikayla Venson^	So.	G	31	83	95	.874
2017	Jocelyn Willoughby	Fr.	G/F	33	98	132	.742
2018	Jocelyn Willoughby*	So.	G/F	33	63	74	.851

(min. 2.5 FTM per game) *indicates no one met minimum ^ACC Leader

ATTEMPTS

INDIVIDUAL - GAME

20 Brandi Teamer at Wake Forest, 1-6-05 (11-20)

INDIVIDUAL - SEASON

203 Ariana Moorero, 2012 (158-203)

INDIVIDUAL - CAREER

640 Heather Burge, 1989-93 (326-640)

TEAM - GAME

54 at Wake Forest, 1-6-05 (26-54)

TEAM - SEASON

915 1991 (615-915)

PERCENTAGE

INDIVIDUAL - GAME

12-12 Monica Wright vs. Florida State 01-23-09
 12-12 Mimi McKinney vs. Clemson 03-01-97
 12-12 Tammi Reiss vs. Wake Forest 01-24-91
 11-11 Sharneé Zoll vs. Wake Forest 01-11-07
 11-11 Monica Wright vs. North Carolina 02-15-10

INDIVIDUAL - SEASON

.943 (84-89) Donna Holt 1987

INDIVIDUAL - CAREER

.839 (265-316) Faith Randolph 2013-16

TEAM - GAME

14-14 vs. Memphis State 3-15-87

TEAM - SEASON

.743 (539-725) 2012

MADE FREETHROWS

INDIVIDUAL - GAME

16 Telia McCall vs. Georgia Tech, 2-13-13 (16-17)

16 Cathy Grimes vs. Maryland, 1-31-84 (16-18)

INDIVIDUAL - SEASON

FTM	Player	G	FTA
163	Monica Wright (2010)	31	201
158	Ariana Moorero (2012)	36	203
153	Lyndra Littles (2007)	34	202
147	Dawn Staley (1989)	31	177
145	Tammi Reiss (1992)	34	178
135	Tora Suber (1996)	33	178
132	Cherrise Graham (2003)	29	163
132	Dawn Staley (1990)	32	169
129	Lyndra Littles (2009)	34	159
128	Tammi Reiss (1990)	31	162
122	Lyndra Littles (2008)	34	182
118	Dawn Staley (1992)	34	146
117	Monica Wright (2009)	34	157
110	Tonya Cardoza (1991)	34	144

Frosh: 147 Dawn Staley (1989) 31 177
Soph: 153 Lyndra Littles (2007) 34 202
Junior: 135 Tora Suber (1996) 33 178
Senior: 163 Monica Wright (2010) 31 201

INDIVIDUAL - CAREER

FTM	Player	FTA
505	Dawn Staley (1989-92)	623
484	Monica Wright (2006-10)	630
470	Lyndra Littles (2005-09)	636
437	Tammi Reiss (1989-92)	552
347	Donna Holt (1984-88)	429
345	Tora Suber (1994-97)	472
338	Tonya Cardoza (1987-91)	500
329	Cathy Grimes (1982-85)	456
327	Wendy Palmer (1993-96)	562
326	Heather Burge (1990-93)	640
320	DeMya Walker (1996-99)	493

TEAM - GAME

35 vs. Georgia Tech, 3-2-08 (35-46)

TEAM - SEASON

615 1991 (615-915)



ASSISTS, BLOCKS, STEALS

ASSISTS

INDIVIDUAL - GAME

14 Dena Evans vs. Maryland 2-23-93

INDIVIDUAL - SEASON

AST	Player	G
235^	Dawn Staley (1991)	34
216^	Sharneé Zoll (2008)	34
209	Sharneé Zoll (2007)	34
209^	Dawn Staley (1992)	34
209	Dena Evans (1993)	31
201^	Sharneé Zoll (2006)	32
176	Donna Holt (1987)	31
164	Renee Robinson (2000)	34
159	Sharneé Zoll (2005)	32
155	Donna Holt (1988)	32
144	Dawn Staley (1989)	31
143	Tora Suber (1995)	32

^Led the ACC

Frosh: 159	Sharneé Zoll (2005)	32 games
Soph: 201	Sharneé Zoll (2006)	32 games
Junior: 235	Dawn Staley (1991)	34 games
Senior: 216	Sharneé Zoll (2008)	34 games

INDIVIDUAL - CAREER

AST	Player	G
785	Sharneé Zoll (2005-2008)	132
729	Dawn Staley (1989-92)	131
561	Donna Holt (1985-88)	121
528	Dena Evans (1990-93)	134
504	Tora Suber (1994-97)	127
438	LaTonya Blue (2002-05)	119
420	Nancy Mayer (1984-87)	117
397	Jenny Boucek (1993-96)	127
390	Renee Robinson (1997-00)	121
380	Tammi Reiss (1989-92)	127

TEAM - GAME

37 vs. Cleveland State, 11-29-95

TEAM - SEASON

652 1991

BLOCKED SHOTS

INDIVIDUAL - GAME

8 DeMya Walker vs. Florida St., 1-2-98

INDIVIDUAL - SEASON

BL	Player	G
95^	DeMya Walker (1998)	29
84^	DeMya Walker (1997)	31
83^	DeMya Walker (1999)	29
69^	Felicia Aiyeotan (2018)	33
68^	DeMya Walker (1996)	33
63	Jocelyn Logan-Friend (2005)	32
56	Chrissy Reese (1980)	31
54	Felicia Aiyeotan (2017)	33
49	Heather Burge (1993)	32
46	Schuye LaRue (2000)	33

^Led the ACC

Frosh: 68	DeMya Walker (1996)	33
Soph: 84	DeMya Walker (1997)	31
Junior: 95	DeMya Walker (1998)	29
Senior: 83	DeMya Walker (1999)	29

INDIVIDUAL - CAREER

Blocks	Player	G
330	DeMya Walker (1996-99)	122
152	Heather Burge (1990-93)	135
139	Jocelyn Logan-Friend (2002-05)	111
123	Felicia Aiyeotan (2017-pres)	66
	Monick Foote (1995-99)	109
110	Tonya Cardoza (1987-91)	121
108	Heidi Burge (1990-93)	134
103	Lauren Moses (2015-18)	129
99	Chrissy Reese (1980-83)	105
96	Laurie Carter (1984-88)	119
86	Schuye LaRue (1999-01)	66
77	Jeffra Gausepohl (1993-96)	116

TEAM - GAME

15 vs. Georgia Tech, 1-20-96

TEAM - SEASON

169 1997

STEALS

INDIVIDUAL - GAME

10	Donna Holt vs. Maryland	01-28-86
	Dawn Staley vs. Temple	11-20-91
	Monica Wright vs. Liberty	12-29-09

INDIVIDUAL - SEASON

Steals	Player	G
164^	Donna Holt (1987)	31
133^	Donna Holt (1986)	29
133^	Dawn Staley (1991)	34
131^	Donna Holt (1988)	32
118	Tonya Cardoza (1991)	34
117^	Dawn Staley (1992)	34
115^	Monica Wright (2010)	31
113	Lexie Gerson (2012)	36
102^	Dawn Staley (1989)	31
102	Ariana Moorer (2012)	36
102	Dawn Staley (1990)	32
102	Tonya Cardoza (1988)	31
101	Donna Holt (1985)	29

^Led the ACC

Frosh: 102	Dawn Staley (1989)	31
Soph: 133	Donna Holt (1986)	29
Junior: 164	Donna Holt (1987)	31
Senior: 131	Donna Holt (1988)	32

INDIVIDUAL - CAREER

Steals	Player	G
529	Donna Holt (1985-88)	121
454	Dawn Staley (1989-92)	131
375	Tonya Cardoza (1987-91)	121
372	Monica Wright (2006-10)	133
257	Lexie Gerson (2010-14)	127
240	Nancy Mayer (1984-87)	117
234	Sharneé Zoll (2005-2008)	132
228	Daphne Hawkins (1985-88)	111
223	Tora Suber (1994-97)	127
219	Wendy Palmer (1993-96)	126
216	LaTonya Blue (2002-05)	119
209	Renee Robinson (1997-00)	121
192	DeMya Walker (1996-99)	122

TEAM - GAME

26 vs. Old Dominion, 12-4-90

TEAM - SEASON

484 1987

REBOUNTING RECORDS



YEAR-BY-YEAR REBOUNTING LEADERS

Year	Player	Cl.	Pos.	G	REB	AVG
1974	Chris Dawson	Jr.	C	15	192	12.8
1975	Leslie Berens	Sr.	F	22	278	12.6
1976	Mimi Hoffman	So.	F	20	152	7.6
1977	Barbara Stenzel	So.	F	21	155	7.4
1978	Paula Shorten	So.	F/C	25	139	5.8
1979	Jackie LaBerge	So.	F	27	200	7.4
1980	Chrissy Reese	Fr.	G	31	327	10.5
1981	Chrissy Reese	So.	G	22	177	8.0
1982	Cathy Grimes	Fr.	F	28	225	8.0
1983	Cathy Grimes	So.	F	28	241	8.6
1984	Cathy Grimes [^]	Jr.	F	29	279	9.6
1985	Cathy Grimes	Sr.	F	29	187	6.4
1986	Trina Thomas	Jr.	F	29	170	5.9
1987	Laurie Carter	Jr.	C	29	162	5.6
1988	Dawn Bryant	Jr.	F	32	256	8.0
1989	Dawn Bryant	Sr.	F	31	238	7.7
1990	Dawn Staley	So.	G	32	214	6.7
	Heather Burge	Fr.	C	35	234	6.7
1991	Dawn Staley	Jr.	G	34	209	6.1
	Tonya Cardoza	Sr.	G/F	34	208	6.1
1992	Heather Burge	Jr.	C	34	285	8.4
1993	Heather Burge	Sr.	C	32	245	7.7
1994	Wendy Palmer [^]	So.	F	32	323	10.1
1995	Wendy Palmer	Jr.	F	31	327	10.5
1996	Wendy Palmer	Sr.	F	32	358	11.2
1997	DeMya Walker	So.	F	31	232	7.5
1998	DeMya Walker	Jr.	F	29	245	8.4
1999	DeMya Walker	Sr.	F	29	246	8.5
2000	Schuye LaRue	Fr.	F	33	272	8.0
2001	Schuye LaRue [^]	So.	F/C	32	379	11.8
2002	Brandi Teamer [^]	Fr.	F	30	268	8.9
2003	Brandi Teamer	So.	F	30	208	6.9
2004	Brandi Teamer	Jr.	F	24	134	5.6
2005	Brandi Teamer	Sr.	F	32	195	6.1
2006	Tiffany Sardin	Sr.	F	32	216	6.8
2007	Lyndra Littles	So.	F	34	299	8.8
2008	Aisha Mohammed	Jr.	C	34	314	9.2
2009	Aisha Mohammed [^]	Sr.	C	30	304	10.1
2010	Monica Wright	Sr.	G	31	200	6.5
2011	Simone Egwu	So.	C	35	183	5.2
2012	Chelsea Shine	Sr.	F	36	201	5.6
2013	Telia McCall	Sr.	F	27	208	7.7
2014	Sarah Imovbioh	Jr.	C	31	254	8.2
2015	Sarah Imovbioh [^]	Sr.	C	31	334	10.8
2016	Lauren Moses	So.	F	34	236	6.9
2017	Jocelyn Willoughby	Fr.	G/F	33	204	6.2
2018	Felicia Aiyeotan	So.	C	33	227	7.4

[^]Led the ACC

INDIVIDUAL - GAME

24 Sarah Imovbioh vs Ohio State, 11-14-15

INDIVIDUAL - SEASON

REB	Player	G
379	Schuye LaRue (2001)	32
358	Wendy Palmer (1996)	32
334	Sarah Imovbioh (2015)	31
327	Wendy Palmer (1995)	31
327	Chrissy Reese (1980)	31
323	Wendy Palmer (1994)	32
314	Aisha Mohammed (2008)	34
304	Aisha Mohammed (2009)	34
299	Lyndra Littles (2007)	34
285	Heather Burge (1992)	34
279	Cathy Grimes (1984)	29

Frosh: 327 Chrissy Reese (1980) 31

Soph: 379 Schuye LaRue (2001) 32

Junior: 327 Wendy Palmer (1995) 31

Senior: 358 Wendy Palmer (1996) 32

INDIVIDUAL - CAREER

REB	Player	G
1221	Wendy Palmer (1993-96)	126
955	Heather Burge (1990-93)	135
932	DeMya Walker (1996-99)	122
932	Cathy Grimes (1982-85)	114
881	Lyndra Littles (2005-09)	120
853	Heidi Burge (1990-93)	134
827	Dawn Bryant (1986-89)	123
805	Brandi Teamer (2002-05)	116
793	Sarah Imovbioh (2013-15)	92
772	Dawn Staley (1990-92)	131
764	Monica Wright (2006-10)	133

TEAM - GAME

77 vs. Rider 12-19-96

TEAM - SEASON

1556 1992



YEAR-BY-YEAR STATS

Year	Record	FGM-FGA	PCT	3FGM-A	PCT	FTM-A	PCT	REB	AVG	PF	PTS	AVG
1973-74	10-5 Opp	249-789	.316	* *	* *	121-265	.457	653	43.5	176	619	3.143
1974-75	15-7 Opp	476-1420	.335	* *	* *	168-317	.530	1070	48.6	373	1120	50.9
1975-76	12-9 Opp	406-1226	.342	* *	* *	200-386	.519	843	42.2	417	1012	50.6
1976-77	10-11 Opp	482-1365	.353	* *	* *	250-396	.631	960	46.0	397	1214	57.8
1977-78	8-17 Opp	538-1388	.388	* *	* *	305-514	.593	1017	40.7	491	1381	55.2
1978-79	16-12 Opp	731-1643	.445	* *	* *	336-495	.679	1084	38.7	544	1798	64.2
1979-80	20-12 Opp	890-1963	.453	* *	* *	405-589	.688	1312	41.0	632	2185	68.3
1980-81	22-10 Opp	862-1929	.447	* *	* *	349-521	.670	1194	37.3	583	2073	64.8
1981-82	17-11 Opp	778-1665	.467	* *	* *	324-493	.657	1062	37.9	525	1880	67.1
1982-83	15-13 Opp	830-1886	.440	* *	* *	301-467	.645	1224	43.7	602	1961	70.0
1983-84	22-7 Opp	907-1805	.502	* *	* *	373-519	.719	1167	40.2	576	2187	75.4
1984-85	21-8 Opp	863-1835	.470	* *	* *	355-522	.680	1097	37.8	604	2081	71.8
1985-86	26-3 Opp	903-1955	.462	* *	* *	486-689	.705	1136	39.2	657	2292	79.0
1986-87	26-5 Opp	946-2048	.464	* *	* *	459-677	.678	1221	39.4	457	2351	75.8
1987-88	27-5 Opp	938-2104	.446	98-294 67-185	.333 .362	505-749	.674	1241	38.8	611	2479	77.5
1988-89	21-10 Opp	933-2050	.455	120-330 901-1978	.364 .348	494-696	.710	1202	38.8	612	2480	80.0
1989-90	29-6 Opp	999-2185	.457	113-315 842-2093	.359 .334	552-802	.688	1488	42.5	695	2663	76.1
1990-91	31-3 Opp	1131-2337	.484	135-364 814-2008	.371 .294	615-915	.672	1466	43.1	673	3012	88.6
1991-92	32-2 Opp	1058-2202	.480	106-294 750-2007	.360 .290	566-829	.683	1556	45.8	605	2788	82.0
1992-93	26-6 Opp	1020-2077	.491	82-309 764-2005	.265 .291	473-772	.613	1491	46.6	617	2595	81.1
1993-94	27-5 Opp	893-1897	.471	95-297 770-1906	.320 .321	514-761	.675	1329	41.5	511	2395	74.8
1994-95	27-5 Opp	961-2016	.477	136-398 713-1909	.342 .283	429-649	.661	1348	42.1	570	2487	77.7
1995-96	26-7 Opp	954-2109	.452	158-482 688-1887	.328 .267	472-744	.634	1463	44.3	638	2538	76.9
1996-97	23-8 Opp	848-1864	.455	158-488 609-1781	.324 .259	422-628	.672	1332	43.0	617	2276	73.4
1997-98	19-10 Opp	746-1819	.410	146-509 664-1694	.287 .313	398-611	.651	1151	39.7	637	2036	70.2
1998-99	20-9 Opp	806-1828	.441	124-428 621-1627	.290 .329	466-658	.708	1155	39.8	650	2202	75.9
1999-00	25-9 Opp	877-2000	.438	180-541 775-2022	.333 .278	519-749	.693	1250	36.8	644	2453	72.1
2000-01	18-14 Opp	865-1990	.435	189-516 764-1892	.366 .299	390-631	.618	1255	39.2	653	2309	72.2
2001-02	17-13 Opp	709-1742	.407	158-483 703-1719	.327 .304	413-618	.668	1117	37.2	564	1989	66.3
2002-03	17-14 Opp	689-1772	.389	142-442 665-1771	.321 .305	434-668	.650	1205	38.9	616	1954	63.0
2003-04	13-16 Opp	666-1676	.397	133-454 671-1600	.293 .304	385-546	.705	1068	36.8	528	1850	63.8
2004-05	21-11 Opp	798-1912	.417	132-453 720-1836	.291 .303	438-673	.651	1281	40.0	533	2166	67.7
2005-06	20-12 Opp	810-1992	.407	117-409 681-1678	.286 .293	402-601	.669	1200	37.5	549	2139	66.8
2006-07	19-15 Opp	906-2130	.425	151-506 905-2176	.298 .353	510-699	.730	1342	39.5	574	2473	72.7
2007-08	24-10 Opp	934-2092	.446	141-392 818-2015	.360 .298	531-751	.707	1326	39.0	585	2540	74.7
2008-09	24-10 Opp	911-2232	.408	125-426 815-2010	.293 .320	529-764	.692	1455	42.8	591	2476	72.8
2009-10	21-10 Opp	768-1937	.396	102-406 668-1736	.251 .323	522-709	.736	1256	40.5	570	2160	69.7
2010-11	19-16 Opp	811-2088	.388	138-442 800-1988	.312 .337	578-826	.700	1384	39.5	634	2338	66.8

YEAR-BY-YEAR STATS



Year	Record	FGM-FGA	PCT	3FGM-A	PCT	FTM-A	PCT	REB	AVG	PF	PTS	AVG
2011-12	25-11	804-2107	.382	134-475	.282	539-725	.743	1307	36.3	549	2281	63.4
	Opp	712-1896	.376	176-641	.275	348-532	.654	1365	37.9	581	1948	54.1
2012-13	16-14	653-1646	.397	117-417	.281	434-586	.741	1156	38.5	497	1857	61.9
	Opp	655-1716	.382	188-570	.330	303-449	.675	1049	35.0	522	1801	60.0
2013-14	14-17	776-1935	.401	164-509	.322	463-644	.719	1139	36.7	599	2179	70.3
	Opp	766-1749	.438	204-626	.326	383-589	.650	1203	38.8	593	2119	68.4
2014-15	17-14	775-1809	.428	175-484	.362	362-508	.713	1134	36.6	537	2087	67.3
	Opp	736-1809	.407	169-590	.286	338-494	.684	1122	36.2	524	1979	63.8
2015-16	18-16	794-1986	.400	179-533	.336	391-518	.755	1178	34.6	593	2158	63.5
	Opp	767-1877	.409	167-565	.296	374-560	.668	1243	36.6	570	2075	61.0
2016-17	20-13	777-1887	.412	162-471	.344	368-534	.689	1250	37.9	551	2084	63.2
	Opp	668-1850	.361	173-654	.265	335-520	.644	1197	36.3	557	1844	55.9
2017-18	19-15	756-1875	.403	199-577	.345	339-469	.723	1203	36.5	531	2050	62.1
	Opp	738-1906	.387	205-650	.315	339-491	.690	1185	35.9	529	2020	61.2

ALL-TIME RESULTS



1973-74 Head Coach—Barbara Kelly

Home 5-2, Away 5-2, Neutral 0-1
Stat Leaders: Chris Dawson 10.2 ppg, 12.8 rpg

N 30	at Mary Washington	W	37-32
D 4	at Norfolk State	W	37-33
D 12	OLD DOMINION	W	46-40
J 17	VIRGINIA COMM.	L	53-46
J 25	RAND. MACON-WC	W	44-31
J 26	NORFOLK STATE	W	43-36
F 4	VIRGINIA TECH	L	39-33
F 7	at Roanoke	L	52-34
F 13	VIRGINIA STATE	W	43-41
F 18	at Lynchburg	W	52-36
F 20	MARY WASHINGTON	W	44-23
F 21	at Emory & Henry	L	53-41
F 22	at Mary Washington	W	58-41
F 23	at Virginia State	W	37-35
F 24	vs. Virginia Comm.+	L	25-24

+ VAIAW (Williamsburg, Va.)

1974-75 Head Coach—Barbara Kelly

Home 5-2, Away 8-4, Neutral 2-1
Stat Leaders: Chris Dawson 12.7 ppg; Leslie Berens 12.6 rpg

N 19	at Hollins	W	46-26
N 21	at Mary Washington	W	50-29
N 26	at Longwood	L	53-43
D 7	NC STATE	L	57-45
D 10	at VCU	L	52-47
J 16	at Roanoke	W	51-36
J 18	at Radford	L	52-44
J 21	at Eastern Mennonite	W	59-39
J 27	at Old Dominion	L	57-55
J 29	NORFOLK STATE	L	52-40
J 31	LYNCHBURG	W	58-25
F 5	VIRGINIA TECH	W	57-45
F 8	at Bridgewater	WOT	57-52
F 11	at Randolph Macon-WC	W	60-53
F 13	at Mary Baldwin	W	51-48
F 15	CLINCH VALLEY	W	61-50
F 17	at Virginia State	W	51-49
F 19	EMORY & HENRY	W	61-42
F 22	WILLIAM & MARY	W	37-33
F 27	vs. Radford+	L	57-37
F 29	vs. Longwood+	W	56-52
M 1	vs. Bridgewater+	W	54-47

+ VAIAW (Lynchburg, Va.)

1975-76 Head Coach—Dan Bonner

Home 7-4, Away 4-3, Neutral 1-2
Stat Leaders: Kathy Williams 10.2 ppg; Mimi Hoffman 7.6 rpg

D 2	at Mary Washington	W	41-19
D 4	at Randolph Macon-WC	W	47-45
D 8	at Sweet Briar	W	72-23
D 10	OLD DOMINION	W	52-38
J 12	HOLLINS	W	53-41
J 14	VIRGINIA TECH	L	48-44
J 16	at Norfolk State	L	58-43
J 20	at Bridgewater	L	47-40
J 23	EMORY & HENRY (forfeit)	W	1-0
J 24	at Radford	L	54-52
J 27	at William & Mary	W	49-46
J 31	NC STATE	L	60-38
F 5	WAKE FOREST (1)	W	71-62
F 6	NORTH CAROLINA (1)	L	49-40
F 9	VIRGINIA COMM.	L	55-47
F 12	ROANOKE	W	61-44
F 14	MARY WASHINGTON	W	60-27
F 18	JAMES MADISON	W	67-57
F 20	Virginia State+	W	57-43
F 26	Longwood+	L	69-54
F 28	vs. Virginia Comm.+	L	39-34

(1) Virginia Invitational (Charlottesville, Va.)
+ VAIAW (Bridgewater, Va.)

10-5 Head Coach—Dan Bonner

Home 7-4, Away 3-5, Neutral 0-2
Kathy Williams 12.4 ppg; Barbara Stenzel 7.4 rpg

D 1	RAND.-MACON (Ash.)	W	47-40
D 3	at Wake Forest	W	67-51
D 4	at North Carolina	L	60-54
D 7	at #20 Old Dominion	L	85-53
D 9	VIRGINIA TECH	W	54-52
J 18	at #16 NC State	L	83-55
J 22	RADFORD	L	64-39
J 26	OLD DOMINION	L	71-38
J 28	NORFOLK STATE	L	52-50
J 31	BRIDGEWATER	W	62-54
F 5	GEORGETOWN	W	60-48
F 8	at Virginia State	L	70-58
F 10	NORTH CAROLINA (1)	W	71-59
F 11	#13 MARYLAND (1)	L	79-67
F 15	at James Madison	L	88-34
F 19	WILLIAM & MARY	W	74-36
F 21	at Virginia Comm.	W	64-51
F 23	at Virginia Tech	W	67-58
F 26	LONGWOOD	W	7-56
M 3	Radford+	L	61-56
M 4	vs. VCU+	LOT	48-47

(1) Virginia Invitational (Charlottesville, Va.)
+ VAIAW (Norfolk, Va.)

1977-78 Head Coach—Debbie Ryan

Home 4-6, Away 3-8, Neutral 1-3
Stat Leaders: Paula Shorten 10.2 ppg, 5.8 rpg

N 28	VIRGINIA UNION	W	54-48
D 3	at #9 Old Dominion	L	74-26
D 5	*at Duke	W	73-55
D 8	VIRGINIA STATE	L	73-66
D 20	at North Carolina (2)	L	81-58
D 21	Charleston (2)	L	76-44
J 9	VIRGINIA TECH	W	54-39
J 13	*WAKE FOREST	L	60-59
J 14	*#4 NC STATE	L	77-62
J 17	*NORTH CAROLINA	L	77-66
J 19	at Norfolk State	W	66-64
J 21	*at Clemson	L	86-58
J 23	#7 OLD DOMINION	L	71-49
J 28	at #11 St. Joseph's (Pa.)	L	91-59
J 29	at Villanova	L	64-60
F 1	*at #8 Maryland	L	69-38
F 7	at Radford	L	67-55
F 9	CLEMSON %	L	73-59
F 14	VIRGINIA COMM.	W	55-52
F 16	at Longwood	L	55-42
F 21	JAMES MADISON	W	60-49
F 24	at Bridgewater	W	56-49
M 2	vs. Longwood +	L	63-50
M 3	vs. Virginia Tech +	W	58-38
M 4	vs. Norfolk State +	L	62-54

(2) UNC Christmas Tournament (Chapel Hill, N.C.)
+ VAIAW (Norfolk, Va.)
% ACC Tournament (Charlottesville, Va.)
* ACC regular-season contest

10-11 1978-79 Head Coach—Debbie Ryan

Home 8-3, Away 7-5, Neutral 1-4
Val Ackerman 16.1 ppg; Jackie LaBerge 7.4 rpg

N 28	at Randolph-Macon (Ash.)	W	75-33
N 30	GEORGE MASON	W	94-47
D 4	NORFOLK STATE	W	54-43
D 6	at #5 Old Dominion	L	79-56
D 18	at Princeton (3)	W	85-56
D 19	Northwestern (3)	L	73-49
J 6	at Campbell	L	87-79
J 8	*at Wake Forest	W	87-54
J 10	*at North Carolina	L	85-56
J 12	PENNSYLVANIA	W	84-37
J 15	at Virginia Union	W	51-41
J 17	at Virginia Tech	W	64-58
J 20	*CLEMSON	L	62-59
J 21	*#3 MARYLAND	L	78-57
J 24	*DUKE	W	68-61
J 26	RADFORD	W	60-43
J 31	*at #6 NC State	L	88-63
F 3	VILLANOVA	L	59-55
F 6	GEO. WASHINGTON	W	54-50
F 8	vs. North Carolina%	L	86-51
F 13	at Virginia Comm.	W	67-60
F 15	at James Madison	L	65-46
F 19	LONGWOOD	W	74-54
F 21	at William & Mary	W	60-45
F 23	BRIDGEWATER	W	77-52
M 1	vs. Virginia Comm.+	W	79-47
M 2	vs. James Madison+	L	73-45
M 3	vs. Radford+	L	53-49

(3) Princeton Christmas Tournament (Princeton, N.J.)
+ VAIAW (Blacksburg, Va.)
% ACC Tournament (Raleigh, N.C.)

1979-80 Head Coach—Debbie Ryan

Home 13-3, Away 6-5, Neutral 1-4
Stat Leaders: Melissa Mahony 15.3 ppg; Chrissy Reese 10.5 rpg

N 19	at Longwood	W	69-38
N 24	*GEORGIA TECH (4)	W	85-44
N 25	*DUKE (4)	W	74-58
N 27	VIRGINIA UNION	W	83-40
N 30	CAMPBELL	W	77-60
D 2	at Virginia State	W	76-63
D 4	at Norfolk State	L	57-53
D 17	at Temple	L	58-57
D 29	St. PETER'S	W	52-51
J 2	*WAKE FOREST	W	78-35
J 5	*NORTH CAROLINA	LOT	66-65
J 7	COLORADO	W	65-63
J 12	*at #12 Maryland	L	77-63
J 14	vs. Virginia Tech @	W	48-39
J 16	#2 OLD DOMINION	L	86-51
J 19	*at #16 Clemson	L	88-71
J 23	*at Duke	L	65-63
J 26	NAVY	W	93-67
J 29	at Radford	W	54-49
F 1	*#10 NC STATE	LOT	81-79
F 4	WILLIAM & MARY	W	87-51
F 8	vs. Clemson %	L	78-76
F 13	VIRGINIA COMM.	W	76-33
F 16	at Richmond	W	82-39
F 20	JAMES MADISON	W	78-40
F 23	at George Washington	W	55-53
F 25	at George Mason	W	71-67
F 27	VIRGINIA UNION +	W	67-56
M 2	#1 OLD DOMINION +	L	95-56
M 20	vs. Wayland Baptist &	W	67-62
M 21	vs. North Carolina &	L	68-61
M 22	vs. Drake &	L	67-53

(4) Charlottesville Tipoff Classic (Charlottesville, Va.)
@ Richmond, Va.
% ACC Tournament (College Park, Md.)
+ VAIAW (Charlottesville) & NIT Tourney (Amarillo, Tx.)



ALL-TIME RESULTS

1980-81 22-10, 5-2 ACC (4th) Head Coach—Debbie Ryan

Home 11-4, Away 5-4, Neutral 6-2
Stat Leaders: Melissa Mahony 13.2 ppg; Chrissy Reese 8.0 rpg

N 21	VIRGINIA COMM. (4)	W	95-32
N 22	NAVY (4)	W	54-47
N 25	MOUNT ST. MARY'S	W	76-64
N 29	*at North Carolina	L	55-51
N 30	*at Wake Forest	W	92-51
D 2	VIRGINIA STATE	W	76-41
D 7	at Virginia Union	W	52-44
D 10	*DUKE	W	73-57
D 27	vs. Indiana (5)	W	58-56
D 28	at Queens (5)	W	61-52
D 29	vs. East Carolina (5)	W	58-52
J 3	Virginia Tech @	W	58-43
J 7	GEORGETOWN	W	72-58
J 9	WILLIAM & MARY	W	74-49
J 12	*CLEMSON	W	77-67
J 15	#4 LONG BEACH STATE	L	73-71
J 17	*at Georgia Tech	W	66-42
J 21	GEO. WASHINGTON	W	73-54
J 25	EAST CAROLINA	L	84-78
J 28	*#11 MARYLAND	W	71-57
J 31	*at #13 NC State	L	98-64
F 3	at #2 Old Dominion	L	51-36
F 9	NORFOLK STATE	W	58-57
F 13	vs. Georgia Tech%	W	61-49
F 14	vs. #12 Maryland %	L	50-74
F 18	at James Madison	W	69-60
F 22	vs. Notre Dame ^	W	68-40
F 25	#17 NC STATE	L	76-71
F 28	#14 SOUTH CAROLINA	L	71-52
M 6	Virginia Union +	L	63-58
M 7	Virginia Tech +	W	49-41
M 10	at Tennessee &	L	81-54

(4) Charlottesville Tipoff Classic (Charlottesville, Va.)
(5) Queens Tournament (Flushing, N.Y.)
@ Roanoke, Va. *Chicago, Ill.
% ACC Tournament (Clemson, S.C.)
+ VAIAW (Harrisonburg, Va.) & AIAW (Knoxville, Tenn.)

1981-82 17-11, 3-7 ACC (5th) Head Coach—Debbie Ryan

Home 10-2, Away 5-6, Neutral 2-3
Stat Leaders: Cathy Grimes 13.8 ppg, 8.0 rpg

N 20	FLORIDA (4)	W	64-58
N 21	MOUNT ST. MARY'S (4)	W	83-70
N 24	at UNC-Greensboro	W	78-39
N 30	AMERICAN	W	77-48
D 2	at Georgetown	W	72-57
D 5	at William & Mary	W	60-43
D 8	VIRGINIA UNION	W	67-50
D 19	DARTMOUTH	W	68-60
D 27	vs. New Hampshire (5)	L	63-62
D 28	vs. Northeastern (5)	W	53-45
D 29	vs. San Diego State (5)	W	38-34
J 2	JAMES MADISON	W	91-46
J 4	GEO. WASHINGTON	W	75-45
J 9	*at North Carolina	L	74-65
J 10	at East Carolina	L	64-62
J 14	#6 OLD DOMINION	W	77-70
J 16	*GEORGIA TECH	W	75-45
J 20	*at #6 Maryland	L	67-62
J 23	*#5 NC STATE	L	69-64
J 27	*at Duke	L	80-63
J 30	at Liberty	W	87-46
F 3	*NORTH CAROLINA	L	62-60
F 6	Virginia Tech @	L	63-56
F 10	*WAKE FOREST	W	82-48
F 13	*at Clemson	L	75-65
F 15	*at Georgia Tech	W	56-51
F 20	*at #7 NC State	L	66-55
F 26	vs. #16 Maryland %	L	72-63

(4) Charlottesville Tipoff Classic (Charlottesville, Va.)
(5) Queens Tournament (Flushing, N.Y.)
@ Roanoke, Va. % ACC Tournament (Raleigh, N.C.)

1982-83 15-13, 4-9 ACC (6th) Head Coach—Debbie Ryan

Home 9-3, Away 4-7, Neutral 2-3
Stat Leaders: Cathy Grimes 17.1 ppg, 8.6 rpg

N 21	*GEORGIA TECH	W	80-59
N 29	UNC-GREENSBORO	W	92-50
N 30	at George Washington	W	76-57
D 3	VIRGINIA COMM. (6)	W	86-37
D 4	MOUNT ST. MARY'S (6)	W	68-62
D 9	at Richmond	W	78-63
D 17	vs. Georgia State (7)	W	61-60
D 18	vs. Tennessee Tech (7)	W	70-67
D 19	vs. Ohio State (7)	L	74-63
D 30	*at Duke	L	73-63
J 2	E. TENNESSEE STATE	WOT	70-65
J 5	*at #3 Maryland	L	90-75
J 8	VIRGINIA TECH	W	70-66
J 12	*at #20 NC State	L	67-55
J 15	*NORTH CAROLINA	WOT	78-74
J 19	at #6 Old Dominion	L	99-48
J 22	*CLEMSON	L	76-71
J 28	at Wake Forest	W	79-69
F 2	*#5 MARYLAND	L	73-62
F 5	*DUKE	W	66-63
F 9	at James Madison	W	56-51
F 12	*at #20 North Carolina	L	88-78
F 14	*at Georgia Tech	L	55-54
F 17	GEORGE MASON	W	83-54
F 20	#18 Rutgers @	L	67-63
F 23	*at Clemson	LOT	86-84
F 26	*#16 NC STATE	L	84-69
M 4	#7 Maryland %	L	70-63

(6) Shoney's Cavalier Classic (Charlottesville, Va.)
(7) South Florida Invitational (Tampa, Fla.)
@ Meadowlands, N.J.
% ACC Tournament (Fayetteville, N.C.)

1983-84 22-7, 11-3 ACC (1st) Head Coach—Debbie Ryan

ACC Regular-Season Champions
Home 13-1, Away 7-4, Neutral 2-2
Stat Leaders: Cathy Grimes 18.6 ppg, 9.6 rpg

N 22	at George Mason	W	86-53
N 29	*at Duke	W	72-58
D 2	SCRANTON (6)	W	110-50
D 3	#15 PENN STATE (6)	W	88-69
D 7	*at Wake Forest	W	78-69
D 17	LIBERTY	W	81-37
D 19	at E. Tennessee State	WOT	71-68
D 29	at Boston College (8)	W	58-46
D 30	#10 Old Dominion (8)	L	79-50
J 4	Virginia Tech @	W	88-70
J 5	*#18 CLEMSON	W	83-75
J 8	JAMES MADISON	W	57-52
J 12	*#16 NC STATE	W	75-64
J 14	*at North Carolina	L	85-72
J 17	RICHMOND	W	79-55
J 21	*at #14 Clemson	W	77-76
J 23	*at Georgia Tech	W	75-65
J 26	#18 OLD DOMINION	L	74-58
J 31	*#16 MARYLAND	W	77-61
F 4	*DUKE	W	82-55
F 9	*#15 NORTH CAROLINA	W	88-72
F 11	*WAKE FOREST	W	82-66
F 15	*at #19 Maryland	L	82-51
F 18	*GEORGIA TECH	W	89-50
F 21	GEO. WASHINGTON	W	78-57
F 25	*at #15 NC State	L	70-66
M 2	vs. Georgia Tech %	W	75-58
M 3	vs. North Carolina %	L	96-68
M 17	at #16 NC State \$	L	86-73

@ Roanoke, Va.
(6) Shoney's Cavalier Classic (Charlottesville, Va.)
(8) Nike-Boston College Christmas Classic (Boston, Mass.)
% ACC Tournament (Fayetteville, N.C.)
\$ NCAA Tournament

1984-85 21-8, 9-5 ACC (3rd) Head Coach—Debbie Ryan

Home 11-2, Away 6-5, Neutral 4-1
Stat Leaders: Nancy Mayer 12.1 ppg; Cathy Grimes 6.4 rpg

N 24	MAINE	W	115-57
N 27	GEORGE MASON	W	87-49
N 30	*at Wake Forest	W	77-66
D 4	at #1 Old Dominion	L	80-58
D 7	VIRGINIA COMM. (9)	W	81-46
D 8	UNC-CHARLOTTE (9)	W	57-56
D 20	at South Carolina	W	70-68
D 28	vs. Memphis State (10)	W	81-69
D 29	vs. Cleveland State (10)	W	99-59
D 31	vs. Illinois (10)	W	74-51
J 5	*at Duke	W	75-58
J 10	*at NC State	L	71-46
J 13	*NORTH CAROLINA	WOT	64-62
J 16	VIRGINIA TECH	W	62-74
J 19	*at Clemson	L	75-67
J 21	*at Georgia Tech	W	71-47
J 26	*WAKE FOREST	W	73-53
J 30	*at Maryland	W	63-50
F 2	*DUKE	W	74-66
F 5	*at North Carolina	L	77-75
F 9	LOUISVILLE	W	74-60
F 10	at James Madison	W	57-49
F 13	*MARYLAND	W	65-61
F 16	*GEORGIA TECH	W	97-67
F 20	*CLEMSON	L	66-63
F 23	*NC STATE	L	78-70
M 1	vs. Maryland %	W	64-53
M 2	vs. North Carolina %	L	76-55
M 16	at #13 Tennessee \$	L	65-55

(9) Investors' Classic (Charlottesville, Va.)
(10) Women's Court Classic (Coral Gables, Fla.)
% ACC Tournament (Fayetteville, N.C.)
\$ NCAA Tournament

1985-86 26-3, 13-1 ACC (1st) Head Coach—Debbie Ryan

ACC Regular-Season Champions
Home 13-2, Away 7-0, Neutral 6-1
Daphne Hawkins 17.0 ppg; Trina Thomas 5.9 rpg

N 22	JAMES MADISON	W	71-57
N 24	*GEORGIA TECH	W	86-52
N 29	vs. #8 Auburn (11)	W	84-71
N 30	vs. Mercer (11)	W	93-52
D 3	#13 OLD DOMINION	W	86-71
D 6	WISCONSIN (9)	W	82-59
D 7	NORTHEASTERN (9)	W	61-42
D 10	Virginia Tech @	W	87-58
D 21	SOUTH CAROLINA	W	85-58
D 28	vs. Rhode Island (12)	W	80-57
D 29	at Syracuse (12)	W	84-61
J 4	UNC-CHARLOTTE	W	88-65
J 7	*#18 NC STATE	W	65-64
J 11	*at Clemson	WOT	96-89
J 13	#13 RUTGERS	W	75-63
J 18	*#20 DUKE	W	90-76
J 21	*at Wake Forest	W	75-42
J 25	*at #5 North Carolina	W	84-79
J 28	*MARYLAND	W	73-47
F 1	*at #18 Duke	W	81-67
F 5	*#15 NORTH CAROLINA	L	60-58
F 8	*at Maryland	W	80-75
F 12	*WAKE FOREST	W	66-59
F 15	*at Georgia Tech	W	82-64
F 19	*at NC State	W	70-62
F 22	*CLEMSON	W	90-79
M 1	vs. Georgia Tech %	W	90-64
M 2	vs. Maryland %	L	93-68
M 15	#17 JAMES MADISON \$	L	71-62

(9) Investors' Classic (Charlottesville, Va.)
(11) Sunshine Classic (Orlando, Fla.)
(12) Carrier Classic (Syracuse, N.Y.)
@ Roanoke, Va.
% ACC Tournament (Fayetteville, N.C.)
\$ NCAA Tournament

ALL-TIME RESULTS



1986-87 26-5, 12-2 ACC (1st)

Head Coach—Debbie Ryan

ACC Regular-Season Champions

Home 14-0, Away 9-4, Neutral 3-1

Stat Leaders: Daphne Hawkins 13.7 ppg; Laurie Carter 5.6 rpg

N 29	DUQUESNE	W	99-36
D 2	at #18 Old Dominion	W	75-59
D 5	MICHIGAN (9)	W	74-39
D 6	ST JOHN'S (9)	W	78-42
D 9	VIRGINIA TECH	W	73-43
D 11	at #15 James Madison	W	59-52
D 20	#2 LOUISIANA TECH	W	77-66
D 29	vs. #18 Illinois (13)	W	97-71
D 30	at Stanford (13)	W	69-66
J 1	at Univ. of Pacific	W	101-79
J 5	*#15 NC STATE	W	75-57
J 7	*WAKE FOREST	W	105-58
J 10	*NORTH CAROLINA	W	81-66
J 13	at #5 Rutgers	L	81-58
J 17	*at Georgia Tech	W	76-66
J 21	*at North Carolina	W	73-63
J 24	*DUKE	W	71-43
J 28	*at Maryland	W	63-61
J 31	*at Clemson	W	83-77
F 2	*at Wake Forest	W	70-61
F 7	*at #13 NC State	L	70-69
F 11	*GEORGIA TECH	W	78-56
F 14	*CLEMSON	W	82-66
F 16	DEPAUL	W	82-49
F 19	*MARYLAND	W	71-61
F 21	*at Duke	L	77-76
F 28	vs. Wake Forest %	W	70-56
M 1	vs. Maryland %	W	76-59
M 2	vs. #16 NC State %	L	57-56
M 15	MEMPHIS STATE \$	W	76-75
M 19	at #7 Tennessee \$ @	L	66-58

1987-88 27-5, 12-2 ACC (1st)

Head Coach—Debbie Ryan

ACC Regular-Season Champions

Home 14-0, Away 9-2, Neutral 4-3

Stat Leaders: Daphne Hawkins 18.5 ppg; Dawn Bryant 8.6 rpg

N 28	AMERICAN	W	91-62
D 1	#20 OLD DOMINION	W	57-55
D 4	ALABAMA (9)	W	81-58
D 5	SYRACUSE (9)	W	87-50
D 8	at Virginia Tech	W	74-57
D 11	at Penn State	W	59-54
D 28	at Miami (Fla.) (14)	W	78-69
D 29	vs. #5 Iowa (14)	L	75-59
D 30	vs. #8 Rutgers (14)	W	80-73
J 4	NOTRE DAME	W	79-59
J 6	*WAKE FOREST	W	70-61
J 9	at DePaul	W	75-63
J 12	*#14 MARYLAND	W	84-66
J 16	*NC STATE	W	87-59
J 20	*GEORGIA TECH	W	90-69
J 23	*at #13 Duke	W	72-49
J 27	#20 JAMES MADISON	W	81-69
J 30	*at North Carolina	W	81-73
F 3	*at #12 Maryland	L	83-79
F 6	*CLEMSON	W	67-64
F 10	*at #16 Wake Forest	W	81-67
F 13	*at NC State	W	88-68
F 17	*NORTH CAROLINA	W	64-57
F 20	*at Clemson	L	85-77
F 25	*at Georgia Tech	W	91-68
F 27	*DUKE	W	79-67
M 5	vs. NC State %	W	82-64
M 6	vs. Clemson %	W	66-57
M 7	vs. #10 Maryland %	L	76-70
M 19	ST. JOHN'S \$	W	85-64
M 24	#8 Rutgers \$ @	W	89-75
M 26	#1 Tennessee \$ @	L	84-76

(9) Investors' Classic (Charlottesville, Va.)

(14) Burger King/Orange Bowl Classic (Miami, Fla.)

% ACC Tournament (Fayetteville, N.C.)

\$ NCAA Tournament

@ NCAA East Regional (Norfolk, Va.)

1988-89 21-10, 8-6 ACC (4th)

Head Coach—Debbie Ryan

Home 13-3, Away 6-5, Neutral 2-2

Stat Leaders: Dawn Staley 18.5 ppg; Dawn Bryant 7.7 rpg

N 26	ST. PETER'S	W	75-53
N 29	VIRGINIA TECH	W	75-73
D 2	ARIZONA (9)	W	87-58
D 3	GEORGETOWN (9)	W	107-44
D 6	at Old Dominion	L	87-68
D 10	at #3 Louisiana Tech	L	88-66
D 20	at Richmond	W	65-63
D 28	vs. Fordham (15)	W	98-86
D 29	at Villanova (15)	W	69-50
J 2	BUCKNELL	W	81-48
J 5	PENN STATE	W	85-76
J 7	*#20 DUKE	W	78-66
J 8	LIBERTY	W	102-61
J 11	*at #20 Clemson	W	64-63
J 14	*#19 NC STATE	L	103-86
J 18	*NORTH CAROLINA	W	92-64
J 21	*at Georgia Tech	L	105-80
J 24	*at #7 Maryland	L	86-73
J 28	*WAKE FOREST	W	80-74
F 1	*at North Carolina	W	87-79
F 4	*GEORGIA TECH	W	91-74
F 8	*at Wake Forest	W	94-76
F 11	*at Duke	W	99-81
F 15	*MARYLAND	LOT	104-99
F 18	*CLEMSON	L	93-84
F 21	VIRGINIA COMM.	W	77-61
F 25	*at #15 NC State	L	78-56
M 4	Wake Forest %	WOT	68-67
M 5	#5 Maryland %	L	89-66
M 19	WEST VIRGINIA \$	W	81-68
M 23	vs. #1 Tennessee \$ @	L	80-47

(9) Investors' Classic (Charlottesville, Va.)

(15) Wildcat Classic (Villanova, Pa.)

% ACC Tournament (Fayetteville, N.C.)

\$ NCAA Tournament

@ NCAA East Regional (Bowling Green, Ky.)

1989-90 29-6, 11-3 ACC (2nd)

Head Coach—Debbie Ryan

ACC Tournament Champions

Final Four

Dawn Staley 17.9 ppg; Heather Burge/Dawn Staley 6.7 rpg

N 24	vs. Southern Illinois (16)	W	81-60
N 25	vs. #22 Vanderbilt (16)	W	76-74
N 26	at Hawaii (16)	L	88-78
D 1	HOLY CROSS (9)	W	72-71
D 2	#9 UNLV (9)	W	74-73
D 6	#18 OLD DOMINION	W	86-70
D 9	at James Madison	W	67-55
D 19	AUGUSTA	W	76-38
D 20	RICHMOND	W	76-62
D 28	vs. #13 Auburn (17)	W	61-59
D 29	at Rutgers (17)	WOT	72-71
J 3	at Virginia Tech	W	79-77
J 6	at Penn State	L	90-77
J 10	*#14 MARYLAND	W	82-79
J 11	MORGAN STATE	W	96-52
J 14	*at #12 NC State	W	70-66
J 16	*at Duke	L	84-74
J 20	*GEORGIA TECH	W	97-77
J 22	*at North Carolina	W	81-63
J 27	*WAKE FOREST	W	58-55
J 31	*CLEMSON	W	67-64
F 3	*at Georgia Tech	W	94-65
F 7	*at Wake Forest	W	62-61
F 10	*DUKE	W	86-62
F 15	*NORTH CAROLINA	W	95-46
F 17	*at Clemson	W	71-63
F 21	*at Maryland	L	63-60
F 24	*#9 NC STATE	L	77-64
M 3	vs. Georgia Tech %	W	73-65
M 4	vs. Clemson %	W	84-66
M 5	vs. #9 NC State %	WOT	67-64
M 17	PENN STATE \$	W	85-64
M 22	vs. #18 Providence \$ @	W	77-71
M 24	vs. #4 Tennessee \$ @	WOT	79-75
M 30	vs. #2 Stanford \$ FF	L	75-66

(9) Investors' Classic (Charlottesville, Va.)

(16) Wahine Classic (Honolulu, Hawaii)

(17) Bell Atlantic Tournament (New Brunswick, N.J.)

% ACC Tournament (Fayetteville, N.C.)

\$ NCAA Tournament

@ NCAA East Regional (Norfolk, Va.)

FF Final Four (Knoxville, Tenn.)

1990-91 31-3, 14-0 ACC (1st)

Head Coach—Debbie Ryan

ACC Regular-Season Champions

Final Four

Home 14-1, Away 10-0, Neutral 7-2

Tonya Cardoza 15.5 ppg; Cardoza/Dawn Staley 6.1 rpg

N 24	at St. Peter's	W	91-59
N 28	VIRGINIA TECH	W	93-44
D 1	at #12 Texas	W	80-74
D 4	at Old Dominion	W	90-59
D 7	LAFAYETTE (18)	W	103-41
D 8	FLORIDA STATE (18)	W	92-77
D 19	ST. FRANCIS	W	102-45
D 20	MORGAN STATE	W	96-37
D 28	vs. Fla. International (19)	W	78-46
D 29	vs. Michigan State (19)	W	91-74
D 30	vs. Kansas (19)	W	97-51
J 3	#4 PENN STATE	L	73-71
J 5	*at Duke	W	92-56
J 9	*at #12 Clemson	W	81-75
J 12	*at #3 NC State	W3OT	123-120
J 16	*MARYLAND	W	76-59
J 19	*at Georgia Tech	W	98-72
J 24	*at Wake Forest	W	87-70
J 26	ST. JOHN'S	W	90-51
J 29	*at North Carolina	W	92-67
F 2	*GEORGIA TECH	W	98-94
F 6	*NORTH CAROLINA	W	97-60
F 9	*DUKE	W	86-61
F 14	*WAKE FOREST	W	98-66
F 16	*#23 CLEMSON	W	89-62
F 20	*at Maryland	W	111-74
F 23	*#7 NC STATE	W	95-78
M 2	vs. North Carolina %	W	90-69
M 3	vs. Clemson %	L	65-62
M 17	#14 S. F. AUSTIN \$	W	74-72
M 21	vs. #25 Oklahoma St. \$ @	W	76-61
M 23	vs. #24 Lamar \$ @	W	85-70
M 30	vs. #13 Connecticut \$ FF	W	61-55
M 31	vs. #4 Tennessee \$ FF	LOT	70-67

(18) Cavalier Classic (Charlottesville, Va.)

(19) Pepsi-Church's Holiday Classic (Miami, Fla.)

% ACC Tournament (Fayetteville, N.C.)

\$ NCAA Tournament

@ NCAA Midwest Regional (Austin, Texas)

FF Final Four (New Orleans, La.)



ALL-TIME RESULTS

1991-92 32-2, 15-1 ACC (1st) Head Coach—Debbie Ryan ACC Regular-Season Champions ACC Tournament Champions Final Four

Home 16-1, Away 12-0, Neutral 4-1
Stat Leaders: Heather Burge 17.2 ppg, 8.4 rpg

N 22	FAIRFIELD (18)	W	110-64
N 23	WEST VIRGINIA (18)	W	92-63
N 26	CANISIUS	W	92-36
N 30	at Temple	W	81-52
D 4	at Richmond	W	88-61
D 7	#13 TEXAS	W	77-47
D 19	VIRGINIA COMM.	W	101-55
D 28	at UCLA (20)	W	77-55
D 29	vs. Southern Cal (20)	W	71-52
J 3	*at Florida State	W	87-60
J 5	*at #17 Auburn	W	77-70
J 8	*at North Carolina	W	83-68
J 11	*#12 NC STATE	W	101-70
J 15	*#3 MARYLAND	L	67-65
J 18	*#17 CLEMSON	W	85-52
J 22	*at Wake Forest	W	78-44
J 25	*GEORGIA TECH	W	79-74
J 27	*FLORIDA STATE	W	81-43
F 1	*at Duke	W	81-54
F 5	*WAKE FOREST	W	78-55
F 8	*at Georgia Tech	W	86-62
F 11	*at #1 Maryland	W	75-74
F 15	*DUKE	W	93-48
F 17	CONNECTICUT	W	64-43
F 22	*at #19 Clemson	W	85-81
F 26	*NORTH CAROLINA	W	65-52
F 29	*at NC State	W	76-74
M 7	vs. Duke %	W	81-55
M 8	vs. North Carolina %	W	74-55
M 9	vs. Georgia Tech %	W	70-69
M 22	#16 GEO. WASHINGTON \$W	W	97-58
M 26	#14 WEST VIRGINIA \$ @	W	103-83
M 28	#13 VANDERBILT \$ @	W	70-58
A 4	vs. #3 Stanford \$ FF	L	66-65

(18) Cavalier Classic (Charlottesville, Va.)
(20) LA Gear Classic (Los Angeles, Calif.)
% ACC Tournament (Rock Hill, S.C.)
\$ NCAA Tournament
@ NCAA East Regional (Charlottesville, Va.)
FF Final Four (Los Angeles, Calif.)

1992-93 26-6, 13-3 ACC (1st) Head Coach—Debbie Ryan ACC Regular-Season Champions ACC Tournament Champions

Home 15-0, Away 6-4, Neutral 5-2
Stat Leaders: Heather Burge 19.1 ppg, 7.7 rpg

D 1	TEMPLE	W	74-30
D 4	WILLIAM & MARY (21)	W	82-40
D 5	ST. JOSEPH'S (Pa.) (21)	W	64-53
D 8	at Virginia Tech	W	93-59
D 10	MORGAN STATE	W	110-49
D 12	VIRGINIA COMM.	W	94-53
D 21	RICHMOND	W	93-66
D 29	vs. UNC-Charlotte (22)	W	77-74
D 30	vs. #2 Vanderbilt (22)	L	66-62
J 2	at #13 Ohio State	L	91-84
J 6	*at Florida State	W	78-66
J 9	*DUKE	W	76-57
J 13	*at Clemson	L	61-60
J 17	*NC STATE	W	79-73
J 20	*at #5 Maryland	L	70-66
J 23	*at #24 Georgia Tech	W	107-81
J 27	*at Wake Forest	W	82-78
J 30	*FLORIDA STATE	W	76-68
F 3	*at #16 North Carolina	L	72-65
F 5	*GEORGIA TECH	W	88-53
F 9	*#12 NORTH CAROLINA	W	73-67
F 13	*at Duke	W	97-61
F 17	*WAKE FOREST	W	87-67
F 20	*#20 CLEMSON	W	87-70
F 23	*#12 MARYLAND	W	87-73
F 27	*at NC State	W	76-75
M 6	vs. Wake Forest %	W	74-46
M 7	vs. Clemson %	WOT	79-71
M 8	vs. #12 Maryland %	W3OT	106-103
M 21	FLORIDA \$	W	69-55
M 25	vs. #21 Georgetown \$ @	W	77-57
M 27	vs. #3 Ohio State \$ @	L	75-73

(21) Coca Cola/Holiday Inn Classic (Charlottesville, Va.)
(22) Takit to Court Super Shootout (Hilton Head, S.C.)
% ACC Tournament (Rock Hill, S.C.)
\$ NCAA Tournament
@ NCAA East Regional (Richmond, Va.)

1993-94 27-5, 15-1 ACC (1st) Head Coach—Debbie Ryan ACC Regular-Season Champions

Home 15-0, Away 6-4, Neutral 5-2
Stat Leaders: Heather Burge 19.1 ppg, 7.7 rpg

N 27	PENNSYLVANIA	W	92-66
N 28	ROBERT MORRIS	W	86-59
D 3	MARSHALL (21)	W	105-73
D 4	TOLEDO (21)	W	95-64
D 8	VIRGINIA TECH	W	78-66
D 11	at #15 Connecticut	L	74-63
D 21	*FLORIDA STATE	W	86-56
D 29	CREIGHTON	W	63-60
D 30	at St. Joseph's	L	71-56
J 3	*CLEMSON	W	69-65
J 8	OHIO STATE	W	68-65
J 12	*at North Carolina	W	77-75
J 15	*at N.C. State	W	70-44
J 18	*MARYLAND	W	68-56
J 22	*GEORGIA TECH	W	88-75
J 25	*at Duke	W	87-66
J 29	*WAKE FOREST	W	80-55
J 31	at Va. Commonwealth	W	76-46
F 4	*at Florida State	W	59-50
F 6	*at Georgia Tech	W	82-54
F 9	*NORTH CAROLINA	W	83-74
F 12	*DUKE	W	73-60
F 15	*at Wake Forest	W	62-54
F 19	*at Clemson	L	70-61
	*at Maryland	W	86-83
F 27	*NC STATE	W	81-58
M 5	*vs. Wake Forest %	W	73-54
M 6	*vs. Maryland %	W	63-45
M 7	*vs. North Carolina %	L	77-60
M 16	LOYOLA \$	W	72-47
M 19	SW MISSOURI STATE \$	W	67-63
M 24	vs. Southern Cal @	L	85-66

(21) Coca Cola/Holiday Inn Classic (Charlottesville, Va.)
(22) Takit to Court Super Shootout (Hilton Head, S.C.)
% ACC Tournament (Rock Hill, S.C.)
\$ NCAA Tournament
@ NCAA East Regional (Fayetteville, Ark.)

1994-95 27-5, 16-0 ACC (1st) Head Coach—Debbie Ryan ACC Regular-Season Champions

Home 14-0, Away 9-2, Neutral 4-3
Stat Leaders: Wendy Palmer 17.6 ppg, 10.5 rpg

N 25	vs. #16 Kansas (16)	L	86-84
N 26	vs. Arizona (16)	W	60-56
N 27	vs. Tennessee Tech (16)	W	75-54
D 3	RIDER	W	115-60
D 4	AMERICAN	W	89-38
D 9	vs. #1 Tennessee (24)	L	84-73
D 10	at Richmond (24)	W	78-50
D 20	RADFORD	W	88-48
D 29	FORDHAM	W	105-55
J 1	*at Clemson	W	76-67
J 5	*WAKE FOREST	W	96-39
J 7	*at NC State	W	81-73
J 10	*DUKE	W	78-62
J 13	at Virginia Tech	L	69-62
J 17	*at Florida State	W	76-60
J 21	*GEORGIA TECH	W	73-53
J 25	*at Maryland	W	82-48
J 28	*CLEMSON	W	78-55
J 31	*#5 NORTH CAROLINA	W	80-64
F 3	*at Wake Forest	W	88-58
F 5	*at #5 North Carolina	W	88-78
F 9	*NC STATE	W	80-68
F 12	*at Duke	W	67-61
F 18	*FLORIDA STATE	W	79-45
F 20	*at Georgia Tech	W	61-53
F 26	*MARYLAND	W	56-41
M 3	vs. Maryland %	W	68-46
M 4	vs. #22 Duke %	LOT	83-82
M 16	DARTMOUTH \$	W	71-68
M 18	#17 FLORIDA \$	W	72-67
M 23	vs. #8 Louisiana Tech \$ @	W	63-62
M 25	at #1 Connecticut \$ @	L	67-63

(16) Wahine Classic (Honolulu, Hawaii)
(24) Central Fidelity Classic (Richmond, Va.)
% ACC Tournament (Rock Hill, S.C.)
\$ NCAA Tournament
@ NCAA East Regional (Storrs, Conn.)

1995-96 26-7, 13-3 ACC (1st) Head Coach—Debbie Ryan ACC Regular-Season Champions

Home 15-3, Away 9-3, Neutral 2-1
Stat Leaders: Tora Suber 17.6 ppg; Wendy Palmer 11.2 rpg

N 19	at #6 Tennessee (25)	L	78-51
N 25	PITTSBURGH	W	103-56
N 29	CLEVELAND ST.	W	120-53
D 2	#6 GEORGIA	W	94-65
D 6	VIRGINIA TECH	W	80-38
D 9	at #4 Vanderbilt	L	72-65
D 19	NORTHEASTERN	W	81-20
D 20	COPPIN ST.	W	87-42
D 29	at UCLA (26)	W	77-55
D 30	Southern California (26)	W	78-68
J 2	*CLEMSON	L	63-59
J 4	*at Wake Forest	W	80-70
J 8	*at #6 Duke	W	61-60
J 12	*#13 NC STATE	W	77-69
J 13	at Rider	W	79-44
J 16	*FLORIDA STATE	W	91-58
J 20	*at Georgia Tech	W	79-58
J 24	*MARYLAND	W	75-46
J 28	*at #18 Clemson	L	57-45
J 31	*NORTH CAROLINA	W	87-71
F 7	*at #15 NC State	W	72-60
F 10	*#14 DUKE	L	72-69
F 12	*at North Carolina	W	83-70
F 16	*at Florida State	W	81-40
F 19	*WAKE FOREST	W	77-55
F 20	*GEORGIA TECH	W	80-62
F 24	*at Maryland	W	77-53
M 1	vs. Florida State %	W	83-50
M 2	vs. #22 Clemson %	L	75-67
M 15	MANHATTAN \$	W	100-55
M 17	GEO. WASHINGTON \$	W	62-43
M 23	#6 OLD DOMINION \$ @	W	72-60
M 25	#4 TENNESSEE \$ @	L	52-46

(25) State Farm Hall of Fame Classic (Knoxville, Tenn.)
(26) ACC/Pac 10 Challenge (Los Angeles, Calif.)
% ACC Tournament (Rock Hill, S.C.)
\$ NCAA Tournament
@ NCAA East Regional (Charlottesville, Va.)

ALL-TIME RESULTS



1996-97 23-8, 12-4 ACC (2nd) Head Coach—Debbie Ryan

Home 12-2, Away 9-4, Neutral 2-2		
Stat Leaders: Tora Suber 14.9 ppg; DeMya Walker 7.5 rpg		
N 22	at Pittsburgh	W 64-55
N 24	at American	L 69-67
N 26	ST. FRANCIS (Pa.)	W 71-33
D 1	#7 VANDERBILT	W 65-49
D 4	at #5 Georgia	L 77-56
D 7	*WAKE FOREST	W 73-57
D 19	RIDER	W 96-41
D 20	NC A & T	W 82-36
D 29	vs. Alabama State (27)	W 106-21
D 30	at Fla. International (27)	W 85-64
J 4	*#21 CLEMSON	L 58-44
J 6	*#14 DUKE	W 62-55
J 9	*MARYLAND	W 60-42
J 11	*at #11 NC State	W 64-62
J 16	*GEORGIA TECH	W 74-53
J 19	*at Florida State	W 67-57
J 22	*at Wake Forest	W 74-43
J 27	*#6 NORTH CAROLINA	L 75-71
J 29	*at #17 Clemson	W 75-65
F 3	*at Maryland	W 73-49
F 6	at Virginia Tech	W 90-41
F 9	*NC State	W 91-66
F 13	*at Georgia Tech	L 72-60
F 16	*FLORIDA STATE	W 73-44
F 19	*at #22 Duke	W 86-56
F 23	*at #4 North Carolina	L 70-65
F 28	vs. Georgia Tech %	W 77-63
M 1	vs. #22 Clemson %	LOT 77-75
M 14	Troy State \$	W 96-74
M 16	UTAH \$	W 65-46
M 22	vs. #3 Stanford \$ @	L 91-69

(27) Florida International Holiday Classic (Miami, Fla.)
% ACC Tournament (Charlotte, N.C.)
\$ NCAA Tournament
@ NCAA West Regional (Missoula, Mont.)

1997-98 19-10, 9-7 ACC (5th) Head Coach—Debbie Ryan

Home 10-3, Away 8-5, Neutral 1-2		
Stat Leaders: DeMya Walker 16.3 ppg, 8.4 rpg		
N 16	WILLIAM & MARY	W 71-57
N 21	KENT	W 67-54
N 23	WEST VIRGINIA	W 59-58
N 25	VIRGINIA TECH	W 64-49
N 29	at Virginia Comm.	W 61-54
D 3	at St. Francis (Pa.)	W 79-60
D 6	*at Georgia Tech	L 84-65
D 8	MT. ST. MARY'S	W 63-37
D 28	at California	W 81-66
D 30	at Santa Clara	W 62-60
J 2	*FLORIDA STATE	W 75-62
J 5	*at Clemson	L 74-67
J 8	*MARYLAND	W 86-60
J 11	*#17 NC State	L 67-59
J 15	*at #7 North Carolina	W3OT 105-100
J 18	*WAKE FOREST	W 65-55
J 23	*at #24 Duke	L 93-66
J 27	#3 Old Dominion +	L 80-51
J 30	*GEORGIA TECH	W 93-57
F 1	*at Florida State	WOT 83-76
F 5	*#22 CLEMSON	W 72-55
F 9	*at Maryland	W 47-45
F 12	*at #11 NC State	L 70-63
F 15	*#5 NORTH CAROLINA	L2OT 84-85
F 18	*at Wake Forest	W 60-51
F 22	*#11 DUKE	LOT 85-78
F 27	vs. #10 North Carolina %	W 76-56
M 13	vs. Southern Methodist \$	W 77-68
M 15	at #9 Arizona \$	L 94-77

+ Richmond, Va.
% ACC Tournament (Charlotte, N.C.)
\$ NCAA Tournament (Tucson, Ariz.)

1998-99 20-9, 12-4 ACC (2nd) Head Coach—Debbie Ryan

Home 12-3, Away 7-4, Neutral 1-2		
Stat Leaders: DeMya Walker 15.0 ppg, 8.5 rpg		
N 15	at West Virginia	W 85-72
N 22	at Arkansas State	L 86-77
N 24	VIRGINIA COMM.	W 99-57
N 28	CALIFORNIA	W 70-55
N 30	at Virginia Tech	L 81-65
D 4	*WAKE FOREST	W 65-45
D 11	TOWSON	W 102-44
D 21	RADFORD	W 96-56
D 28	BROWN (28)	W 111-49
D 29	AUBURN (28)	L 79-61
J 2	*at #10 Clemson	WOT 67-66
J 4	*at #13 Duke	L 84-68
J 8	*MARYLAND	W 69-63
J 11	*at NC State	W 60-46
J 14	*GEORGIA TECH	W 82-62
J 18	*at #7 North Carolina	L 79-68
J 22	*at Florida State	W 80-71
J 24	BAYLOR	W 80-51
J 28	*at Wake Forest	W 81-50
J 31	*#15 CLEMSON	W 75-55
F 4	*#9 DUKE	L 66-56
F 8	*at Maryland	W 69-55
F 10	*NC STATE	W 67-53
F 14	*#14 NORTH CAROLINA	LOT 82-80
F 18	*at Georgia Tech	W 86-73
F 21	*FLORIDA STATE	W 73-55
F 27	vs. Wake Forest %	W 71-67
F 28	vs. #13 North Carolina %	L 83-70
M 12	vs. #18 Penn State \$	L 82-69

(28) Nationwide Cavalier Classic (Charlottesville, Va.)
% ACC Tournament (Charlotte, N.C.)
\$ NCAA Tournament (Ruston, La.)

1999-00 25-9, 13-3 ACC (1st) Head Coach—Debbie Ryan ACC Regular-Season Champions

Home 16-1, Away 6-5, Neutral 3-3		
Stat Leaders: Schuye LaRue, 14.4 ppg, 8.0 rpg		
N 21	ST. JOSEPH'S	L 73-61
N 26	vs. Grambling (16)	W 100-79
N 27	vs. Texas (16)	L 78-73
N 28	vs. Washington (16)	W 85-64
D 2	at William & Mary	W 71-42
D 5	*at #22 Duke	L 83-62
D 7	LOYOLA	W 77-63
D 10	at #21 Old Dominion	L 86-65
D 20	VIRGINIA TECH	W 67-62
D 27	SIENA	W 83-43
D 29	BUTLER (28)	W 88-54
D 30	SYRACUSE (28)	W 70-59
J 3	*GEORGIA TECH	W 83-70
J 6	*#9 NORTH CAROLINA	W 87-68
J 9	*at Florida State	W 76-73
J 15	*MARYLAND	W 76-68
J 17	*at #3 NC State	W 80-73
J 20	*CLEMSON	W2OT 77-74
J 24	at Kent	L 85-74
J 27	*at Wake Forest	W 58-47
J 30	*#9 DUKE	W 61-49
F 3	*at Georgia Tech	W 66-65
F 7	*at North Carolina	LOT 66-63
F 10	*FLORIDA STATE	W 74-59
F 13	ARKANSAS STATE	W 57-55
F 17	*at Clemson	W 72-63
F 20	*#7 NC STATE	W 60-51
F 24	*at Maryland	L 76-71
F 27	*WAKE FOREST	W 77-71
M 3	vs. Wake Forest %	W 72-47
M 5	vs. North Carolina %	L 67-63
M 17	PEPPERDINE \$	W 74-62
M 19	#17 BOSTON COLLEGE \$	W 74-70
M 25	vs. #2 Tennessee \$ @	L 77-56

(16) Wahine Classic (Honolulu, Hawaii)
(28) Nationwide Cavalier Classic (Charlottesville, Va.)
% ACC Tournament (Greensboro, N.C.)
\$ NCAA Tournament
@ NCAA Mid-East Regional (Memphis, Tenn.)

2000-01 18-14, 8-8 ACC (5th) Head Coach—Debbie Ryan

Home 12-3, Away 6-7, Neutral 0-4		
Stat Leaders: Schuye LaRue, 18.1 ppg, 11.8 rpg		
N 10	MT. ST. MARY'S #	W 100-61
N 12	GEO.WASHINGTON #	W 72-66
N 19	#8 Louisiana Tech !	L 72-59
N 20	Texas !	L2OT 56-55
N 25	at Loyola	W 67-46
N 27	ST. FRANCIS	W 116-63
N 30	at Virginia Tech	L 57-56
D 3	OLD DOMINION	W 78-67
D 6	at St. Joseph's	W 62-58
D 9	*at Wake Forest	W 77-61
D 20	LIBERTY	W 73-46
D 28	at UC-Santa Barbara	L 78-66
D 29	at Cal State-Northridge	W 75-69
J 2	*#16 NC STATE	W 77-64
J 5	*MARYLAND	W 82-41
J 7	*at Georgia Tech	L 70-65
J 11	*at North Carolina	W 78-76
J 15	*#16 CLEMSON	L 87-71
J 18	RICHMOND	W 83-76
J 22	*#5 DUKE	L 71-68
J 24	*at Florida State	L 58-60
J 28	*WAKE FOREST	W2OT 76-73
F 1	*at NC State	L 71-56
F 5	*at Maryland	W 69-56
F 8	*GEORGIA TECH	L 87-70
F 11	*NORTH CAROLINA	W 76-73
F 15	*at Clemson	L 78-71
F 19	HAMPTON	W 75-72
F 22	*at #17 Duke	L 76-53
F 25	*FLORIDA STATE	W 77-65
M 3	vs. Florida State %	L 83-77
M 17	vs. Michigan \$	LOT 81-71

Preseason WNIT (Charlottesville, Va.)
! Preseason WNIT (West Lafayette, Ind.)
% ACC Tournament (Greensboro, N.C.)
\$ NCAA Tournament (Notre Dame, Ind.)

2001-02 17-13, 9-7 ACC (T3rd) Head Coach—Debbie Ryan

Home 10-4, Away 5-7, Neutral 2-2		
Stat Leaders: Telisha Quarles 15.7 ppg; Brandi Teamer 8.9 rpg		
N 16	at Hampton	W 51-48
N 19	at Richmond	L 77-72
N 20	LIBERTY	W 69-52
N 24	at Rutgers	L 53-48
N 26	HOWARD	W 76-51
N 29	VIRGINIA TECH	W 60-58
D 2	UC-SANTA BARBARA	W 72-71
D 6	*#11 DUKE	L 107-73
D 18	OHIO STATE	LOT 88-79
D 20	FLA INTERNATIONAL	W 78-65
D 28	vs. Long Island (29)	W 73-40
D 29	at #25 Tulane (29)	L 74-63
J 2	*at NC State	W 68-52
J 7	*CLEMSON	L 79-68
J 10	*at Georgia Tech	L 92-61
J 13	*WAKE FOREST	W 65-51
J 17	*at Maryland	W 52-44
J 20	*at #6 Duke	L 86-69
J 23	*FLORIDA STATE	W 66-62
J 27	*at #21 North Carolina	L 79-64
F 3	*NC STATE	W 61-57
F 7	*at Clemson	L 73-65
F 11	*GEORGIA TECH	W 85-79
F 14	*at Wake Forest	WOT 61-55
F 17	*MARYLAND	W 76-59
F 21	*#19 NORTH CAROLINA	L 78-68
F 24	*at Florida State	W 57-54
M 2	vs. Georgia Tech %	W 60-58
M 3	vs. #4 Duke %	L 71-67
M 16	vs. Iowa \$	L 69-62

(29) Tulane DoubleTree Classic (New Orleans, La.)
% ACC Tournament (Greensboro, N.C.)
\$ NCAA Tournament (Storrs, Conn.)

ALL-TIME RESULTS



2008-09 24-10, 8-6 ACC (T-5th) Head Coach—Debbie Ryan

Home 15-2, Away 6-5, Neutral 3-3
Stat Leaders: Monica Wright 20.5ppg, Aisha Mohammed 10.1 rpg

N 14	HIGH POINT	W	78-48
N 17	at #5 Tennessee	W	83-82
N 21	at #25 Old Dominion	L	78-70
N 24	COLORADO	W	77-43
N 28	vs. Utah (48)	W	65-57
N 29	at Marquette (48)	W	76-71
N 30	vs. Gonzaga (48)	L	69-62
D 4	at Illinois (49)	W	63-39
D 6	EAST CAROLINA	W	80-67
D 18	MONMOUTH	W	73-45
D 21	MOUNT ST. MARY'S	W	65-55
D 28	RIDER (50)	W	83-38
D 29	LOUISIANA TECH (50)	W	68-52
J 2	GEORGIA	W	62-60
J 5	ST. FRANCIS (PA.)	W	82-66
J 11	*#25 WAKE FOREST	W	77-59
J 16	*at #2 North Carolina	L	103-74
J 21	*at Virginia Tech	W	75-69
J 23	*#22 FLORIDA STATE	L	80-75
J 26	*at Clemson	W	75-67
J 30	*#8 MARYLAND	W	89-81
F 1	LONGWOOD	W	88-50
F 5	*#4 DUKE	L	81-67
F 8	*VIRGINIA TECH	W	69-61
F 12	*at #9 Maryland	L	94-78
F 15	*at NC State	L	60-54
F 19	*MIAMI	WOT	84-75
F 22	*BOSTON COLLEGE	W	90-70
F 24	*at #11 Florida State	W	68-63
M 1	*at Georgia Tech	L	74-66
M 5	vs. Virginia Tech %	W	66-57
M 6	vs. #8 Duke %	L	76-53
M 21	vs. Marist (51)	W	68-61
M 23	vs. #13 California (51)	L	99-73

(48) WBCA Classic (Milwaukee, Wis.)
(49) ACC/Big Ten Challenge (Champaign, Ill.)
(50) Marriott Cavalier Classic (Charlottesville, Va.)
(51) ACC Tournament (Greensboro, N.C.)
(52) 2009 NCAA Tournament (Los Angeles, Calif.)

2009-10 21-10, 9-5 ACC (3rd) Head Coach—Debbie Ryan

Home 13-4, Away 6-4, Neutral 2-2
Stat Leaders: Monica Wright 23.7 ppg, 6.5 rpg

N 13	at UMBC	W	68-57
N 15	MANHATTAN	W	86-68
N 18	USC UPSTATE	W	110-63
N 22	#6 TENNESSEE	L	77-63
N 26	vs. Indiana (52)	W	84-79
N 27	vs. South Dakota State (52)	W	78-66
D 3	PURDUE (53)	W	56-49
D 6	JAMES MADISON	L	75-73
D 8	FURMAN	W	74-43
D 20	at #12 Georgia	L	69-53
D 28	SAMFORD (54)	W	69-60
D 29	LIBERTY (54)	W	63-54
J 2	at Colorado	W	74-59
J 4	ST. BONAVENTURE	W	72-64
J 7	*at #11 Florida State	L	68-50
J 11	*MARYLAND	L	61-60
J 18	*at Virginia Tech	W	70-56
J 21	*at Boston College	W	70-68
J 25	*GEORGIA TECH	W	57-55
J 27	*NC STATE	W	73-60
J 31	*at Wake Forest	L	64-57
F 4	*CLEMSON	W	82-60
F 8	*at Maryland	W	82-68
F 11	*at Miami	WOT	69-63
F 15	*#20 NORTH CAROLINA	W2OT	82-78
F 16	LONGWOOD	W	81-40
F 22	*#10 FLORIDA STATE	L	59-58
F 26	*at #6 Duke	L	83-65
F 28	*VIRGINIA TECH	W	55-46
M 5	vs. NC State %	L	66-59
M 21	vs. Wisconsin-Green Bay (55)L	69-67	

(52) Junkanoo Jam (Freeport, Grand Bahama Island)
(53) Big Ten/ACC Challenge (Charlottesville, Va.)
(54) Marriott Cavalier Classic (Charlottesville, Va.)
(55) ACC Tournament (Greensboro, N.C.)
(56) 2010 NCAA Tournament (Ames, Iowa)

2010-11 19-16, 5-7 ACC (8th) Head Coach—Debbie Ryan

Home 13-6, Away 3-7, Neutral 1-3
Stat Leaders: Ariana Moorer 9.7ppg, Chelsea Shine 4.8 rpg

N 12	at Hofstra	W	82-66
N 14	MOUNT ST. MARY'S	W	81-58
N 18	at #4 Tennessee	L	85-73
N 21	LONGWOOD	W	74-63
N 25	vs. #17 Iowa State (56)	L	66-48
N 26	vs. #10 West Virginia (56)	L	57-43
N 27	vs. #21 TCU (56)	W	59-55
D 2	at #6 Ohio State (57)	L	74-46
D 4	DREXEL	W	63-54
D 6	RADFORD	W	76-52
D 18	UMBC	W	61-46
D 20	at James Madison	L	82-80
D 28	N. CAROLINA A&T (58)	W	88-59
D 29	E. TENNESSEE STATE (58)W	83-66	
J 3	RICHMOND	W	75-62
J 6	*MIAMI	L	82-73
J 9	*at #19 Florida State	L	61-51
J 13	*at Georgia Tech	L	68-48
J 16	PENNSYLVANIA	W	54-45
J 21	*#14 MARYLAND	LOT	77-75
J 23	*VIRGINIA TECH	W	72-37
J 28	*at #14 North Carolina	L	64-52
J 30	*at Clemson	L	84-74
F 3	*WAKE FOREST	W	73-46
F 7	*#14 FLORIDA STATE	L	78-74
F 10	*at NC State	W4OT	94-92
F 13	*at #11 Maryland	W	60-57
F 20	*BOSTON COLLEGE	L	73-50
F 24	*#9 DUKE	L	71-48
F 27	*at Virginia Tech	WOT	73-71
M 3	vs. Wake Forest %	L	74-68
M 17	MORGAN STATE (59)	W	69-56
M 20	at Loyola (60)	W	71-49
M 24	BOSTON COLLEGE (61)	W	53-48
M 26	CHARLOTTE (62)	L	79-74

(56) Paradise Jam (U.S. Virgin Islands)
(57) ACC/Big Ten Challenge (Columbus, Ohio)
(58) Marriott Cavalier Classic (Charlottesville, Va.)
(59) WNIT First Round (Charlottesville, Va.)
(60) WNIT Second Round (Baltimore, Md.)
(61) WNIT Third Round (Charlottesville, Va.)
(62) WNIT Quarterfinals (Charlottesville, Va.)
(63) ACC Tournament (Greensboro, N.C.)

2011-12 25-11, 9-7 ACC (T-5th) Head Coach—Joanne Boyle

Home 17-3, Away 7-5, Neutral 1-3
Stat Leaders: Ariana Moorer 14.4 ppg, Chelsea Shine 5.6 rpg

N 11	APPALACHIAN STATE	W	80-48
N 14	at Providence	W	55-38
N 16	HIGH POINT	W	67-41
N 20	#3 TENNESSEE	WOT	69-64
N 25	vs. #24 Texas (63)	L	79-53
N 26	at Hawaii (63)	W	60-43
N 27	vs. California (63)	L	59-50
D 1	INDIANA	W	65-49
D 4	at Richmond	W	69-56
D 7	LIBERTY	W	64-38
D 18	RADFORD	W	92-43
D 20	JAMES MADISON	W	59-53
D 28	WAGNER (65)	W	84-41
D 29	MASSACHUSETTS (65)	W	53-38
J 2	*at #7 Duke	L	77-66
J 5	*#25 NORTH CAROLINA	L2OT	78-73
J 8	*at Clemson	W	54-47
J 12	*VIRGINIA TECH	W	52-39
J 16	*at #8 Maryland	L	68-61
J 19	*#11 MIAMI	L	56-53
J 21	*BOSTON COLLEGE	W	69-58
J 25	*at Georgia Tech	L	63-53
J 29	*FLORIDA STATE	W	62-52
F 3	*at #23 North Carolina	L	64-56
F 5	*at NC State	W	55-47
F 12	*CLEMSON	W	68-36
F 16	*#8 MARYLAND	L	73-56
F 19	*at Virginia Tech	W	66-40
F 24	*WAKE FOREST	W	61-55
F 26	*at Florida State	W	66-57
M 1	vs. Boston College %	W	72-41
M 2	vs. #6 Maryland %	L	70-58
M 15	HOWARD (65)	WOT	59-56
M 19	RICHMOND (65)	W	68-55
M 22	APPALACHIAN STATE (65)	W	74-58
M 25	at James Madison (66)	L	68-59

(63) Waikiki Beach Marriott Resort Showdown (Honolulu)
(64) Marriott Cavalier Classic (Charlottesville, Va.)
(65) WNIT 1st, 2nd and 3rd Rounds (Charlottesville, Va.)
(66) WNIT Quarterfinals (Harrisburg, Va.)
(67) ACC Tournament (Greensboro, N.C.)

2012-13 16-14, 8-10 ACC (6th) Head Coach—Joanne Boyle

Home 10-5, Away 5-7, Neutral 1-2
Stat Leaders: Ataira Franklin 14.3 ppg, Telia McCall 7.7 rpg

N 9	JAMES MADISON	W	78-57
N 12	at Penn	W	68-65
N 18	PROVIDENCE	W	61-42
N 23	vs. #17 Vanderbilt (67)	W	73-66
N 24	vs. Syracuse (67)	L	74-73
N 29	at Minnesota (68)	W	90-68
D 2	#25 WEST VIRGINIA	L	54-47
D 6	at #9 Maryland*	L	79-55
D 18	COPPIN STATE	W	54-44
D 21	at Alabama	L2OT	73-70
D 28	NORFOLK STATE (69)	W	66-23
D 29	XAVIER(69)	W	54-45
J 3	VIRGINIA TECH*	W	52-48
J 6	at Miami*	L	58-52
J 10	at Georgia Tech*	W	62-51
J 13	NC STATE*	W	78-59
J 17	at #11 North Carolina*	L	71-60
J 20	MIAMI*	W	62-52
J 24	BOSTON COLLEGE*	W	69-57
J 27	at Wake Forest*	W	69-64
F 3	GEORGIA TECH*	L	65-62
F 8	#5 DUKE*	L	62-41
F 10	at Virginia Tech*	W	50-47
F 14	at Boston College*	L	61-49
F 17	#7 MARYLAND*	L	73-44
F 21	at Clemson*	L	64-62
F 25	WAKE FOREST*	LOT	73-68
F 28	at NC State*	L	80-59
M 3	#24 FLORIDA STATE*	W	72-60
M 7	Boston College %	L	66-57

(67) San Juan Shootout (Guaynabo, P.R.)
(68) ACC/Big 10 Challenge (Minneapolis, Minn.)
(69) Cavalier Classic, presented by Holiday Inn University Area (Charlottesville, Va.)
(70) ACC Tournament (Greensboro, N.C.)



ALL-TIME RESULTS

2013-14 14-17, 6-10 ACC (10th)

Head Coach— Joanne Boyle

Home 9-5, Away 4-8, Neutral 1-4
Ataira Franklin 13.8 ppg, Sarah Imovbioh 8.2 rpg

N 8	at James Madison	L	63-46
N 1	HIGH POINT	W	73-54
N 16	LOUISIANA TECH	W	95-82
N 19	at Liberty	W	61-60
N 24	at West Virginia	L	68-58
N 28	vs. #3 Tennessee (70)	L	76-67
N 29	vs. Kansas State (70)	L	49-46
D 5	MICHIGAN (71)	L	73-53
D 17	UMES	W	81-46
D 20	vs. Tulane (72)	LOT	79-72
D 21	at Florida Gulf Coast (72)	W	85-56
D 28	COPPIN STATE (73)	W	70-45
D 29	PRINCETON (73)	W	69-57
J 5	PITTSBURGH*	L	79-75
J 9	at Virginia Tech*	W	67-60
J 12	#2 NOTRE DAME*	L	79-72
J 16	at #3 Duke*	L	90-55
J 19	#17 FLORIDA STATE*	W	85-68
J 23	#6 MARYLAND*	W	86-72
J 26	at Syracuse*	L	84-75
J 30	at Wake Forest*	W	64-59
F 2	CLEMSON*	W	80-43
F 6	at Boston College*	L	69-65
F 14	at Georgia Tech*	L	95-76
F 16	VIRGINIA TECH*	W	80-64
F 20	#11 NORTH CAROLINA*	L	80-74
F 23	at #14 NC State*	L	68-66
F 27	MIAMI*	L	83-63
M 2	at Florida State*	L	82-70
M 5	vs Boston College %	W	74-59
M 6	vs Georgia Tech %	L	77-76

(70) Junkanoo Jam (Grand Bahama Island.)
 (71) ACC/Big 10 Challenge (Charlottesville, Va.)
 (72) FGCU Hilton Garden Inn/Homewood Suites Classic (Fort Myers, Fla.)
 (73) Cavalier Classic, presented by Holiday Inn University Area (Charlottesville, Va.)
 % ACC Tournament (Greensboro, N.C.)

2014-15 17-14, 7-9 ACC (9th)

Head Coach— Joanne Boyle

Home 13-4, Away 4-8, Neutral 0-2
Faith Randolph 16.4 ppg, Sarah Imovbioh 10.8 rpg

N 14	OHIO STATE	W	87-82
N 16	RADFORD	W	75-47
N 20	at Xavier	W	71-62
N 23	AUBURN	W	66-51
N 28	vs. Toledo (74)	L	64-62
N 30	vs. FIU (74)	W	74-61
D 03	at Illinois (75)	L	86-63
D 06	DELAWARE STATE	W	100-62
D 16	LONGWOOD	W	91-49
D 19	SAINT MARY'S	W	62-49
D 21	HOWARD	W	74-53
D 28	DAVIDSON (76)	L	67-57
D 29	DREXEL (76)	W	72-66
J 04	at Virginia Tech*	W	62-47
J 08	WAKE FOREST*	W	72-70
J 11	at #21 Syracuse*	L	70-58
J 15	BOSTON COLLEGE*	W	68-56
J 18	at #4 Louisville*	L	67-55
J 21	at Miami*	L	67-58
J 25	GEORGIA TECH*	L	68-62
J 29	NC STATE*	W	71-63
F 1	at Clemson*	W	77-72
F 5	at #4 Notre Dame*	L	75-54
F 12	#11 DUKE*	L	71-45
F 15	#7 FLORIDA STATE*	L	65-56
F 19	at Pittsburgh*	LOT	68-63
F 22	VIRGINIA TECH*	W	73-59
F 26	at #15 North Carolina*	L	72-70
M 1	#8 LOUISVILLE*	W	75-59
M 5	vs Miami%	L	62-52
M 19	at Old Dominion (77)	L	69-62

(74) Florida International Thanksgiving Classic (Miami, Fla.)
 (75) ACC/Big 10 Challenge (Champaign, Ill.)
 (76) Cavalier Classic, presented by Holiday Inn University Area (Charlottesville, Va.)
 (77) WNIT First Round (Norfolk, Va.)
 % ACC Tournament (Greensboro, N.C.)

2015-16 18-16, 6-10 ACC (9th)

Head Coach— Joanne Boyle

Home 10-6, Away 7-7, Neutral 1-3
Mikayla Venson 15.1 ppg, Lauren Moses 6.9 rpg

N 13	at Middle Tennessee	W	70-66
N 16	NORFOLK STATE	W	86-50
N 19	at Auburn	W	69-52
N 22	LONGWOOD	W	81-46
N 26	vs. Green Bay (78)	W	68-59
N 27	vs. Rutgers (78)	L	60-48
N 28	vs. Tulane (78)	L	67-62
D 2	#24 IOWA (79)	L	85-73
D 5	NJIT	W	81-54
D 8	BOWLING GREEN	W	68-39
D 18	CHARLESTON SOUTHERN	W	85-65
D 21	at #9 Ohio State	L	93-73
D 28	COPPIN STATE (80)	W	75-40
D 29	RICHMOND (80)	W	71-51
J 3	#22 MIAMI*	W	76-56
J 7	#3 NOTRE DAME*	L	74-46
J 10	at Wake Forest*	W	52-50
J 14	#23 LOUISVILLE*	L	59-41
J 17	at Georgia Tech*	W	78-67
J 21	at #14 Florida State*	L	70-48
J 24	PITTSBURGH*	L	58-55
J 27	at NC State*	L	63-52
F 4	at Duke*	L	67-52
F 7	VIRGINIA TECH*	L	66-46
F 11	SYRACUSE*	L	91-57
F 14	at Boston College*	W	61-50
F 18	at #11 Louisville*	L	74-59
F 21	CLEMSON*	W	65-48
F 25	NORTH CAROLINA*	W	72-68
F 28	at Virginia Tech	L	60-55
M 3	vs. Duke%	L	57-53
M 17	at VCU (81)	W	52-50
M 20	at Rutgers (81)	W	71-55
M 22	at Hofstra (81)	L	65-57

(78) Paradise Jam (U.S. Virgin Islands)
 (79) ACC/Big 10 Challenge (Charlottesville)
 (80) Cavalier Classic, presented by Holiday Inn University Area (Charlottesville, Va.)
 (81) WNIT (Richmond; Piscataway, N.J.; Hempstead, N.Y.)
 % ACC Tournament (Greensboro, N.C.)

2016-17 20-13, 7-9 ACC (8th)

Head Coach— Joanne Boyle

Home 12-3, Away 6-8, Neutral 2-2
Breyana Mason 10.3 ppg, Jocelyn Willoughby 6.2 rpg

N 11	MIDDLE TENN	W	63-51
N 13	COPPIN STATE	W	103-40
N 16	at Richmond	W	63-56
N 20	RUTGERS	W	62-54
N 25	vs. St. John's (82)	L	63-56
N 26	vs. Nebraska (82)	W	73-51
D 1	at Northwestern (83)	L	69-60
D 4	at Bowling Green	W	67-47
D 16	UIC	W	76-39
D 19	at Georgia	W	66-43
D 21	MD EASTERN SHORE	W	60-50
D 28	UMBC (84)	W	56-30
D 29	DAYTON (84)	W	66-56
J 2	at RV Syracuse*	L	54-49
J 5	No. 8 LOUISVILLE*	LOT	86-81
J 8	at North Carolina*	L	67-58
J 15	BOSTON COLLEGE*	W	62-55
J 19	at Clemson*	W	69-37
J 22	at Pittsburgh*	L	62-54
J 26	No. 19 VIRGINIA TECH*	W	76-27
J 29	at No. 8 Notre Dame*	L	82-74
F 2	GEORGIA TECH*	WOT	65-64
F 5	No. 15 DUKE*	L	70-51
F 9	at No. 16 Miami*	L	63-52
F 12	WAKE FOREST*	WOT	60-57
F 16	No. 4 FLORIDA STATE*	W	60-51
F 19	at Virginia Tech*	W	63-55
F 23	at No. 14 Louisville*	L	66-55
F 26	No. 18 NC STATE*	L	59-48
M 2	Wake Forest%	W	61-44
M 3	No. 3 Notre Dame%	L	76-59
M 17	at Saint Joseph's (85)	W	62-56
M 19	at James Madison (85)	L	61-55

(82) SouthPoint Shootout (Las Vegas, Nevada)
 (83) ACC/Big 10 Challenge (Evanston, Ill.)
 (84) Cavalier Classic (Charlottesville, Va.)
 (85) WNIT (Philadelphia, Pa. and Harrisonburg, Va.)
 % ACC Tournament (Conway, S.C.)

2017-18 19-14, 10-6 ACC (T-6th)

Head Coach— Joanne Boyle

Home 10-6, Away 5-7, Neutral 4-1
Dominique Toussaint 11.4 ppg, Felicia Aiyeeotan 6.9 rpg

N 10	at #7 Mississippi St.	L	68-53
N 12	CENTRAL CONN	W	103-59
N 16	GEORGIA	L	64-61
N 19	at Dayton	L	61-46
N 21	HAMPTON	W	66-62
N 25	HARVARD (86)	W	50-48
N 26	DUQUESNE (86)	L	74-63
N 29	#15 MARYLAND (87)	L	60-59
D 2	UNCG	W	68-50
D 4	at Rutgers	L	52-43
D 17	vs Ohio (88)	W	77-59
D 18	vs Indiana (88)	WOT	82-72
D 21	MANHATTAN	W	69-47
D 28	PITTSBURGH*	W	62-50
D 31	SYRACUSE*	W	68-63
J 4	at NC State*	W	73-63
J 7	CLEMSON*	W	70-41
J 11	at Boston College*	W	68-57
J 14	at #16 Duke*	L	55-48
J 21	VIRGINIA TECH*	W	61-52
J 25	NORTH CAROLINA*	W	82-70
J 28	at Georgia Tech*	W	62-56
F 1	#4 LOUISVILLE*	L	77-41
F 8	#No. 12 Florida State*	L	77-62
F 11	at Virginia Tech*	W	64-62
F 15	#5 NOTRE DAME*	L	83-69
F 18	MIAMI*	L	77-62
F 22	#4 Louisville*	L	51-39
F 25	at Wake Forest*	W	48-41
M 1	Georgia Tech%	W	60-58
M 2	#5 Notre Dame%	L	83-47
M 16	vs. California (89)	W	68-62
M 18	at #7 South Carolina (89)	L	66-56

(86) Cavalier Classic Tournament (Charlottesville, Va.)
 (87) Big Ten/ACC Challenge (Charlottesville, Va.)
 (88) West Palm Invitational (Keiser University)
 (89) NCAA Tournament First & Second Rounds (Columbia, S.C.)

SERIES RECORDS



Opponent	Rec.	Last Meeting	Streak	Opponent	Rec.	Last Meeting	Streak		
Alabama	2-1	L, 73-70	12/21/12	L1	Holy Cross	2-0	W, 80-39	12/29/05	W2
Ala.-Birmingham	1-0	W, 81-63	12/29/06	W1	Houston	0-1	L, 67-64	12/04/04	W1
Alabama State	1-0	W, 106-21	12/29/96	W1	Howard	3-0	W, 74-53	12/21/14	W3
Albany	1-0	W, 59-34	12/28/04	W1	Illinois	4-1	L, 86-63	12/03/14	L1
American	3-1	L, 69-67	11/24/96	L1	Indiana	4-0	W, 82-72	12/18/17	W4
Appalachian State	2-0	W, 74-58	03/22/12	W2	Iowa	0-3	L, 85-73	12/02/15	L3
Arkansas State	1-1	W, 57-55	02/13/00	W1	Iowa State	0-1	L, 66-48	11/25/10	L1
Arizona	3-1	W, 70-65	11/28/03	W1	James Madison	15-9	L, 61-56	03/19/17	L2
Arizona State	0-1	L, 60-50	11/11/04	L1	Kansas	1-1	L, 86-84	11/25/94	L1
Auburn	5-1	W, 69-52	11/19/15	W2	Kansas State	0-1	L, 49-46	11/29/13	L1
Augusta	1-0	W, 76-38	12/19/89	W1	Kent State	1-1	L, 85-74	01/24/00	L1
Baylor	1-0	W, 80-51	01/24/99	W1	Lafayette	1-0	W, 103-41	12/07/90	W1
Boston College	16-5	W, 68-57	01/11/18	W5	Lamar	1-0	W, 85-70	03/23/91	W1
Bowling Green	2-0	W, 67-47	12/04/16	W2	Liberty	9-2	W, 61-60	11/19/13	W3
Bridgewater	5-1	W, 77-52	02/23/79	W3	Long Beach St.	0-1	L, 73-71	01/15/81	L1
Brown	1-0	W, 111-49	12/28/98	W1	Long Island	3-0	W, 76-59	12/05/03	W3
Bucknell	1-0	W, 81-48	01/02/89	W1	Longwood	11-4	W, 81-46	11/22/15	W9
Butler	1-0	W, 88-54	12/29/99	W1	Louisiana Tech	4-2	W, 95-82	11/16/13	W2
California	3-2	W, 68-62	03/16/18	W1	Louisville	2-7	L, 51-39	02/22/18	L6
Cal-St. Northridge	1-0	W, 75-69	12/29/00	W1	Loyola (Md.)	4-0	W, 71-49	03/20/11	W4
Campbell	1-1	W, 77-60	11/20/79	W1	Lynchburg	2-0	W, 58-25	01/31/75	W2
Canisius	1-0	W, 92-36	11/26/91	W1	Maine	3-0	W, 86-66	12/28/06	W3
Central Connecticut	1-0	W, 103-59	11/12/17	W1	Manhattan	3-0	W, 69-47	12/21/17	W3
Central Florida	1-0	W, 76-47	11/25/06	W1	Marist	1-0	W, 68-61	03/21/09	W1
Charleston	0-1	L, 76-44	12/21/77	L1	Marquette	3-0	W, 76-71	11/29/08	W3
Charleston Southern	1-0	W, 85-65	12/18/15	W1	Marshall	4-0	W, 78-56	12/29/07	W4
Charlotte	4-1	L, 79-74	03/26/11	L1	Mary Baldwin	1-0	W, 51-48	02/13/75	W1
Clemson	43-30	W, 70-41	01/07/18	W5	Mary Washington	6-0	W, 60-27	02/14/76	W6
Cleveland State	4-0	W, 100-60	12/16/06	W4	Maryland	44-38	L, 60-59	11/29/17	L1
Clinch Valley	1-0	W, 61-50	02/15/75	W1	Md. Eastern Shore	2-0	W, 60-50	12/21/16	W2
Colorado	3-0	W, 74-59	01/02/10	W3	Massachusetts	1-0	W, 53-38	12/29/11	W1
Connecticut	2-4	L, 75-45	12/05/07	L4	Memphis State	2-0	W, 76-75	03/15/87	W2
Coppin State	5-0	W, 103-40	11/13/16	W5	Mercer	1-0	W, 93-52	11/30/85	W1
Creighton	1-0	W, 63-60	12/29/93	W1	Miami (Fla.)	9-9	L, 77-62	02/18/18	L2
Dartmouth	3-0	W, 83-70	01/23/05	W3	Michigan	2-2	L, 73-53	12/05/13	L2
Davidson	1-1	L, 67-57	12/28/14	L1	Michigan State	1-0	W, 91-74	12/29/90	W1
Dayton	1-1	L, 61-46	11/19/17	L1	Middle Tenn. St.	3-0	W, 63-51	11/11/16	W3
Delaware State	3-0	W, 100-62	12/06/14	W3	Minnesota	2-3	W, 90-68	11/29/12	W2
DePaul	2-0	W, 75-63	01/09/88	W2	Mississippi St	0-1	L, 68-53	11/10/17	L1
Drake	0-1	L, 67-53	03/22/80	L1	Monmouth	1-0	W, 73-45	12/18/08	W1
Drexel	2-0	W, 72-66	12/29/14	L1	Morehead State	1-0	W, 88-43	02/04/08	W1
Duke	33-37	L, 55-48	01/14/18	L26	Morgan State	4-0	W, 69-56	03/17/11	W4
Duquesne	1-1	L, 74-63	11/26/17	L1	Mount St. Mary's	7-0	W, 81-58	11/14/10	W7
East Carolina	2-2	W, 80-67	12/06/08	W1	Navy	2-0	W, 54-47	11/22/80	W2
East Tennessee St.	3-0	W, 83-66	12/29/10	W3	Nebraska	1-0	W, 73-51	11/26/16	W1
Eastern Mennonite	1-0	W, 59-39	01/25/75	W1	Nevada-Las Vegas	1-0	W, 74-73	12/02/89	W1
Emory & Henry	2-1	W, forfeit	01/23/76	W2	New Hampshire	0-1	L, 63-62	12/27/81	L1
Fairfield	1-0	W, 110-64	11/22/91	W1	NJIT	1-0	W, 81-54	12/05/15	W1
Fairleigh Dickinson	1-0	W, 83-35	12/02/07	W1	Norfolk State	7-5	W, 86-50	11/16/15	W3
Florida	3-1	L, 81-68	12/29/02	L1	North Carolina	34-51	W, 82-70	01/25/17	W1
Florida Gulf Coast	1-0	W, 85-56	12/21/13	W1	N. Carolina A&T	2-0	W, 88-59	12/28/10	W2
Fla. International	4-0	W, 74-61	11/30/14	W4	NC State	40-35	W, 73-63	01/04/18	W1
Florida State	35-17	L, 77-62	02/08/18	L1	Northeastern	3-0	W, 81-20	12/19/95	W3
Fordham	2-0	W, 105-55	12/29/94	W2	North Florida	1-0	W, 90-57	02/06/07	W1
Furman	1-1	W, 74-43	12/08/09	W1	Northwestern	1-2	L, 69-60	12/01/16	L1
George Mason	5-0	W, 87-49	11/27/84	W5	Notre Dame	2-7	L, 83-47	03/02/17	L7
Georgetown	7-0	W, 52-45	02/08/04	W7	Ohio	1-0	W, 77-59	12/17/17	W1
Geo. Washington	10-1	L, 70-68	11/12/07	L1	Ohio State	2-7	L, 93-73	12/21/15	L1
Georgia	3-3	L, 64-61	11/16/17	L1	Oklahoma State	1-0	W, 76-61	03/21/91	W1
Georgia State	1-0	W, 61-60	12/17/82	W1	Old Dominion	14-19	L, 69-62	03/19/15	L2
Georgia Tech	57-16	W, 60-58	03/01/17	W4	Pacific	1-0	W, 101-79	01/01/87	W1
Gonzaga	0-1	L, 69-62	11/30/08	L1	Pennsylvania	4-0	W, 68-65	11/12/12	W4
Grambling	1-0	W, 100-79	11/26/99	W1	Penn State	4-3	L, 82-69	03/12/99	L3
Green Bay	1-1	W, 68-59	11/26/15	W1	Pepperdine	1-0	W, 74-62	03/17/00	W1
Hampton	3-0	W, 66-62	11/21/17	W3	Pittsburgh	3-5	W, 62-50	12/28/17	W1
Hartford	0-2	L, 70-53	11/25/03	L2	Princeton	2-0	W, 69-57	12/29/13	W2
Harvard	2-0	W, 50-48	11/25/17	W2	Providence	3-0	W, 61-42	11/18/12	W3
Hawaii	1-1	W, 60-43	11/26/11	W1	Purdue	1-0	W, 56-49	12/03/09	W1
High Point	3-0	W, 73-54	11/11/13	W3	Queens	1-0	W, 61-52	12/28/80	W1
Hofstra	1-1	L, 65-57	03/22/16	L1	Radford	8-7	W, 75-47	11/16/14	W7
Hollins	2-0	W, 53-41	01/12/76	W2	Randolph-Macon	2-0	W, 75-33	11/28/78	W2



SERIES RECORDS

Opponent	Rec.	Last Meeting	Streak
R.M. Woman's Col.	3-0	W, 47-45	12/04/75 W3
Rhode Island	3-0	W, 89-53	01/09/08 W3
Richmond	16-3	W, 63-56	11/16/16 W5
Rider	5-0	W, 83-38	12/28/08 W5
Roanoke	2-1	W, 61-44	02/12/76 W2
Robert Morris	1-0	W, 86-59	11/28/93 W1
Rutgers	7-5	L, 52-43	12/04/17 L1
St. Bonaventure	1-0	W, 72-64	01/04/10 W1
St. Francis (Pa.)	6-0	W, 82-66	01/05/09 W6
St. John's	2-1	L, 66-55	11/25/16 L1
St. Joseph's	5-4	W, 62-56	03/17/17 W2
Saint Mary's (Ca.)	1-0	W, 62-49	12/19/14 W1
St. Peter's	3-0	W, 91-59	11/24/90 W3
Samford	1-0	W, 69-60	12/28/09 W1
San Diego State	1-0	W, 38-34	12/29/81 W1
Santa Clara	1-0	W, 62-60	12/30/97 W1
Scranton	1-0	W, 110-50	12/02/83 W1
Seton Hall	2-0	W, 85-65	12/02/06 W2
Siena	1-0	W, 83-43	12/27/99 W1
South Carolina	3-3	L, 66-56	03/18/18 L2
S. Carolina Upstate	1-0	W, 110-63	11/18/09 W1
South Dakota St.	1-1	W, 78-66	11/27/09 W1
South Florida	1-0	W, 73-71	03/22/07 W1
Southern Cal	2-1	W, 78-68	12/30/95 W1
Southern Illinois	1-0	W, 81-60	11/24/89 W1
So. Methodist	1-0	W, 77-68	03/13/98 W1
SW Missouri St.	1-0	W, 67-63	03/19/94 W1
Stanford	1-3	L, 91-69	03/22/97 L3
Stephen F. Austin	1-0	W, 74-72	03/17/91 W1
Sweet Briar	1-0	W, 72-23	12/08/75 W1
Syracuse	4-5	W, 68-63	12/31/17 W1
TCU	1-0	W, 59-55	11/27/10 W1

Opponent	Rec.	Last Meeting	Streak
Temple	4-1	W, 71-65	11/29/06 W4
Tennessee	3-14	L, 76-67	11/28/13 L1
Tennessee Tech	2-0	W, 75-54	11/27/94 W2
Texas	3-4	L, 79-53	11/25/11 L1
Toledo	1-1	L, 64-62	11/28/14 L1
Towson	1-0	W, 102-44	12/11/98 W1
Troy State	1-0	W, 96-74	03/14/97 W1
Tulane	0-3	L, 67-62	11/28/15 L3
UCLA	2-0	W, 77-55	12/29/95 W2
UC Santa Barbara	2-1	W, 86-52	03/23/08 W1
UIC	1-0	W, 76-39	12/16/16 W1
UMBC	3-0	W, 56-30	12/21/16 W3
UNC-Greensboro	4-0	W, 68-50	12/02/17 W4
Utah	2-0	W, 65-57	11/28/08 W2
Vanderbilt	4-2	W, 73-66	11/23/12 W2
Villanova	1-2	W, 69-50	12/29/88 W1
Va. Common.	15-6	W, 52-50	03/17/16 W13
Virginia State	6-2	W, 76-41	12/02/80 W2
Virginia Tech	49-12	W, 64-62	02/11/18 W4
Virginia Union	6-1	W, 67-50	12/08/81 W1
Wagner	2-0	W, 84-41	12/28/11 W2
Wake Forest	69-5	W, 48-41	02/25/18 W6
Washington	1-0	W, 85-64	11/28/99 W1
Wayland Baptist	1-0	W, 67-62	03/20/80 W1
West Virginia	5-3	L, 68-58	11/24/13 L3
William & Mary	10-0	W, 71-49	12/02/99 W10
Wisconsin	2-1	W, 84-60	11/30/07 W1
Wisc. Green Bay	0-1	L, 69-67	03/21/10 L1
Wright State	1-0	W, 74-56	11/20/05 W1
Xavier	2-0	W, 71-62	11/20/14 W2
Yale	1-0	W, 92-41	12/28/05 W1





IN-SEASON TOURNAMENTS

ALL-TIME TOURNAMENT RESULTS

1975	Virginia Invitational	4th
1976	UNC Christmas Tournament	4th
1977	UNC Christmas Tournament	4th
1978	Princeton Tournament	nd
1979	Virginia Tip-Off Tournament	1st
1980	Virginia Tip-Off Tournament	1st
	Queens Tournament	1st
1981	Virginia Tip-Off Tournament	1st
	Queens Tournament	3rd
1982	Shoney's Cavalier Classic	1st
1983	Shoney's Cavalier Classic	1st
	Boston College Tournament	2nd
1984	Investors Classic	1st
	Women's Court Classic	unbeaten
1985	Sunshine Classic	unbeaten
	Investors Classic	1st
	Carrier Classic	1st
1986	Investors Classic	1st
	Cardinal Classic	1st
1987	Investors Classic	1st
	Orange Bowl/Burger King Cl.	3rd
1988	Investors Classic	1st
	Wildcat Classic	1st
1989	Wahine Classic	2nd
	Investors Classic	1st
	Bell Atlantic Holiday Tourn.	1st
1990	Cavalier Classic	1st
	Pepsi-Church's Holiday Classic	1st
1991	Cavalier Classic	1st
	LA Gear Classic	1st
1992	Coca Cola/Holiday Inn Classic	1st
	Take it to Court Super Shootout	2nd
1993	Coca Cola/Holiday Inn Classic	1st
	St. Joseph's Hawk Classic	2nd
1994	Wahine Classic	3rd
	Central Fidelity Invite	3rd
1996	Fla. International Holiday Cl.	1st
1998	Cavalier Classic	2nd
1999	Wahine Classic	3rd
	Cavalier Classic	1st
2000	Preseason WNIT	4th
2001	Tulane's DoubleTree Classic	2nd
2002	Florida's State Farm Classic	2nd
2003	Rainbow Wahine Classic	4th
	Cavalier Classic	2nd
2004	Women's Sports Foundation Cl.	3rd
	Mildred & Roger L. White Invite	2nd
	Cavalier Classic	1st
2005	Paradise Jam	2nd
	Cavalier Classic	1st
2006	Junkanoo Jam	3rd
	Marriott Cavalier Classic	1st
2007	Rainbow Wahine Classic	2nd
	Marriott Cavalier Classic	1st
2008	WBCA Classic	2nd
	Marriott Cavalier Classic	1st
2009	Junkanoo Jam	1st
	Marriott Cavalier Classic	1st
2010	Paradise Jam	3rd
	Marriott Cavalier Classic	1st
2011	Waikiki Beach Marriott Showdown	3rd
	Marriott Cavalier Classic	1st
2012	San Juan Shootout	2nd
	Holiday Inn Univ Cavalier Classic	1st
2013	Junkanoo Jam	3rd
	FGCU Hilton Garden Inn Classic	1st
	Hilton Garden Inn Cavalier Classic	1st
2014	FIU Thanksgiving Classic	3rd
	HGI Cavalier Classic	1-1
2015	Paradise Jam	1-2
	HGI Cavalier Classic	2-0
2016	South Point Shootout	1-1
	Cavalier Classic	2-0
2017	Cavalier Classic	1-1
	West Palm Invitational	2-0

ACC/BIG CHALLENGE

Virginia plays at Michigan State on Wednesday, Nov. 28 in this year's ACC/Big Ten Challenge.

This year's Challenge marks the 12th year of the event that made its debut in the 2007-08 season. All 14 Big Ten teams and all of the ACC teams except Boston College will participate in the 2017 Challenge.

Challenge games will be played in a two-day format, beginning Wednesday, Nov. 28. AAlong with Virginia, Clemson, Duke, Virginia Tech and Wake Forest will play on the first day. The remaining nine games will follow on Thursday, Nov. 29.

The ACC captured the 2018 women's Challenge with a record 10 wins. The league went on to place 10 teams in postseason tournaments, including a record-tying eight teams in the NCAA Tournament field. A pair of ACC squads advanced to the Final Four, including eventual national champion Notre Dame.

The meeting is just the second all-time between the Cavaliers and Spartans. Virginia earned a 91-74 victory in the only previous matchup, coming back in 1990.

VIRGINIA IN CHALLENGE 5-6 RECORD

2007: Virginia 84, Wisconsin 60
 2008: Virginia 63, Illinois 39
 2009: Virginia 56, Purdue 49
 2010: Ohio State 74, Virginia 46
 2011: Virginia 65, Indiana 49
 2012: Virginia 90, Minnesota 68
 2013: Michigan 73, Virginia 53
 2014: Illinois 86, Virginia 63
 2015: Iowa 85, Virginia 73
 2016: Northwestern 69, Virginia 60
 2017: Maryland 60, Virginia 59
 2018: Michigan State

2018 CAVALIER CLASSIC NOVEMBER 24-25, 2018

Started as the precursor to the ACC Tournament, the Cavalier Classic's official name has changed several times through the years. North Carolina captured the first title in 1976, while NC State won the event in 1977 and Auburn took home the title in 1998.

Virginia captured 24 of the 29 Cavalier Classic team titles since the tournament began in 1976.

Since 2014, the tournament has deviated from the previous format and does not have a declared champion, playing instead as a true "classic" tournament with set match-ups.

CHAMPIONSHIP GAME RESULTS

1976	North Carolina 69, Maryland 68
1977	NC State 69, #13 Maryland 64
1979	Virginia 74, Duke 58
1980	Virginia 54, Navy 47
1981	Virginia 83, Mount St. Mary's 70
1982	Virginia 68, Mount St. Mary's 62
1983	Virginia 88, #15 Penn State 69
1984	Virginia 57, UNC Charlotte 56
1985	Virginia 61, Northeastern 42
1986	Virginia 78, St. John's 42
1987	Virginia 87, Syracuse 50
1988	#10 Virginia 107, Georgetown 44
1989	Virginia 74, #9 UNLV 73
1990	Virginia 92, Florida State 77
1991	Virginia 92, West Virginia 63
1998	Auburn 79, Virginia 61
1999	Virginia 70, Syracuse 59
2003	#7/6 Minnesota 73, Virginia 53
2004	Virginia 98, James Madison 52
2005	Virginia 80, Yale 41
2006	Virginia 81, UAB 63
2007	Virginia 78, Marshall 56
2008	Virginia 68, Louisiana Tech 52
2009	Virginia 63, Liberty 54
2010	Virginia 83, ETSU 66
2011	Virginia 53, UMass 38
2012	Virginia 54, Xavier 45
2013	Virginia 69, Princeton 57
2014	No Championship Game
2015	No Championship Game
2016	No Championship Game
2017	No Championship Game
2018	No Championship Game



2015 Paradise Jam
U.S. Virgin Islands

ALL-TIME UPSETS



UPSET CITY

Since 1977, the Cavaliers have 57 victories over teams that were ranked higher at the time of the meeting, including 26 times an unranked UVA team has downed a ranked opponent:

UVA has beaten	UVA	Date
#1 Maryland, 75-74	A	#2 2/11/92
#2 Louisiana Tech, 77-66	H	#8 12/20/86
#3 Tennessee, 69-64	H	NR 11/20/11
#3 NC State, 80-73	A	NR 1/17/00
#3 North Carolina, 83-74	H	#9 2/09/94
#4 Florida State, 60-51	H	NR 2/16/17
#4 North Carolina, 77-75	A	#15 1/12/94
#4 Tennessee, 79-75 OT	*N	#12 3/24/90
#5 Tennessee, 83-82	A	#16 11/17/08
#5 North Carolina, 88-78	A	#12 2/5/95
#5 North Carolina, 80-64	H	#12 1/31/95
#6 Old Dominion, 77-70	H	NR 1/14/82
#6 Old Dominion, 72-60	*H	#11 3/23/96
#6 Maryland, 86-72	H	NR 1/23/14
#7 NC State, 60-51	H	#21 2/20/00
#7 North Carolina, 105-100 3OT	A	#15 1/15/98
#7 Vanderbilt, 65-49	H	#14 12/1/96
#8 Louisville, 75-59	H	NR 3/1/15
#8 North Carolina, 69-59	H	NR 3/2/03
#8 Maryland, 89-81	H	#18 1/30/09
#8 Auburn, 84-71	N	#18 11/29/85
#8 Louisiana Tech, 63-62	*N	#10 3/23/95
#8 Rutgers, 89-75	*N	#10 3/24/88
#9 North Carolina, 87-68	H	NR 1/6/00
#9 Duke, 61-49	H	#25 1/30/00
#9 UNLV, 74-73	H	#15 12/2/89
#9 NC State, 67-64 OT	&N	#13 3/5/90
#10 Clemson, 67-66	A	#22 1/2/99
#11 Maryland, 60-57	A	NR 2/13/11
#11 Florida State, 68-63	A	#19 2/24/09
#11 Maryland, 71-57	H	#17 1/28/81
#11 NC State, 64-62	A	#13 1/11/97
#12 North Carolina, 73-67	H	#14 2/9/93
#14 Clemson, 77-76	A	#19 1/21/84
#15 Penn State, 88-69	H	NR 12/3/83
#15 Ohio State, 68-65	H	#17 1/8/94
#15 Clemson, 75-55	H	#19 1/31/99
#16 NC State, 77-64	H	NR 1/2/01
#16 NC State, 75-64	H	#20 1/12/84
#16 Maryland, 77-61	H	#17 1/31/84
#17 Boston College, 74-70	*H	#19 3/19/00
#17 Vanderbilt, 73-66	N	NR 11/23/12
#17 Florida State, 85-68	H	NR 1/19/14
#18 Virginia Tech, 78-59	A	NR 1/16/06
#18 Clemson, 83-75	H	NR 1/5/84
#19 Virginia Tech, 76-27	H	NR 1/26/17
#20 North Carolina, 82-78 2OT	H	#21 2/15/10
#20 Maryland, 63-61	H	NR 2/20/05
#21 TCU, 59-55	N	NR 11/27/10
#21 Texas, 86-83	N	NR 11/23/07
#21 Arizona, 70-65	N	NR 11/28/03
#22 Miami, 76-56	H	NR 1/3/16
#22 Old Dominion, 63-55	A	NR 11/22/02
#24 Florida State, 72-60	H	NR 3/3/13
#24 Florida State, 77-62	A	NR 1/31/05
#25 Boston College, 57-54	N	NR 3/2/06
#25 Michigan, 78-64	N	NR 12/28/02

* = NCAA Tournament
 & = ACC Tournament
 ** = National Championship game (New Orleans, La.)
 Associated Press ranking

FLIP SIDE

Conversely, the Cavaliers have been upset 16 times when ranked among the nation's Top 10:

UVA has lost to Opp	UVA	Date
#4 Penn State, 71-73	H	#1 1/3/91
#3 Maryland, 65-67	H	#1 1/15/92
#4 Tennessee, 67-70 OT	**N	#2 3/31/91
#5 Rutgers, 58-81	A	#4 1/13/87
#12 Maryland, 79-83	A	#6 2/3/88
#22 Duke, 82-83 ot	&N	#6 3/4/95
#10 Maryland, 70-76	&N	#7 3/7/88
#18 Clemson, 45-57	A	#7 1/28/96
#15 Connecticut, 63-74	A	#8 12/11/93
#16 Kansas, 84-86	N	#8 11/25/94
#22 Clemson, 67-75	&N	#8 3/2/96
NR Duke, 74-84	A	#9 1/16/90
#13 Ohio State, 84-91	A	#9 1/2/93
#14 Duke, 69-72	H	#9 2/10/96
#21 Clemson, 44-58	H	#9 1/4/97
#17 NC State, 59-67	H	#9 1/11/98

* = NCAA Tournament
 & = ACC Tournament
 ** = National Championship game (New Orleans, La.)
 Associated Press ranking

AGAINST THE BEST

Virginia has faced the nation's No. 1 ranked team 14 times:

UVA has played	UVA	Date
#1 Old Dominion, L 56-95	N	NR 3/2/80
#1 Old Dominion, L 58-80	A	#10 12/4/84
#1 Tennessee, L 76-84	*N	#10 3/26/88
#1 Tennessee, L 47-80	*N	NR 3/23/89
#1 Maryland, W, 75-74	A	#2 2/11/92
#1 Tennessee, L, 73-84	N	#12 12/9/94
#1 Connecticut, L 63-67	*A	#10 3/25/95
#1 Duke, L 59-60	H	NR 1/9/03
#1 Duke, L 52-63	H	NR 1/18/04
#1 Duke, L 65-87	H	NR 1/14/05
#1 North Carolina, L 60-72	H	NR 2/12/06
#1 North Carolina, L 56-82	&N	NR 3/3/06
#1 Duke, L 61-76	H	NR 2/2/07
#1 Duke, L 58-79	&N	NR 3/2/07

VIRGINIA'S 100-POINT GAMES (35-0)

123	at #3 NC State (120) (3ot), 1/12/91	103	vs. Coppin State (40), 11/13/16
120	vs. Cleveland State (53), 11/29/95	103	vs. Georgia Tech (101), 3/2/08
116	vs. St. Francis (63), 11/27/00	103	vs. Pittsburgh (56), 11/25/95
115	vs. Rider (60), 12/3/94	103	vs. #14 West Virginia (83), 3/26/92
115	vs. Maine (57), 11/24/84	103	vs. Lafayette (41), 12/7/90
111	vs. Brown (49), 12/28/98	103	vs. Central Conn. (59), 11/12/17
111	at Maryland (74), 2/20/91	102	vs. Towson (44), 12/11/98
110	vs. USC Upstate, 11/18/09	102	vs. St. Francis (45), 12/19/90
110	vs. Morgan State (49), 12/10/92	102	vs. Liberty (61), 1/8/89
110	vs. Fairfield (64), 11/22/91	101	vs. #12 NC State (70), 1/11/92
110	vs. Scranton (50), 12/2/83	101	vs. Virginia Commonwealth (55), 12/19/91
107	at #24 Georgia Tech (81), 1/23/93	101	at University of Pacific (79), 1/1/87
107	vs. Georgetown (44), 12/3/88	100	vs. Delaware State (62), 12/06/14
106	vs. Alabama State (21), 12/29/96	100	vs. Cleveland State (60), 12/16/06
106	vs. #12 Maryland (103) (3ot), 3/8/93	100	vs. Mount St. Mary's (61), 11/10/00
105	at #7 North Carolina (100) (3ot), 1/15/98	100	vs. Grambling (79), 11/26/99
105	vs. Fordham (55), 12/29/94	100	vs. Manhattan (55), 3/15/96
105	vs. Marshall (73), 12/3/93		
105	vs. Wake Forest (58), 1/7/87		

ALL-TIME COACHES



HEAD COACHES

BARBARA KELLY 1974-75 (2)

Yrs.	Record	ACC	Finish
1973-74	10-5		
1974-75	15-7		
Total	25-12 (.676)		

DAN BONNER 1976-77 (2)

Yrs.	Record	ACC	Finish
1975-76	12-9		
1976-77	10-11		
Total	22-20 (.524)		

DEBBIE RYAN 1978-2011 (34)

Yrs.	Record	ACC	Finish
1977-78	8-17	1-5	6th
1978-79	16-12	2-4	6th
1979-80	20-12	3-5	6th
1980-81	22-10	5-2	4th
1981-82	17-11	2-5	5th
1982-83	15-13	4-9	6th
1983-84	22-7	11-3	1st
1984-85	21-8	9-5	3rd
1985-86	26-3	13-1	1st
1986-87	26-5	12-2	1st
1987-88	27-5	12-2	T1st
1988-89	21-10	8-6	4th
1989-90	29-6	11-3	#2nd
1990-91	31-3	14-0	1st
1991-92	32-2	15-1	#1st
1992-93	26-6	13-3	#1st
1993-94	27-5	15-1	1st
1994-95	27-5	16-0	1st
1995-96	26-7	13-3	1st
1996-97	23-8	12-4	2nd
1997-98	19-10	9-7	5th
1998-99	20-9	12-4	2nd
1999-00	25-9	13-3	1st
2000-01	18-14	8-8	5th
2001-02	17-13	9-7	T3
2002-03	17-14	9-7	3rd
2003-04	13-16	6-10	7th
2004-05	21-11	8-6	5th
2005-06	20-12	5-9	9th
2006-07	19-15	5-9	8th
2007-08	24-10	10-4	T3rd
2008-09	24-10	8-6	T5th
2009-10	21-10	9-5	3rd
2010-11	19-16	5-9	T-8th
Total	739-324	307-158	

JOANNE BOYLE 2012-18 (7)

Yrs.	Record	ACC	Finish
2011-12	25-11	9-7	T5th
2012-13	16-14	8-10	6th
2013-14	14-17	6-10	10th
2014-15	17-14	7-9	9th
2015-16	18-16	6-10	9th
2016-17	20-13	7-9	8th
2017-18	19-14	10-6	T6th
Total	129-99	52-64	

Overall: 915-455 360-219
43 seasons .667 .622


ASSISTANT COACHES

Coach	Seasons
Bob Plybon	1974 (1)
Brenda Langdon	1975 (1)
Debbie Ryan	1976-77 (2)
Mika Long	1978-81 (4)
Geno Auriemma	1982-85 (4)
Charlene Curtis	1982-83 (2)
Melissa Mahony	1984-85(2)
Frank DiLeo	1986-93 (8)
Shawn Campbell	1986-00 (15)
Kathy Ryan	1987-89 (3)
Melissa Wiggins	1990-93 (4)
Tammi Reiss	1994-96 (3)
Kelly Watts	1994 (1)
Audra Smith	1995-2004 (10)
Jenny Kuziemski	1997-99 (3)

Coach	Seasons
Nikki Caldwell	2000-02 (3)
Daryl Oliver	2003-04 (2)
Jennifer Hoover	2005-07 (3)
Tom Garrick	2004 (0)
Curtis Loyd	2004-2009 (5)
Jeff House	2005-2009 (4)
Angel Elderkin	2007-11 (4)
Wendy Palmer	2009-11 (2)
Katie O'Connor	2012 (1)
Ashley Earley	2013 (1)
Cory McNeill	2012-16 (5)
Kim McNeill	2012-16 (5)
Tim Taylor	2001-2005, 2010-11, 2017-18 (9)
La'Keshia Frett Meredith	2014- (5)
Katherine Graham	2017- (2)
Karleen Thompson	2018-



BARBARA KELLY



DAN BONNER



DEBBIE RYAN



JOANNE BOYLE



JAMES E. RYAN UNIVERSITY PRESIDENT



James E. Ryan serves as the ninth president of the University of Virginia. A leading expert on law and education, Ryan has written extensively about the ways in which law structures educational opportunity. His articles and essays address such topics as school desegregation, school finance, school choice, standards and testing, pre-K, and the intersection of special education and neuroscience. Ryan is also the coauthor of the textbook "Educational Policy and the Law" and the author of "Five Miles Away, A World Apart," which was published in 2010 by Oxford University Press. Ryan's most recent book, "Wait, What? And Life's Other Essential Questions," based on his popular 2016 commencement speech, was published in 2017 by HarperOne and is a New York Times bestseller. In addition, Ryan has authored articles on constitutional law and theory and has argued before the United States Supreme Court.

Before coming to UVA, Ryan served as dean of the Harvard Graduate School of Education. In this role, Ryan increased the size, strength, and diversity of the faculty through new hires and promotions. He established the Harvard Teacher Fellows program, an innovative teacher training program for Harvard College seniors and recent alumni, and began a school-wide effort to reimagine its master's degree programs. Ryan oversaw an expansion of professional education, including the creation of two new online certificate programs, and launched Usable Knowledge, an online resource designed to broadly disseminate actionable research findings in education. He and colleagues also embarked on an ongoing effort entitled "Fulfilling the Promise of Diversity," intended to prepare students for careers working in diverse environments, and resulting in new courses, prominent speakers, and teaching workshops related to diversity and inclusion. Under his leadership, the school surpassed its campaign goal of \$250 million more than a year ahead of schedule, and raised the largest gift in the school's history, a \$35.5 million gift to establish the Zaentz Early Education Initiative.

Before his deanship, Ryan was the Matheson & Morgenthau Distinguished Professor at the University of Virginia School of Law. He also served as academic associate dean from 2005 to 2009 and founded and directed the school's Program in Law and Public Service. While at Virginia, Ryan received an All-University Teaching Award, an Outstanding Faculty Award from the State Council of Higher Education for Virginia, and several awards for his scholarship. Ryan has been a visiting professor at Harvard, Yale, and the University of Auckland. He has also served on numerous education boards and commissions, including the U.S. Department of Education's Equity and Excellence Commission and the board of the Maya Angelou Public Charter School in Washington, D.C.

Ryan received his AB summa cum laude from Yale University and his JD from the University of Virginia, which he attended on a full scholarship and from which he graduated first in his class. After law school, Ryan clerked for William H. Rehnquist, the late Chief Justice of the United States, and then worked in Newark, N.J., as a public interest lawyer before entering into teaching. Ryan and his wife, Katie, who is also an alum of the UVA School of Law, have four children.

CARLA WILLIAMS DIRECTOR OF ATHLETICS



Carla Williams was named the University of Virginia's director of athletics on Oct. 22, 2017.

An athletics administrator at the University of Georgia for the past 13 years, most recently serving as the deputy director of athletics since 2015. She succeeds Craig

Littlepage who has served as the Cavaliers' athletics director for the past 16 years.

Williams becomes the first female African-American athletics director at a Power Five conference institution and is the fifth active female athletics director at that level.

In her role as deputy director of athletics at Georgia, Williams was responsible for the day-to-day operations of the department and its \$127 million budget. She served as administrator for the Bulldogs' football and Lady Bulldogs' women's basketball programs and also had supervisory responsibility for academic support services, business operations, compliance, event management, external operations, facilities and new construction, human resources, sports facilitators (21 sports and 15 head coaches), sports medicine, strength and conditioning, student services and ticketing. Since 2011, she has helped to oversee \$162 million in facility additions, upgrades and improvements for the UGA athletics program.

Williams has the unique background of competing, coaching and administering at the highest levels of intercollegiate athletics. She was an All-SEC guard on the basketball court, then helped recruit and coach some of the greatest teams in Georgia's history before moving on to become one of the highest-ranking female administrators in Division I athletics. Williams began her administrative career at Georgia in 2004. She served as associate athletic director (2004-2008), senior associate athletic director (2008-2011) and executive associate athletic director (2011-2015) before being promoted to her present position.

Prior to joining the Bulldogs' staff, Williams was an assistant director of athletics at Vanderbilt (2000-03) and an associate director of athletics (2003-04). She oversaw 11 men's and women's sports as well as the Commodores' CHAMPS/Life Skills program. From 1997-1998, Williams was coordinator for student-athlete development and life skills at Florida State. While completing her Ph.D. in sport administration, Williams was also a graduate assistant for athletic academic support from 1998-2000.

Williams has been instrumental in Georgia's programming to enhance the lives of its student-athletes and prepare them for a life beyond athletics, including its comprehensive "The Georgia Way" program. She has also helped build ties for Bulldog alumni, including the creation of UGA's NFL alumni development program. Her involvement at Georgia included serving as a member of the student-athlete conduct committee and student wellness committee. She was involved in general campus affairs which included serving on the University's Terry College of Business board of directors and being active in numerous campus personnel search committees.

NCAA and national organization committee membership are a big part of Williams' resume. She served on the executive committee (2010-2014) for the National Association of Collegiate Directors of Athletics. She was

SENIOR STAFF



JIM BOOZ
Deputy Athletics Director



NANCY RIVERS
Senior Associate Athletics Director & Chief of Staff



JANE MILLER
Senior Associate AD for Programs



DIRK KATSTRA
Executive Director of Virginia Athletics Foundation



TODD GOODALE
Senior Associate AD for External Affairs



STEVE PRITZKER
Senior Associate AD for Business Operations/CFO

a member of the Southeastern Conference's executive committee (2009-2011), participated on the NCAA women's basketball issues committee (2010-2014) and was an executive board member of the National Association of Collegiate Women Athletic Administrators (2007-2009).

A native of LaGrange, Ga., Williams was a three-year starter for the Lady Bulldogs from 1987-89. She finished her career with 1,115 points, 425 assists and 285 steals. Those tallies ranked No. 10, No. 2 and No. 3 among Georgia's career leaders at the completion of her career.

Williams received her bachelor's degree in sociology and master's in public administration from Georgia in 1989 and 1991, respectively. Following her undergraduate graduation, she played professionally in Spain in 1989.

Williams was then an assistant coach on hall of fame coach Andy Landers' staff from 1991-96, including teams which reached the 1995 and 1996 Final Fours, finished as NCAA runner-up in 1996 and won the 1991 and 1996 SEC Championships. Following the 1995-96 season, Williams moved into administration and served as UGA's assistant director of compliance from 1996-97 before continuing her ascent up the administrative ranks at Florida State, Vanderbilt and Georgia.

Williams and her husband, Brian, an associate professor of public administration & policy in UGA's School of Public & International Affairs, have three children: daughters, Carmen and Camryn, and a son, Joshua.



PRESS CREDENTIALS

To obtain a press credential, please use Virginia's online credentialing system: <https://www.sportssystem.com/clients/virginia/>
Please allow ample time for credentials to be processed. You must have a press pass to be admitted to the media area and the press room. Contact Melissa Dudek (mdudek@virginia.edu) for more information about credentials.

PHOTO CREDENTIALS

All photographers and camera operators must wear a visible credential issued by the Virginia athletics media relations office. Photographers and television camera operators approved to work on the floor must secure an armband before the game. It is requested that photographers please wear the armband on their arms to make it easier for event staff to see they are properly credentialed. Photographers work from the baselines at both ends of the court at John Paul Jones Arena. Live television is given top priority for courtside space.

PRESS PARKING

Press parking passes are provided upon request on a limited basis. If you need a parking pass, please be sure to inform the UVA athletics media relations office when making your press or photo credential request.

INTERVIEWS

All requests for interviews with Virginia basketball coaches and players should be made through the athletics media relations office. It is requested you allow the athletics media relations staff at least one day, preferably longer, to arrange an interview.

POSTGAME INTERVIEWS

Virginia head coach Tina Thompson will meet with media representatives after a cooling off period in the press room after each game at John Paul Jones Arena. Visiting coaches and players are available by request.

RADIO

Each visiting school is allowed one free radio broadcast from John Paul Jones Arena. The Virginia athletics media relations office provides two ISDN lines and three business touchtone lines for use by the visiting broadcast crew. Radio network crews work from a courtside location at the scorer's table. Three seats are available at the table and one seat behind the visitor's broadcast location.

WI-FI

Use the "press-box" network. See a member of the media relations staff for the password.

HARDWIRED INTERNET

If your radio broadcast requires hardwired internet, please contact Melissa Dudek to provide our IT department with an IP address in order to register your equipment on our network.

GAME SERVICES

Information packets are available before each game at John Paul Jones Arena, and a full statistical summary and play-by-play sheets are distributed at halftime and after the game. Quotes from both coaches and two or three players from each team will be available at the conclusion of the game. A pregame buffet meal is served for working members of the media in the press room on the event level of John Paul Jones Arena.

VISIT UVA'S WEB SITES

Information on all of Virginia's 27 varsity sports is available on the UVA athletics department's official web sites:
WWW.VIRGINIASPORTS.COM

VIRGINIA ATHLETICS MEDIA RELATIONS

Requests for additional information, feature materials and photographs should be made to the athletics media relations office.

Athletics Media Relations Office
University of Virginia
P.O. Box 400853
Charlottesville, VA 22904-4853
(434) 982-5500

The UVA athletics media relations office is located in John Paul Jones Arena. Regular business hours are 9 a.m. to 5 p.m., Monday through Friday.

Phone Numbers to Note (area code 434)

Athletics Media Relations.....	982-5500
Fax.....	982-5525
Athletics Director.....	982-5100
Basketball Office.....	982-5800
Sports Promotions.....	982-5600
Athletics Ticket Office.....	924-UVA1
	(800) 542-UVA1
Press Row.....	962-0579



MELISSA DUDEK
ASSISTANT DIRECTOR - PRIMARY WBB CONTACT
Mobile.....(434) 962-0579
mdudek@virginia.edu



JIM DAVES
ASSISTANT A.D. FOR MEDIA RELATIONS
Mobile.....(434) 962-7668
jimdaves@virginia.edu

2018-19 SCHEDULE



Day	Date	Opponent	Time	TV
Fri.	Nov. 9	MISSISSIPPI STATE	7:00 PM	ACCNE
Thu.	Nov. 15	at Kentucky	8:30 PM	SEC Network
Sun.	Nov. 18	at Old Dominion	2:00 PM	
Tue.	Nov. 20	NC A&T	11:00 AM	ACCNE
Sat.	Nov. 24	CENTRAL MICHIGAN	2:00 PM	ACCNE
Sat.	Nov. 24	CHATANOOGA vs SLU	4:30 PM	
Sun.	Nov. 25	CHATANOOGA vs CENT MICH	1:00 PM	
Sun.	Nov. 25	SAINT LOIUS	3:30 PM	ACCNE
Wed.	Nov. 28	at Michigan State	7:00 PM	BTN
Sun.	Dec. 2	COPPIN STATE	2:00 PM	ACCNE
Wed.	Dec. 5	AMERICAN	7:00 PM	ACCNE
Sat.	Dec. 8	RADFORD	2:00 PM	ACCNE
Thu.	Dec. 20	vs Alabama	4:00 PM	
Fri.	Dec. 21	vs South Florida	4:00 PM	
Sun.	Dec. 30	CHARLOTTE	2:00 PM	ACCNE
Thu.	Jan. 3	FLORIDA STATE	7:00 PM	ACCNE
Sun.	Jan. 6	at Clemson	2:00 PM	ACCNE
Thu.	Jan. 10	VIRGINIA TECH	7:00 PM	ACCNE
Sun.	Jan. 13	NC STATE	2:00 PM	ACCNE
Thu.	Jan. 17	at Louisville	7:00 PM	ACCNE
Thu.	Jan. 24	at Pitt	2:00 PM	ACCNE
Sun.	Jan. 27	WAKE FOREST	3:00 PM	RSN
Thu.	Jan. 31	at Syracuse	7:00 PM	ACCNE
Sun.	Feb. 3	at Miami	1:00 PM	ACCNE
Thu.	Feb. 7	BOSTON COLLEGE	7:00 PM	ACCNE
Sun.	Feb. 10	DUKE	2:00 PM	ACCNE
Sun.	Feb. 17	at North Carolina	3:00 PM	RSN
Thu.	Feb. 21	LOUISVILLE	7:00 PM	ACCNE
Sun.	Feb. 24	GEORGIA TECH	3:00 PM	RSN
Thu.	Feb. 28	at Virginia Tech	7:00 PM	ACCNE
Sun.	Mar. 3	at Notre Dame	12:30 PM	RSN

BTN - Big Ten Network
 RSN - ACC Regional Sports Networks
 ACCNE - ACC Network Extra

Just Do It.



NIKE.COM