



# VIRGINIA

## 2014-15 VIRGINIA CAVALIER WOMEN'S BASKETBALL GAME NOTES

### 2014-15 Schedule/Results

Nov. 14	OHIO STATE	W, 87-82
Nov. 16	RADFORD	W, 75-47
Nov. 20	at Xavier	W, 71-62
Nov. 23	AUBURN	W, 66-51
Nov. 28	vs. Toledo%	L, 64-62
Nov. 30	vs. FIU	W, 74-61
Dec. 03	at Illinois	L, 86-63
Dec. 06	DELAWARE STATE	W, 100-62
Dec. 16	LONGWOOD	W, 91-49
Dec. 19	SAINT MARY'S	W, 62-49
Dec. 21	HOWARD	W, 74-53
Dec. 28	Drexel 71, Miami 54\$	
	DAVIDSON \$	L, 67-57
Dec. 29	Miami (OH) 59, Davidson 58\$	
	DREXEL \$	W, 72-66
Jan 04	at Virginia Tech*	W, 62-47
Jan. 08	WAKE FOREST*	W, 72-70
Jan. 11	at No. 21 Syracuse*	L, 70-58
Jan. 15	BOSTON COLLEGE*	W, 68-56
Jan. 18	at No. 4 Louisville* <sup>RSN</sup>	L, 67-55
Jan. 21	at RV Miami* <sup>ESPN3</sup>	L, 67-58
Jan. 25	GEORGIA TECH*	L, 68-62
Jan. 29	NC STATE*	W, 71-63
Feb. 1	at Clemson* <sup>ESPN3</sup>	W, 77-72
Feb. 5	at No. 4 Notre Dame* <sup>ESPN3</sup>	L, 75-54
Feb. 12	No. 11 DUKE*	L, 71-45
Feb. 15	No. 7 FLORIDA STATE* <sup>RSN</sup>	L, 65-56
Feb. 19	at Pittsburgh* <sup>ESPN3</sup>	LOT, 68-63
Feb. 22	VIRGINIA TECH*	W, 73-59
Feb. 26	at No. 15 North Carolina* <sup>RSN</sup>	L, 72-70
Mar. 1	No. 8 LOUISVILLE* <sup>RSN</sup>	W, 75-59
Mar. 5	vs Miami <sup>RSN</sup>	2 p.m.

\* ACC game

% Florida International Tournament (Miami, Florida)

\$ Cavalier Classic Tournament

! ACC Tournament, Greensboro

[RSN] - Regional Sports Networks

[ESPN3] - streamed online on ESPN.go.com/watchespn

All Times Eastern

Rankings are Associated Press

### ACC Tournament • Second Round

Greensboro Coliseum • Greensboro, N.C.



No. 9 Virginia Cavaliers (17-12, 7-9 ACC)

vs

No. 8 Miami Hurricanes (18-11, 8-8 ACC)



Radio: WINA 1070-AM: Jay James, Myron Ripley

TV: ACC Regional Sports Networks: Mike Hogewood, LaChina Robinson

The ninth-seeded Virginia women's basketball team (17-12, 7-9 ACC) takes on eighth-seeded Miami (18-11, 8-8 ACC) in the second round of the ACC Tournament on Thursday, March 5 at 2 p.m. at the Greensboro Coliseum.

The hot-shooting Cavaliers closed out the regular season with a 75-59 upset-victory over No. 8 Louisville. The Cavaliers shot 51.2 percent (21-of-41) against the Cardinals, the third-straight game in which they shot 50 percent or better. In the last three games, the team is a combined 71-of-140 (50.7 percent). The Cavaliers were also hot from three-point range, going 6-of-8 (75.0 percent), the third time this season they shot 70 percent or better from long range.

Senior center Sarah Imovbioh (Abuja, Nigeria) was a perfect 7-of-7 from the field en route to tallying 22 points, her fifth 20-point game of the season. Imovbioh also moved back into the lead for the conference's rebounding title after grabbing 17 rebounds, her seventh game of 15 or more rebounds. It was also the third time this season that she had a combination of 20 points and 15 rebounds.

Sophomore guard Faith Randolph (Derwood, Md.) followed up her 24-point performance at UNC on Thursday by scoring 23 points against Louisville. Randolph, who earned her first ACC Player of the Week honor on Monday, scored 14 baskets with 13 assists in last week's games.

Randolph, who leads the ACC in free throw percentage, went 9-of-9 from the free throw line against the Cardinals. In ACC games this season, she only missed four free throws, going 38-of-42 (90.5 percent).

The Cavaliers were 27-of-33 (81.8 percent) from the free throw line against Louisville, the third time in the last five games the team shot better than 80 percent from the line.

### Projected Starting Lineup

G	1	Mikayla Venson	Fr.	11.7 ppg	2.1 rpg	67 assists
• ACC All-Freshman team; Second in the ACC in three-point shooting percentage (40.0)						
G	12	Breyana Mason	So.	9.2 ppg	2.5 rpg	104 assists
• Fourth in the ACC in assist-to-turnover ratio 1.8; seventh in assists per game (3.6)						
G	20	Faith Randolph	Jr.	17.1 ppg	3.8 rpg	41 steals/64 assts
• 2nd team All-ACC; 996 career points; final ACC Player of the Week; leads ACC in FT% 90.3						
F	21	Lauren Moses	Fr.	6.0 ppg	5.7 rpg	32 blocks
• Back-to-back double-digit scoring games with 13 points against Virginia Tech and 11 at UNC						
F	42	Sarah Imovbioh	Sr.	13.0 ppg	11.0 rpg	34 steals
• 1014 career points; leads the ACC in rebounding at 11.0 per game						

**QUICK FACTS**
**THE UNIVERSITY OF VIRGINIA**

Name.....The University of Virginia  
 Founded.....by Thomas Jefferson in 1819  
 Nicknames.....Cavaliers, Wahos, 'Hoos  
 Location.....Charlottesville, Va.  
 Enrollment.....21,238 (14,898 undergraduate)  
 President.....Teresa A. Sullivan (Michigan State '70)  
 Athletics Director.....Craig Littlepage (Pennsylvania '73)  
 Conference.....Atlantic Coast Conference (ACC)  
 Colors.....Orange and Blue  
 Official Athletics Websites.....VirginiaSports.com  
 .....VirginiaSportsTV.com  
 University Website.....virginia.edu

**WOMEN'S BASKETBALL INFORMATION**

First Season of Basketball.....1973-74  
 All-Time Record.....853-409 (42nd year)\*  
 All-Time Home Record.....418-188\*  
     John Paul Jones Arena.....117-38 (9th season)\*  
     University Hall.....302-149  
 All-Time ACC Record.....337-194 (35 years)\*  
 Home Facility.....John Paul Jones Arena (14,593)  
 Press Row Phone Number.....434-962-0579  
 NCAA Tournament Appearances/Last.....24/2010  
 NCAA Tournament Record.....33-24  
 WNIT Tournament Appearances/Last.....5/2012  
 WNIT Tournament Record.....11-6  
 2013-14 Record.....14-17  
 ACC Record/Finish.....6-10/10th  
 Letterwinners Returning/Lost.....7/4  
 Starters Returning/Lost.....2/3  
 Newcomers.....4

**COACHING & SUPPORT STAFF**

Head Coach.....Joanne Boyle  
 Career Record.....276-147\*  
 Virginia Record.....72-54\*  
 Associate Head Coach.....Kim McNeill  
 Assistant Coach.....La'Keshia Frett Meredith  
 Assistant Coach.....Cory McNeill  
 Asst AD WBB Operations.....Sarah Holsinger  
 Assistant Director of Operations.....Hadley Zeavin  
 Video Coordinator.....James Rogol  
 Athletic Trainer.....Shannon Soares  
 Strength & Conditioning.....Robb Hornett  
 Equipment Manager.....Matt Althoff

\*records through games of 3/1/15

**INTERVIEW POLICY**

All interview requests for Virginia women's basketball must be made through Melissa Dudek in the Virginia Athletics Media Relations Office. Players' individual phone numbers will not be given to the media at any time. Game day interviews will not be granted until the postgame press conference opportunity. Please give a minimum of 24 hours notice for all interview requests.

**MILESTONES**

- Sarah Imovbioh's layup with 4:06 remaining in the first half was the 1,000th point of her career. She is the 30th player in program history to join the 1,000-Point Club.
- Imovbioh also moved into Virginia's top-10 for career rebounds in the Louisville game. Her 17 rebounds gave her 777 in her career, moving her into ninth place on the Virginia all-time rebounding list, passing Monica Wright (2007-10 - 764 rebounds) and Dawn Staley (1989-92 - 772 rebounds)
- Imovbioh pulled in her 300th rebound of the season at UNC. She is the eighth player in program history to grab 300 or more rebounds in a single season
- Faith Randolph entered the Louisville game needing 27 points to also join the 1,000 point club. She came up four points shy of reaching the mark in the same game as Imovbioh. She enters the ACC Tournament with 996 career points. She will become the 31st member of UVa's 1,000 point club
- ACC RSN Tournament analyst Chelsea Shine was the 28th member of the Virginia 1,000-point club
- Mikayla Venson hit her 56th three-pointer of the season vs Louisville, which ranks 10th on the Virginia single-season made-three-pointer tally
- Venson needs one three-pointer to tie the Virginia freshman record of made-threes in a season, set by Tora Suber in 1994

**ACC PLAYER OF THE WEEK**

- Virginia junior guard Faith Randolph has been selected as the final ACC Women's Basketball Player of the Week by the Blue Ribbon Panel.
- Randolph scored 23 points and handed out eight assists in Virginia's upset win over No. 8 Louisville on Sunday. In two games last week, Randolph totaled 14 field goals (including 6-of-8 from 3-point range) with 13 assists. The Derwood, Maryland, native was a perfect 9-of-9 from the free throw line against Louisville, helping to cement the Cavaliers' upset victory and nail down the No. 9 seed in the upcoming ACC Women's Basketball Tournament. Randolph's performance on Sunday followed a 24-point effort at North Carolina earlier in the week in which she went 4-of-5 from 3-point range and 4-of-5 from the foul line.
- This is the first ACC weekly honor of Randolph's career.
- Randolph is the second Cavalier to earn this honor this season. Senior center Sarah Imovbioh (Abuja, Nigeria) was named the ACC Player of the Week after the opening weekend of the 2014-15 season.

**ALL-ACC**

- Faith Randolph was named to the Blue Ribbon Panel All-ACC Second Team
- Randolph was named the ACC Sixth Player of the Year last season
- Randolph is the first Cavalier to earn All-ACC honors since Ataira Franklin in 2013

**ACC ALL-FRESHMAN**

- Mikayla Venson was named to the Blue Ribbon Panel ACC All-Freshman team
- She is the 13th Cavalier to be named to the All-Freshman team. The last two Virginia players to earn the honor were Ataira Franklin (2011) and Monica Wright (2007)
- Venson earned one ACC Freshman of the Week honor (Feb. 1) after averaging 17.0 points and shooting 80.0 percent (8-of-10) from 3-point range while leading the Cavaliers to a pair of victories over NC State and Clemson. Venson was 6-of-6 from 3-point range in the victory over NC State, setting the Virginia school record for 3-point efficiency in a game.

**HOOS HOT**

- Faith Randolph is averaging 21.3 ppg in the last three games, going 20-of-39 from the field (51.2 percent)
- Randolph was a perfect 9-of-9 from the free throw line against Louisville. In the last three games she is 17-of-18 from the stripe
- Randolph also had a career-high eight assists against Louisville. In the last four games, she is averaging 4.0 assists per game
- Mikayla Venson has scored in double-digits in each of the last five games, averaging 13.6 ppg in that span
- Venson is 17-of-19 from the free throw line in the last four games, including going 8-of-8 against Virginia Tech and 5-of-6 against Louisville
- Sarah Imovbioh has had at least 12 rebounds in three of the last four games including 18 at Pitt and 17 against Louisville
- Imovbioh made eight free throws at Pitt and eight against Louisville
- Imovbioh was a perfect 7-of-7 from the field against Louisville. In the last two games, she is 12-of-15 (80.0 percent)

**ACC LEADERS (BASED ON NCAA MINIMUMS)**

- Faith Randolph leads the ACC in free throw percentage (90.3), ranking seventh nationally
- Randolph is fifth in the ACC in scoring, averaging 17.1 ppg
- Randolph is 12th in the ACC in field goal shooting percentage (41.4)
- Mikayla Venson is second in the conference in three-point % at 40.0
- Venson is eighth with 1.98 made-threes per game; she averages 2.3 made-threes in ACC games
- Sarah Imovbioh leads the ACC in rebounding, averaging 11.0 per game. She has led the conference in this category most of the year
- Imovbioh is 19th in the nation in rebounding
- Breyana Mason is fourth in assist-to-turnover ratio (1.79) and seventh in assists per game (3.6)

**VIRGINIA IN THE ACC TOURNAMENT**

- This is the second time that Virginia has been the No. 9 seed in the tournament. In 2006, the Cavaliers defeated 8-seed Boston College, 83-72, before falling to No. 1 UNC 82-56
- Last season, Virginia was the 10-seed, defeating Boston College, 74-59, before falling 77-76, in a heartbreaker against No. 7 Georgia Tech. Sarah Imovbioh scored a career-high 27 points, with 20 of those coming in the second half
- Virginia's last advanced to the quarterfinals in 2012 after defeating Boston College, 72-41, in the first round
- This will be the first-ever meeting between Miami and Virginia in the ACC Tournament

**Last Week in the ACC****Thursday, Feb. 26**

North Carolina 72, Virginia 70  
Georgia Tech 71, Duke 62  
Louisville 77, Boston College 60  
Florida State 72, NC State 52  
Wake Forest 60, Miami 59  
Notre Dame 87, Pitt 59  
Syracuse 60, Clemson 55

**Saturday, Feb. 28**

Georgia Tech 67, Wake Forest 60

**Sunday, March 1**

Virginia 75, Louisville 59  
BC 49, Virginia Tech 47  
Notre Dame 67, NC State 60  
Pittsburgh 61, Clemson 56  
Duke 81, North Carolina 80  
Florida State 69, Miami 55

**AP TOP 25**  
**(Week 17 - March 2)**

RK	TEAM	RECORD	PTS
1	Connecticut (35)	28-1	875
2	Notre Dame	28-2	832
3	South Carolina	27-2	796
4	Maryland	27-2	774
5	Tennessee	25-4	722
6	Baylor	26-3	687
7	Florida St	27-3	673
8	Oregon St	26-3	622
9	Arizona St	26-4	577
10	Louisville	24-5	540
11	Mississippi St	26-5	508
12	Kentucky	21-8	500
13	Princeton	27-0	458
14	Iowa	23-6	381
15	North Carolina	23-7	358
16	Duke	20-9	351
17	Chattanooga	26-3	290
18	Texas A&M	22-8	261
19	Stanford	21-9	218
20	Florida Gulf Coast	27-2	177
21	George Washington	26-3	145
22	Syracuse	21-8	115
23	Rutgers	21-8	107
24	Northwestern	22-7	99
25	Seton Hall	26-4	69

**Others receiving votes:** California 64, South Florida 43, Ohio State 24, Green Bay 19, DePaul 17, James Madison 17, Dayton 13, Western Kentucky 10, Oklahoma 9, Iowa State 8, LSU 4, Nebraska 4, Wichita St 4, Quinnipiac 2, Texas 1, Washington 1

**USA TODAY**  
**COACHES POLL**  
**(Week 16 - Feb. 23)**

1	Connecticut (32)	27-1	800
2	South Carolina	26-1	766
3	Baylor	26-1	734
4	Notre Dame	26-2	706
5	Maryland	25-2	673
6	Tennessee	23-4	622
7	Oregon St	25-2	609
8	Florida St	25-3	562
9	Louisville	23-4	558
10	Arizona St	24-4	493
11	North Carolina	22-6	462
12	Texas A&M	22-6	452
13	Mississippi St	25-4	412
14	Princeton	25-0	332
15	Kentucky	19-8	326
16	Iowa	21-6	311
17	Duke	19-8	301
18	Rutgers	20-7	199
19	Chattanooga	25-3	181
19	Stanford	20-8	181
21	George Washington	24-3	143
22	Florida Gulf Coast	25-2	114
23	Nebraska	19-8	104
24	Texas	18-8	62
25	Seton Hall	24-4	54

**Others receiving votes:** Syracuse 52, South Florida 46, James Madison 42, Northwestern 40, DePaul 15, California 14, Western Kentucky 10, St. John's 8, Arkansas-Little Rock 4, Minnesota 3, Oklahoma 3, Ohio State 2, Gonzaga 2, Miami (FL) 1, Washington 1

**LAST TIME OUT VS MIAMI**

- Miami defeated Virginia 67-58 on Jan. 21 in Coral Gables
- Virginia held a 27-25 advantage at halftime, but the Hurricanes outscored the Cavaliers 42-31 in the second half
- Both teams shot less than 40 percent in the game with Miami going 25-of-64 (39.1 percent) while Virginia was 19-of-49 (38.8 percent) from the field.
- Despite the cold shooting, the Cavaliers still had four players finish the game with double-digit point totals. Faith Randolph and Sarah Imovbioh each scored 14 points while Breyana Mason and Mikayla Venson each contributing 11 points
- Imovbioh scored eight of her 14 points at the free throw line. Imovbioh also had eight rebounds, two assists, a block and a steal.
- Jessica Thompson led Miami with 18 points.
- Miami held a 40-35 edge in rebounding and outscored the Cavaliers 36-14 in the paint, including holding a 16-0 edge in scoring down low in the first half. Virginia committed 16 turnovers to the Hurricane's 11.

**HOOS VS HURRICANES**

- Virginia holds an 8-6 edge in the all-time series, but Miami is 5-1 in the last six meetings
- This is the first meeting between the two in the ACC Tournament

**RECORD-SETTING SINGLE-GAME PERFORMANCES**

- Mikayla Venson's 6-for-6 three-point shooting performance against NC State was the best long-range shooting in program history, besting three players who have gone 5-of-5 from outside the arc in a game including Donna Holt (1988), Tammi Reiss (1990) and Kate Mooney (1997).
- Only one other player, Makenzi Morrison of BYU, has made more three-pointers in a game this season without a miss. Morrison went 7-of-7 against Pepperdine
- Venson was one trey shy of matching the program record for made-threes in a game with Mimi McKinney (1998), Kate Mooney (1998) and Monick Foote (1995) each having made seven threes in a game (on no fewer than 12 attempts)
- This was the second time this season a Cavalier rewrote a single-game record. Sarah Imovbioh set the school record for rebounds in a single game in the opener against Ohio State, grabbing 24 rebounds

**HOT SHOOTING PERFORMANCES**

- Sarah Imovbioh was 9-of-11 (81.8 percent) from the field against Howard, topping her previous-best shooting, a 7-of-9 night against Auburn. She was also 7-of-9 in the final non-conference game against Drexel.
- Mikayla Venson was 6-of-8 from the field against Radford and 3-of-4 against Auburn. All four of her shots against Auburn were treys
- Venson was 5-of-7 from the field against FIU
- Breyana Mason was 4-of-6 (66.7 percent) shooting against Auburn
- Aliyah Huland El went 2-of-3 from 3-point range against FIU
- Sydney Umeri was 4-of-7 at Illinois and 3-of-4 against DSU
- Lauren Moses was 4-of-5 for 8 pts against Wake
- Breyana Mason was 7-of-9 against Georgia Tech with all nine attempts coming inside the 3 pt line
- Venson was 7-of-8 overall and 6-of-6 from three-point range against NC State
- Aliyah Huland El was 5-of-7 at North Carolina

**DISHING IT OUT**

- Breyana Mason had seven assists against Delaware State
- Mason matched that mark with seven assists against Boston College (with one TO)
- Mason had six assists in the loss to Duke
- Sarah Beth Barnette had a career-high five assists against DSU
- Ten out of Virginia's 11 players had at least one assist against DSU
- Faith Randolph had her second five-assist game of the season against NC State
- Breyana Mason had eight assists at UNC

**TURNOVERS**

- The Cavaliers forced 25 turnovers against FIU, scoring 31 points off the miscues. Virginia only turned the ball over seven times in the game.
- The Cavaliers forced 20 Radford turnovers while only committing five.
- Both Mikayla Venson and Sarah Imovbioh had five steals against FIU.
- Seven different players had at least one steal against Radford.
- Virginia is second in the ACC in fewest turnovers per game

**THREE-POINT SHOOTING**

- The Cavaliers were 7-of-10 from three-point range against Auburn, the first time Virginia had a 70 percent or better three-point efficiency since making 5-of-7 (71.4 percent) against UCSB in an NCAA Tournament game in 2008.
- The Cavaliers made 13 threes against Boston College, one shy of matching the school record
- Faith Randolph was 9-of-16 (56.3 percent) from three-point range through the first four games of the year
- Breyana Mason went 5-of-7 from three point range in the opener against Ohio State, but hadn't taken another three-point shot until going 0-for-1 against Toledo
- Mason went 4-of-5 against Boston College
- Mikayla Venson made five of her seven three-point attempts against Delaware State. Venson had another five-3 ptr game, making five of Virginia's 10 treys against Wake Forest, going 5-of-10 from long range
- The Cavaliers shot a season-best 73.3 percent (11-of-15) from three-point range, the third-highest team three-point shooting percentage in a game this season with only Stephen A. Austin's 83.3 percent (10-of-12) against Central Arkansas and Chattanooga's 75 percent (12-of-16) posting higher efficiencies while making at least 10 treys.

**FINAL ACC STANDINGS**

1.	Notre Dame	15-1	28-2
2.	Florida St	14-2	27-3
3.	Louisville	12-4	24-5
4.	Syracuse	11-5	21-8
5.	Duke	11-5	20-9
6.	North Carolina	10-6	23-7
7.	Pittsburgh	9-7	19-10
8.	Miami (FL)	8-8	18-11
9.	Virginia	7-9	17-12
	Georgia Tech	7-9	17-13
	NC State	7-9	16-13
12.	Boston College	5-11	13-16
13.	Wake Forest	2-14	11-19
14.	Virginia Tech	1-15	10-19
	Clemson	1-15	9-20

- The 11 makes from long range was the fourth time this season Virginia made 10 or more three-pointers in a game. Since 2008-09, Virginia has only had five games in which the squad has made at least 10 threes in a game. The Cavaliers went 6-of-7 from three-point range in the first half and made eight of their first nine attempts (88.9 percent).
- Venson went a school-record 6-of-6 from three against NC State
- The Cavaliers started the Clemson game making six of their first nine three-point shots. They finished the game 10-of-19 (52.6 percent)

**BACK TO BACK TO BACK BATTLES**

- In the three games before the Notre Game contest, there were a combined 28 lead changes and 23 ties
- Against Georgia Tech, there were 15 ties and 12 lead changes with the Yellow Jackets overcoming a 10-point deficit
- Against NC State, there were six ties and nine lead changes with the Cavaliers overcoming an eight-point deficit
- In the Clemson game, there were seven lead changes and two ties

### ACC FRESHMAN OF THE WEEK

- Guard Mikayla Venson was named the ACC Freshman of the Week for the week ending Feb. 1, her first career ACC honor
- Venson averaged 17.0 points and shot 80.0 percent (8-of-10) from 3-point range this week, while helping to lead the Cavaliers to a pair of victories over NC State and Clemson. Venson was 6-of-6 from 3-point range in the victory over NC State, setting the Virginia school record for 3-point efficiency in a game. With Virginia trailing by five points with five minutes left in the game, Venson scored eight-straight points, including hitting a pair of three-pointers, in a span of 2:18 to give Virginia a 63-60 lead. The Arlington, Va., native finished the game with 22 points, and also had a critical block down the stretch to help the Cavaliers get the win over the Wolfpack.
- Venson is the first Cavalier to earn the ACC Freshman of the Week honor since Ataira Franklin earned the accolade on Feb. 14, 2011.
- Sarah Imovbioh is the other Cavalier to earn an ACC weekly honor this season. She was named the Player of the Week after her opening weekend performance against Ohio State

### THREE-POINT SHOOTING AGAINST NC STATE AND CLEMSON

- The Virginia shooters combined to make 10 three-pointers at Clemson, the fifth time this season that the team made 10 or more three-pointers in a game
- The Cavaliers shot 52.6 percent from three-point range at Clemson, the third time this season (and the third time in the last six games) they made more than 50 percent of their 3-pters
- In those two games, the Cavaliers were 21-of-34 from three-point range (61.7 percent)
- Virginia is third in the ACC in three-point shooting efficiency at 35.4%

### THREE-POINT SHOOTING DEFENSE

- Virginia's five opponents prior to the Clemson game were held to less than 25 percent shooting from three-point range and were a combined 15-of-84 (17.8 percent)
- In the Louisville game, the Cardinals went 0-of-9 from three-point range, the first time Virginia held an opponent scoreless from beyond the arc since Norfolk State went 0-of-9 in 2012.
- Miami was just 1-of-12 from three-point range in the first half and finished the game shooting 21.1 percent (4-of-19)
- Georgia Tech was 2-of-15 (13.3 percent) from three-point range, 1-of-7 in the first half and 1-of-8 in the second half
- NC State missed its first eight three-point attempts and finished the game 6-of-26 (23.1 percent)
- Clemson snapped the streak by shooting 38.1 percent (8-of-21)
- Notre Dame started a new streak, going 2-of-8 (25.0 percent) from three

### NON-STARTERS

- In the Louisville and Miami games, the Virginia "bench" scored a combined seven points, three at Louisville and four at Miami, going a combined 1-of-8 from the field
- The non-starters only had two field goal attempts at Miami, a layup from Sydney Umeri and a blocked jumper from Aliyah Huland El. Sarah Beth Barnette was fouled while attempting a three-pointer, scoring two points from the free throw line
- Against Georgia Tech, the non-starters contributed nine points with Aliyah Huland El scoring seven points, all in the first half. Sydney Umeri scored on a second-half layup

## Last Week in the ACC

### DOUBLE-DOUBLES- CAREER

DD	Player
58	Wendy Palmer (1993-96)
42	Cathy Grimes (1982-85)
32	Schuye LaRue (2000-01)
32	DeMya Walker (1996-99)
32	Schuye LaRue (1999-01)
30	Heather Burge (1990-93)
29	Lyndra Littles (2005-2009)
28	Aisha Mohammed (2007-09)
<b>27</b>	<b>Sarah Imovbioh (2013-current)</b>
25	Dawn Staley (1989-92)

### REBOUNDS- CAREER

1221	Wendy Palmer (1993-96)
955	Heather Burge (1990-93)
932	DeMya Walker (1996-99)
932	Cathy Grimes (1982-85)
881	Lyndra Littles (2005-09)
853	Heidi Burge (1990-93)
827	Dawn Bryant (1986-89)
805	Brandi Teamer (2002-05)
772	Dawn Staley (1990-92)
<b>777</b>	<b>Sarah Imovbioh (2013-present)</b>
764	Monica Wright (2006-10)
736	Chrissy Reese (1980-83)

### REBOUNDS- SEASON

379	Schuye LaRue (2001)
358	Wendy Palmer (1996)
327	Wendy Palmer (1995)
327	Chrissy Reese (1980)
323	Wendy Palmer (1994)
<b>318</b>	<b>Sarah Imovbioh (2015)</b>
314	Aisha Mohammed (2008)
304	Aisha Mohammed (2009)

### MADE THREES- SEASON

63	Telisha Quarles (2001)
63	Telisha Quarles (2000)
62	Brenna McGuire (2007)
61	Tora Suber (1996)
59	Brenna McGuire (2005)
59	Anna Prillaman (2004)
59	Tora Suber (1997)
57	Anna Prillaman (2002)
57	Tora Suber (1994)
<b>56</b>	<b>Mikayla Venson (2015)</b>

**Frosh:** 57 Tora Suber (1994)

**ACC LEGENDS**

- Former Audra Smith (1989-92) is a member of the 11th annual class of the ACC Women's Basketball Legends presented by New York Life
- The Cavaliers will face Smith this week as she is in her second season as the head coach of the Clemson Tigers
- During Smith's four-year playing career at Virginia (1989-92), the Cavaliers went 113-18, made three trips to the Final Four and won two ACC Championships. After graduating from Virginia with a degree in sociology in 1992, she worked in her hometown of Milledgeville, Georgia, before joining Debbie Ryan's staff in 1994, serving as an assistant coach. Smith served as the recruiting coordinator beginning in 2000, before leaving in 2004 to become the head coach at Alabama Birmingham. At UAB, Smith amassed a 57-39 record with her teams finishing with a winning record in each of her last four seasons there. On April 8, 2013, Smith was named the head coach at Clemson.

**ALLSTATE WBCA GOOD WORKS TEAM NOMINEE**

- Sarah Beth Barnette is one of six ACC student-athletes that have been nominated for the 2015 Allstate WBCA Good Works Team
- This prestigious community service award recognizes a distinguished group of student-athletes who have demonstrated a commitment to enriching the lives of others and contributing to the greater good in their communities as well as exhibiting exceptional leadership skills and an unwavering commitment to volunteerism.
- Barnette was not on the final roster of five Division I student-athletes announced in February

**ACTING HEAD COACH**

- Associate head coach Kim McNeill served as the acting head coach for three games (Longwood, Saint Mary's, Howard), while Joanne Boyle was finalizing an adoption. McNeill went 3-0 in those games. The wins will still be reflected in Boyle's career record.

**ACC PLAYER OF THE WEEK (NOV. 17)**

- Virginia senior center Sarah Imovbioh has been named the Atlantic Coast Conference Women's Basketball Player of the Week
- Imovbioh set the Virginia single-game rebounding record with 24 boards against Ohio State, and accounted for almost half of Virginia's 51 total rebounds in the game.
- Against Radford, Imovbioh only played 20 minutes, but still nearly had another double-double with 14 points and 9 boards.
- Imovbioh averaged 16 points and 16.5 rebounds in UVA's two wins.
- Imovbioh is the first Cavalier to earn this honor since Chelsea Shine was named the ACC Player of the Week on Nov. 21, 2011 after Virginia upset No. 3 Tennessee, 69-64, in overtime.

**ALL CONFERENCE HONORS****Blue Ribbon Panel  
All-ACC First Team**

Elizabeth Williams, Sr., C/F, Duke  
Adut Bulgak, Jr., C, Florida State  
Kaela Davis, So., G, Georgia Tech  
Adrienne Motley, So., G, Miami  
Allisha Gray, So., G, North Carolina  
Stephanie Mavunga, So, F, North Carolina  
Jewell Loyd, Jr., G, Notre Dame  
Brianna Turner, Fr., F, Notre Dame  
Brianna Kiesel, Sr., G, Pitt  
Dearica Hamby, Sr., F, Wake Forest

**Blue Ribbon Panel  
All-ACC Second Team**

Azura Stevens, Fr., F/G, Duke  
Leticia Romero, So., G, Florida State  
Mariya Moore, Fr., G, Louisville  
Alexis Peterson, So., G, Syracuse  
Faith Randolph, Jr., G, Virginia

**Blue Ribbon Panel  
All-ACC Freshman Team**

Azura Stevens, Fr., F/G, Duke  
Shakayla Thomas, Fr., F, Florida State  
Mariya Moore, Fr., G, Louisville  
Brianna Turner, Fr., G, Notre Dame  
Mikayla Venson, Fr., G, Virginia

**SECOND-HALF SURGE VS HOKIES**

- Virginia Tech held a 31-28 lead at halftime. In the 12th lead change of the game, Mikayla Venson hit a jumper to start an 8-2 run that ended with UVa taking a 40-35 lead with 13:38 remaining.
- Virginia led by nine, 50-41, with 8:45 remaining. After Virginia Tech cut the difference to three points with four minutes remaining, Virginia scored six-straight points, including back-to-back scores by Faith Randolph, to put UVa up 55-64 with 2:21 remaining.
- The Cavaliers made nine free throws in the final two minutes to close out the victory.
- Virginia committed 12 turnovers in the first half, but only two in the second period. The Cavaliers shot 56.0 percent (14-of-25) in the second half while going 8-of-19 (42.1 percent) before the break. UVa was 25-of-29 (86.2 percent) from the free throw line, including a 17-of-20 second-half performance

**OVERTIME LOSS AT PITT**

- A jumper from Aliyah Huland El gave Virginia a 10-point lead with 5:47 remaining, but the Cavaliers did not make another field goal until there were 13 seconds remaining in overtime, going 0-of-7 from the field to close out regulation and 1-of-6 in overtime.
- Virginia never trailed in regulation, closing out the first half on a 9-2 run to take a 30-20 lead into the break and led by as many as 12 in the game
- After shooting 33.3 percent (8-of-24) in the first half, Pitt made 15-of-30 shots during their comeback in the second half. Virginia shot 37.9 percent (11-of-29) in the first half and 35.5 percent in the second half (11-of-31). The Cavaliers were 1-of-9 from three-point range while Pitt made 3-of-20 long-range shots.
- Sarah movbioh scored 18 points, including going 8-of-10 from the free throw line, with 18 rebounds, her 11th double-double of the season. Venson had 11 points.

**FLORIDA STATE**

- Virginia cut the once 12-point deficit (26-14, 6:02 1st half) to four on four occasions, down to two twice and then got it to one point, 51-50, on a free throw by Syndey Umeri with 7:23 left in the game.
- The Seminoles outscored the Cavaliers 14-6 in the final six minutes to close out the game.
- Mikayla Venson was 4-of-5 from three-point range in the first half. She made her first attempt in the second half, starting the game 5-of-6 from three. She finished 5-of-9. She did not take a two-point shot
- In her first career start, Aliyah Huland El scored a career-high 14 points, going 5-of-9 from the field.
- Sydney Umeri played 34 minutes, scoring seven points with five rebounds, two assists, two blocks and a steal.

**NATIONAL GIRLS & WOMEN IN SPORTS DAY**

Meghan O'Leary, a former two-sport student-athlete and Jefferson Scholar at Virginia and current member of the USRowing Board of Directors, will be honored on National Girls and Women in Sports Day when the Cavalier women's basketball team hosts Georgia Tech on Sunday, Jan. 25 at 2 p.m. at John Paul Jones Arena.

National Girls and Women in Sports Day brings national attention to the achievements of female athletes and to issues facing girls and women in sport. The event is co-sponsored by the University of Virginia Athletics Department and the University of Virginia Women's Center.

The theme of this year's event is "Bold in the Pursuit of Excellence."

O'Leary was a two-sport student athlete at Virginia playing volleyball for two seasons (2003-04) and softball for four years (2005-08), including being named the softball team captain in 2008. She was a Jefferson Scholar and a five-time member of the Atlantic Coast Conference Academic Honor Roll. Following graduation, O'Leary was a full-time staff member in production and programming for ESPN.

In 2010, O'Leary's career took a dramatic turn after picking up an oar for the first time and discovering she had a love for rowing. By 2011, she joined the USRowing National Training Center in Princeton, N.J., and since has earned a spot on two U.S. Senior National Teams (2013-14) and is an Olympic hopeful for 2016. O'Leary has represented America at the last two World Rowing Championships in the women's double sculls and in 2014 was named the Female Athlete Representative on the USRowing Board of Directors.

O'Leary will be the featured guest at a pre-game reception and she will be honored on the court at halftime of the Virginia-Georgia Tech women's basketball game.

National Girls and Women in Sports Day will also feature a pregame sports festival held in the men's basketball practice court at John Paul Jones Arena. The festival will include seven sports stations for youth to visit, including basketball, field hockey, football, golf, lacrosse, soccer, and volleyball. The festival will take place from 12:30-1:45 p.m. Youth completing all seven stations will receive a complimentary t-shirt. Admission to the festival is free with a game ticket. There will also be activities for youth set-up in the main lobby of the arena starting at 12:30 p.m., including a photo booth, a sign-making station, face painting, a balloon artist, and inflatable games.

Recent honorees at Virginia's National Girls and Women in Sports Day celebration include two-time volleyball MVP and philanthropist Amy (Mitchell) Griffin, Olympic-gold-medal swimmer Lauren Perdue, Paige Selenski and Michelle Vittese (members of the Cavalier field hockey team and gold-medal winners at the 2011 Pan Am games with USA Field Hockey), Natalie Randolph (former UVa track standout and varsity football coach at Calvin Coolidge High School in Washington, D.C.) and Lindsay Shoop (former UVa rower and Olympic gold medalist).



**AT NOTRE DAME**

- An and-one by Sydney Umeri with 15:26 remaining cut the deficit to seven, 49-42, the closest the Cavaliers would come.
- Virginia scored two points in the final 5:44 of the game.
- Virginia was 2-of-11 (18.2%) from three-point range. UND was 2-of-8 (25.0 percent)
- Faith Randolph scored 14 points in the first half, starting the game making 6 of 9 shots in the half. She finished the game with 16 points, going 7-of-13
- Sarah Imovbioh made zero field goals, going 0-of-3, but scored three points on 3-of-4 free throw shooting. Imovbioh also added three assists and a steal.

**CONTAINING CLEMSON COMEBACK BID**

- After a hot-shooting first half in which the team made nine three-pointers and shot 62.1 percent, the Cavaliers built up a 19-point lead, 53-34, with 17:41 left in the game. Virginia started the second half making just five of its first 21 field goal attempts (23.8 percent) while the Tigers chipped away at the lead. Clemson erased the last of the deficit and took a 68-67 on a three-pointer after having an initial shot blocked but kicking out the offensive rebound to Chelsea Lindsay on the perimeter with four minutes left in the game.
- Clemson went 0-of-6 from the field in the final three minutes while Virginia got a key putback from freshman forward Lauren Moses (Mount Holly, N.J.) with 1:47 left in the game. Virginia made six free throws in the final 2:30 to shore up the 77-72 victory.

**WIN OVER THE WOLFPACK**

- With Virginia trailing by five points with five minutes left in the game, Mikayla Venson scored eight-straight points, including hitting a pair of three-pointers, in a span of 2:18 to give Virginia a 63-60 lead. After NC State narrowed the gap back to one, 64-63, with 1:13 remaining, Venson kicked the ball out to Breyana Mason who hit UVa's 11th three-pointer with 52 seconds remaining. After a pair of UVa free throws increased the lead to 69-63, NC State's Jennifer Mathurin took a three-point shot that was blocked by Venson. Mason scooped up the rebound and was fouled, going to the line to convert two free throws with seven seconds remaining to give the Cavaliers a 71-63 victory.
- Venson matched her career high with 22 points, going 7-of-8 overall and 6-of-6 from three-point range. Her 6-of-6 performance was the best long-range shooting in program history, besting three players who have gone 5-of-5 from outside the arc
- The Cavaliers made eight of their first nine three-point attempts and finished the game making 11 of 15 (73.3 percent). The Wolfpack went 6-of-26 from three with Mathurin making four of the long-range goals.

**13-3'S VS BC**

- The Cavaliers hit 13 three-pointers, including going 10-of-16 from long range in the first half, while limiting the Eagles to just three long-range baskets. Virginia shot just 36.1 percent overall in the game (22-of-61), but made 50.0 percent of its three-point attempts (13-of-26).
- Virginia's 13 three-pointers was one make shy of tying the program record for made-threes in a game. It was the third time this season that UVa made 10 or more three-pointers in a game.
- The Cavaliers had 16 assists, including the seven by Mason, on 22 field goals.
- Faith Randolph had her second-straight 20-point game, scoring 23 points, including going 4-of-6 from three-point range, with six rebounds.
- Breyana Mason scored 12 points, going 4-of-5 from three-point range, with seven assists and two steals.
- Sarah Imovbioh had her eighth double-double of the season, with 11 rebounds while scoring all 10 of her points in the second half.

**COLD SHOOTING AT 'CUSE**

- Virginia got off to a slow start in the first half, going making 10 of 39 shot attempts in the period including starting the game 1-of-12, while the Orange made eight three-pointers to take a 41-23 lead into halftime. The Cavaliers briefly cut the deficit to single digits with 12:30 remaining in the game, but Syracuse's timely three-pointers cut down Virginia's comeback attempts.
- Faith Randolph paced the Cavaliers at Syracuse with her sixth 20-point game of the year, scoring 24 points. Randolph made 10 field goals, scoring six of Virginia's 10 buckets in the first half, her second 10-basket performance of the season. Randolph also took 22 shots in the game, the third time this season she attempted 20 or more in a game.
- Lauren Moses matched her season high with 13 rebounds against Syracuse, grabbing 11 of those in the first half.

**CAVALIERS COMEBACK VS WAKE**

- Virginia earned a 72-70 home victory over Wake after trailing by nine points with 7:27 left in the game
- Mikayla Venson scored 16 of her 21 points in the final 6:39 of the game
- Venson scored Virginia's final 10 points, including hitting a pair of free throws with 1.0 seconds remaining.
- Venson went 5-of-10 from three-point range
- Lauren Moses had a well-balanced game, scoring eight points on 4-of-5 shooting, with seven rebounds, two assists and two steals. Moses also had three blocked shots, including batting down a potential game-winning attempt by the Demon Deacons in the final 18 seconds of the game.

### **CAVALIERS OPEN ACC PLAY**

- Virginia's 62-47 victory over Virginia Tech in the ACC opener was the first time since 2008-09 that the Cavaliers won the first conference game of the season.
- Virginia hadn't started the season 2-0 in conference play since 2007-08
- The victory over the Hokies was the 17th-consecutive win in the series for the Cavaliers.
- The Cavaliers hit eight three-pointers, including making five in the first half.
- Breyana Mason was one of three Cavaliers to finish the game scoring in double digits, putting up 16 points, including making a pair of 3 pts.
- Mikayla Venson scored 13 points, going 5-of-11 from the field overall and 3-of-7 from three-point range.
- Sarah Imovbioh had 11 rebounds while also scoring nine points.
- Virginia Tech's Rachel Camp scored 23 points, including making one of VT's three three-pointers.

### **CAVALIER CLASSIC TOURNAMENT**

- For the first time, the Cavalier Classic, which dates back to 1976, had pre-determined match-ups as opposed to a true "classic" format.
- All four teams finished with 1-1 records.
- Virginia fell 67-57 against Davidson, bouncing back with a 72-66 victory over Drexel
- Sarah Imovbioh and Faith Randolph were named to the six-player All-Tournament team
- Imovbioh scored 40 pts with 28 rebs, four assts and five steals
- Randolph scored 27 pts with four rebs, 3 assts and 2 steals
- The Cavaliers had their worst-shooting game of the year, going 31.3 percent from the field against Davidson. Imovbioh went 9-of-11 from the field, with the rest of the team combining to go 12-of-51 (23.5 percent)
- Virginia had four players finish in double-digits against the Dragons. The Cavaliers made their last 14 free throws in the game, including going 6-of-6 from the line in the final 32 seconds.

### **100-POINT GAME**

- Virginia defeated Delaware State, 100-62, before finals break
- After Delaware State tied the game, 11-11, on a pair of free throws seven minutes into the game, Virginia went on a 30-4 run, including a span in which UVa scored 18-straight points.
- The Cavaliers went into halftime with a 55-25 lead with three players already with double-digit points. Virginia outscored Delaware State, 45-37, in the second half.
- Freshman forward Jae'Lisa Allen scored a lay-up with 17 seconds remaining in the game, the first

points of her career, to give UVa its first 100-point game since the Cavaliers scored 110 points in a Nov. 18, 2009 game against USC Upstate.

- Virginia had five players finish the game scoring in double figures. Mikayla Venson had the first 20-point performance of her career, finishing with 22 points, going 8-of-10 from the field, including 5-of-7 from three-point range.
- Breyana Mason scored 16 points while also dishing seven assists with three rebounds and three steals.
- Sarah Beth Barnette had a career-high 11 rebounds to lead the team while also scoring nine points with five assists a block and a steal.

### **LAST ROAD GAME OF 2014**

- The Illinois game was Virginia's last road contest of the calendar year. The Cavaliers will not hit the road again until kicking off ACC play at Virginia Tech on Jan. 4, 2015 and will not leave the Commonwealth until playing at Syracuse on Jan. 11.

### **ACC/BIG TEN CHALLENGE**

- The Cavaliers now have a 5-3 record all-time in the Challenge after falling 86-63 at Illinois.
- For only the second time in ACC/Big Ten Challenge history, the challenge ended in a tie with each conference winning seven games
- The ACC moves to 6-0-2 all-time in the Challenge with a 54-39 record against the Big Ten in Challenge games.
- Virginia started the game in a 13-0 deficit after going 0-for-8 from the field while also committing five turnovers before making their first field goal 8:12 into the contest.
- The Illini, who led 38-22 at the break, started the second half on a 21-5 run to put the game out of reach.
- Junior guard Faith Randolph (Derwood, Md.) led the Cavaliers with 16 points. Freshman forward Lauren Moses (Mount Holly, N.J.) had a season-high 13 rebounds, scoring five points with two blocked shots.
- The Illini shot 50.0 percent, including making 17 of 28 shots (60.7 percent) in the second half. Virginia shot 37.5 percent in the game. The Cavaliers held a 42-29 rebounding edge. UVa committed 18 turnovers while the Illini turned the ball over 11 times.

**FIU THANKSGIVING CLASSIC TOURNAMENT**

- Faith Randolph was named to the All-Tournament team, scoring 21 points against Toledo and 16 against FIU
- The Cavaliers suffered their first defeat of the season, falling 64-62 in their opening-round game against Toledo. Virginia held a 10-point lead, 51-41, with 11 minutes remaining in the game, but Florida International chipped away at the deficit, coming back to tie and then take a 56-55 lead with 3:22 remaining. The final minute of play included three lead changes beginning with Toledo taking a 61-60 lead with 32 seconds remaining after Virginia committed an offensive foul. Mikayla Venson swung the score back in UVa's favor, pulling up for a free-throw-line jump shot with 13 seconds remaining. Zanoquera hit a three-pointer with five seconds left in the game to give the Rockets a 64-62 lead. Venson fired off a three-point attempt as the buzzer sounded, but it clanged off the rim.
- In the consolation final, Virginia earned a 74-61 victory over FIU.
- Virginia, which led the entire game, forced 25 FIU turnovers, scoring 31 points off the miscues.
- Virginia had four players finish the game with double-digit points, led by Sarah Imovbioh who logged her fourth double-double of the season with 16 points and 10 rebounds while also matching a career high with five steals.
- Virginia went 7-of-7 from the field to start the game and 5-of-5 to start the second half.

**RAINING THREES VS AUBURN**

- Virginia won its fourth-straight game, 66-51
- The Cavaliers broke open a five-point game by going on a 19-3 run early in the second half, making 10 of their first 13 field goal attempts in the period while Auburn went 3-of-14 in the same span. The Tigers also committed five turnovers during that same span.
- Virginia's hot-shooting second-half performance propelled the Cavaliers to a 20-point advantage with 9:16 remaining in the second half. Virginia held a 21-point lead heading into the final two minutes of play, but Auburn capitalized on four late UVa turnovers to go on a 6-0 run to close out the game.
- The Cavaliers shot 70.0 percent from three-point range, making seven of 10 while Auburn was 8-of-20 for 40.0 percent. It was the first time Virginia had a 70 percent or better three-point efficiency since making 5-of-7 (71.4 percent) against UCSB in an NCAA Tournament game in 2008.
- Sarah Imovbioh had her third double-double of the season, reaching double figures in points and rebounds by halftime and finishing with 21 points and 13 rebounds. Faith Randolph scored 18 points on 6-of-13 shooting, including going 3-of-4 from three-point range. Mikayla Venson scored 10 points.

**ROAD WIN AT XAVIER**

- Virginia led nearly the entire game, taking a 37-25 lead into halftime.
- Xavier made just one three pointer on 11 attempts in the first half, but went 7-of-14 after the break, including Jada Byrd hitting a three-pointer as time expired, to cut the final deficit to single digits.
- The Cavaliers were 3-of-7 from three-point range and 10-of-12 from the free throw line, shooting 46.8 percent overall from the field. Virginia outrebounded Xavier, 44-33, with UVa scoring 17 second-chance points.
- Faith Randolph scored 26 points, matching her career high. Randolph went 8-of-8 from the free throw line, helping her to her second 25-point game of the season.
- Sarah Imovbioh finished with 18 points and 13 rebounds.
- Breyana Mason (6) and Mikayla Venson (5) accounted for 11 of Virginia's 14 assists.

**ROUTING RADFORD**

- Virginia closed out the opening homestand with a 75-47 victory over Radford.
- UVa had four players end the game in double-figures. Mikayla Venson (12 points on 6-of-8 shooting), Sarah Imovbioh (14 points with nine rebounds in 20 minutes on the court), Breyana Mason (11 points, five assists.) And Faith Randolph (11).
- Virginia never trailed in the game, holding a 31-21 advantage at halftime and outscored the Highlanders 44-26 after the break.
- Virginia forced 20 turnovers, with seven different Cavaliers getting at least one steal, scoring 21 points off the miscues. Radford outrebounded Virginia 43-38, scoring 23 second-chance points to Virginia's 13.

**OHIO STATE OPENER**

- Virginia topped OSU, 87-82 in the season-opener
- Sarah Imovbioh pulled in a school-record 24 rebounds while also scoring 18 points
- The game, which featured 18 lead changes and six ties, was knotted 79-79 with a minute remaining. Randolph drove through the Ohio State zone, converting a lay-up with 51 seconds left on the clock to give UVa an 81-79 advantage. After Ohio State missed a three-pointer on the opposite end, Lauren Moses came up with the rebound, her seventh of the game. The Cavaliers went 6-for-6 from the free throw line in the final 36 seconds of the game to secure the season-opening victory.
- Breyana Mason scored a career-high 22 points, going 8-of-11 from the field including making five of seven three-point attempts, with six assists.
- Faith Randolph led the Cavaliers with a 25 pts
- Virginia has won nine of its last ten season-openers and has never lost a home opener at John Paul Jones Arena, winning its first home game in each of the last 15 seasons.

**2015-16 RECRUITING CLASS**

- The Cavaliers signed three post players (two forwards and a center) to join the team in 2015-16
- Debra Ferguson, a 6-4 center from Madison Heights, Va., has averaged 10.7 points, 8.0 rebounds and 2.3 blocks per game.
- Ferguson, whose Amherst County High is located an hour south of Charlottesville, is a two-time Second-Team All-Seminole District honoree and also named First-Team All-Conference 23 last season.
- Moné Jones, a 6-3 forward from Durham, N.C., averaged 10 points, eight rebounds, six blocks and 1.5 assists per game last season, helping to lead Riverside High to the state tournament's elite eight.
- Jones is ESPN-W's No. 61 overall recruit and ranked No. 11 at her position.
- Jones earned PAC 6 All-Conference honors in 2012, 2013, and 2014 in both basketball and volleyball.
- Jones participated in the 2014 USA Basketball Women's U18 National Team Trials last May.
- Shakyna Payne, a 6-3 forward from Acworth, Ga. (the same hometown as sophomore forward Sydney Umeri), averaged 12.6 points, 10.7 rebounds and 1.2 blocks per game last season

**FUTURE HOO NEWS**

- Moné Jones, a 6-3 senior forward at Riverside High in Durham, N.C. who has signed an NLI to join the Cavaliers next season, was a nominee for the McDonald's All-American game
- Jones is averaging 15.8 points, 8.5 rebounds, 2.3 assists and 1.4 blocks per game for the Pirates
- She was not named to the roster of 24 players for the April 1 game that was announced on Wednesday, Jan. 28

**HIGH POWERED PREP SCORING**

- The Cavaliers have four players who scored over 1800 points in their prep careers.
- Aliyah Huland El leads the pack with 2286 followed by Breyana Mason at 1979, Sarah Beth Barnette at 1928 and Lauren Moses at 1823.
- Mason was the 2013 Gatorade High School State Player of the Year for Virginia.
- Barnette was the 2010 Gatorade High School State Player of the Year for Kentucky as well as being named Miss Kentucky Basketball

**NO. 13 RECRUITING CLASS MAKING ITS DEBUT**

- The players that made up the Cavaliers second-straight top-15 recruiting class are poised to make their collegiate debuts.
- Point guard Mikayla Venson (Arlington, Va.) was the No. 8 player at her position according to Hoop-Gurlz and the top-ranked recruit in the state of Virginia despite only playing high school basketball her freshman season at Yorktown.
- Venson played AAU ball through her junior year, but hasn't played in an official basketball game in over a year.
- Another five-star recruit, wing Aliyah Huland El (Randolph, N.J.) scored over 2,200 points in her high school career, while also setting records for rebounds, assists and blocks.
- Huland El was a three-sport star at Randolph High School in New Jersey, also setting school records in volleyball for career kills (despite only playing three years) and holds the school record in the triple jump.
- Forward Lauren Moses led Rancocas Valley Regional High School to four-straight State Championship games and two stats titles (2011, 13).
- Moses was Rancocas Valley's all-time leading scorer, breaking the previous mark set by UVa alum Demya Walker.
- Jae'Lisa Allen made her collegiate debut against Radford, playing the final four minutes of the game

## 2014-15 VIRGINIA WOMEN'S BASKETBALL

### NUMERICAL

NO.	NAME	POS.	HT.	CLASS	HOMETOWN / PREVIOUS SCHOOL
1	Mikayla Venson	Guard	5-7	FR	Arlington, Va./Yorktown
2	Jae'Lisa Allen	Forward	6-2	FR	Pine Bluff, Ark./White Hall
3	Sarah Beth Barnette	Forward	6-2	SR	Lexington, Ky./Lexington Christian Academy
10	J'Kyra Brown*	Guard	5-11	SO	Rocky Mount, N.C./Rocky Mount
12	Breyana Mason	Guard	5-8	SO	Woodbridge, Va./Forest Park
13	Tiffany Suarez	Guard	5-11	SO	Miami, Fla./Our Lady of Lourdes
15	Jaryn Garner	Guard	5-7	JR	Sewell, N.J./Germantown Academy (Pa.)
20	Faith Randolph	Guard	5-10	JR	Derwood, Md./Our Lady of Good Counsel
21	Lauren Moses	Forward	6-2	FR	Mount Holly, N.J./Rancocas
23	Aliyah Huland El	Guard	6-1	FR	Randolph, N.J./Randolph
42	Sarah Imovbioh	Center	6-2	SR	Abuja, Nigeria/St. Anne's-Belfield (Va.)
44	Sydney Umeri	Forward	6-1	SO	Acworth, Ga./The Lovett School

### ALPHABETICAL

NO.	NAME	POS.	HT.	CLASS	HOMETOWN / PREVIOUS SCHOOL
2	Jae'Lisa Allen	Forward	6-2	FR	Pine Bluff, Ark./White Hall
3	Sarah Beth Barnette	Forward	6-2	SR	Lexington, Ky./Lexington Christian Academy
10	J'Kyra Brown*	Guard	5-11	SO	Rocky Mount, N.C./Rocky Mount
15	Jaryn Garner	Guard	5-7	JR	Sewell, N.J./Germantown Academy (Pa.)
23	Aliyah Huland El	Guard	6-1	FR	Randolph, N.J./Randolph
42	Sarah Imovbioh	Center	6-2	SR	Abuja, Nigeria/St. Anne's-Belfield (Va.)
12	Breyana Mason	Guard	5-8	SO	Woodbridge, Va./Forest Park
21	Lauren Moses	Forward	6-2	FR	Mount Holly, N.J./Rancocas
20	Faith Randolph	Guard	5-10	JR	Derwood, Md./Our Lady of Good Counsel
13	Tiffany Suarez	Guard	5-11	SO	Miami, Fla./Our Lady of Lourdes
44	Sydney Umeri	Forward	6-1	SO	Acworth, Ga./The Lovett School
1	Mikayla Venson	Guard	5-7	FR	Arlington, Va./Yorktown

\*will sit out the 2014-15 season

### PRONUNCIATION GUIDE

Jae'Lisa Allen	JAY-lisa
J'Kyra Brown	Juh-KYE-rah
Aliyah Huland El	ah-LEE-uh HOO-land ELLE
Sarah Imovbioh	lh-MOE-bee-OH
Breyana Mason	bre-AHHH-na
Sydney Umeri	EW-merry
La'Keshia Frett Meredith	Lah-KEY-shah

# JAE'LISA ALLEN #2

Freshman • Forward • 6-2 • Pine Bluff, Ark. • White Hall



## 2014-15

- Made her collegiate debut against Radford (11/16), playing the final four minutes of the game
- Scored her first collegiate points in the final 30 seconds of the Delaware State game, giving the Cavaliers the basket that pushed them to the century mark

## HIGH SCHOOL

- 2011-14 All-Conference
- 2014 All-State
- 2014 Full Court Award
- 2012 and 2013 All-Tournament honoree at the Music City Madness tournament
- 2014 McDonald's All-America nominee

## PERSONAL

- Mother is Lisa Ruth
- Has volunteered her time with Toys for Tots, Special Olympics and the Salvation Army Bell-Ringing Campaign
- Enjoys singing and drawing
- Undeclared major

## 2014-15 GAME-BY-GAME:

Opponent	GS	FG-FGA	3FG-3FGA	FT-FTA	Off-Def	Total Reb	PF	Points	A	TO	Blk	Stl	Min
OHIO STATE		DNP											
RADFORD		0-1	0-0	0-0	0-0	0	0	0	0	0	0	0	4
at Xavier		DNP											
AUBURN		DNP											
vs Toledo		DNP											
at FIU		DNP											
at Illinois		DNP											
DELAWARE ST		1-2	0-0	0-0	0-1	1	2	2	0	0	0	0	6
LONGWOOD		0-0	0-0	0-0	0-1	1	1	0	0	0	0	0	3
SAINT MARYS		DNP											
HOWARD		DNP											
DAVIDSON		DNP											
DREXEL		DNP											
at Virginia Tech		DNP											
WAKE FOREST		DNP											
at Syracuse		DNP											
BC		DNP											
at Louisville		DNP											
at Miami		DNP											
GEORGIA TECH		DNP											
NC STATE		DNP											
at Clemson		DNP											
at Notre Dame		DNP											
DUKE		DNP											
FLORIDA STATE		DNP											
at Pitt		DNP											
VIRGINIA TECH		0-0	0-0	0-0	0-0	0	0	0	0	0	0	0	0+
at UNC		DNP											
LOUISVILLE		DNP											

## SINGLE GAME BESTS

### POINTS

Season: 2

Career:

### REBOUNDS

Season: 1

Career:

### FG MADE

Season: 1

Career:

### FG ATTEMPTS

Season:

Career:

### 3 PT FG MADE

Season:

Career:

### 3 PT FG ATTEMPTS

Season:

Career:

### FT MADE

Season:

Career:

### FT ATTEMPTS

Season:

Career:

### ASSISTS

Season:

Career:

### BLOCKS

Season:

Career:

### STEALS

Season:

Career:

## VIRGINIA CAREER STATISTICS

Year	G-GS	Min/Avg	FG-FGA	Pct.	3FG-A	Pct.	FT-FTA	Pct.	O-D	T	Avg.	Pf-DQ	Ast	TO	Blk	St	Pts	Avg
2014-15	4-0	13/3.3	1-3	.333	0-0	.000	0-0	.000	0-2	2	0.5	3-0	0	0	0	0	2	0.5

# SARAH BETH BARNETTE #3

Senior • Forward • 6-2 • Lexington, KY • Lexington Christian Academy



## 2014-15 SEASON

- Nominee for the Allstate WBCA Good Works Team
- Pulled in six rebounds against Auburn
- Had a team-high 11 rebounds against Delaware State, narrowly missing a double-double with 9 pts while also adding five assists and blocking a shot in 17 mins.
- Scored five points with two rebounds and a steal in 11 minutes against Davidson
- Went 2-of-3 from three-point range against BC, scoring eight points with two assists and two blocked shots
- Made her first career start against Louisville

## 2013-14 SEASON

- Appeared in 23 games, averaging 7.7 minutes per game
- Pulled in a career-high seven rebounds against High Point
- Scored six points with two rebounds, an assist and a steal in 11 minutes against UMES

## AT A GLANCE

- Sat out the 2011-12 season due to NCAA transfer rules
- Played one season at Kentucky, appearing in 29 games and averaging 1.7 points and 1.6 rebounds per game
- 2010 Kentucky Miss Basketball and Gatorade Kentucky Player of the Year

## 2014-15 GAME-BY-GAME:

Opponent	GS	FG-FGA	3FG-3FGA	FT-FTA	Off-Def	Total Reb	PF	Points	A	TO	Blk	Stl	Min
OHIO STATE		0-3	0-3	0-0	1-1	2	1	0	1	0	0	0	11
RADFORD		1-2	1-1	0-0	2-2	4	1	3	0	0	0	0	17
at Xavier		0-0	0-0	0-0	0-1	1	1	0	0	1	0	0	3
AUBURN		1-2	1-1	0-1	0-6	6	2	3	2	2	0	0	17
vs Toledo		0-1	0-1	0-0	0-1	1	1	0	0	0	0	0	2
at FIU		0-2	0-2	0-0	0-0	0	2	0	0	0	1	0	7
at Illinois		0-0	0-0	0-0	0-0	0	0	0	0	0	0	0	3
DELAWARE ST		4-5	0-1	1-2	4-7	11	0	9	5	0	1	1	17
LONGWOOD		1-3	0-1	0-0	3-2	5	1	2	1	0	0	1	17
SAINT MARYS		0-0	0-0	0-0	3-1	4	3	0	0	0	0	0	12
HOWARD		1-2	1-2	0-0	0-1	1	1	3	0	3	0	0	10
DAVIDSON		2-2	1-1	0-0	1-1	2	3	5	0	0	0	1	11
DREXEL		2-3	1-2	1-2	1-1	2	3	6	2	1	0	0	16
at Virginia Tech		0-0	0-0	0-0	0-2	2	2	0	1	0	1	0	4
WAKE FOREST		0-2	0-2	0-0	1-0	1	0	0	0	0	0	0	6
at Syracuse		0-0	0-0	0-0	0-0	0	1	0	0	0	0	0	5
BC		3-5	2-3	0-0	0-1	1	3	8	2	1	2	0	15
at Louisville		0-0	0-0	0-0	0-1	1	1	0	0	1	1	1	5
at Miami		0-1	0-1	2-3	0-0	0	1	2	0	0	0	0	3
GEORGIA TECH		0-0	0-0	0-0	0-2	2	1	0	0	1	0	0	7
NC STATE		1-3	0-1	0-0	0-0	0	0	2	0	0	0	1	14
at Clemson		2-6	2-4	0-0	1-1	2	0	6	0	1	0	0	9
at Notre Dame		0-2	0-2	0-0	0-0	0	1	0	0	0	0	1	7
DUKE		1-2	0-1	0-0	0-2	2	2	2	0	1	0	1	14
FLORIDA STATE		1-2	1-2	0-0	0-1	1	2	3	0	0	0	0	10
at Pitt		0-0	0-0	0-0	1-1	2	0	0	0	0	0	0	3
VIRGINIA TECH		0-0	0-0	0-0	0-1	1	1	0	0	2	0	1	7
at UNC		0-0	0-0	0-0	0-0	0	1	0	0	2	0	0	1
LOUISVILLE *		0-0	0-0	0-0	0-2	2	0	0	1	0	0	0	14

## SINGLE GAME BESTS

### POINTS

Season: 9 vs Delaware State (12/06/14)  
Career: 10 vs JMU (11/19/12)

### REBOUNDS

Season: 11 vs Delaware State (12/06/14)  
Career: 11 vs Delaware State (12/06/14)

### FG MADE

Season: 4 vs Delaware State (12/06/14)  
Career: 5 vs JMU (11/19/12)

### FG ATTEMPTS

Season: 6 at Clemson (2/1/15)  
Career: 7 (2x) last vs Providence (11/18/12)

### 3 PT FG MADE

Season: 2 (2x) last at Clemson (2/01/15)  
Career: 2 at Clemson (2/01/15)

### 3 PT FG ATTEMPTS

Season: 4 at Clemson (2/01/15)  
Career: 5 at Clemson (2/21/13)

### FT MADE

Season: 2 at Miami (1/21/15)  
Career: 2 at Miami (1/21/15)

### FT ATTEMPTS

Season: 3 at Miami (1/21/15)  
Career: 3 at Miami (1/21/15)

### ASSISTS

Season: 5 vs Delaware State (12/06/14)  
Career: 5 vs Delaware State (12/06/14)

### BLOCKS

Season: 2 vs BC (1/15/15)  
Career: 2 vs BC (1/15/15)

### STEALS

Season: 1  
Career: 2 vs Wake Forest (02/25/13)

## VIRGINIA CAREER STATISTICS

Year	G-GS	Min/Avg	FG-FGA	Pct.	3FG-A	Pct.	FT-FTA	Pct.	O-D	T	Avg.	Pf-DQ	Ast	TO	Blk	St	Pts	Avg
2012-13	21-0	179/8.5	17-45	.378	5-21	.238	2-2	1.000	12-17	29	1.4	21-0	8	11	4	6	41	2.0
2013-14	23-0	178/7.7	15-40	.375	3-15	.200	4-9	.444	9-31	40	1.7	30-0	6	8	1	2	37	1.6
2014-15	29-1	267/9.2	20-48	.417	10-31	.323	4-8	.500	19-40	59	2.0	37-0	15	16	6	8	54	1.9
TOTAL	73-1	624/8.5	52-133	.391	18-67	.269	10-19	.526	40-88	128	1.8	88-0	29	35	11	16	132	1.8

# J'KYRA BROWN

# #10



Sophomore • Guard • 5-11 • Rocky Mount, N.C. • Rocky Mount

## 2014-15

- Will sit out the season under NCAA rules after transferring from East Carolina

## 2013-14 AT EAST CAROLINA

- Averaged 5.9 points per game while twice earning Conference USA Freshman of the Week honors
- Scored a season-high 29 points against Louisiana Tech, going 11-of-14 from the field and 6-of-8 from three-point range against the Lady Techsters

## HIGH SCHOOL

- Finished her junior year as the leader in scoring (23.3 points per game), three-point field goals, free throws, and assists (3.2 assists per game), totalling a team-high 676 points
- Averaged 14.8 points per game as a sophomore, finishing the year with 430 points, while averaging 5.3 rebounds per game, 3.1 assists per game, 2.4 steals per game and 1.0 blocks per game
- Two-time All-State honoree
- Big East Conference (HS) Player of the Year as both a sophomore and a junior.
- Two-time Rocky Mount Telegram All-Area Player of the Year (2011, 2012)

## PERSONAL

- Daughter of James and Jacqueline Brown
- Has two older siblings, James III and Jacquestavius
- Undeclared major

## 2014-15 GAME-BY-GAME:

Opponent	GS	FG-FGA	3FG-3FGA	FT-FTA	Off-Def	Total Reb	PF	Points	A	TO	Blk	Stl	Min
Will Not Play													

## SINGLE GAME BESTS

### POINTS

Season: \_\_\_\_\_

Career: \_\_\_\_\_

### REBOUNDS

Season: \_\_\_\_\_

Career: \_\_\_\_\_

### FG MADE

Season: \_\_\_\_\_

Career: \_\_\_\_\_

### FG ATTEMPTS

Season: \_\_\_\_\_

Career: \_\_\_\_\_

### 3 PT FG MADE

Season: \_\_\_\_\_

Career: \_\_\_\_\_

### 3 PT FG ATTEMPTS

Season: \_\_\_\_\_

Career: \_\_\_\_\_

### FT MADE

Season: \_\_\_\_\_

Career: \_\_\_\_\_

### FT ATTEMPTS

Season: \_\_\_\_\_

Career: \_\_\_\_\_

### ASSISTS

Season: \_\_\_\_\_

Career: \_\_\_\_\_

### BLOCKS

Season: \_\_\_\_\_

Career: \_\_\_\_\_

### STEALS

Season: \_\_\_\_\_

Career: \_\_\_\_\_

## VIRGINIA CAREER STATISTICS

Year	G-GS	Min/Avg	FG-FGA	Pct.	3FG-A	Pct.	FT-FTA	Pct.	O-D	T	Avg.	Pf-DQ	Ast	TO	Blk	St	Pts	Avg
------	------	---------	--------	------	-------	------	--------	------	-----	---	------	-------	-----	----	-----	----	-----	-----



# ALIYAH HULAND EL #23

Freshman • Guard • 6-1 • Randolph, N.J. • Randolph High



## 2014-15 SEASON

- Made her collegiate debut against Ohio State, scoring five points with an assist and two blocked shots in 13 minutes
- Went 2-of-3 from three-point range, scoring 8 pts against FIU
- Had back-to-back double-digit scoring games against DSU (10) and Longwood (11)
- Had her first career start against Florida State, scoring a season-high 14 points
- Scored 12 points on 5-of-7 shooting at North Carolina

## HIGH SCHOOL

- Morris County's all-time leading scorer with 2,286 points and a 21.2 ppg average at Randolph High
- Also holds Randolph High career records for rebounds (900), assists (450) and blocks (225)
- In her senior season, led the state in scoring with 810 points
- Was also a three-time MVP for the track team, holding the school record in the triple jump (38' 1 1/4")
- Played volleyball her freshman through junior seasons, breaking the school record for career kills with 542

## PERSONAL

- Parents are Leslie-Ann Huland El and Rahim Huland El
- Father, Rahim, played college basketball at Vermont

## 2014-15 GAME-BY-GAME:

Opponent	GS	FG-FGA	3FG-3FGA	FT-FTA	Off-Def	Total Reb	PF	Points	A	TO	Blk	Stl	Min
OHIO STATE	2-7	1-3	0-0	0-1	1	4	5	1	2	2	0	13	
RADFORD	2-11	0-7	3-5	1-4	5	4	7	1	0	0	1	19	
at Xavier	2-4	0-2	0-0	0-2	2	0	4	0	2	0	2	10	
AUBURN	1-7	0-1	0-0	1-1	2	2	2	1	3	1	1	22	
at Toledo	1-4	1-4	0-0	1-1	2	0	3	0	1	0	0	15	
at FIU	3-6	2-3	0-0	1-2	3	2	8	1	1	0	1	19	
at Illinois	1-5	0-2	1-2	2-1	3	3	3	0	2	0	1	15	
DELAWARE ST	5-12	0-5	0-0	2-1	3	0	10	2	0	1	0	21	
LONGWOOD	5-9	1-3	0-1	0-2	2	1	11	4	0	2	4	21	
SAINT MARYS	2-9	1-5	0-0	0-0	0	2	5	1	1	0	1	16	
HOWARD	0-3	0-2	2-2	0-0	0	1	2	0	5	0	3	16	
DAVIDSON	2-7	1-4	2-2	0-1	1	0	7	1	0	1	2	19	
DREXEL	1-4	0-3	2-2	0-2	2	2	4	4	2	0	0	15	
at Virginia Tech	4-9	2-4	0-0	1-1	2	3	10	1	1	0	0	20	
WAKE FOREST	4-11	2-7	2-2	2-1	3	3	12	1	1	0	1	24	
at Syracuse	3-8	1-4	0-0	1-1	2	2	7	3	3	1	2	27	
BC	0-3	0-2	0-1	0-2	2	3	0	0	2	1	0	12	
at Louisville	0-1	0-0	1-2	0-0	0	2	1	0	0	0	0	5	
at Miami	0-1	0-0	0-0	0-1	1	2	0	0	1	0	0	7	
GEORGIA TECH	3-8	1-3	0-0	0-1	1	1	7	1	2	0	0	18	
NC STATE	1-4	1-2	2-2	0-1	1	0	5	0	3	1	0	17	
at Clemson	2-3	2-2	0-0	0-1	1	2	6	0	0	0	0	15	
at Notre Dame	0-2	0-1	0-0	1-0	1	3	0	1	0	0	0	6	
DUKE	1-8	1-3	2-2	3-2	5	3	5	1	3	0	0	24	
FLORIDA STATE *	5-9	1-4	3-3	0-2	2	3	14	1	0	0	0	31	
at Pitt	3-9	0-2	1-1	0-0	0	4	7	1	0	0	1	20	
VIRGINIA TECH	1-3	0-2	3-4	0-0	0	1	5	2	1	0	0	22	
at UNC	5-7	2-4	0-1	1-1	2	3	12	0	2	0	0	26	
LOUISVILLE	1-4	1-1	0-0	0-0	0	1	3	0	1	0	1	16	

## SINGLE GAME BESTS

### POINTS

Season: 14 vs Florida State (02/15/15)

Career:

### REBOUNDS

Season: 5 (2x) last vs Duke (02/12/15)

Career:

### FG MADE

Season: 5 (3x)

Career:

### FG ATTEMPTS

Season: 12 vs Delaware St (12/06/14)

Career:

### 3 PT FG MADE

Season: 2

Career:

### 3 PT FG ATTEMPTS

Season: 7 vs Radford (11/16/14)

Career:

### FT MADE

Season: 3

Career:

### FT ATTEMPTS

Season: 5 vs Radford (11/16/14)

Career:

### ASSISTS

Season: 4 (2x) last vs Drexel (12/29/14)

Career:

### BLOCKS

Season: 2 (2x)

Career:

### STEALS

Season: 4 vs Longwood (12/16/14)

Career:

## CAREER STATISTICS

Year	G-GS	Min/Avg	FG-FGA	Pct.	3FG-A	Pct.	FT-FTA	Pct.	O-D	T	Avg.	Pf-DQ	Ast	TO	Blk	St	Pts	Avg
2014-15	29-1	51/17.6	60-178	.337	21-85	.247	24-32	.750	17-32	49	1.7	57-0	28	39	10	21	165	5.7

# SARAH IMOVBIQH #42

Senior • Center • 6-2 • Abuja, Nigeria • St. Anne's-Belfield (Va.)



## 2014-15 SEASON

- Has led the ACC in rebounding almost the entire season, currently ranked first, averaging 11.0 per game
- Led the nation in offensive rebounds per game much of the year, currently ranked second in the ACC with 4.0 per game.
- 12 double-doubles this season, currently ranked second in the ACC
- Is 8 points shy of becoming the 30th member of Virginia's 1,000 point club
- Also is 4 rebounds away of entering Virginia top-10 in career rebounding
- Set the Virginia program record for rebounds in a single game with 24 in the season-opener against Ohio State (10 offensive, 14 defensive)
- Also scored 18 points against the Buckeyes, going 7-of-10 from the field
- ACC Player of the Week (Nov. 17)
- Scored a season-high 25 points, going 11-of-14 from the field, while also adding 15 rebounds against Longwood
- Named to the Cavalier Classic All-Tournament Team after scoring 21 points with 19 rebounds against Davidson and scoring 19 points with nine rebounds against Drexel
- Scored 18 points with 18 rebounds at Pitt

## AT A GLANCE

- Ranked sixth in the ACC in rebounding in 2013-14 at 8.2 per game, leading the Cavaliers. Also led the ACC in offensive rebounds at 4.0 per game and was eighth in the ACC in field goal percentage (54.5 percent)
- Finished the 2013-14 season with a 27-point, 10-rebound performance against Georgia Tech in the second round of the ACC Tournament, going 9-of-11 from the field and 9-of-10 from the free throw line
- Was ruled ineligible to compete and practice by the NCAA during her first year (2011-12)
- NCAA rules state she will earn that fourth year back if she earns 80% of her degree by her fifth year. When that does happen, she will play that fourth year as a graduate student in 2015-16
- 2011 Parade Magazine All-American High School Girls Basketball Team

## 2014-15 GAME-BY-GAME:

Opponent	GS	FG-FGA	3FG-3FGA	FT-FTA	Off-Def	Total Reb	PF	Points	A	TO	Blk	Stl	Min
OHIO STATE	*	7-10	0-0	4-6	10-14	24	1	18	0	2	3	0	32
RADFORD	*	6-10	0-0	2-3	5-4	9	3	14	0	0	0	1	20
at Xavier	*	9-14	0-0	0-1	7-6	13	2	18	1	1	0	1	35
AUBURN	*	7-9	0-0	7-8	6-7	13	0	21	2	2	0	4	28
vs Toledo	*	3-7	0-0	3-5	5-4	9	3	9	2	2	0	0	31
at FIU	*	8-12	0-0	0-1	2-8	10	4	16	1	1	0	5	25
at Illinois	*	2-4	0-0	6-11	4-4	8	4	10	0	1	2	0	23
DELAWARE ST*	*	4-9	0-0	2-5	6-3	9	3	10	1	0	1	1	18
LONGWOOD	*	11-14	0-0	3-8	8-7	15	0	25	0	1	0	1	27
SAINT MARYS	*	2-6	0-0	2-3	3-2	5	2	6	0	3	0	0	26
HOWARD	*	9-11	0-0	3-7	3-7	10	2	21	0	4	0	3	30
DAVIDSON	*	8-13	0-0	5-7	12-7	19	3	21	1	4	0	2	33
DREXEL	*	7-9	0-0	5-8	5-4	9	2	19	3	3	0	3	32
at Virginia Tech	*	3-5	0-0	3-8	5-6	11	3	9	1	1	0	1	24
WAKE FOREST*	*	3-5	0-0	2-5	1-6	7	4	8	1	3	0	1	25
at Syracuse	*	6-15	0-0	2-5	7-2	9	3	14	1	3	0	0	32
BC	*	4-7	0-0	2-2	3-8	11	4	10	2	3	0	1	31
at Louisville	*	5-10	0-0	1-3	3-12	15	4	11	0	2	2	1	31
at Miami	*	3-5	0-0	8-12	3-5	8	2	14	2	1	1	1	35
GEORGIA TECH*	*	2-6	0-0	1-4	4-3	7	4	5	1	0	1	0	22
NC STATE	*	1-6	0-0	4-6	1-3	4	1	6	1	1	1	1	28
at Clemson	*	6-10	0-0	3-3	4-9	13	3	15	3	1	2	2	32
at Notre Dame	*	0-3	0-0	3-4	0-16	16	0	3	3	4	0	1	34
DUKE	*	6-10	0-0	2-2	2-6	8	3	14	1	2	0	0	35
FLORIDA STATE*	*	2-4	0-0	0-0	0-2	2	4	4	1	3	0	1	18
at Pitt	*	5-10	0-0	8-10	6-2	18	5	18	0	3	1	0	35
VIRGINIA TECH	*	2-4	0-0	1-2	1-6	7	4	5	0	1	0	1	24
at UNC	*	5-8	0-0	1-5	2-10	12	4	11	1	1	0	1	27
LOUISVILLE	*	7-7	0-0	8-13	3-14	17	3	22	0	5	0	0	34

## CAREER STATISTICS

Year	G-GS	Min/Avg	FG-FGA	Pct.	3FG-A	Pct.	FT-FTA	Pct.	O-D	T	Avg.	Pf-DQ	Ast	TO	Blk	St	Pts	Avg
2012-13	30-13	535/17.8	91-154	.591	0-0	.000	73-106	.689	85-120	205	6.8	81-2	11	56	13	13	255	8.5
2013-14	31-30	740/23.9	144-260	.554	0-1	.000	94-168	.560	125-129	254	8.2	100-3	8	53	4	22	382	12.3
2014-15	29-29	827/28.5	143-243	.588	0-0	.000	91-157	.580	121-197	318	11.0	80-1	29	59	13	34	377	13.0
TOTAL	90-72	2102/23.4	378-657	.575	0-1	.000	258-431	.599	331-446	777	8.6	261-6	48	168	30	69	1014	11.3

## SINGLE GAME BESTS

### POINTS

Season: 25 vs Longwood (12/16/14)  
Career: 27 vs Georgia Tech (03/06/14)

### REBOUNDS

Season: 24 vs Ohio State (11/14/14)\*  
Career: 24 vs Ohio State (11/14/14)\*

### FG MADE

Season: 11 vs Longwood (12/16/14)  
Career: 11 vs Longwood (12/16/14)

### FG ATTEMPTS

Season: 15 at Syracuse (1/11/15)  
Career: 17 vs KState (11/29/13)

### 3 PT FG MADE

Season:  
Career: 1

### 3 PT FG ATTEMPTS

Season:  
Career: 4 at Florida State (03/02/14)

### FT MADE

Season: 8 (3x) last vs Louisville (03/01/15)  
Career: 9 (2x) last vs Georgia Tech (03/06/14)

### FT ATTEMPTS

Season: 13 vs Louisville (03/01/15)  
Career: 12 at Miami (01/21/15)

### FT PERCENTAGE

Season: 7-8 vs Auburn (11/23/14)  
Career: 8-8 vs Syracuse (11/24/12)

### ASSISTS

Season: 3 (2x) last at Clemson (2/01/15)  
Career: 4 (2x) last vs Miami (02/27/14)

### BLOCKS

Season: 3 vs Ohio State (11/14/14)  
Career: 4 at NC State (02/28/13)

### STEALS

Season: 5 at FIU (11/30/14)  
Career: 5 (2x) last at FIU (11/30/14)

### DOUBLE DOUBLES

Season: 13, last vs Louisville (03/01/15)  
Career: 27, last vs Louisville (03/01/15)

\*Denotes school record

# BREYANA MASON #12

Sophomore • Guard • 5-8 • Woodbridge, Va. • Forest Park



## 2014-15 SEASON

- Fourth in the ACC in assist-turnover ratio with 1.79 per game
- Seventh in the ACC in assists with 3.6 per game
- Scored a career-high 22 points in the season-opener against Ohio State, her first career 20-point game
- Went 8-of-11 from the field overall and 5-of-7 from 3pt range vs OSU, also dishing a career-high six assists
- Had seven assists with 2 turnovers against Delaware State, also scoring 16 pts
- Scored a team-high 16 points in the ACC opener at Virginia Tech, shooting 60.0 percent
- Had her second seven-assist game (with just one turnover) against BC
- Also 4-of-5 from three-point range for 12 points against BC
- Had eight assists at North Carolina

## 2013-14 SEASON

- Appeared in 30 games with 14 starts, averaging 3.5 points per game
- Had 37 assists and 20 steals

## AT A GLANCE

- 2012-13 Gatorade Virginia Player of the Year & Parade Magazine All-American
- Attended the same high school as Virginia alum Monica Wright, breaking Wright's career scoring record, putting up 1,979 points
- Factoring in the two years of middle school (seventh and eighth grade) in which she played varsity basketball, Mason scored 3,313 points in six prep seasons

## 2014-15 GAME-BY-GAME:

Opponent	GS	FG-FGA	3FG-3FGA	FT-FTA	Off-Def	Total Reb	PF	Points	A	TO	Blk	Stl	Min
OHIO STATE	*	8-11	5-7	1-2	0-0	0	2	22	6	2	0	0	26
RADFORD	*	4-8	0-0	3-5	0-3	3	1	11	5	0	0	1	31
at Xavier	*	3-10	0-0	0-0	0-2	2	3	6	6	2	0	0	25
AUBURN	*	4-6	0-0	0-0	0-2	2	1	8	4	2	0	0	32
vs Toledo	*	0-7	0-1	0-0	0-3	3	2	0	3	1	0	0	29
at FIU	*	5-10	0-1	1-1	0-0	0	1	11	2	1	0	0	31
at Illinois	*	2-8	0-2	2-2	1-3	4	0	6	3	3	0	0	36
DELAWARE ST*	*	5-9	1-2	5-5	1-2	3	1	16	7	2	0	3	29
LONGWOOD	*	2-3	0-1	6-6	1-2	3	1	10	4	1	0	3	26
SAINT MARYS	*	2-4	1-1	2-2	0-1	1	0	7	2	1	0	2	29
HOWARD	*	1-5	0-2	1-2	1-2	3	2	3	3	2	0	3	35
DAVIDSON	*	2-7	0-3	0-0	0-2	2	1	4	2	2	0	2	32
DREXEL	*	3-4	1-2	4-5	1-3	4	0	11	3	1	2	0	34
at Virginia Tech*	*	6-10	2-4	2-2	0-1	1	3	16	1	2	0	0	27
WAKE FOREST*	*	3-8	2-3	4-4	1-1	2	1	12	3	1	0	1	37
at Syracuse	*	0-8	0-1	2-2	1-3	4	1	2	2	4	0	2	32
BC	*	4-9	4-5	0-0	0-2	2	0	12	7	1	0	2	38
at Louisville	*	5-13	0-1	1-3	0-2	2	3	11	1	3	0	0	38
at Miami	*	4-11	1-2	2-3	1-3	4	1	11	4	2	0	1	39
GEORGIA TECH*	*	7-9	0-0	0-1	0-3	3	2	14	5	2	0	3	31
NC STATE	*	3-8	1-1	2-2	0-4	4	0	9	3	1	0	1	33
at Clemson	*	6-13	3-5	0-0	0-2	2	4	15	1	2	0	1	34
at Notre Dame*	*	4-13	0-1	1-2	0-2	2	1	9	3	1	0	1	38
DUKE	*	1-4	0-1	0-0	0-1	1	1	2	6	2	0	3	28
FLORIDA STATE*	*	2-7	1-4	1-1	0-3	3	1	6	3	4	0	3	39
at Pitt	*	4-11	0-0	2-2	0-4	4	3	10	2	2	0	2	42
VIRGINIA TECH*	*	2-6	1-3	4-5	0-5	5	0	9	2	3	0	2	29
at UNC	*	1-7	0-2	0-0	1-0	1	1	2	8	2	0	0	31
LOUISVILLE	*	3-7	2-3	3-3	1-1	2	2	11	3	6	0	2	33

## SINGLE GAME BESTS

### POINTS

Season: 22 vs Ohio State (11/14/14)  
 Career: 22 vs Ohio State (11/14/14)

### REBOUNDS

Season: 4 (4x) last vs NC State (1/29/15)  
 Career: 4

### FG MADE

Season: 8 vs Ohio State (11/14/14)  
 Career: 8 vs Ohio State (11/14/14)

### FG ATTEMPTS

Season: 13 (3x) last at Notre Dame (02/05/15)  
 Career: 13 (3x) last at Notre Dame (02/05/15)

### 3 PT FG MADE

Season: 5 vs Ohio State (11/14/14)  
 Career: 5 vs Ohio State (11/14/14)

### 3 PT FG ATTEMPTS

Season: 7 vs Ohio State (11/14/14)  
 Career: 7 vs Ohio State (11/14/14)

### FT MADE

Season: 6 vs Longwood (12/16/14)  
 Career: 6 vs Longwood (12/16/14)

### FT ATTEMPTS

Season: 6 vs Longwood (12/16/14)  
 Career: 6 vs Longwood (12/16/14)

### FT PERCENTAGE

Season: 6-6 vs Longwood (12/16/14)  
 Career: 6-6 vs Longwood (12/16/14)

### ASSISTS

Season: 8 at UNC (02/26/15)  
 Career: 8 at UNC (02/26/15)

### BLOCKS

Season: 2 vs Davidson (12/28/14)  
 Career: 2 vs Davidson (12/28/14)

### STEALS

Season: 3 (multiple)  
 Career: 3 last vs Georgia Tech (1/25/15)

### DOUBLE DOUBLES

Season:  
 Career:

## CAREER STATISTICS

Year	G-GS	Min/Avg	FG-FGA	Pct.	3FG-A	Pct.	FT-FTA	Pct.	O-D	T	Avg.	Pf-DQ	Ast	TO	Blk	St	Pts	Avg
2013-14	30-14	553/18.4	39-118	.331	9-19	.474	17-22	.773	10-32	42	1.4	32-0	37	43	0	20	104	3.5
2014-15	29-29	944/32.6	96-236	.407	25-58	.431	49-60	.817	10-62	72	2.5	39-0	104	58	2	38	266	9.2
TOTAL	59-43	1497/25.4	135-354	.381	34-77	.442	66-82	.805	20-94	114	1.9	71-0	141	101	2	58	370	6.3

# LAUREN MOSES

# #21



Freshman • Forward • 6-2 • Mount Holly, N.J. • Rancocas

## 2014-15 SEASON

- Thirteenth in the ACC in blocked shots with 1.10 per game
- Made her collegiate debut against Ohio State, starting the game, playing 20 minutes with four points and seven rebounds
- Had her first double-digit scoring game against Toledo, scoring 14 points with eight rebounds
- Led the team with 13 rebounds at Illinois, her first career double-digit rebounding effort
- Had her first career double-double at Clemson with 15 pts, 10 rebounds
- In the victory over Wake Forest, scored eight points, going 4-of-5 from the field, with seven rebounds, two steals, two assists and three blocked shots, including a crucial block in the final 20 seconds
- Nearly had her second career double-double with 11 points and 9 rebounds at North Carolina

## HIGH SCHOOL

- Led Rancocas Valley Regional High School to four-straight State Championship games and two state titles (2013, 2011)
- Scored 1,823 points in her high school career to become Rancocas Valley's all-time leading scorer in school history, breaking the previous mark set by UVA alum Demya Walker
- Ranked in the espnW 100 rankings at No. 17 in her position and No. 98 overall

## PERSONAL

- Brother, Dezman Moses, was an outside linebacker for the Green Bay packers

## 2014-15 GAME-BY-GAME:

Opponent	GS	FG-FGA	3FG-3FGA	FT-FTA	Off-Def	Total Reb	PF	Points	A	TO	Blk	Stl	Min
OHIO STATE	*	1-6	0-0	2-2	4-3	7	4	4	0	1	2	1	20
RADFORD	*	3-7	0-0	1-3	2-3	5	2	7	0	1	2	0	23
at Xavier	*	3-5	0-0	2-3	0-6	6	2	8	1	1	2	2	23
AUBURN	*	1-5	0-0	1-2	2-3	5	3	3	1	3	1	1	27
vs Toledo	*	6-10	0-0	2-4	5-3	8	4	14	0	2	0	0	25
at FIU	*	3-8	0-0	1-2	2-2	4	2	7	2	0	3	2	29
at Illinois	*	2-6	0-0	1-4	4-9	13	5	5	0	3	2	0	27
DELAWARE ST*	*	1-4	0-0	4-8	3-3	6	3	6	2	0	1	1	23
LONGWOOD	*	4-5	0-0	2-2	0-2	2	1	10	3	2	3	1	18
SAINT MARYS	*	2-4	0-0	0-1	1-3	4	4	4	0	1	0	0	15
HOWARD	*	0-2	0-0	5-6	2-4	6	2	5	2	1	1	1	24
DAVIDSON	*	2-7	1-4	2-2	0-1	1	0	7	1	0	1	2	19
DREXEL	*	1-7	0-0	0-2	1-2	3	3	2	0	2	2	1	19
at Virginia Tech*	*	2-7	0-0	1-2	4-4	8	3	5	3	2	0	1	32
WAKE FOREST*	*	4-5	0-0	0-0	3-4	7	3	8	2	2	3	2	33
at Syracuse	*	1-7	0-1	0-0	4-9	13	3	2	1	5	1	3	32
BC	*	0-3	0-0	0-0	3-2	5	1	0	1	2	0	0	18
at Louisville	*	2-3	0-0	0-0	2-7	9	5	4	0	1	1	0	20
at Miami	*	2-4	0-0	0-1	1-4	5	5	4	0	2	0	0	20
GEORGIA TECH*	*	2-6	0-0	0-0	2-4	6	2	4	1	4	1	0	29
NC STATE	*	2-4	0-0	2-2	2-5	7	1	6	0	4	2	1	22
at Clemson	*	6-10	0-0	3-6	6-4	10	3	15	3	0	2	2	29
at Notre Dame	*	4-7	0-0	0-0	1-2	3	5	8	1	2	0	1	17
DUKE	*	3-9	0-0	0-0	1-0	1	3	6	1	3	2	0	23
FLORIDA STATE*	*	2-5	0-0	1-1	0-0	0	4	5	1	2	0	0	19
at Pitt	*	2-5	0-0	0-2	0-4	4	4	4	0	2	1	0	28
VIRGINIA TECH*	*	4-5	0-0	5-6	1-1	2	2	13	0	2	0	2	20
at UNC	*	5-8	0-0	1-5	3-6	9	3	11	0	3	0	0	32
LOUISVILLE	*	1-3	0-0	0-0	1-3	4	4	2	0	1	0	1	13

## SINGLE GAME BESTS

### POINTS

Season: 15 at Clemson (2/01/15)

Career:

### REBOUNDS

Season: 13 (2x) last at Syracuse (01/11/15)

Career:

### FG MADE

Season: 6 (2x) last at Clemson (2/01/15)

Career:

### FG ATTEMPTS

Season: 10 (2x) last at Clemson (2/01/15)

Career:

### 3 PT FG MADE

Season:

Career:

### 3 PT FG ATTEMPTS

Season: 4 vs Davidson (12/28/14)

Career:

### FT MADE

Season: 5 (2x) last vs Virginia Tech (2/22/15)

Career:

### FT ATTEMPTS

Season: 8 vs Delaware State (12/6/14)

Career:

### ASSISTS

Season: 3 (multiple)

Career:

### BLOCKS

Season: 3 (3x)

Career:

### STEALS

Season: 3 at Syracuse (01/11/15)

Career:

### DOUBLE DOUBLES

Season: 1 at Clemson (02/01/15)

Career:

## CAREER STATISTICS

Year	G-GS	Min/Avg	FG-FGA	Pct.	3FG-A	Pct.	FT-FTA	Pct.	O-D	T	Avg.	Pf-DQ	Ast	TO	Blk	St	Pts	Avg
2014-15	29-28	672/23.2	70-165	.424	0-1	.000	34-64	.531	61-104	165	5.7	89-4	26	57	32	23	174	6.0

# FAITH RANDOLPH #20

Junior • Guard • 5-10 • Derwood, Md. • Our Lady of Good Counsel



## 2014-15 SEASON

- Second Team All-ACC
- Fifth in the ACC in scoring average (17.1), first in FT shooting % (90.3), ninth in 3-point field goals per game (1.89), and twelfth for field goals shooting % (41.4)
- 996 career points, vying to become the 31st member of UVa's 1000 Point Club
- 11 20-point games including three 25-point performances
- Opened the season with a 25-point performance against Ohio State, one point shy of her career high, taking 22 shots in the game
- Scored 26 points at Xavier, matching her career high. It also made her the 21st player in program history to record three or more 25-point games in UVa career
- Averaged 20.2 ppg in the first five games
- FIU Thanksgiving Classic All-Tournament Team; Cavalier Classic All-Tourney
- Went 8-of-8 from the free throw line in the final 69 seconds vs Saint Mary's, helping to seal the victory and giving her her 4th 20-pt game of the year
- Had back-to-back 20-point games for the first time in her career, scoring 26 in the next game against Howard
- Back-to-back-to-back 20-point games against Syracuse (24), BC (23) and Louisville (24)
- Back-to-back 20-point games to close out the regular season (24 at UNC and 23 vs Louisville)

## 2013-14 SEASON

- Voted the ACC Sixth Player of the Year, the 2nd-ever Cavalier to earn honor

## 2014-15 GAME-BY-GAME:

Opponent	GS	FG-FGA	3FG-3FGA	FT-FTA	Off-Def	Total Reb	PF	Points	A	TO	Blk	Stl	Min
OHIO STATE	*	9-22	3-7	4-5	1-5	6	3	25	5	1	0	3	36
RADFORD	*	5-11	1-3	0-0	0-4	4	2	11	0	0	0	2	28
at Xavier	*	8-14	2-2	8-8	1-3	4	2	26	0	3	0	3	35
AUBURN	*	6-13	3-4	3-4	0-5	5	3	18	0	2	2	2	33
vs Toledo	*	8-15	5-10	0-0	0-2	2	5	21	2	1	0	1	29
at FIU	*	6-12	0-3	4-5	0-1	1	1	16	1	0	0	1	30
at Illinois	*	5-17	1-5	5-5	0-2	2	2	16	3	5	0	0	27
DELAWARE ST*	*	6-12	2-3	1-2	0-1	1	2	15	1	2	0	0	25
LONGWOOD	*	6-14	0-4	2-2	0-2	2	1	14	1	0	0	3	26
SAINT MARYS	*	5-13	2-5	8-8	0-5	5	4	20	4	2	1	3	36
HOWARD	*	10-20	3-6	3-4	1-6	7	2	26	3	2	1	3	32
DAVIDSON	*	4-19	3-11	4-4	0-1	1	2	15	2	3	1	1	33
DREXEL	*	3-10	2-6	4-4	0-3	3	4	12	1	4	0	1	31
at Virginia Tech*	*	3-11	1-5	2-3	1-4	5	0	9	4	2	0	2	33
WAKE FOREST*	*	4-15	1-4	2-2	4-3	7	4	11	1	3	0	1	24
at Syracuse	*	10-22	3-10	1-1	1-1	2	0	24	2	1	0	0	38
BC	*	7-16	4-6	5-6	2-4	6	1	23	1	1	1	1	33
at Louisville	*	11-22	1-7	1-1	1-4	5	3	24	3	1	0	0	37
at Miami	*	5-15	2-4	2-2	0-3	3	4	14	3	4	0	2	36
GEORGIA TECH*	*	10-20	1-5	2-2	2-5	7	3	23	2	1	0	1	36
NC STATE	*	6-12	3-5	2-2	0-8	8	3	17	5	3	0	0	35
at Clemson	*	2-12	1-4	3-4	0-1	1	2	8	2	2	0	1	30
at Notre Dame*	*	7-13	1-2	1-1	1-2	3	3	16	1	1	0	3	32
DUKE	*	2-8	0-3	0-0	3-2	5	0	4	1	3	0	1	16
FLORIDA STATE		INJ											
at Pitt	*	3-16	1-4	0-0	1-0	1	4	7	1	4	0	3	32
VIRGINIA TECH*	*	6-14	1-4	4-4	1-3	4	3	17	2	1	0	0	36
at UNC	*	8-13	4-5	4-5	0-2	2	3	24	5	5	0	2	32
LOUISVILLE	*	6-12	2-3	9-9	0-3	3	4	23	8	2	0	1	35

## SINGLE GAME BESTS

### POINTS

Season: 26 (2x) last vs Howard (12/21/14)  
 Career: 26 (3x) last vs Howard (12/21/14)

### REBOUNDS

Season: 8 vs NC State (01/29/15)  
 Career: 8 (2x) last vs NC State (01/29/15)

### FG MADE

Season: 11 at Louisville (01/18/15)  
 Career: 11 at Louisville (01/18/15)

### FG ATTEMPTS

Season: 22 (3x) last at Louisville (01/18/15)  
 Career: 22 (3x) last at Louisville (01/18/15)

### 3 PT FG MADE

Season: 5 vs Toledo (11/28/14)  
 Career: 5 vs Toledo (11/28/14)

### 3 PT FG ATTEMPTS

Season: 11 vs Davidson (12/28/14)  
 Career: 11 vs Davidson (12/28/14)

### FT MADE

Season: 9 vs Louisville (03/01/15)  
 Career: 10 vs. High Point (11/11/13)

### FT ATTEMPTS

Season: 9 vs Louisville (03/01/15)  
 Career: 11 vs. High Point (11/11/13)

### FT PERCENTAGE

Season: 9-9 vs Louisville (03/01/15)  
 Career: 9-9 at UNC (2/20/14)

### ASSISTS

Season: 8 vs Louisville (03/01/15)  
 Career: 8 vs Louisville (03/01/15)

### BLOCKS

Season: 1  
 Career: 1

### STEALS

Season: 3  
 Career: 3 (multiple)

### DOUBLE-DOUBLES

Season:  
 Career:

## CAREER STATISTICS

Year	G-GS	Min/Avg	FG-FGA	Pct.	3FG-A	Pct.	FT-FTA	Pct.	O-D	T	Avg.	Pf-DQ	Ast	TO	Blk	St	Pts	Avg
2012-13	30-7	624/20.8	49-186	.263	13-66	.197	39-47	.830	13-36	49	1.6	22-0	26	47	2	18	150	5.0
2013-14	31-4	704/22.7	137-330	.415	25-88	.284	68-89	.764	45-52	97	3.1	67-1	44	56	1	43	367	11.8
2014-15	28-28	886/31.6	171-413	.414	53-140	.379	84-93	.903	20-85	105	3.8	70-1	64	59	6	414	79	17.1
TOTAL	89-39	2214/24.9	357-929	.384	91-294	.310	191-229	.834	78-173	251	2.8	159-2	134	162	9	102	996	11.2

# TIFFANY SUAREZ #13

Sophomore • Guard • 5-11 • Miami, Fla. • Our Lady of Lourdes



## 2014-15 SEASON

- Scores six points against Radford, going 4-of-4 from the free throw line
- Had three blocked shots while also scoring eight points against Longwood
- Played 17 quality minutes against Duke, scoring five points with an assist and a steal

## 2013-14 SEASON

- Appeared in 26 games with five starts
- Averaged 2.9 points with 1.1 rebounds
- In her first collegiate games in her home state, scored 17 points at the FGCU Tournament, including logging her first double-digit scoring effort against FGCU with 13 points
- After scoring 16 points against Coppin State, going 7-of-10 from the field, earned her first career start against Princeton in the championship game of the Cavalier Classic
- Scored in each of the last four games to close out the season, including both ACC tournament games

## AT A GLANCE

- Dade County Girl's Basketball 8A Player of the Year
- Three-time All-State
- Two-time All-Dade County
- Ranked No. 74 overall by Blue Star and No. 31 at her position by ESPN Hoop Gurlz

## 2014-15 GAME-BY-GAME:

Opponent	GS	FG-FGA	3FG-3FGA	FT-FTA	Off-Def	Total Reb	PF	Points	A	TO	Blk	Stl	Min
OHIO STATE	0-4	0-0	0-0	0-0	0-0	0	2	0	1	0	0	0	11
RADFORD	1-5	0-1	4-4	0-0	0	0	1	6	1	2	0	2	19
at Xavier	1-5	0-0	0-0	0-0	0	0	2	2	0	0	0	0	16
AUBURN	0-0	0-0	1-2	0-0	0	1	1	1	0	1	0	0	7
vs Toledo	0-3	0-0	0-0	1-1	2	1	0	1	1	1	0	0	10
at FIU	0-1	0-0	0-0	0-0	0	0	0	0	1	0	1	0	8
at Illinois	1-2	0-0	0-0	2-0	2	3	2	2	0	0	0	1	14
DELAWARE ST	1-4	0-0	2-2	0-1	1	2	4	2	1	0	0	0	14
LONGWOOD	4-7	0-1	0-0	0-1	1	2	8	1	0	3	0	0	17
SAINT MARYS	0-3	0-0	0-0	0-1	1	2	0	0	1	0	2	6	6
HOWARD	0-3	0-0	0-0	2-3	5	0	0	0	1	0	1	6	6
DAVIDSON	0-0	0-0	0-0	0-0	0	0	0	0	0	0	0	0	1
DREXEL	0-0	0-0	0-0	0-0	0	1	0	0	1	0	0	5	5
at Virginia Tech	0-2	0-0	0-0	0-0	0	2	0	0	1	0	0	9	9
WAKE FOREST	DNP												
at Syracuse	DNP												
BC	DNP												
at Louisville	0-0	0-0	0-0	0-0	0	0	0	0	0	0	0	0	3
at Miami	0-2	0-0	0-0	0-2	2	1	0	0	1	0	0	9	9
GEORGIA TECH	DNP												
NC STATE	1-1	0-0	0-0	0-0	0	0	2	0	1	0	0	5	5
at Clemson	0-1	0-0	0-0	0-0	0	0	0	2	0	0	0	0	11
at North Carolina	1-2	0-0	0-0	1-0	1	3	2	0	0	0	0	8	8
DUKE	2-4	0-0	1-4	0-0	0	0	5	1	2	0	1	17	17
FLORIDA STATE	1-4	0-0	0-0	0-2	2	0	2	0	3	0	0	12	12
at Pitt	1-1	0-0	0-0	0-1	1	0	2	0	0	1	0	7	7
VIRGINIA TECH	0-0	0-0	0-0	0-0	0	1	0	0	0	0	0	3	3
at UNC	DNP												
LOUISVILLE	DNP												

## CAREER STATISTICS

Year	G-GS	Min/Avg	FG-FGA	Pct.	3FG-A	Pct.	FT-FTA	Pct.	O-D	T	Avg.	Pf-DQ	Ast	TO	Blk	St	Pts	Avg
2013-14	26-5	318/12.2	28-93	.301	0-7	.000	19-25	.760	8-21	29	1.1	38-1	27	33	1	14	75	2.9
2014-15	23-0	218/9.5	14-54	.259	0-2	.000	8-12	.667	6-12	18	0.8	24-0	12	16	5	7	36	1.6
TOTAL	49-5	536/10.9	42-147	.286	0-9	.000	27-37	.730	14-33	47	1.0	62-1	39	49	6	21	111	2.3

## SINGLE GAME BESTS

### POINTS

Season: 8 vs Longwood (12/16/14)  
 Career: 16 vs. Coppin State (12/28/13)

### REBOUNDS

Season: 2  
 Career: 5 vs. Clemson (02/02/14)

### FG MADE

Season: 4 vs Longwood (12/16/14)  
 Career: 7 vs. Coppin State (12/28/13)

### FG ATTEMPTS

Season: 7 vs Longwood (12/16/14)  
 Career: 13 (2x) last at FGCU (12/21/13)

### 3 PT FG MADE

Season: --  
 Career: --

### 3 PT FG ATTEMPTS

Season:  
 Career: 3 vs. UMES (12/17/13)

### FT MADE

Season:  
 Career: 5 at FGCU (12/21/13)

### FT ATTEMPTS

Season:  
 Career: 5 at FGCU (12/21/13)

### ASSISTS

Season: 2  
 Career: 6 vs. Coppin State (12/28/13)

### BLOCKS

Season: 3 vs Longwood (12/16/14)  
 Career: 3 vs Longwood (12/16/14)

### STEALS

Season: 2 vs Radford (11/16/14)  
 Career: 3 (2x) last vs. Florida State (01/19/14)

### DOUBLE DOUBLES

Season:  
 Career:

# SYDNEY UMERI

# #44

Sophomore • Forward • 6-1 • Acworth, Ga. • The Lovett School



## 2014-15 SEASON

- Had eight rebounds at Xavier
- Had the second double-digit scoring game of her career at Illinois, also matching her career high with eight rebounds

## 2013-14 SEASON

- Appeared in all 31 games with 11 starts, averaging 18.0 minutes per game
- Averaged 2.8 points and 2.8 rebounds per game
- Made her collegiate debut at James Madison, starting the game
- Played 30 minutes, scoring four points in her debut
- Had her first double-digit scoring game at Liberty with 12 points
- Started the first 10 games of the season before coming off the bench at FGCU
- Scored six of her eight points at Wake Forest in a span of 1:42 during the second half

## AT A GLANCE

- Ranked No. 29 overall and as the No. 9 forward by ESPN HoopGurlz
- Won a gold medal with the 2011 USA Basketball's U16 team at the FIBA Americas Championship in Mérida, Mexico
- Helped lead The Lovett School to a 2012 Georgia Region 6AA championship
- 2013 McDonald's All-America nominee
- Also competed one season (2009) for The Lovett School track team in the long and triple jumps, 400 and 4x400 and 4x100 relays as well as being a middle blocker for two seasons on the volleyball team

## 2014-15 GAME-BY-GAME:

Opponent	GS	FG-FGA	3FG-3FGA	FT-FTA	Off-Def	Total Reb	PF	Points	A	TO	Blk	Stl	Min
OHIO STATE	1-1	0-0	0-0	0-0	0-3	3	1	2	0	0	0	0	16
RADFORD	2-3	0-0	0-0	0-0	0-1	1	4	4	1	0	2	1	16
at Xavier	1-1	0-0	0-0	0-0	3-5	8	2	2	1	3	1	0	18
AUBURN	0-0	0-0	0-0	0-0	0-0	0	1	0	0	0	0	0	8
vs Toledo	2-3	0-0	2-2	1-2	3	1	6	1	0	0	0	0	22
at FIU	2-4	0-0	0-0	0-0	0-0	0	2	4	0	2	1	0	19
at Illinois	4-7	0-0	2-2	3-5	8	1	10	0	1	0	0	0	25
DELRWARE ST	3-4	0-0	0-0	1-1	2	1	6	1	0	2	2	2	15
LONGWOOD	0-2	0-0	0-0	0-1	0-1	1	1	0	0	1	0	0	15
SAINT MARYS	3-3	0-0	0-0	0-3	3	2	6	2	0	0	0	0	27
HOWARD	2-3	0-0	0-0	1-4	5	0	4	2	2	2	0	0	16
DAVIDSON	1-3	0-0	0-0	0-3	3	3	2	1	2	1	1	1	24
DREXEL	0-2	0-0	2-2	1-0	1	0	2	0	1	0	0	0	13
at Virginia Tech	0-1	0-0	0-0	1-4	5	1	0	0	2	0	0	0	20
WAKE FOREST	0-1	0-0	0-0	0-1	1	2	0	1	4	0	1	1	15
at Syracuse	0-0	0-0	0-0	0-0	0	0	0	0	1	0	0	0	2
BC	1-3	0-0	0-0	2-0	2	0	2	0	0	0	0	0	16
at Louisville	1-1	0-0	0-0	0-2	2	4	2	0	0	2	0	0	25
at Miami	1-2	0-0	0-0	1-4	5	3	2	0	2	0	0	0	22
GEORGIA TECH	1-3	0-0	0-0	0-3	3	1	2	1	0	0	1	1	23
NC STATE	1-3	0-0	0-0	1-4	5	2	2	0	1	1	1	0	16
at Clemson	0-0	0-0	0-0	1-0	1	5	0	1	0	0	0	0	7
at Notre Dame	3-6	0-0	1-1	1-0	1	1	7	0	1	2	0	0	21
DUKE	0-0	0-0	0-0	0-1	1	0	0	1	1	0	1	1	11
FLORIDA STATE	2-3	0-0	3-4	2-3	5	4	7	2	2	2	1	1	34
at Pitt	1-4	0-0	2-2	2-5	7	1	4	0	1	0	0	0	23
VIRGINIA TECH	1-2	0-0	0-0	1-1	2	1	2	0	0	0	0	1	24
at UNC	0-1	0-0	0-0	0-3	3	0	0	0	1	0	0	0	20
LOUISVILLE	1-3	0-0	2-2	0-4	4	3	4	0	1	0	0	0	19

## CAREER STATISTICS

Year	G-GS	Min/Avg	FG-FGA	Pct.	3FG-A	Pct.	FT-FTA	Pct.	O-D	T	Avg.	Pf-DQ	Ast	TO	Blk	St	Pts	Avg
2013-14	31-11	557/18.0	32-93	.344	0-0	.000	22-33	.667	46-42	88	2.8	64-2	15	43	4	17	86	2.8
2014-15	29-0	532/18.3	34-69	.493	0-0	.000	14-16	.875	22-63	85	2.9	47-1	15	29	14	9	82	2.8
TOTAL	60-11	1089/18.2	66-162	.407	0-0	.000	36-49	.735	68-105	173	2.9	111-3	30	72	18	26	168	2.8

## SINGLE GAME BESTS

### POINTS

Season: 10 at Illinois (12/03/14)

Career: 12 at Liberty (11/19/13)

### REBOUNDS

Season: 8 (2x) last at Illinois (12/03/14)

Career: 8 (3x) last at Illinois (12/03/14)

### FG MADE

Season: 4 at Illinois (12/03/14)

Career: 4 (3x) at Illinois (12/03/14)

### FG ATTEMPTS

Season: 7 at Illinois (12/03/14)

Career: 7 at Illinois (12/03/14)

### 3 PT FG MADE

Season:

Career:

### 3 PT FG ATTEMPTS

Season: --

Career: --

### FT MADE

Season: 3 vs Florida State (02/15/15)

Career: 5 vs. UMES (12/17/13)

### FT ATTEMPTS

Season: 4 vs Florida State (02/15/15)

Career: 6 vs. UMES (12/17/13)

### ASSISTS

Season: 2 (multiple)

Career: 2

### BLOCKS

Season: 2 (multiple)

Career: 2 (multiple)

### STEALS

Season: 2 vs Delaware State (12/6/14)

Career: 2

### DOUBLE DOUBLES

Season:

Career:

# MIKAYLA VENSON

# #1



Freshman • Guard • 5-7 • Arlington, Va. • Yorktown High

## 2014-15 SEASON

- Second in the ACC in three-point shooting (40.0) and is eighth in made-threes (1.93 per game)
- Has four games this season in which she has made five or more threes in a game
- Has four 20-point games
- Started in her first career game against Ohio State, scoring 11 points with three assists and two steals in 35 minutes
- Had three double-digit scoring efforts in the first four games of her career
- Had a season-high five steals at FIU while also scoring 12 points on 5-of-7 shooting
- Had her first 20-point game, scoring 22 points on 8-of-10 shooting (5-of-7 from 3 pt range) against Delaware St
- After going 0-of-8 from the floor against Davidson, had her second-highest scoring performance of the year, putting up 16 points against Drexel
- Scored 21 points against Wake, scoring all 10 of UVa's points in the final 2:32 of their comeback win, including making two free throws in the final second that decided the game
- Had the best single-game three-point shooting efficiency in school history with a 6-for-6 performance in the win over NC State

## HIGH SCHOOL

- Played one season at Yorktown High School, averaging 14.3 points per game and 5.5 assists per game
- 2011 Virginia High School League National District Co-Player of the Year and

## 2014-15 GAME-BY-GAME:

Opponent	GS	FG-FGA	3FG-3FGA	FT-FTA	Off-Def	Total Reb	PF	Points	A	TO	Blk	Stl	Min
OHIO STATE	*	3-12	1-6	4-4	0-1	1	2	11	3	2	0	2	35
RADFORD	*	6-8	0-2	0-0	0-3	3	2	12	1	2	0	1	23
at Xavier	*	2-9	1-3	0-0	0-6	6	1	5	5	2	1	0	35
AUBURN	*	3-4	3-4	1-3	0-3	3	3	10	1	2	0	0	26
at Toledo	*	4-10	1-4	0-0	1-0	1	2	9	4	1	0	0	37
at FIU	*	5-7	0-1	2-2	0-2	2	3	12	2	2	0	5	32
at Illinois	*	4-7	3-5	0-0	0-0	0	1	11	1	2	0	0	30
DELAWARE ST*	*	8-10	5-7	1-1	0-2	2	3	22	2	3	1	2	32
LONGWOOD	*	5-11	1-3	0-0	0-1	1	3	11	4	1	0	2	30
SAINT MARYS	*	6-14	2-7	0-0	0-1	1	2	14	4	5	0	0	33
HOWARD	*	4-10	0-2	2-2	0-1	1	1	10	4	5	0	2	31
DAVIDSON	*	0-8	0-4	1-2	0-3	3	2	1	1	1	0	0	35
DREXEL	*	4-9	3-6	5-5	1-6	7	3	16	1	2	0	1	35
at Virginia Tech*	*	5-11	3-7	0-0	0-0	0	2	13	2	0	0	0	31
WAKE FOREST*	*	6-13	5-10	4-6	0-2	2	1	21	2	3	0	2	36
at Syracuse	*	3-6	3-6	0-0	0-1	1	2	9	3	3	0	2	32
BC	*	3-15	3-10	4-4	0-3	3	2	13	3	6	0	3	37
at Louisville	*	1-6	0-3	0-0	0-1	1	2	2	2	2	0	1	36
at Miami	*	4-8	2-4	1-2	0-1	1	4	11	2	2	0	0	29
GEORGIA TECH*	*	3-11	1-7	0-0	1-1	2	1	7	2	1	1	0	34
NC STATE	*	7-8	6-6	2-3	0-2	2	2	22	2	2	1	1	30
at Clemson	*	4-8	2-4	2-2	0-2	2	1	12	4	1	0	0	33
at Notre Dame	*	4-11	1-5	0-0	0-1	1	2	9	1	3	0	0	37
DUKE	*	3-7	1-3	0-0	0-1	1	1	7	1	5	0	2	32
FLORIDA STATE*	*	5-9	5-9	0-0	0-3	3	2	15	2	5	0	2	37
at Pitt	*	4-10	0-3	3-4	0-1	1	4	11	2	6	0	1	35
VIRGINIA TECH*	*	6-10	2-4	8-8	0-3	3	1	22	3	4	0	4	35
at UNC	*	4-11	1-4	1-1	0-4	4	1	10	1	5	0	0	31
LOUISVILLE	*	2-5	1-1	5-6	0-4	4	4	10	2	4	0	0	36

## SINGLE GAME BESTS

### POINTS

Season: 22 (3x) last vs Virginia Tech (2/22/15)  
Career:

### REBOUNDS

Season: 7 vs Drexel (12/29/14)  
Career:

### FG MADE

Season: 8 vs Delaware St (12/06/14)  
Career:

### FG ATTEMPTS

Season: 15 vs BC (01/15/15)  
Career:

### 3 PT FG MADE

Season: 6 vs NC State (01/29/15)  
Career:

### 3 PT FG ATTEMPTS

Season: 10 (2x) last vs BC (01/15/15)  
Career:

### 3 PT FG PERCENTAGE

Season: 6-6 vs NC State (01/29/15)\*  
Career:

### FT MADE

Season: 8 vs Virginia Tech (2/22/15)  
Career:

### FT ATTEMPTS

Season: 8 vs Virginia Tech (2/22/15)  
Career:

### FT PERCENTAGE

Season: 8-8 vs Virginia Tech (2/22/15)  
Career:

### ASSISTS

Season: 5 at Xavier (11/20/14)  
Career:

### BLOCKS

Season: 1 (multiple)  
Career:

### STEALS

Season: 5 at FIU (11/30/14)  
Career:

### DOUBLE DOUBLES

Season:  
Career:

\*Denotes school record

## CAREER STATISTICS

Year	G-GS	Min/Avg	FG-FGA	Pct.	3FG-A	Pct.	FT-FTA	Pct.	O-D	T	Avg.	Pf-DQ	Ast	TO	Blk	St	Pts	Avg
2014-15	29-29	955/32.9	118-268	.440	56-140	.400	46-55	.836	3-59	62	2.1	60-0	67	82	4	33	338	11.7



**2014-15 Virginia Women's Basketball  
Virginia Combined Team Statistics (as of Mar 01, 2015)  
All games**

<b>RECORD:</b>	<b>OVERALL</b>	<b>HOME</b>	<b>AWAY</b>	<b>NEUTRAL</b>
ALL GAMES	17-12	13-4	4-7	0-1
CONFERENCE	7-9	5-3	2-6	0-0
NON-CONFERENCE	10-3	8-1	2-1	0-1

#	Player	gp-gs	min	Total		3-Point		F-Throw		Rebounds				pf	dq	a	to	blk	stl	pts	avg			
				fg-fga	fg%	3fg-fga	3fg%	ft-fa	ft%	off	def	tot	avg											
20	Faith Randolph	28-28	886	31.6	171-413	.414	53-140	.379	84-93	.903	20	85	105	3.8	70	1	64	59	6	41	479	17.1		
42	Sarah Imovbioh	29-29	827	28.5	143-243	.588	0-0	.000	91-157	.580	121	197	318	11.0	80	1	29	59	13	34	377	13.0		
01	Mikayla Venson	29-29	955	32.9	118-268	.440	56-140	.400	46-55	.836	3	59	62	2.1	60	0	67	82	4	33	338	11.7		
12	Breyana Mason	29-29	944	32.6	96-236	.407	25-58	.431	49-60	.817	10	62	72	2.5	39	0	104	58	2	38	266	9.2		
21	Lauren Moses	29-28	672	23.2	70-165	.424	0-1	.000	34-64	.531	61	104	165	5.7	89	4	26	57	32	23	174	6.0		
23	Aliyah Huland El	29-1	511	17.6	60-178	.337	21-85	.247	24-32	.750	17	32	49	1.7	57	0	28	39	10	21	165	5.7		
44	Sydney Umeri	29-0	532	18.3	34-69	.493	0-0	.000	14-16	.875	22	63	85	2.9	47	1	15	29	14	9	82	2.8		
03	Sarah Beth Barnette	29-1	267	9.2	20-48	.417	10-31	.323	4-8	.500	19	40	59	2.0	37	0	15	16	6	8	54	1.9		
13	Tiffany Suarez	23-0	218	9.5	14-54	.259	0-2	.000	8-12	.667	6	12	18	0.8	24	0	12	16	5	7	36	1.6		
02	JaeLisa Allen	4-0	13	3.3	1-3	.333	0-0	.000	0-0	.000	0	2	2	0.5	3	0	0	0	0	0	2	0.5		
Team											57	66	123											
Total.....		29	5825		727-1677	.434	165-457	.361	354-497	.712	336	722	1058	36.5	506	7	360	423	92	214	1973	68.0		
Opponents.....		29	5825		685-1691	.405	155-545	.284	323-472	.684	353	688	1041	35.9	505	-	411	450	95	197	1848	63.7		

<b>TEAM STATISTICS</b>	<b>VA</b>	<b>OPP</b>	<b>Date</b>	<b>Opponent</b>	<b>Score</b>	<b>Att.</b>
SCORING	1973	1848	11/14/14	OHIO STATE	w 87-82	3358
Points per game	68.0	63.7	11/16/14	RADFORD	w 75-47	3172
Scoring margin	+4.3	-	11/20/14	at Xavier	w 71-62	714
FIELD GOALS-ATT	727-1677	685-1691	11/23/14	AUBURN	w 66-51	3526
Field goal pct	.434	.405	11/28/14	vs Toledo	L 62-64	436
3 POINT FG-ATT	165-457	155-545	11/30/14	at FIU	w 74-61	305
3-point FG pct	.361	.284	12/03/14	at Illinois	L 63-86	1253
3-pt FG made per game	5.7	5.3	12/06/14	DELAWARE STATE	w 100-62	2998
FREE THROWS-ATT	354-497	323-472	12/16/14	LONGWOOD	w 91-49	2841
Free throw pct	.712	.684	12/19/14	SAINT MARY'S	w 62-49	2950
F-Throws made per game	12.2	11.1	12/21/14	HOWARD	w 74-53	3014
REBOUNDS	1058	1041	12/28/14	DAVIDSON	L 57-67	3392
Rebounds per game	36.5	35.9	12/29/14	DREXEL	w 72-66	3031
Rebounding margin	+0.6	-	* 01/04/15	at Virginia Tech	w 62-47	1225
ASSISTS	360	411	* 01/08/15	WAKE FOREST	w 72-70	3034
Assists per game	12.4	14.2	* 01/11/15	at Syracuse	L 58-70	708
TURNOVERS	423	450	* 01/15/15	BOSTON COLLEGE	w 68-56	3397
Turnovers per game	14.6	15.5	* 1/18/15	at LOUISVILLE	L 55-67	11322
Turnover margin	+0.9	-	* 01/21/15	at MIAMI	L 58-67	1406
Assist/turnover ratio	0.9	0.9	* 01/25/15	GEORGIA TECH	L 62-68	3975
STEALS	214	197	* 01/29/15	NC STATE	w 71-63	3092
Steals per game	7.4	6.8	* 02/01/15	at Clemson	w 77-72	902
BLOCKS	92	95	* 02/05/15	at Notre Dame	L 54-75	8738
Blocks per game	3.2	3.3	* 02/12/15	DUKE	L 45-71	3333
ATTENDANCE	56671	30733	* 02/15/15	FLORIDA STATE	L 56-65	4042
Home games-Avg/Game	17-3334	11-2754	* 02/19/15	at PITT	Lot 63-68	736
Neutral site-Avg/Game	-	1-436	* 02/22/15	VIRGINIA TECH	w 73-59	3772
			* 02/26/15	at North Carolina	L 70-72	2988
			* 03/01/15	LOUISVILLE	w 75-59	3744
<b>Score by Periods</b>	<b>1st</b>	<b>2nd</b>	<b>OT</b>	<b>Totals</b>		
Virginia	953	1015	5	1973		
Opponents	875	963	10	1848		

\* - Conference game

**2014-15 Virginia Women's Basketball  
Virginia Combined Team Statistics (as of Mar 01, 2015)  
Conference games**

<b>RECORD:</b>	<b>OVERALL</b>	<b>HOME</b>	<b>AWAY</b>	<b>NEUTRAL</b>
ALL GAMES	7-9	5-3	2-6	0-0
CONFERENCE	7-9	5-3	2-6	0-0
NON-CONFERENCE	0-0	0-0	0-0	0-0

#	Player	gp-gs	min	avg	Total		3-Point		F-Throw		Rebounds				pf	dq	a	to	blk	stl	pts	avg
					fg-fga	fg%	3fg-fga	3fg%	ft-fa	ft%	off	def	tot	avg								
20	Faith Randolph	15-15	485	32.3	90-221	.407	26-71	.366	38-42	.905	17	45	62	4.1	37	0	41	34	1	18	244	16.3
01	Mikayla Venson	16-16	541	33.8	64-149	.430	36-86	.419	30-36	.833	1	30	31	1.9	32	0	34	52	2	18	194	12.1
42	Sarah Imovbioh	16-16	467	29.2	60-115	.522	0-0	.000	49-84	.583	45	120	165	10.3	51	1	18	35	7	13	169	10.6
12	Breyana Mason	16-16	549	34.3	55-144	.382	17-36	.472	24-30	.800	5	37	42	2.6	24	0	54	38	0	24	151	9.4
21	Lauren Moses	16-15	387	24.2	42-91	.462	0-1	.000	13-25	.520	34	59	93	5.8	51	3	14	37	13	13	97	6.1
23	Aliyah Huland El	16-1	290	18.1	33-90	.367	14-41	.341	14-18	.778	9	14	23	1.4	36	0	12	20	3	5	94	5.9
44	Sydney Umeri	16-0	298	18.6	13-33	.394	0-0	.000	8-9	.889	12	35	47	2.9	28	1	6	17	7	5	34	2.1
03	Sarah Beth Barnette	16-1	124	7.8	8-23	.348	5-16	.313	2-3	.667	4	16	20	1.3	18	0	4	9	4	5	23	1.4
13	Tiffany Suarez	10-0	84	8.4	6-17	.353	0-0	.000	1-4	.250	1	5	6	0.6	7	0	3	8	1	1	13	1.3
02	Jae'Lisa Allen	1-0	0	0.0	0-0	.000	0-0	.000	0-0	.000	0	0	0	0.0	0	0	0	0	0	0	0	0.0
Team											26	37	63				7					
Total.....		16	3225		371-883	.420	98-251	.390	179-251	.713	154	398	552	34.5	284	5	186	257	38	102	1019	63.7
Opponents.....		16	3225		396-946	.419	73-284	.257	184-275	.669	200	391	591	36.9	266	-	247	231	60	125	1049	65.6

<b>TEAM STATISTICS</b>	<b>VA</b>	<b>OPP</b>	<b>Date</b>	<b>Opponent</b>	<b>Score</b>	<b>Att.</b>
SCORING	1019	1049	* 01/04/15	at Virginia Tech	W 62-47	1225
Points per game	63.7	65.6	* 01/08/15	WAKE FOREST	W 72-70	3034
Scoring margin	-1.9	-	* 01/11/15	at Syracuse	L 58-70	708
FIELD GOALS-ATT	371-883	396-946	* 01/15/15	BOSTON COLLEGE	W 68-56	3397
Field goal pct	.420	.419	* 1/18/15	at LOUISVILLE	L 55-67	11322
3 POINT FG-ATT	98-251	73-284	* 01/21/15	at MIAMI	L 58-67	1406
3-point FG pct	.390	.257	* 01/25/15	GEORGIA TECH	L 62-68	3975
3-pt FG made per game	6.1	4.6	* 01/29/15	NC STATE	W 71-63	3092
FREE THROWS-ATT	179-251	184-275	* 02/01/15	at Clemson	W 77-72	902
Free throw pct	.713	.669	* 02/05/15	at Notre Dame	L 54-75	8738
F-Throws made per game	11.2	11.5	* 02/12/15	DUKE	L 45-71	3333
REBOUNDS	552	591	* 02/15/15	FLORIDA STATE	L 56-65	4042
Rebounds per game	34.5	36.9	* 02/19/15	at PITT	Lot 63-68	736
Rebounding margin	-2.4	-	* 02/22/15	VIRGINIA TECH	W 73-59	3772
ASSISTS	186	247	* 02/26/15	at North Carolina	L 70-72	2988
Assists per game	11.6	15.4	* 03/01/15	LOUISVILLE	W 75-59	3744
TURNOVERS	257	231				
Turnovers per game	16.1	14.4				
Turnover margin	-1.6	-				
Assist/turnover ratio	0.7	1.1				
STEALS	102	125				
Steals per game	6.4	7.8				
BLOCKS	38	60				
Blocks per game	2.4	3.8				
ATTENDANCE	28389	28025				
Home games-Avg/Game	8-3549	8-3503				
Neutral site-Avg/Game	-	0-0				

<b>Score by Periods</b>	<b>1st</b>	<b>2nd</b>	<b>OT</b>	<b>Totals</b>
Virginia	503	511	5	1019
Opponents	518	521	10	1049

\* - Conference game



















Official Basketball Box Score -- Game Totals -- Final Statistics
Florida State vs Virginia
02/15/15 1 p.m. at JPJ Arena, Charlottesville, Va.

Florida State 65 • 23-3, 10-2 ACC

Box score table for Florida State vs Virginia, listing players, FG-FGA, 3-PT, FT-FTA, Rebounds, PF, TP, A, TO, Blk, Stl, Min.

FG % 1st Half: 14-29 48.3% 2nd half: 10-24 41.7% Game: 24-53 45.3%
3FG % 1st Half: 5-13 38.5% 2nd half: 3-8 37.5% Game: 8-21 38.1%
FT % 1st Half: 3-5 60.0% 2nd half: 6-8 75.0% Game: 9-13 69.2%

Virginia 56 • 15-10, 5-7 ACC

Box score table for Virginia vs Pitt, listing players, FG-FGA, 3-PT, FT-FTA, Rebounds, PF, TP, A, TO, Blk, Stl, Min.

FG % 1st Half: 12-24 50.0% 2nd half: 8-19 42.1% Game: 20-43 46.5%
3FG % 1st Half: 6-10 60.0% 2nd half: 2-9 22.2% Game: 8-19 42.1%
FT % 1st Half: 1-1 100.0% 2nd half: 7-8 87.5% Game: 8-9 88.9%

Officials: Wesley Dean, Karen Preato, Jen Rezac
Technical fouls: Florida State-None. Virginia-None.
Attendance: 4042

Score by periods table for Florida State vs Virginia, showing 1st, 2nd, and Total scores.

Last FG - FS 2nd-01:23, VA 2nd-00:09.
Largest lead - FS by 12 1st-06:02, VA by 3 1st-19:34.
FS led for 37:01, VA led for 02:16. Game was tied for 00:43.

Score tied - 1 time.
Lead changed - 1 time.

Official Basketball Box Score -- Game Totals -- Final Statistics
Virginia vs Pitt
02/19/15 7:00 PM at Petersen Events Center, Pittsburgh, PA

Virginia 63 • (15-11, 5-8 ACC)

Box score table for Virginia vs Pitt, listing players, FG-FGA, 3-PT, FT-FTA, Rebounds, PF, TP, A, TO, Blk, Stl, Min.

FG % 1st Half: 11-29 37.9% 2nd half: 11-31 35.5% OT: 1-6 16.7% Game: 23-66 34.8% Deadball Rebounds 2
3FG % 1st Half: 1-3 33.3% 2nd half: 0-4 0.0% OT: 0-2 0.0% Game: 1-9 11.1%
FT % 1st Half: 7-7 100.0% 2nd half: 6-8 75.0% OT: 3-6 50.0% Game: 16-21 76.2%

Pitt 68 • (18-8, 8-5 ACC)

Box score table for Pitt vs Virginia, listing players, FG-FGA, 3-PT, FT-FTA, Rebounds, PF, TP, A, TO, Blk, Stl, Min.

FG % 1st Half: 8-24 33.3% 2nd half: 15-30 50.0% OT: 2-4 50.0% Game: 25-58 43.1% Deadball Rebounds 5,1
3FG % 1st Half: 1-8 12.5% 2nd half: 2-11 18.2% OT: 0-1 0.0% Game: 3-20 15.0%
FT % 1st Half: 3-5 60.0% 2nd half: 6-11 54.5% OT: 6-10 60.0% Game: 15-26 57.7%

Officials: Billy Smith (R), Dan Outlaw, Rachelle Jones
Technical fouls: Virginia-None. Pitt-None.
Attendance: 736

Score by periods table for Pitt vs Virginia, showing 1st, 2nd, OT, and Total scores.

Last FG - VA OT-00:13, UP OT-02:51.
Largest lead - VA by 12 1st-00:43, UP by 6 OT-00:19.
VA led for 39:17, UP led for 02:51. Game was tied for 02:52.

Score tied - 2 times.
Lead changed - 1 time.

Official Basketball Box Score -- Game Totals -- Final Statistics
Virginia Tech vs Virginia
02/22/15 1 p.m. at JPJ Arena, Charlottesville, Va.

Virginia Tech 59 • 10-18, 1-14 ACC

Box score table for Virginia Tech vs Virginia, listing players, FG-FGA, 3-PT, FT-FTA, Rebounds, PF, TP, A, TO, Blk, Stl, Min.

FG % 1st Half: 10-26 38.5% 2nd half: 11-27 40.7% Game: 21-53 39.6%
3FG % 1st Half: 3-11 27.3% 2nd half: 3-11 27.3% Game: 6-22 27.3%
FT % 1st Half: 8-12 66.7% 2nd half: 3-3 100.0% Game: 11-15 73.3%

Virginia 73 • 16-11, 6-8 ACC

Box score table for Virginia vs Virginia Tech, listing players, FG-FGA, 3-PT, FT-FTA, Rebounds, PF, TP, A, TO, Blk, Stl, Min.

FG % 1st Half: 8-19 42.1% 2nd half: 14-25 56.0% Game: 22-44 50.0%
3FG % 1st Half: 4-10 40.0% 2nd half: 0-3 0.0% Game: 4-13 30.8%
FT % 1st Half: 8-9 88.9% 2nd half: 17-20 85.0% Game: 25-29 86.2%

Officials: Susan Blanch, Maj Forsberg, Bob Enterline
Technical fouls: Virginia Tech-None. Virginia-None.
Attendance: 3772

Score by periods table for Virginia Tech vs Virginia, showing 1st, 2nd, and Total scores.

Last FG - VT 2nd-01:19, VA 2nd-02:21.
Largest lead - VT by 3 1st-11:55, VA by 14 2nd-00:34.
VT led for 11:35, VA led for 25:55. Game was tied for 02:29.

Score tied - 5 times.
Lead changed - 12 times.

Official Basketball Box Score -- Game Totals -- Final Statistics
Virginia vs North Carolina
02/26/15 7:00 PM at Carmichael Arena, Chapel Hill, NC

Virginia 70 • 16-12, 6-9 ACC

Box score table for Virginia vs North Carolina, listing players, FG-FGA, 3-PT, FT-FTA, Rebounds, PF, TP, A, TO, Blk, Stl, Min.

FG % 1st Half: 14-24 58.3% 2nd half: 14-31 45.2% Game: 28-55 50.9%
3FG % 1st Half: 4-8 50.0% 2nd half: 3-7 42.9% Game: 7-15 46.7%
FT % 1st Half: 1-4 25.0% 2nd half: 6-13 46.2% Game: 7-17 41.2%

North Carolina 72 • 23-6, 10-5 ACC

Box score table for North Carolina vs Virginia, listing players, FG-FGA, 3-PT, FT-FTA, Rebounds, PF, TP, A, TO, Blk, Stl, Min.

FG % 1st Half: 15-35 42.9% 2nd half: 15-36 41.7% Game: 30-71 42.3%
3FG % 1st Half: 1-8 12.5% 2nd half: 3-8 37.5% Game: 4-16 25.0%
FT % 1st Half: 4-5 80.0% 2nd half: 4-9 44.4% Game: 8-14 57.1%

Officials: Bryan Brunette, Carla Fountain, Tiara Cruse
Technical fouls: Virginia-None. North Carolina-None.
Attendance: 2988
Time of Game: 1:56

Score by periods table for North Carolina vs Virginia, showing 1st, 2nd, and Total scores.

Last FG - VA 2nd-00:21, NC 2nd-00:01.
Largest lead - VA by 12 1st-11:52, NC by 10 2nd-10:20.
VA led for 15:33, NC led for 22:52. Game was tied for 01:35.

Score tied - 5 times.
Lead changed - 7 times.

**Official Basketball Box Score -- Game Totals -- Final Statistics**  
**Louisville vs Virginia**  
**03/01/15 1 p.m. at JPJ Arena, Charlottesville, Va.**

**Louisville 59 • 24-5, 12-4 ACC**

#	Player	Total		3-Ptr		Rebounds			PF	TP	A	TO	Blk	Stl	Min
		FG-FGA	FG-FGA	FT-FTA	Off	Def	Tot								
00	HAMMOND, Sara	f	3-10	1-3	2-2	1	2	3	3	9	1	3	0	0	31
02	HINES-ALLEN, Myisha	f	3-5	0-0	1-1	1	1	2	2	7	0	1	1	1	18
04	MOORE, Mariya	f	2-12	2-10	2-2	1	1	2	3	8	4	1	0	4	33
03	VAILS, Sheronne	c	0-1	0-0	0-0	0	2	2	1	0	0	0	0	0	10
22	SCHIMMEL, Jude	g	3-10	1-6	0-2	0	1	1	3	7	6	1	0	2	35
11	CARTER, Arica		0-2	0-0	1-2	1	0	1	3	1	1	2	0	1	23
12	DYER, Shawnta'		4-8	0-0	4-5	1	5	6	4	12	1	0	0	0	21
21	SMITH, Bria		0-5	0-0	2-4	1	2	3	4	2	2	2	0	0	16
32	HENDERSON, Emmonni		5-7	0-0	3-3	2	3	5	5	13	0	3	0	1	13
Team						1	2	3							
Totals			20-60	4-19	15-21	9	19	28	28	59	15	13	1	9	200

FG % 1st Half: 11-23 47.8% 2nd half: 9-37 24.3% Game: 20-60 33.3% Deadball Rebounds 3  
 3FG % 1st Half: 3-8 37.5% 2nd half: 1-11 9.1% Game: 4-19 21.1%  
 FT % 1st Half: 6-7 85.7% 2nd half: 9-14 64.3% Game: 15-21 71.4%

**Virginia 75 • 17-12, 7-9 ACC**

#	Player	Total		3-Ptr		Rebounds			PF	TP	A	TO	Blk	Stl	Min
		FG-FGA	FG-FGA	FT-FTA	Off	Def	Tot								
03	Sarah Beth Barnette	f	0-0	0-0	0-0	0	2	2	0	0	1	0	0	0	14
42	Sarah Imovbioh	c	7-7	0-0	8-13	3	14	17	3	22	0	5	0	0	34
01	Mikayla Venson	g	2-5	1-1	5-6	0	4	4	4	10	2	4	0	0	36
12	Breyana Mason	g	3-7	2-3	3-3	1	1	2	2	11	3	6	0	2	33
20	Faith Randolph	g	6-12	2-3	9-9	0	3	3	4	23	8	2	0	1	35
21	Lauren Moses		1-3	0-0	0-0	1	3	4	4	2	0	1	0	1	13
23	Aliyah Huland El		1-4	1-1	0-0	0	0	0	1	3	0	1	0	1	16
44	Sydney Umeri		1-3	0-0	2-2	0	4	4	3	4	0	1	0	0	19
Team						0	3	3							
Totals			21-41	6-8	27-33	5	34	39	21	75	14	21	0	5	200

FG % 1st Half: 11-22 50.0% 2nd half: 10-19 52.6% Game: 21-41 51.2% Deadball Rebounds 2  
 3FG % 1st Half: 3-3 100.0 2nd half: 3-5 60.0% Game: 6-8 75.0%  
 FT % 1st Half: 7-8 87.5% 2nd half: 20-25 80.0% Game: 27-33 81.8%

Officials: Kathleen Lynch, Daryl Humphrey, Kevin Sparrock  
 Technical fouls: Louisville-None, Virginia-None.  
 Attendance: 3744  
 LOU: Henderson fouled out at 05:40 (II)

Score by periods	1st	2nd	Total
Louisville	31	28	59
Virginia	32	43	75

	Points	In Paint	Off T/O	2nd Chance	Fast Break	Bench
LOU	20	17	6	4	28	
VA	18	13	6	6	9	

Last FG - LOU 2nd-01:20, VA 2nd-01:34.  
 Largest lead - LOU by 4 1st-08:12, VA by 16 2nd-00:24.  
 LOU led for 06:38. VA led for 24:38. Game was tied for 08:44.

Score tied - 10 times.  
 Lead changed - 7 times.

# 2014-15 VIRGINIA SEASON RESULTS & LEADERS

<b>RECORD:</b>	<b>OVERALL</b>	<b>HOME</b>	<b>AWAY</b>	<b>NEUTRAL</b>
<b>ALL GAMES</b>	17-12	13-4	4-7	0-1
<b>CONFERENCE</b>	7-9	5-3	2-6	0-0
<b>NON-CONFERENCE</b>	10-3	8-1	2-1	0-1

Date	UVa. Rank	Opponent	Score	W/L	Rec.	ACC	Attend.	High Scorer	High Reb.	Opp. High Scr
11/14		OHIO STATE	87-82	W	1-0	0-0	3358	Randolph 25	Imovbioh 24	Mitchell 26
11/16		RADFORD	75-47	W	2-0	0-0	3172	Imovbioh 14	Imovbioh 9	White 14
11/20	NR/RV	at Xavier	71-62	W	3-0	0-0	714	Randolph 26	Imovbioh 13	Gaffney 15
11/23	NR/RV	AUBURN	66-51	W	4-0	0-0	3526	Imovbioh 21	Imovbioh 13	Montgomery 24
11/28	NR/RV	vs Toledo	64-62	L	4-1	0-0	436	Randolph 21	Imovbioh 9	Zanoguera 24
11/30	NR/RV	at FIU	74-61	W	5-1	0-0	305	FR/SI 16	Imovbioh 10	Pound 18
12/03		at Illinois	86-63	L	5-2	0-0	1253	Randolph 16	Moses 13	Grant 16
12/06		DELAWARE ST	100-62	W	6-2	0-0	2998	Venson 22	Barnette 11	Aldridge 17
12/16		LONGWOOD	91-49	W	7-2	0-0	2841	Imovbioh 25	Imovbioh 15	Williams 18
12/19		SAINT MARYS	62-49	W	8-2	0-0	2950	Randolph 20	FR/SI 5	HH/LN 16
12/21		HOWARD	74-53	W	9-2	0-0	3014	Randolph 26	Imovbioh 10	Brown 15
12/28		DAVIDSON	67-57	L	9-3	0-0	3392	Imovbioh 21	Imovbioh 19	Early 24
12/29		DREXEL	72-66	W	10-3	0-0	3031	Imovbioh 19	Imovbioh 9	Curran 15
01/04		at Virginia Tech	62-47	W	11-3	1-0	1225	Mason 16	Imovbioh 11	Camp 23
01/08		WAKE FOREST	72-70	W	12-3	2-0	3034	Venson 21	FR, LM, SI 7	Hamby 27
01/11		at No. 21 Syracuse	70-58	L	12-4	2-1	708	Randolph 24	Moses 13	Peterson 16
01/15		BOSTON COLLEGE	68-56	W	13-4	3-1	3397	Randolph 23	Imovbioh 11	Hughes 14
01/18		at No. 4 Louisville	67-57	L	13-5	3-2	11322	Randolph 24	Imovbioh 15	Hammond 20
01/21		at Miami	67-58	L	13-6	3-3	1406	FR/SI 14	Imovbioh 8	Thomas 18
01/25		GEORGIA TECH	68-62	L	13-7	3-4	3975	Randolp 23	SI/FR 7	Davis 31
01/29		NC STATE	71-63	W	14-7	4-4	3092	Venson 22	Randolph 8	Wilson 18
02/01		at Clemson	77-72	W	15-7	5-4	902	LM/SI/BM 15	Imovbioh 13	Lewis 19
02/05		at Notre Dame	75-54	L	15-8	5-5	8738	Randolph 16	Imovbioh 16	Turner 26
02/12		DUKE	71-45	L	15-9	5-6	3333	Imovbioh 14	Imovbioh 8	Greenwell 22
02/15		FLORIDA STATE	65-56	L	15-10	5-7	4042	Venson 15	Umeri 5	IS, AB 14
02/19		at Pitt	68-63	LOT	15-11	5-8	736	Imovbioh 18	Imovbioh 18	Kiesel 23
02/22		VIRGINIA TECH	73-59	W	16-11	6-8	3772	Venson 22	Imovbioh 7	Panousis 17
02/26		at North Carolina	72-70	L	16-12	6-9	2988	Randolph 24	Imovbioh 12	Mavunga 23
03/01		LOUISVILLE	75-59	W	17-12	7-9	3744	Randolph 23	Imovbioh 17	Henderson 13



### 2014-15 POINTS-REBS-ASSISTS

OPPONENT	ALLEN	BARNETTE	HULAND EL	IMOVBIOH	MASON
OHIO STATE	DNP	0-2-1	5-1-1	<b>18-24-0</b>	<b>22-0-6</b>
RADFORD	0-0-0	3-4-0	7-5-1	<b>14-9-0</b>	<b>11-3-5</b>
at Xavier	DNP	0-1-0	4-2-0	<b>18-13-1</b>	<b>6-2-6</b>
AUBURN	DNP	3-6-2	2-2-1	<b>21-13-2</b>	<b>8-2-4</b>
vs. Toledo	DNP	0-1-0	3-2-0	<b>9-9-2</b>	<b>0-3-3</b>
vs. FIU	DNP	0-0-0	8-3-1	<b>16-10-1</b>	<b>11-0-2</b>
at Illinois	DNP	0-0-0	3-3-0	<b>10-8-0</b>	<b>6-4-3</b>
DELAWARE ST	2-1-0	9-11-5	10-3-2	<b>10-9-1</b>	<b>16-3-7</b>
LONGWOOD	0-1-0	2-5-1	11-2-4	<b>25-15-0</b>	<b>10-3-4</b>
ST. MARY'S	DNP	0-4-0	5-0-1	<b>6-5-0</b>	<b>7-1-2</b>
HOWARD	DNP	3-1-0	2-0-0	<b>21-10-0</b>	<b>3-3-3</b>
DAVIDSON	DNP	5-2-0	7-1-1	<b>21-19-1</b>	<b>4-2-2</b>
DREXEL	DNP	6-2-2	4-2-4	<b>19-9-3</b>	<b>11-4-3</b>
at Virginia Tech	DNP	0-2-1	10-2-1	<b>9-11-1</b>	<b>16-1-1</b>
WAKE FOREST	DNP	0-1-0	12-3-1	<b>8-7-1</b>	<b>12-2-3</b>
at Syracuse	DNP	0-0-0	7-2-3	<b>14-9-1</b>	<b>2-4-2</b>
BOSTON COLLEGE	DNP	8-1-2	0-2-0	<b>10-11-2</b>	<b>12-2-7</b>
at Louisville	DNP	0-1-0	1-0-0	<b>11-15-0</b>	<b>11-2-1</b>
at Miami	DNP	2-0-0	0-1-0	<b>14-8-2</b>	<b>11-4-4</b>
GEORGIA TECH	DNP	0-2-0	7-1-1	<b>5-7-1</b>	<b>14-3-5</b>
NC STATE	DNP	2-3-0	5-1-0	<b>6-4-1</b>	<b>9-4-3</b>
at Clemson	DNP	6-2-0	6-1-0	<b>15-13-3</b>	<b>15-2-1</b>
at Notre Dame	DNP	0-0-0	0-1-1	<b>3-16-3</b>	<b>9-2-3</b>
DUKE	DNP	2-2-0	5-5-1	<b>14-8-1</b>	<b>2-1-6</b>
FLORIDA ST	DNP	3-1-0	<b>14-2-1</b>	<b>4-2-1</b>	<b>6-3-3</b>
at Pitt	DNP	0-2-0	7-0-1	<b>18-18-0</b>	<b>10-4-2</b>
VIRGINIA TECH	0-0-0	0-1-0	5-0-2	<b>5-7-0</b>	<b>9-5-2</b>
at UNC	DNP	0-0-0	12-2-0	<b>11-12-1</b>	<b>2-1-8</b>
LOUISVILLE	DNP	<b>0-2-1</b>	3-0-0	<b>22-17-0</b>	<b>11-2-3</b>

OPPONENT	MOSES	RANDOLPH	SUAREZ	UMERI	VENSON
OHIO STATE	<b>4-7-0</b>	<b>25-6-5</b>	0-0-1	2-3-0	<b>11-1-3</b>
RADFORD	<b>7-5-0</b>	<b>11-4-0</b>	6-0-1	4-1-1	<b>12-3-1</b>
at Xavier	<b>8-6-1</b>	<b>26-4-0</b>	2-0-0	2-8-1	<b>5-6-5</b>
AUBURN	<b>3-5-1</b>	<b>18-5-0</b>	1-0-0	0-0-0	<b>10-3-1</b>
vs. Toledo	<b>14-8-0</b>	<b>21-2-2</b>	0-2-1	6-3-1	<b>9-1-4</b>
vs. FIU	<b>7-4-2</b>	<b>16-1-1</b>	0-0-1	4-0-0	<b>12-2-2</b>
at Illinois	<b>5-13-0</b>	<b>16-2-3</b>	2-2-2	10-8-0	<b>11-0-1</b>
DELAWARE ST	<b>6-6-2</b>	<b>15-1-1</b>	4-1-2	6-2-1	<b>22-2-2</b>
LONGWOOD	<b>10-2-3</b>	<b>14-2-1</b>	8-1-1	0-1-0	<b>11-1-4</b>
ST. MARY'S	<b>4-4-0</b>	<b>20-5-4</b>	0-1-0	6-3-2	<b>14-1-4</b>
HOWARD	<b>5-6-2</b>	<b>26-7-3</b>	0-5-0	4-5-2	<b>10-1-4</b>
DAVIDSON	<b>2-3-1</b>	<b>15-1-2</b>	0-0-0	2-3-1	<b>1-3-1</b>
DREXEL	<b>2-3-0</b>	<b>21-3-1</b>	0-0-0	2-1-0	<b>16-7-1</b>
at Virginia Tech	<b>5-8-3</b>	<b>9-5-4</b>	0-0-0	0-5-0	<b>13-0-2</b>
WAKE FOREST	<b>8-7-2</b>	<b>11-7-1</b>	DNP	0-1-0	<b>21-2-2</b>
at Syracuse	<b>2-13-1</b>	<b>24-2-2</b>	DNP	0-0-0	<b>9-1-3</b>
BOSTON COLLEGE	<b>0-5-1</b>	<b>23-6-1</b>	DNP	2-2-0	<b>13-3-3</b>
at Louisville	<b>4-9-0</b>	<b>24-5-3</b>	0-0-0	2-2-0	<b>2-1-2</b>
at Miami	<b>4-5-0</b>	<b>14-3-3</b>	0-2-0	2-5-0	<b>11-1-2</b>
GEORGIA TECH	<b>4-6-1</b>	<b>23-7-2</b>	DNP	2-3-1	<b>7-2-2</b>
NC STATE	<b>6-7-0</b>	<b>17-8-5</b>	2-0-0	2-5-0	<b>22-2-2</b>
at Clemson	<b>15-10-3</b>	<b>8-1-2</b>	0-0-2	0-1-1	<b>12-2-4</b>
at Notre Dame	<b>8-3-1</b>	<b>16-3-1</b>	2-1-0	7-1-0	<b>9-1-1</b>
DUKE	<b>6-1-1</b>	<b>4-5-1</b>	5-0-1	0-1-1	<b>7-1-1</b>
FLORIDA ST	<b>5-0-1</b>	INJ	2-2-0	7-5-2	<b>15-3-2</b>
at Pitt	<b>4-4-0</b>	<b>7-1-1</b>	2-1-0	4-7-0	<b>11-1-2</b>
VIRGINIA TECH	<b>13-2-0</b>	<b>17-4-2</b>	0-0-0	2-2-0	<b>22-3-3</b>
at UNC	<b>11-9-0</b>	<b>24-2-5</b>	DNP	0-3-0	<b>10-4-1</b>
LOUISVILLE	2-4-0	<b>23-3-8</b>	DNP	4-4-0	<b>10-4-2</b>



## GAME-BY-GAME STAT COMPARISONS

	Field Goal %		3-Point FG %		Free Throw Pct.		Rebounds	Turnovers
	Virginia	Opponent	Virginia	Opponent	Virginia	Opponent	UVa-Opp	UVa-Opp
OHIO STATE	31-76 (.408)	29-74 (.392)	10-26 (.385)	11-30 (.367)	15-19 (.789)	13-16 (.813)	51-40 (+11)	10-9
RADFORD	30-66 (.455)	16-54 (.296)	2-14 (.143)	1-18 (.056)	13-20 (.650)	14-20 (.700)	38-43 (-5)	5-20
at Xavier	29-62 (.468)	22-62 (.355)	3-7 (.429)	8-25 (.320)	10-12 (.833)	10-13 (.769)	44-33 (+11)	15-13
AUBURN	23-46 (.500)	20-62 (.323)	7-10 (.700)	8-20 (.400)	13-20 (.650)	3-12 (.250)	39-32 (+7)	17-15
vs Toledo	24-60 (.400)	22-46 (.478)	7-20 (.350)	7-22 (.318)	7-11 (.636)	13-19 (.684)	35-30 (+5)	9-12
at FIU	32-62 (.516)	22-46 (.478)	2-10 (.200)	6-11 (.545)	8-11 (.727)	11-15 (.733)	21-36 (-15)	7-25
at Illinois	21-56 (.375)	33-60 (.550)	4-14 (.286)	8-21 (.381)	17-26 (.654)	12-21 (.571)	42-29 (+13)	18-11
DELAWARE ST	38-71 (.535)	21-58 (.362)	8-18 (.444)	6-14 (.429)	16-25 (.640)	14-16 (.875)	45-34 (+11)	8-17
LONGWOOD	38-68 (.559)	18-57 (.316)	2-13 (.154)	7-25 (.280)	13-20 (.650)	6-9 (.667)	38-33 (+5)	6-20
SAINT MARYS	22-56 (.393)	16-46 (.348)	6-18 (.333)	2-10 (.200)	12-14 (.857)	15-21 (.714)	28-38 (-10)	14-23
HOWARD	27-59 (.458)	21-71 (.296)	4-14 (.286)	2-28 (.071)	16-23 (.696)	9-11 (.818)	46-40 (+6)	25-24
DAVIDSON	20-64 (.313)	25-55 (.455)	5-23 (.217)	11-23 (.478)	12-15 (.800)	6-8 (.750)	41-37 (+4)	15-18
DREXEL	21-48 (.438)	24-54 (.444)	7-19 (.368)	5-14 (.357)	23-30 (.767)	13-16 (.813)	38-25 (+13)	17-12
at Va Tech	23-56 (.411)	15-52 (.288)	8-20 (.400)	3-15 (.200)	8-15 (.533)	14-20 (.700)	36-37 (-1)	11-15
WAKE	24-60 (.400)	30-58 (.517)	10-26 (.385)	2-12 (.167)	14-19 (.737)	8-15 (.533)	34-37 (-3)	17-20
at Syracuse	23-66 (.348)	26-55 (.473)	7-22 (.318)	12-27 (.444)	5-8 (.625)	6-8 (.750)	40-36 (+4)	22-21
BC	22-61 (.361)	23-56 (.411)	13-26 (.500)	3-15 (.200)	11-13 (.846)	7-9 (.778)	38-35 (+3)	16-17
at Louisville	25-56 (.446)	28-59 (.475)	1-11 (.091)	0-9 (.000)	4-9 (.444)	11-26 (.423)	35-39 (-4)	10-5
at Miami	19-49 (.388)	25-64 (.391)	5-11 (.455)	4-19 (.211)	15-23 (.652)	13-19 (.684)	35-40 (-5)	16-11
GEORGIA TECH	28-63 (.444)	26-65 (.400)	3-15 (.200)	2-15 (.133)	3-7 (.429)	14-14 (1.000)	35-40 (-5)	13-13
NC STATE	23-59 (.469)	26-66 (.394)	11-15 (.733)	6-26 (.230)	14-17 (.824)	5-7 (.714)	38-30 (+8)	16-10
at Clemson	28-63 (.444)	23-60 (.383)	10-19 (.526)	8-21 (.381)	11-15 (.733)	18-25 (.720)	34-45 (-11)	7-12
at Notre Dame	23-59 (.390)	28-57 (.491)	2-11 (.182)	2-8 (.250)	6-8 (.750)	17-26 (.654)	30-42 (-12)	14-12
DUKE	19-52 (.365)	26-59 (.441)	2-11 (.182)	6-19 (.316)	5-8 (.625)	13-17 (.765)	25-42 (-17)	22-19
FLORIDA STATE	20-43 (.465)	24-53 (.453)	8-19 (.421)	8-21 (.381)	8-9 (.889)	9-13 (.692)	21-33 (-12)	19-16
at Pitt	23-66 (.348)	25-58 (.431)	1-9 (.111)	3-20 (.150)	16-21 (.762)	15-26 (.577)	44-40 (+4)	18-18
VIRGINIA TECH	22-44 (.500)	21-53 (.396)	4-13 (.308)	6-22 (.273)	25-29 (.862)	11-15 (.733)	28-28 (E)	14-17
at UNC	28-55 (.509)	30-71 (.423)	7-15 (.467)	4-16 (.250)	7-17 (.412)	8-14 (.571)	40-39 (+1)	21-12
LOUISVILLE	21-41 (.512)	20-60 (.333)	6-8 (.750)	4-19 (.211)	27-33 (.818)	15-21 (.714)	39-28 (+11)	21-13



MISCELLANEOUS STATS

VIRGINIA

OPPONENT

Table with 2 columns: VIRGINIA and OPPONENT. Rows include Bench Points, FG Percentage- Home, FG Percentage- Road, FG Percentage- Neutral, Most Points- Half, Fewest Points- Half, Largest Halftime Lead, and Largest Halftime Deficit.

VIRGINIA'S RECORD WHEN

Table with 2 columns: Record description and Count. Rows include Game decided by 10 pts or less, Leading at halftime, Trailing at halftime, Tied at halftime, Went into overtime, Leading by 10 or more points, Shot FG 50% or better, Shot FG less than 50%, Shot FG less than 40%, Shot FG 40% or better, Holding opponent under 60 pts, Scoring 30-39 points, Scoring 40-49 points, Scoring 50-59 points, Scoring 60-69 points, Scoring 70-79 points, Scoring 80-89 points, Scoring 90-100 points, Outrebounding opponent, Being outrebounded, Tied in rebounding, Have fewer TOs than opponent, Committing 15 or less TOs, Start #1, 12, 20, 21, 42, Start #1, 12, 23, 21, 42, Start #1, 3, 12, 23, 42, Playing a ranked opponent, Playing a top-10 ranked opponent, Playing on television, Playing on ESPN3/Fox Go only.

SCORING BENCHMARKS

GAMES WITH 20 OR MORE POINTS IN 14-15

Table with 2 columns: Player Name and Count. Rows include Faith Randolph, Sarah Imovbioh, Mikayla Venson, and Breyana Mason.

GAMES WITH 10 OR MORE POINTS IN 14-15

Table with 2 columns: Player Name and Count. Rows include Faith Randolph, Sarah Imovbioh, Mikayla Venson, Breyana Mason, Aliyah Huland El, Lauren Moses, and Sydney Umeri.

GAMES WITH 10 OR MORE REBOUNDS IN 14-15

Table with 2 columns: Player Name and Count. Rows include Sarah Imovbioh, Lauren Moses, and Sarah Beth Barnette.

GAMES WITH 20 OR MORE REBOUNDS IN 14-15

Table with 2 columns: Player Name and Count. Row includes Sarah Imovbioh.

DOUBLE DOUBLES IN 14-15

Table with 2 columns: Player Name and Count. Rows include Sarah Imovbioh and Lauren Moses.



# THE LAST TIME

**VIRGINIA INDIVIDUALS**

- **Two UVa players with double-doubles in the same game:** at Clemson 2/01/15 (Moses 15-10, Imovbioh 15-13)
- **Four players in double figures:** vs Louisville 03/01/15 (Randolph 23, Mason 11, Imovbioh 22, Venson 10)
- **Five players in double figures:** at UNC 02/26/15 (Randolph 24, Huland El 12, Moses 11, Imovbioh 11, Venson 10)
- **Six players in double figures:** vs Longwood 12/16/14 (Imovbioh 25, Randolph 14, Huland El 11, Venson 11, Moses 10, Mason 10)
- **Scored 20-24 points:** 23, Randolph and 22, Imovbioh vs Louisville 03/01/15
- **Scored 25-29 points:** 26, Randolph vs Howard 12/21/14
- **Scored 30-39 points:** 34, Monica Wright vs. Green Bay, 03/21/10
- **Scored 40-49 points:** \*\*48, Mimi Kennedy at North Carolina, 01/15/98
- **A non-starter scored 20 or more points:** 24, Faith Randolph vs North Carolina 2/20/14
- **Two or more Hoos scored 20 or more points in the same game:** vs Louisville 03/01/15 (Randolph 23, Imovbioh 22)
- **Perfect from the field (5 attempts):** 7-7, Imovbioh vs Louisville 03/01/15
- **Perfect at FT line (10 attempts):** 11-11, Monica Wright vs North Carolina, 02/15/10
- **Perfect at FT line (9 attempts):** 9-9, Faith Randolph vs Louisville 03/01/15
- **Perfect at FT line (8 attempts):** 9-9, Faith Randolph vs Louisville 03/01/15
- **Had 20 Free throw attempts:** \*\*20, Brandi Teamer at Wake Forest, 01/6/05
- **Had 15 rebounds:** 17, Sarah Imovbioh vs Louisville 03/01/15
- **Had 20 rebounds:** 24, Sarah Imovbioh vs Ohio State 11/14/14
- **Had 10 assists:** 11, Sharneé Zoll vs. Georgia Tech, 03/2/08
- **Had 6 steals:** 6, Kelsey Wolfe at Miami, 01/06/13
- **Blocked 5 shots:** 5, Jocelyn Logan-Friend at North Carolina, 02/24/05

**VIRGINIA TEAM**

- **UVa ranked in AP Top 25:** #22, 11/21/12

- **UVa ranked USA Today Top 25:** #22, 3/8/10
- **Played AP No. 1 team:** #1 Duke, L 79-58, 3/2/07
- **Defeated AP No. 1 team:** #1 Maryland, 75-74, 2/11/92
- **Defeated AP Top 10 team:** #8 Louisville, 75-59, 03/01/15
- **Defeated AP Top 25 team:** #8 Louisville, 75-59, 03/01/15

**FIELD GOAL SHOOTING**

- **Shot 50 percent:** .512 (21-41) vs Louisville 03/01/15
- **Shot 60 percent:** .623 (33-53) vs Georgia Tech, 3/02/08
- **Shot 70 percent:** \*\*.700 (42-60) at Wake Forest, 1/07/87
- **Made 30-39 field goals:** 38 vs Longwood 12/16/14
- **Made 40-49 field goals:** 42 vs Wake Forest, 1/7/87
- **Made 50 field goals:** \*\*54 vs Cleveland State, 11/29/95
- **Attempted 60-69 FG:** 63 at Clemson, 2/01/15
- **Attempted 70-79 FG:** 71 vs Delaware St, 12/6/14
- **Attempted 80 FG:** 85 at NC State, 2/10/11

**THREE-POINT SHOOTING**

- **Shot 50 percent:** .750 (6-8) vs Louisville 03/01/15
- **Shot 60 percent:** .750 (6-8) vs Louisville 03/01/15
- **Shot 70 percent:** .750 (6-8) vs Louisville 03/01/15
- **Shot 80 percent:** .857 (6-7) vs St. John's, 03/19/88
- **Made 10 three-pt. field goals:** 10 at Clemson 2/01/15
- **Attempted 20 three-pt. FG:** 26 (made 13) vs BC 1/15/15

**FREE THROW SHOOTING**

- **Shot 80 percent:** .818 (27-33) vs Louisville 03/01/15
- **Shot 90 percent:** .909 (20-22) vs. Maryland, 01/23/14
- **Shot 100 percent:** 6-6 vs. Duke, 02/8/13
- **Made 20-29 free throws:** 27 vs Louisville 03/01/15
- **Made 30-39 free throws:** 30 vs. North Carolina, 02/20/14
- **Attempted 30-39 FT:** 33 vs Louisville 03/01/15
- **Attempted 40-49 FT:** 44 vs. Indiana, 11/26/09
- **Attempted 50+ FT:** \*\*54 at Wake Forest, 01/6/05

**SCORING**

- **Scored 80 points:** 91 vs Longwood

12/16/14

- **Scored 90 points:** 91 vs Longwood 12/16/14
- **Scored 100 points:** 100 vs Delaware St, 12/6/14

**REBOUNDING**

- **Had 50 rebounds:** 51 vs Ohio State 11/14/14
- **Had 60 rebounds:** 63 at Alabama, 12/21/12
- **Had 70 rebounds:** \*\*77 vs. Rider, 12/19/96

**ASSISTS**

- **Had 20 assists:** 23 vs Delaware St, 12/6/14
- **Had 30 assists:** \*\*37 vs. Cleveland State, 11/29/95

**STEALS**

- **Had 15 steals:** 18 vs Davidson 12/28/14
- **Had 20 steals:** 22 vs UMEs, 12/17/13
- **Had 25 steals:** 26 vs. Clemson, 02/12/12
- **UVa forced 30 turnovers:** 35 vs. UMEs, 12/17/13
- **UVa committed 30 turnovers:** 32 at Alabama, 12/21/12

**MISCELLANEOUS**

- **UVa in OT:** L, 68-63 at Pitt 2/19/15
- **UVa in 2OT:** L, 73-70 at Alabama, 12/21/12
- **UVa in 3OT:** W, 105-100 at North Carolina, 01/15/98
- **UVa shot 60% from the floor in first half:** .621 (18-29) at Clemson 2/01/15
- **UVa shot 60% from the floor in second half:** .639 (23-36) vs Longwood 12/16/14
- **UVa shot less than 20% from floor first half:** .192 (5-26) at Maryland, 12/06/12
- **UVa shot less than 30% from floor first half:** .256 (10-39) at Syracuse, 01/11/15
- **UVa shot less than 30% from floor 2nd half:** .294 (10-34) at Clemson 2/01/15
- **UVa scored less than 15 points in first half:** 13 at Florida State, 01/8/06
- **UVa held opp to less than 15 points first half:** 14 vs. Virginia Tech, 01/03/13
- **UVa held opp to less than 10 points first half:** 6 vs. Norfolk State, 12/28/12
- **UVa held opponent to less than 30 points:** 23 vs. Norfolk State, 12/28/12
- **UVa failed to make at least one three-pointer:** 0-10 vs. Kansas State, 11/29/13
- **Opponent failed to make at least one three-pointer:** 0-9 at Louisville, 01/18/15

\*\*school record





# 2014-15 HIGHS/LOWS

## VIRGINIA HIGHS

Points . . . . . 100 vs Delaware State 12/06/14	86 at Illinois 12/03/14
FG Made . . . . . 38 (2x) last vs Longwood 12/16/14	33 at Illinois 12/03/14
FG Attempts . . . . . 76 vs Ohio State 11/14/14	74 vs Ohio State 11/14/14
FG % . . . . . .559 (38-68) vs Longwood 12/16/14	.550 (33-60) at Illinois 12/03/14
3FG Made . . . . . 13 vs Boston College 01/15/15	12 at Syracuse 01/11/15
3FG Attempts . . . . . 26 (3x) last vs BC 01/15/15	30 vs Ohio State 11/14/14
3FG % . . . . . .750 (6-8) vs Louisville 03/01/15	.545 (6-11) at FIU 11/30/14
Free Throws Made . . . . . 27 vs Louisville 03/01/15	18 at Clemson 02/01/15
Free Throw Attempts . . . . . 33 vs Louisville 03/01/15	26 at Notre Dame 02/05/15
Free Throw % . . . . . .889 (8-9) vs Florida State 02/15/15	.875 (14-16) vs Delaware State 12/06/14
Rebounds . . . . . 51 vs Ohio State 11/14/14	45 at Clemson 2/01/15
Assists . . . . . 23 vs Delaware State 12/06/14	21 at Louisville 01/18/15
Steals . . . . . 16 vs Howard 12/21/14	17 vs Howard 12/21/14
Blocked Shots . . . . . 8 vs Longwood 12/16/14	8 (2x) last at Pitt 02/19/15
Turnovers . . . . . 25 vs Howard 12/21/14	25 at FIU 11/30/14
Fouls . . . . . .25 at Pitt 02/19/15	28 vs Louisville 03/01/15

## OPPONENT HIGHS

## VIRGINIA LOWS

Points . . . . . 45 vs Duke 02/12/15	.47 (2x) last at Virginia Tech 01/04/15
FG Made . . . . . 19 (2x) last vs Duke 02/12/15	15 at Virginia Tech 01/04/15
FG Attempts . . . . . 41 vs Louisville 03/01/15	46 (3x)
FG % . . . . . .313 (20-64) vs Davidson 12/28/14	.296 (2x) last vs Howard 12/21/14
3FG Made . . . . . 1 (2x) last at Pitt 02/19/15	0 at Louisville 01/18/15
3FG Attempts . . . . . 7 at Xavier 11/20/14	9 at Louisville 01/18/15
3FG % . . . . . .091 (1-11) at Louisville 01/18/15	.000 (0-9) at Louisville 01/18/15
Free Throws Made . . . . . 3 vs Georgia Tech 01/25/15	3 vs Auburn 11/23/14
Free Throw Attempts . . . . . 7 vs Georgia Tech 01/25/15	8 vs Davidson 12/28/14
Free Throw % . . . . . .412 (7-17) at North Carolina 02/26/15	.250 (3-12) vs Auburn 11/23/14
Rebounds . . . . . 21 (2x) last vs Florida State 02/15/15	25 vs Drexel 12/29/14
Assists . . . . . 6 at Pitt 02/19/15	7 (3x) last vs Radford 11/16/14
Steals . . . . . 1 vs Toledo 11/28/14	0 vs Radford 11/16/14
Blocked Shots . . . . . 0 (2x) last vs Louisville 03/01/15	0 vs Toledo 11/28/14
Turnovers . . . . . 5 vs Radford 11/16/14	5 vs Louisville 01/18/15
Fouls . . . . . 11 vs Howard 12/21/14	9 vs Duke 02/12/15

## OPPONENT LOWS

## VIRGINIA INDIVIDUAL HIGHS

Points . . . 26 (2x) Randolph last vs Howard 12/21/14	31 Davis vs Georgia Tech 01/25/15
FG Made . . . . . 11 (2x) last FR at Louisville 01/18/15	12 (2x) last Davis vs Georgia Tech 01/25/15
FG Attempts . . . . . 22 Randolph (3x) last at Lvlle	29 Davis vs Georgia Tech 01/25/15
FG % . . . . . 7-7 Imovbioh vs Louisville 03/01/15	7-9 Grant at Illinois 12/03/14
3FG Made . . . . . 6 Venson vs NC State 1/29/15	6 Montgomery vs Auburn 11/23/14
3FG Attempts . . . 10 (3x) last Venson vs BC 1/15/15	13 Lewis at Clemson 2/01/15
3FG Percentage . . . 6-6 Venson vs NC State 1/29/15	4-6 Simmons at Illinois 12/03/14
FT Made . . . . . 9 Randolph vs Louisville 03/01/15	7 (2x) last Dixon at Clemson 2/01/15
FT Attempts . . . . . 11 Imovbioh at Illinois 12/03/14	11 Dixon at Clemson 2/01/15
FT Percentage . . . . 9-9 Randolph vs Louisville 03/01/15	7-8 Gaffney at Radford 11/20/14
Rebounds . . . . 24 Imovbioh vs Ohio State 11/14/14	11 O'Neil and Rogers vs Georgia Tech 01/25/15
Assists . . . . . 8 (2x) last Randolph vs Lvlle 03/01/15	10 Zanoguera vs Toledo 11/23/14
Steals . . . . . 5 (2x)	4 (multiple)
Blocked Shots . . . . . 3 (4x)	3 (4x)
Turnovers . . . . . 6 (3x) last Mason vs Lvlle 03/01/15	9 Heslip vs Howard 12/21/14

## OPPONENT INDIVIDUAL HIGHS

# VIRGINIA IN THE ACC TOURNAMENT

Since 1990, the Cavaliers have been the No. 1 seed in the ACC tournament seven times and the No. 2 seed three times. In 2003 and 2010, Virginia captured the No. 3 seed. In 2002 and 2008, UVa was the No. 4 seed after tying for third in the regular-season standings. In 1998, 2001, and 2005, the Cavaliers were the No. 5 seed.

Virginia has won 11 regular-season titles and three tournament championships. The Cavaliers claimed their first ACC tournament championship in 1990 after finishing in second place in the regular season. That year, the Cavaliers defeated NC State, 67-64, in overtime to bring the title to Charlottesville. Virginia won back-to-back regular season and tournament championships in 1992 and 1993. The Cavaliers defeated Georgia Tech, 70-69, in the finals in 1992 and outlasted Maryland, 106-103, in triple overtime in 1993. From 1991-1996, Virginia entered the tournament as the No. 1 seed.

## **11 ACC REGULAR-SEASON TITLES**

1984, 1986, 1987, 1988, 1991, 1992, 1993, 1994, 1995, 1996, 2000

## **3 ACC TOURNAMENT CHAMPIONSHIPS**

1990, 1992, 1993

## **RECORD BY ROUND**

First Round	6-3
Second Round (begun in 2014)	0-1
Quarterfinal	20-12
Semifinal	6-15
Final	3-3
Total: 69 games	35-34 (.507)

## **APPEARANCES**

ACC Championship Game	3-3
1987, 1988, 1990, 1992, 1993, 1994	

ACC Semifinal Game	6-15
1981, 1984, 1985, 1986, 1987, 1988, 1989, 1990, 1991, 1992, 1993, 1994, 1995, 1996, 1997, 1999, 2000, 2002, 2003, 2005, 2008	

ACC Quarterfinal Game	20-12
1978, 1979, 1980, 1981, 1982, 1983, 1984, 1985, 1986, 1987, 1988, 1989, 1990, 1991, 1992, 1993, 1994, 1995, 1996, 1997, 1998, 1999, 2002, 2003, 2004, 2005, 2006, 2007, 2008, 2009, 2010, 2012	

Second Round	0-1
2014	

First Round	6-3
2000, 2001, 2006, 2007, 2009, 2011, 2012, 2013, 2014	



## VIRGINIA IN THE ACC TOURNAMENT

Year	Seed	Round	Seed/Opponent	Result	Year	Seed	Round	Seed/Opponent	Result	
1978			<b>University Hall, Charlottesville, Va.</b>		1996			<b>Winthrop Coliseum, Rock Hill, S.C.</b>		
6	Quarterfinal	3	Clemson	L, 73-59	1	Quarterfinal	9	Florida State	W, 83-50	
1979			<b>Reynolds Coliseum, Raleigh, N.C.</b>				Semifinal	4	Clemson	L, 75-67
5	Quarterfinal	4	North Carolina	L, 86-51	1997			<b>Independence Arena, Charlotte, N.C.</b>		
1980			<b>Cole Field House, College Park, Md.</b>		2	Quarterfinal	7	Georgia Tech	W, 77-63	
6	Quarterfinal	3	Clemson	L, 78-76			Semifinal	6	Clemson	L, 77-75
1981			<b>Littlejohn Coliseum, Clemson, S.C.</b>		1998			<b>Independence Arena, Charlotte, N.C.</b>		
2	Quarterfinal	7	Georgia Tech	W, 61-49	5	Quarterfinal	4	North Carolina	L, 76-56	
	Semifinal	3	Maryland	L, 50-47	1999			<b>Independence Arena, Charlotte, N.C.</b>		
1982			<b>Reynolds Coliseum, Raleigh, N.C.</b>		2	Quarterfinal	8	Wake Forest	W, 71-67	
6	Quarterfinal	3	Maryland	L, 72-63			Semifinal	3	North Carolina	L, 83-70
1983			<b>Cumberland Memorial Auditorium, Fayetteville, N.C.</b>		2000			<b>Greensboro Coliseum, Greensboro, N.C.</b>		
6	Quarterfinal	3	Maryland	L, 70-63	1	First Round	9	Wake Forest	W, 72-47	
1984			<b>Cumberland Memorial Auditorium, Fayetteville, N.C.</b>				Semifinal	5	North Carolina	L, 67-63
1	Quarterfinal	8	Georgia Tech	W, 75-58	2001			<b>Greensboro Coliseum, Greensboro, N.C.</b>		
	Semifinal	5	North Carolina	L, 96-68	5	Quarterfinal	4	Florida State	L, 83-77	
1985			<b>Cumberland Memorial Auditorium, Fayetteville, N.C.</b>		2002			<b>Greensboro Coliseum, Greensboro, N.C.</b>		
3	Quarterfinal	6	Maryland	W, 64-53	4	Quarterfinal	5	Georgia Tech	W, 60-58	
	Semifinal	2	North Carolina	L, 76-55			Semifinal	1	Duke	L, 71-67
1986			<b>Cumberland Memorial Auditorium, Fayetteville, N.C.</b>		2003			<b>Greensboro Coliseum, Greensboro, N.C.</b>		
1	Quarterfinal	8	Georgia Tech	W, 90-64	3	Quarterfinal	6	NC State	W, 66-56	
	Semifinal	5	Maryland	L, 92-68			Semifinal	2	North Carolina	L, 88-78
1987			<b>Cumberland Memorial Auditorium, Fayetteville, N.C.</b>		2004			<b>Greensboro Coliseum, Greensboro, N.C.</b>		
1	Quarterfinal	8	Wake Forest	W, 70-56	7	Quarterfinal	2	North Carolina	L, 64-45	
	Semifinal	5	Maryland	W, 76-59	2005			<b>Greensboro Coliseum, Greensboro, N.C.</b>		
	Final	2	NC State	L, 57-56	5	Quarterfinal	4	Florida State	W, 71-67	
1988			<b>Cumberland Memorial Auditorium, Fayetteville, N.C.</b>				Semifinal	1	North Carolina	L, 78-72
1	Quarterfinal	8	NC State	W, 82-64	2006			<b>Greensboro Coliseum, Greensboro, N.C.</b>		
	Semifinal	5	Clemson	W, 66-57	9	First Round	8	Boston College	W, 83-72	
	Final	2	Maryland	L, 76-70			Quarterfinal	1	North Carolina	L, 82-56
1989			<b>Cumberland Memorial Auditorium, Fayetteville, N.C.</b>		2007			<b>Greensboro Coliseum, Greensboro, N.C.</b>		
4	Quarterfinal	5	Wake Forest	W, 68-67 (ot)	7	First Round	9	Clemson	W, 89-82	
	Semifinal	1	Maryland	L, 89-66			Quarterfinal	1	Duke	L, 79-58
1990			<b>Cumberland Memorial Auditorium, Fayetteville, N.C.</b>		2008			<b>Greensboro Coliseum, Greensboro, N.C.</b>		
2	Quarterfinal	7	Georgia Tech	W, 73-65 (s)	4	Quarterfinal	5	Georgia Tech	W, 52-43	
	Semifinal	3	Clemson	W, 84-66			Semifinal	1	North Carolina	L, 80-65
	Final	1	NC State	W, 67-64 (ot)	2009			<b>Greensboro Coliseum, Greensboro, N.C.</b>		
1991			<b>Cumberland Memorial Auditorium, Fayetteville, N.C.</b>		6	First Round	11	Virginia Tech	W, 66-57	
1	Quarterfinal	8	North Carolina	W, 90-69			Quarterfinal	3	Duke	L, 76-53
	Semifinal	4	Clemson	L, 65-62	2010			<b>Greensboro Coliseum, Greensboro, N.C.</b>		
1992			<b>Winthrop Coliseum, Rock Hill, S.C.</b>		3	Quarterfinal	6	NC State	L, 66-59	
1	Quarterfinal	8	Duke	W, 81-55	2011			<b>Greensboro Coliseum, Greensboro, N.C.</b>		
	Semifinal	4	North Carolina	W, 74-55	8	First Round	9	Wake Forest	L, 74-68	
	Final	7	Georgia Tech	W, 70-69	2012			<b>Greensboro Coliseum, Greensboro, N.C.</b>		
1993			<b>Winthrop Coliseum, Rock Hill, S.C.</b>		6	First Round	11	Boston College	W, 72-41	
1	Quarterfinal	8	Wake Forest	W, 74-46			Quarterfinal	3	Maryland	L, 70-58
	Semifinal	5	Clemson	W, 79-71 (ot)	2013			<b>Greensboro Coliseum, Greensboro, N.C.</b>		
	Final	2	Maryland	W, 106-103 (3ot)	6	First Round	11	Boston College	L, 66-57	
1994			<b>Winthrop Coliseum, Rock Hill, S.C.</b>		2014			<b>Greensboro Coliseum, Greensboro, N.C.</b>		
1	Quarterfinal	8	Wake Forest	W, 73-54	10	First Round	15	Boston College	W, 74-59	
	Semifinal	5	Maryland	W, 63-45			Second Round	7	Georgia Tech	L, 77-76
	Final	2	North Carolina	L, 77-60						
1995			<b>Winthrop Coliseum, Rock Hill, S.C.</b>							
1	Quarterfinal	9	Maryland	W, 68-46						
	Semifinal	4	Duke	L, 83-82(ot)						



# 2015 ACC WOMEN'S BASKETBALL TOURNAMENT

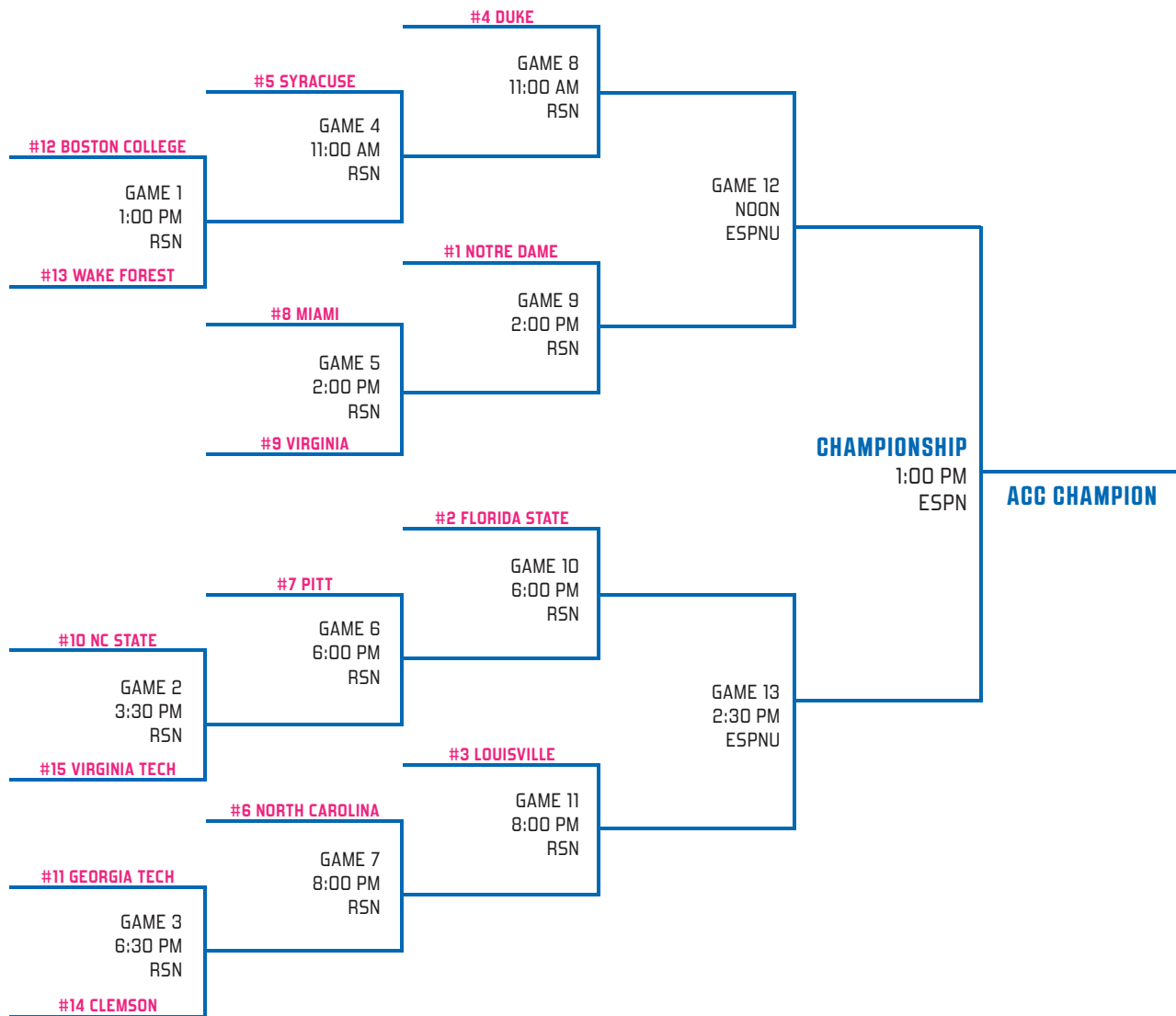
**FIRST ROUND**  
WEDNESDAY • MARCH 4

**SECOND ROUND**  
THURSDAY • MARCH 5

**QUARTERFINALS**  
FRIDAY • MARCH 6

**SEMIFINALS**  
SATURDAY • MARCH 7

**CHAMPIONSHIP**  
SUNDAY • MARCH 8



RSN: FOX Sports South, FOX Sports Carolinas, FOX Sports Florida, Sun Sports, FOX Sports Indiana, FOX Sports Midwest, Comcast Sports Net Mid-Atlantic, New England Sports Network (NESN), the YES Network, Madison Square Garden Network (MSG) (NY), Root Sports (PA)

GREENSBORO COLISEUM | MARCH 4-8 | THEACC.COM | @ACCWBB | #ACCWBB


**1**
**MIKAYLA  
VENSON**

 Guard • Freshman  
5-7  
Arlington, Va.  
Yorktown High School

**2**
**JAE'LISA  
ALLEN**

 Forward • Freshman  
6-2  
White Hall High School  
Pine Bluff, Ark.


**3**
**SARAH BETH  
BARNETTE**

 Forward • Senior  
6-2  
Lexington Christian Acad./  
Univ. of Kentucky  
Lexington, Ky.

**10**
**J'KYRA  
BROWN**

 Guard • Sophomore  
5-11  
Rocky Mount High School  
Rocky Mount, N.C.

**12**
**BREYANA  
MASON**

 Guard • Sophomore  
5-8  
Forest Park High School  
Woodbridge, Va.

**13**
**TIFFANY  
SUAREZ**

 Guard • Sophomore  
5-11  
Our Lady of Lourdes  
Miami, Fla.

**15**
**JARYN  
GARNER**

 Guard • Junior  
5-7  
Germantown Academy  
Sewell, N.J.

**20**
**FAITH  
RANDOLPH**

 Guard • Junior  
5-10  
Our Lady of Good Counsel  
Derwood, Md.


**21**
**LAUREN  
MOSES**

 Forward • Freshman  
6-2  
Mount Holly, N.J.  
Rancocas

**23**
**ALIYAH  
HULAND EL**

 Guard • Freshman  
6-1  
Randolph High School  
Randolph, N.J.

**42**
**SARAH  
IMOV BIOH**

 Forward • Senior  
6-2  
St. Anne's-Belfield (Va.)  
Abuja, Nigeria

**44**
**SYDNEY  
UMERI**

 Forward • Sophomore  
6-1  
The Lovett School  
Acworth, Ga.

**JOANNE  
BOYLE**

 Head Coach  
Fourth Season

**KIM  
MCNEILL**

 Associate Head Coach  
Fourth Season

**LA'KESHIA  
FRETT MEREDITH**

 Assistant Coach  
Second Season

**CORY  
MCNEILL**

 Assistant Coach  
Fourth Season

**SARAH  
HOLSINGER**

 Asst. AD/Operations  
Fourth Season