



VIRGINIA

2015-16 VIRGINIA CAVALIER WOMEN'S BASKETBALL GAME NOTES

2015-16 Schedule/Results

Nov. 13	at Middle Tennessee	W, 70-66
Nov. 16	NORFOLK STATE	W, 86-50
Nov. 19	at Auburn	W, 69-52
Nov. 22	LONGWOOD	W, 81-46
Nov. 26	vs. Green Bay^	W, 68-59
Nov. 27	vs. Rutgers^	L, 60-48
Nov. 28	vs. Tulane^	L, 67-62
Dec. 02	No. 24 IOWA	L, 85-73
Dec. 05	NJIT	W, 81-54
Dec. 08	BOWLING GREEN	W, 68-39
Dec. 18	CHARLESTON SOUTHERN	W, 85-65
Dec. 21	at No. 9 Ohio State	L, 93-73
Dec. 28	Richmond 54, Lafayette 46%	
Dec. 28	COPPIN STATE%	W, 75-40
Dec. 29	Coppin State 64, Lafayette 57	
Dec. 29	RICHMOND%	W, 71-51
Jan. 03	No. 22 MIAMI*^{RSN}	W, 76-56
Jan. 07	No. 3 NOTRE DAME*	L, 74-46
Jan. 10	at Wake Forest*	W, 52-50
Jan. 14	No. 23 LOUISVILLE*	L, 59-41
Jan. 17	at Georgia Tech* ^{ESPN3}	W, 78-67
Jan. 21	at No. 14 Florida State* ^{ESPN3}	L, 70-48
Jan. 24	PITTSBURGH*^{RSN}	L, 58-55
Jan. 27	at NC State*	L, 63-52
Feb. 4	at Duke* ^{ESPN3}	7 p.m.
Feb. 7	VIRGINIA TECH*	2 p.m.
Feb. 11	SYRACUSE*^{RSN}	7 p.m.
Feb. 14	at Boston College* ^{RSN}	5 p.m.
Feb. 18	at Louisville* ^{ESPN3}	7 p.m.
Feb. 21	CLEMSON*^{RSN}	1 p.m.
Feb. 25	NORTH CAROLINA*^{RSN}	7 p.m.
Feb. 28	at Virginia Tech	2 p.m.
March 2-6	ACC Tournament	

* ACC game

^ Paradise Jam (U.S. Virgin Islands)

% Cavalier Classic Tournament

[RSN] - ACC Regional Sports Networks

[ESPN3] - streamed online on ESPN.go.com/
watchespn

All Times Eastern

Rankings are Associated Press

Game #23 • Feb. 4, 2016 • 7:00 p.m.

Cameron Indoor Stadium • Durham, N.C.



Virginia Cavaliers (13-9, 3-5 ACC)

at

RV Duke Blue Devils (16-7, 5-4 ACC)



Radio: WINA 1070-AM and 98.9 FM: Channing Poole, Myron Ripley

TV: none

The Virginia women's basketball team (13-9, 3-5 ACC) plays at Duke (16-7, 5-4 ACC) on Thursday, Feb. 4 at 7 p.m. in Durham, N.C.

Duke is currently ranked seventh in the ACC standings with Virginia right behind in eighth place.

UVA has lost four of its last five games including a 63-52 setback at NC State last Thursday (Jan. 27). Duke has won four of its last five games, including four in a row prior to a 68-61 loss to No. 3 Notre Dame on Monday night.

The Wolfpack outscored the Cavaliers 30-12 in the paint. In the last five games, Virginia has been outscored in the paint 124-62 in the losses (-15.5 per game) but outscored Georgia Tech 42-26 down low (+16) in UVA's victory during that stretch.

The Cavaliers committed 17 turnovers while NC State turned the ball over 11 times, the fourth time in the last five games that Virginia had more turnovers than its opponent. Virginia still ranks fourth in the conference in turnover margin at +3.68, but is just +1.1 in turnover margin in ACC games.

The Cavaliers were 20-of-53 shooting (37.7 percent) the sixth time in the last seven games they made fewer than 40.0 percent of their field goal attempts. In that same span, six of Virginia's seven opponents have shot 40.0 percent or better against UVA.

Junior Breyana Mason (Woodbridge, Va.) scored 11 points with six rebounds and three assists at NC State. In the last four games, Mason is averaging a team-best 14.6 points per game, shooting 55.0 percent (33-of-60) and is 4-of-7 (57.1 percent) from three-point range.

Sophomore Mikayla Venson (Arlington, Va.) scored 14 points, her 14th double-digit scoring effort in the last 15 games. Venson ranks seventh in the ACC in scoring, averaging 15.1 points per game. Venson is averaging that same 15.1 points per game in conference contests.

Projected Starting Lineup

G	1	Mikayla Venson	So.	15.1 ppg	2.4 rpg	62 assts/29 stls
• 7th in the ACC in scoring; leads ACC in free throw shooting 84.2%						
G	12	Breyana Mason	Jr.	10.0 ppg	3.6 rpg	58 assts/39 stls
• 1st 20-point game of year at GT, 21 points on 10-of-14 shooting;						
G	23	Aliyah Hulan El	So.	9.5 ppg	3.3 rpg	32 assts/22 stls
• Played all 40 minutes at Georgia Tech, scoring 12 points						
F	21	Lauren Moses	So.	10.1 ppg	7.3 rpg	22 assts/39 stls
• Three double-doubles; 9th in ACC in rebounding						
F	44	Sydney Umeri	Jr.	2.8 ppg	4.1 rpg	11 assts/14 stls
• Season-high eight rebounds at NC State						

- The Cavaliers are 1-5 this season against ranked teams, including a 76-56 victory over No. 22 Miami
- Joanne Boyle has led the team to seven victories over ranked teams in her five seasons in Charlottesville
- Virginia's last win over a top-10 team was the final game of the 2014-15 regular-season, a 75-59 victory over No. 8 Louisville
- Virginia's last victory over a top-five team was a 69-64 win over No. 3 Tennessee in Boyle's first season with the Cavaliers (11/20/11)

FREE THROWS

- Virginia leads ACC in free throw shooting efficiency at 74.2 percent
- Mikayla Venson had a streak of 26-consecutive made free throws, including going 6-of-6 against Iowa and 8-of-8 against Green Bay, snapped in the third quarter at Ohio State
- Venson is second in the ACC with an 82.8 free throw shooting percentage
- Faith Randolph, who led the ACC in free throw percentage last season (90.7 percent) snapped a streak of 14-consecutive made free throw attempts in the Charleston Southern game, going 4-of-6 from the stripe. Randolph is shooting 80.4 percent this season (5th in the ACC)

RALLY TIME

- Virginia erased a 14-point deficit to comeback to win against Green Bay in the opener of the Paradise Jam
- In the final game of the Paradise Jam, Virginia twice erased double-digit deficits against Tulane, 11 points in the first quarter and 10 points in the third, but ultimately fell 67-62
- After trailing by 14 points at halftime at Ohio State, 43-29, UVA pulled to within three, 59-56, with 1:56 remaining in the third quarter but ultimately fell 93-73
- Virginia trailed by seven points, 49-42, at Wake Forest, tying the game with 44 seconds remaining and taking the lead with 16 second left
- UVA trailed by 14 points, 30-16, with 2:08 remaining in the first half, but trailed by one, 39-38, at the end of the third quarter. After Pitt built back up a 12-point lead, 52-40, with 3:46 remaining in the game, Virginia again got to within one point, 54-53, with 30 seconds remaining, but could not complete the comeback.

RALLY IN RALEIGH COMES UP SHORT

- After trailing by 14 points in the third quarter, the Cavaliers rallied in the fourth quarter, starting the period on an 8-0 run and pulling to within three, 50-47, with five minutes remaining, but a late 9-0 run by the Wolfpack put an end to UVA's comeback bid
- Virginia shot 37.7 percent (20-of-53) while NC State went 23-of-55 (41.8 percent). The Wolfpack held a 34-31 edge in rebounding. The Cavaliers committed 17 turnovers while NC State had 11

LOSS AT FSU

- UVA fell 70-48 at No. 14 Florida State
- The Seminoles scored 50 of their 70 point in the paint, while UVA managed just 18 points down low
- Virginia committed 22 turnovers to FSU's 12 (-10)
- The Seminoles outrebound the Cavaliers 42-26 (-16)
- Breyana Mason scored a team-high 15 points, her first time leading the team in scoring this season
- Shakayla Thomas came off the bench to score 20 points in 16 minutes for FSU on 10-of-13 shooting

**BLUE RIBBON PANEL
PRESEASON
ALL-CONFERENCE HONORS****ACC Preseason Poll**

1. Notre Dame - 753 points (41)
2. Florida State - 695 (8)
3. Louisville - 649 (2)
4. Duke - 638
5. Syracuse - 544
6. Miami - 477
7. North Carolina - 435
8. Virginia - 364
9. NC State - 336
10. Pitt - 329
11. Georgia Tech - 328
12. Boston College - 204
13. Virginia Tech - 148
14. Wake Forest - 139
15. Clemson - 81

Preseason All-ACC Team

Rebecca Greenwell, R-So., G, Duke
Azura Stevens, So., F/G, Duke
Adut Bulgak, Sr., C, Florida State
Leticia Romero, Jr., G, Florida State
Mariya Moore, So., G, Louisville
Adrienne Motley, Jr., G, Miami
Lindsay Allen, Jr., G, Notre Dame
Brianna Turner, So., F, Notre Dame
Alexis Peterson, Jr., G, Syracuse
Faith Randolph, Sr., G, Virginia

Preseason ACC Player of the Year

Brianna Turner, So., F, Notre Dame

ACC Newcomer Watch List

Angela Salvadores, Fr, G, Duke
Asia Durr, Fr, G, Louisville
Destinee Walker, Fr., G, North Carolina
Marina Mabrey, Fr., G, Notre Dame
Arike Ogunbowale, Fr., G, Notre Dame

2015-16 Women's Basketball Game Promotions/ Theme Games**Sunday, February 7 vs. Virginia Tech - Commonwealth Clash**

The Commonwealth Clash encourages a friendly, statewide rivalry between the two schools across all school-sponsored sports with 21 individual event points on the line. The school that accumulates 11 points or more will be crowned the winner and take home the Virginia529 Commonwealth Clash trophy. The UVA-VT game is worth a half point in the Clash. UVA claimed the inaugural Commonwealth Clash 15-7 last season. Virginia leads 3.5-3 in this year's clash.

Thursday, February 11 vs. Syracuse - Throwback Thursday: '90s Night

Prizes will be randomly awarded to fans dressed in 90's costumes.

Sunday, February 21 vs. Clemson - Play4Kay
Annual Pink game. First 1,500 fans receive a pink rally towel

Thursday, February 25 vs. UNC - Throwback Thursday: '00s Night

Senior Night - Pregame senior recognition. Live DJ playing tunes from the early 2000's throughout the game

41 POINTS VS. LOUISVILLE

- UVA's 59-41 loss to No. 23 Louisville was the Cavaliers' lowest-scoring game since a 62-41 loss at Duke in 2013 and only the third time since the start of the 1978-79 season that a Cavalier team scored 41 or fewer points in a game.
- In the three-game span including Notre Dame, Wake Forest and Louisville, Virginia averaged 46.3 points per game with 15 made field goals per game, shooting 30.8.
- A 21-3 second-quarter run helped Louisville, which led the entire game, take a 33-18 lead into the halftime break. The Cardinals scored 25 points off 19 Virginia turnovers while the Cavaliers scored seven points off 13 Louisville miscues.
- Virginia only had four assists in the game with Mikayla Venson accounting for all four
- Louisville outrebounded the Cavaliers 34-29

COLD SHOOTING AGAINST NOTRE DAME

- The Cavaliers made just eight baskets in each half, shooting 29.6 percent (16-of-54) against Notre Dame
- Faith Randolph and Lauren Moses combined to go 4-of-23 (17.3 percent)
- Notre Dame dominated on second-chance points (18-2)
- Mikayla Venson was 4-of-8 from three while the rest of the team went 1-of-7

ACC CO-PLAYER OF THE WEEK (DEC. 28)

- Faith Randolph was named Atlantic Coast Conference Women's Basketball Co-Player of the Week with Notre Dame's Lindsay Allen.
- Virginia's Randolph matched her career high with 26 points at No. 9/10 Ohio State. The senior from Derwood, Maryland, started a furious UVA third-quarter comeback, hitting three early 3-pointers as part of a 14-point quarter that turned a 14-point halftime deficit into a three-point game with 1:56 remaining in the third quarter. Randolph shot 50-percent from the field, which included a 66.7 clip from long range.
- This is the second ACC weekly honor of Randolph's career and first for a UVA player this season.

ACC OPENER AGAINST MIAMI

- Virginia upset No. 22 Miami, its first win over a ranked team this season and the 55th time in program history that the Cavaliers have defeated a higher-ranked team and the 24th time that an unranked UVA squad has defeated a ranked opponent
- Leading by one after the first quarter, Virginia shot 63.2 percent (12-of-19) in the second in outscoring Miami 28-9 and followed that up by outscoring the Hurricanes 23-12 in the third when the Cavaliers had their largest lead of 33 points. Miami scored 24 points in the fourth period to narrow the deficit, but the Cavaliers still managed to open the conference season with a 20-point victory over a ranked opponent.
- Miami committed 28 turnovers with UVA scoring 26 points off
- The Cavaliers were 6-of-9 (66.7 percent) from three-point range, with Aliyah Hulan El going 3-of-3 from beyond the arc.
- Faith Randolph was one of five Cavaliers to finish the game in double figures, scoring 16 points while also contributing eight assists, four steals and four rebounds.

DECEMBER TO REMEMBER

- Mikayla Venson averaged 17.9 points per game in the seven games in the month moving into the top-10 in scoring in the conference for the first time in her career (currently 9th)
- Venson is 20-of-22 (90.9 percent) from the free throw line and 19-of-43 (45.3 percent) from three [43-95]
- Venson has 43 field goals and 24 assists
- Faith Randolph averaged 14.4 points per game and 4.0 rpg
- Randolph has 26 assists (3.7 per game) and a 2.1 assist-to-turnover ratio
- Lauren Moses averaged 11.7 points and 9.0 rpg (33 O-boards, 30 defensive)
- Moses moved into the top-10 in the ACC in rebounding (currently T-6th)
- Aliyah Huland El averaged 11.6 points in 21.0 minutes per game

CAVALIER CLASSIC

- Virginia went 2-0 in their home tournament, downing Coppin State 75-40 and Richmond 71-51
- Virginia was +15 rebounding in the tournament and +5 on the turnover margin
- Lauren Moses was named the tournament MVP. Moses scored a combined 30 points with 19 rebounds
- Against Coppin State, Moses started the game making her first seven field goal attempts, finishing the game 7-of-8 shooting with 17 points and five rebounds.
- Against Richmond, Moses logged her third double-double of the season, scoring 13 points with a career-high 14 rebounds. She grabbed eight of those rebounds in the first 8:03 of the year
- Mikayla Venson was named to the All-Tournament Team, averaging 13.5 points per game. Venson scored 16 points with four assists, three rebounds and a steal in the opener against Coppin State
- Faith Randolph scored a combined 20 points in the two games, but tallied 11 assists, nine rebounds and three steals

AT OHIO STATE

- After trailing by 14 points at halftime at Ohio State, 43-29, UVA pulled to within three, 59-56, with 1:56 remaining in the third quarter but ultimately fell 93-73
- Mikayla Venson scored 24 points, going 4-of-5 from three-point range. Venson scored 10 points in the fourth quarter.
- Faith Randolph matched her career high with 26 points, going 4-of-6 from three-point range. Randolph scored 14 points in the third quarter, hitting all four of her threes in the period
- Ohio State outscored Virginia 54-18 in the paint

DURING THE THREE-GAME WIN STREAK VS NJIT, BOWLING GREEN AND CHARLESTON SOUTHERN

- ... averaged a +25.3 scoring margin
- ... has made at least eight three-pointers in each game
- ... is averaging 18.0 assists per game
- ... has 22 fewer turnovers than the opponents (+7.3 per game)
- ... has 36 more rebounds than the opponents (+12.0 per game)
- ... is averaging 63 shots to opponents' 50.3
- ... four Cavaliers averaged 12.0 or more points per game

Associated Press Poll Week 13 - Feb. 1

1	Connecticut (32)	20-0	800
2	South Carolina	21-0	765
3	Notre Dame	20-1	739
4	Baylor	21-1	700
5	Maryland	19-2	659
6	Texas	20-1	652
7	Ohio State	16-4	590
8	Arizona State	18-3	587
9	Oregon State	17-3	542
10	Florida State	18-4	500
11	Mississippi State	19-4	452
12	Texas A&M	15-6	443
13	Louisville	17-5	408
14	UCLA	16-5	372
15	Stanford	17-5	311
16	Miami (FL)	18-3	292
17	Michigan State	16-4	273
18	Kentucky	15-5	248
19	South Florida	15-5	212
20	Oklahoma	15-5	195
21	Missouri	18-4	181
22	Florida	18-4	150
23	Tennessee	13-8	60
24	Washington	16-5	47
25	Oklahoma State	16-4	45

Others receiving votes: George Washington 40, DePaul 37, West Virginia 26, UTEP 21, San Diego 14, Colorado State 11, BYU 7, Green Bay 6, Duquesne 5, Purdue 3, NC State 3, Duke 2, Albany 2

Dropped from rankings: DePaul 23, West Virginia 24

USA Today Coaches' Poll Week 13 - Feb. 2

1	Connecticut (32)	20-0	800
2	South Carolina	21-0	766
3	Notre Dame	21-1	736
4	Baylor	21-1	703
5	Maryland	19-2	665
6	Texas	20-1	646
7	Ohio State	17-4	603
8	Oregon State	18-3	579
9	Florida State	18-4	517
10	Arizona State	18-4	487
11	Texas A&M	15-6	468
12	Mississippi State	19-4	428
13	Louisville	17-5	411
14	Michigan State	16-4	352
15	Stanford	17-5	317
16	UCLA	16-5	286
17	South Florida	15-5	271
18	Kentucky	15-5	265
19	Oklahoma	15-5	223
20	Miami (FL)	18-4	210
21	Missouri	18-4	137
22	Florida	18-4	121
23	Syracuse	16-6	67
24	DePaul	17-7	57
25	Tennessee	13-8	47

Others receiving votes: Duquesne 44, George Washington 31, BYU 30, Seton Hall 27, Washington 17, UTEP 15, St John's 13, Green Bay 12, Oklahoma State 12, Duke 11, NC State 11, Albany 5, Western Kentucky 4, Florida Gulf Coast 2, Princeton 1, Ohio 1, West Virginia 1, San Diego 1

Dropped from rankings: Green Bay 22, Seton Hall 25

ASSISTS VS CHARLESTON SOUTHERN

- Faith Randolph dished eight assists against Charleston Southern, matching her career high as she also dished eight assists last season in the upset-win over No. 8 Louisville (3/1/15)
- Mikayla Venson also matched her career high with six assists against CSU
- Randolph and Venson combined for 14 of UVA's season-high 20 assists in the game
- It was the first time since the Delaware State game last season (12/6/15) that the Cavaliers had 20 or more assists in a game

CAREER HIGHS

- The Virginia sophomores had a span of four-straight games in which they posted career-high points
- Aliyah Huland El had her first career 20-point game at Auburn (11/19), matching that career-best in the next game against Longwood (11/22)
- Mikayla Venson scored a career-high 25 points against Green Bay in the Paradise Jam (11/26)
- Lauren Moses scored a career-high 18 points the next night against Rutgers (11/27)
- Venson topped her 25-point performance by scoring 28 points against Iowa (12/02), scoring 15 of those points in the fourth quarter

FIELD TRIP DAY

- The Cavaliers had their third highest home attendance in program history with 10,048 at the Bowling Green game
- There were over 6,300 students from kindergarten through eighth grade in attendance at the game from 40 different middle and elementary schools

UVA DEFENSE VS BOWLING GREEN

- Virginia's 68-39 victory over Bowling Green was the first time since Dec. 28, 2012 that the Cavaliers held an opponent to under 40 points
- It was the fourth time in the Joanne Boyle era that the opponent made a dozen or fewer field goals (the Falcons were 12-of-44)
- The Cavaliers forced a season-high 24 turnovers, including three 10-second violations and two charges
- 11 of the 12 Falcons committed at least one turnover and every player who was on the court for more than three minutes had at least one turnover
- Virginia was +15 in rebounding, their second-highest rebounding differential of the season and the second-straight game of having a double-digit edge in rebounds

Inside Virginia Women's Basketball Radio Show

The live show airs from 6-7 p.m. on WINA on select dates throughout the basketball season. Hosted by Channing Poole and held at Buffalo Wild Wings in the Barracks Rd. Shopping Center, the show features members of the coaching staff and players giving fans an inside look at Virginia Women's Basketball.

Radio Show Dates

Wednesday, Dec. 9
Monday, Dec. 14
Tuesday, Jan. 5
Monday, Jan. 11
Monday, Feb. 1
Monday, Feb. 8
Tuesday, Feb. 16

VIRGINIA CAREER POINTS

1.	Monica Wright	2007-10	2540
2.	Dawn Staley	1989-92	2135
3.	Heather Burge	1990-93	2058
4.	Wendy Palmer	1993-96	1918
5.	Lyndra Littles	2005-09	1876
6.	Tammi Reiss	1989-92	1842
7.	Tora Suber	1994-97	1767
8.	Cathy Grimes	1982-85	1745
9.	Donna Holt	1985-88	1634
10.	Tonya Cardoza	1987-91	1622
11.	DeMya Walker	1996-99	1583
12.	Daphne Hawkins	1984-88	1538
13.	Brandi Teamer	2002-05	1520
14.	Nancy Mayer	1984-87	1466
15.	Ataira Franklin	2011-14	1406
16.	Melissa Mahony	1979-82	1400
17.	Telisha Quarles	1999-02	1323
18.	Val Ackerman	1978-81	1316
19.	Monick Foote	1995-99	1315
20.	Ariana Moorer	2009-12	1297
21.	Faith Randolph	2013-present	1222
22.	Heidi Burge	1990-93	1191
23.	Sharnee Zoll	2005-08	1169

BIG TEN/ACC CHALLENGE

- The Cavaliers have a 5-4 record all-time in the Challenge after falling 85-73 to Iowa this year
- The Hawkeyes broke open a tight game in the third quarter, outscoring the Cavaliers 23-10 in the period, taking a 20-point lead at the start of the fourth quarter. The Cavaliers mounted a 9-2 run midway through the fourth quarter, narrowing the gap to 11, 71-60, with 4:41 remaining, but Iowa scored five-straight points to take back control of the game and hand Virginia its third-straight loss
- Mikayla Venson had her second 20-point game of the season, finishing with a career-high 28 points, including scoring 15 points in the fourth quarter.
- Faith Randolph finished the game with 12 points, going 6-of-11 from the field.
- Both teams had hot-shooting performances with the Hawkeyes shooting 52.7 percent (29-of-55) and the Cavaliers 50 percent (29-of-58). Iowa made 10 three-pointers, going 10-of-24 from long range. Venson and Breyana Mason combined to make six threes for the Cavaliers.
- The ACC won five games on Day II of the Challenge to rally for the second-straight tie. The ACC has never lost the Challenge

PARADISE JAM

- Virginia went 1-2 in the tournament in the Virgin Islands, tying for second place
- The Cavaliers won the opener against Green Bay, 68-59
- Virginia trailed by as many as 14 points in the game and was down 35-22 with 1:35 remaining in the first half, but a 25-point performance from Mikayla Venson and a huge third-quarter in which UVA outscored Green Bay 22-7 helped the Cavaliers open the tournament with a victory.
- Virginia fell 60-48 to Rutgers, the tournament champions
- The Cavaliers trailed by just two points, 29-27, at the half, and tied the game 33-33 on a three-pointer from Mikayla Venson with 6:34 remaining in the third quarter, but made just 5-of-26 shots in the remainder of the game (19.2 percent) to fall to the Scarlet Knights.
- Virginia dropped the final game to Tulane, 67-62
- For the second time in the tournament, the Cavaliers rallied to erase a double-digit deficit, trailing by as many as 11 points in the game and by 10, 40-30, with 4:35 remaining in the fourth quarter. Virginia closed out the third quarter on a 15-2 run, taking a 45-42 lead into the fourth. Tulane retook the lead, 50-47, on a three-pointer with 7:03 remaining in the game and never trailed again. The Green Wave outscored the Cavaliers 25-17 in the final period, making six of their final eight field goal attempts to close out their victory.
- Faith Randolph scored 19 points. Aliyah Huland El just missed her first career double-double with nine points and 10 rebounds

RUNS AGAINST LONGWOOD

- The Cavaliers used a 9-0 run in the first quarter, a 16-0 run in the second quarter and a 14-0 third-quarter run to down the Lancers and improve to 4-0 on the season.
- Longwood only scored four points in the third quarter

ROAD WIN VS THE SEC

- A big first-quarter by Mikayla Venson and a career-high 20 points from Aliyah Hulan El helped the Cavaliers earn a 69-52 road victory at Auburn.
- Randolph finished the game with 15 points, with eight of those coming in the first quarter. Venson scored 14 points, including 10 in the second quarter. Hulan El came off the bench to make 6-of-15 attempts from the field and 7-of-8 from the free throw line to tally her career-high 20 points
- The Tigers had a 43-39 edge in rebounding. Virginia shot 44.8 percent in the first half (13-of-29) but only made 9-of-34 (26.5 percent) in the final two quarters to shoot 34.9 percent for the game. Auburn shot 34.4 percent.

BALANCED SCORING IN THE FIRST TWO GAMES

- Virginia has had a very balanced approach to both scoring and rebounding in the first two games
- Six Cavaliers averaged 10 or more points a game through the first two contests
- In the 86-50 victory over Norfolk State, seven Cavaliers finished the game in double-digits, the first time in program history that seven players reached that benchmark in a single game
- In the opening 70-66 win at Middle Tennessee, five Cavaliers finished in double figures, a feat that the team accomplished just three times last season.
- The Virginia bench is averaged 32.5 points per game. Last year, the non-starters contributed 11.1 points per game

DEBUTS

- Three players made their Cavalier debuts in the season-opener at Middle Tennessee
- Freshman forward Moné Jones played 24 minutes, scoring six points with five rebounds
- Freshman center Debra Ferguson made her first career layup eight seconds after checking into the game for the first time
- Redshirt sophomore J'Kyra Brown scored 10 points, all in the third quarter
- Freshman Emily Battle made her collegiate debut against Norfolk State, scoring two points with a rebound

ACC STANDINGS

Through games of 2/1/16

1.	Notre Dame	9-0	21-1
	Louisville	9-0	17-5
3.	Florida State	8-1	18-4
4.	NC State	7-2	16-6
5.	Miami (FL)	6-3	18-4
	Syracuse	6-3	16-6
7.	Duke	5-4	16-7
8.	Virginia	3-5	13-9
9.	Georgia Tech	3-6	13-9
10.	Virginia Tech	2-6	14-7
	North Carolina	2-6	12-11
12.	Wake Forest	2-7	11-11
	Pittsburgh	2-7	10-12
14.	Boston College	1-7	13-8
15.	Clemson	0-8	4-17

ACC TOURNAMENT

The 39th Annual ACC Women's Basketball Tournament is set for March 2-6, 2016, and marks the 17th consecutive year the event will be held at the Greensboro Coliseum. Game times and television designations are listed below.

2016 ACC Women's Basketball Tournament Schedule

First Round - Wednesday, March 2

Game 1: Seed #12 vs Seed #13 - 1 p.m. (RSN)
Game 2: Seed #10 vs Seed #15 - 3:30 p.m. (RSN)
Game 3: Seed #11 vs Seed #14 - 6:30 p.m. (RSN)

Second Round - Thursday, March 3

Game 4: Seed #5 vs Game 1 winner - 11 a.m. (RSN)
Game 5: Seed #8 vs Seed #9 - 2 p.m. (RSN)
Game 6: Seed #7 vs Game 2 winner - 6 p.m. (RSN)
Game 7: Seed #6 vs Game 3 winner - 8 p.m. (RSN)

Quarterfinals - Friday, March 4

Game 8: Seed #4 vs Game 4 winner - 11 a.m. (RSN)
Game 9: Seed #1 vs Game 5 winner - 2 p.m. (RSN)
Game 10: Seed #2 vs Game 6 winner - 6 p.m. (RSN)
Game 11: Seed #3 vs Game 7 winner - 8 p.m. (RSN)

Semifinals - Saturday, March 5

Game 12: Semifinal 1 - 12 p.m. (ESPNU)
Game 13: Semifinal 2 - 2:30 p.m. (ESPNU)

Championship - Sunday, March 6

Game 14: - 12:30 p.m. (ESPN)

SIGNING DAY

- Head coach Joanne Boyle signed two five-star recruits and added a third with high-level international experience
- Jocelyn Willoughby is ranked the No. 8 wing in her class and No. 47 player overall by ESPN-W and No. 5 at her position and No. 28 overall by Prospects Nation. Willoughby is a standout at Newark Academy. She became the first player at her school to score 1,000 career points, doing so in her sophomore season. As a freshman and sophomore, she helped lead Newark to two-straight seasons with 21-or-more wins and back-to-back Prep B girls' basketball state titles.
- Dominique Toussaint, a 5-9 guard from Staten Island, N.Y., averaged 21.5 points, 6.4 rebounds and 3.2 assists per game as a junior. She was named the 2015 Queens Player of the Year, CHSAA Sportsmanship Player of the Year and earned First Team honors after helping lead Christ the King to the CHSAA Class AA State Semi-Final as a junior. Toussaint also earned Tri-State Second Team and NYS All-Tournament Team honors as she was a member of the team that won the NYC High School Championship and finished second in the New York State Federation Champion in 2014-15. She is ESPN-W's No. 48 overall recruit and No. 12 at her position and ranked at No. 25 by Prospect Nation in the 2016 class.
- Lisa Jablonowski, a 6-3 forward from Luxembourg, brings international experience as she has competed in 46 games in international tournaments. In 2015, Jablonowski averaged 14.6 points per game, 8.6 rebounds per game and 3.4 assists per game in the U18 European Championship. She received the Best Sportswoman, the most prestigious award in Luxembourg, for her performance in the 2014-15 season. A three-time MVP of the U16 and U18 divisions, she helped her team win the Luxembourg Cup in 2014 and guided them to second place finishes in the U14, U16 and U18 championships.

PRESEASON ALL-ACC

- Senior guard Faith Randolph was named to the 10-player Blue Ribbon Panel and the ACC Head Coaches' Preseason All-ACC Teams.
- Randolph ranked sixth in the conference in scoring at 16.4 points per game. Randolph tallied 11 20-point games last season en route to scoring her 1,000th career point during the 2015 ACC Tournament.
- Randolph was first on the team in steals (1.4 per game), third in rebounds (3.9), and third in assists (2.2). Among ACC players, she ranked first in free-throw percentage (90.7).
- Randolph was the 2014 ACC Sixth Player of the Year and a 2015 All-ACC Second Team honoree.
- Ataira Franklin was the last Cavalier to earn conference preseason accolades, earning them both her junior and senior seasons (2012 and 2013).

NUMERICAL

NO.	NAME	POS.	HT.	CLASS	HOMETOWN / PREVIOUS SCHOOL
00	Debra Ferguson	Forward	6-4	FR	Madison Heights, Va./Amherst County
1	Mikayla Venson	Guard	5-7	SO	Arlington, Va./Yorktown
2	Jae'Lisa Allen	Forward	6-2	SO	Pine Bluff, Ark./White Hall
10	J'Kyra Brown	Guard	5-11	R-SO	Rocky Mount, N.C./Rocky Mount HS/East Carolina
12	Breyana Mason	Guard	5-8	JR	Woodbridge, Va./Forest Park
13	Emily Battle	Forward	6-1	Fr.	Charlottesville, Va./St. Anne's-Belfield
20	Faith Randolph	Guard	5-10	SR	Derwood, Md./Our Lady of Good Counsel
21	Lauren Moses	Forward	6-2	SO	Mount Holly, N.J./Rancocas
23	Aliyah Huland El	Guard	6-1	SO	Randolph, N.J./Randolph
32	Moné Jones	Forward	6-3	FR	Durham, N.C./Riverside
35	Shakyna Payne	Forward	6-3	FR	Acworth, Ga./Southwest Atlanta Christian Academy
44	Sydney Umeri	Forward	6-1	JR	Acworth, Ga./The Lovett School

ALPHABETICAL

NO.	NAME	POS.	HT.	CLASS	HOMETOWN / PREVIOUS SCHOOL
2	Jae'Lisa Allen	Forward	6-2	SO	Pine Bluff, Ark./White Hall
13	Emily Battle	Forward	6-1	Fr.	Charlottesville, Va./St. Anne's-Belfield
10	J'Kyra Brown	Guard	5-11	R-SO	Rocky Mount, N.C./Rocky Mount HS/ East Carolina
00	Debra Ferguson	Forward	6-4	FR	Madison Heights, Va./Amherst County
23	Aliyah Huland El	Guard	6-1	SO	Randolph, N.J./Randolph
32	Moné Jones	Forward	6-3	FR	Durham, N.C./Riverside
12	Breyana Mason	Guard	5-8	JR	Woodbridge, Va./Forest Park
21	Lauren Moses	Forward	6-2	SO	Mount Holly, N.J./Rancocas
35	Shakyna Payne	Forward	6-3	FR	Acworth, Ga./Southwest Atlanta Christian Academy
20	Faith Randolph	Guard	5-10	SR	Derwood, Md./Our Lady of Good Counsel
44	Sydney Umeri	Forward	6-1	JR	Acworth, Ga./The Lovett School
1	Mikayla Venson	Guard	5-7	SO	Arlington, Va./Yorktown

HEAD COACH: Joanne Boyle (Duke '85), 5th Year at Virginia

ASSOCIATE HEAD COACH: Kim McNeill (Richmond '00), 5th Year at Virginia

ASSISTANT COACH: La'Keshia Frett Meredith (Georgia '97), 3rd year at Virginia

ASSISTANT COACH: Cory McNeill (Morgan State '02), 5th Year at Virginia

PRONUNCIATION GUIDE

Jae'Lisa Allen

JAY-lisa

J'Kyra Brown

Juh-KYE-rah

Aliyah Huland El

ahh-LEE-uh HOO-lund-ELLE

Shakyna Payne

shuh-KYE-nuh

Sydney Umeri

OO-merry (like Hoo)

La'Keshia Frett Meredith

Lah-KEE-shah

JAE'LISA ALLEN #2

Sophomore • Forward • 6-2 • Pine Bluff, Ark. • White Hall



2015-16

- Went 2-of-2 against NJIT, scoring four points in three minutes
- Played seven minutes against Norfolk State
- Played three minutes against Longwood (11/22)
- Appeared in the second quarter at both Georgia Tech (1/17) and Florida State (1/21)

2014-15

- Appeared in four games
- Made her collegiate debut against Radford (11/16), playing the final four minutes of the game
- Scored her first collegiate points in the final 30 seconds of the Delaware State game, giving the Cavaliers the basket that pushed them to the centruy mark

HIGH SCHOOL

- 2011-14 All-Conference
- 2014 All-State
- 2014 Full Court Award
- 2012 and 2013 All-Tournament honoree at the Music City Madness tournament
- 2014 McDonald's All-America nominee

2015-16 GAME-BY-GAME:

Opponent	GS	FG-FGA	3FG-3FGA	FT-FTA	Off-Def	Total Reb	PF	Points	A	TO	Blk	Stl	Min
Mid Tenn		DNP											
NORFOLK ST		0-2	0-0	0-0	1-0	1	2	0	0	1	0	0	7
Auburn		DNP											
LONGWOOD		0-1	0-0	0-0	0-0	0	1	0	0	0	0	0	3
Green Bay		DNP											
Rutgers		DNP											
Tulane		DNP											
IOWA		DNP											
NJIT		2-2	0-0	0-0	0-0	0	0	4	0	0	0	0	3
BGSU		DNP											
CHAR SOUTH		DNP											
Ohio State		DNP											
COPPIN		0-0	0-0	0-0	0-1	1	0	0	0	0	0	0	2
RICHMOND		DNP											
MIAMI		DNP											
NOTRE DAME		DNP											
Wake		DNP											
LOUISVILLE		DNP											
at G Tech		0-3	0-0	0-0	3-0	3	0	0	0	1	0	0	4
at FSU		0-0	0-0	0-0	0-0	0	0	0	0	0	0	0	1
PITT		DNP											
at NC State		DNP											
Duke													
VT													
SYRACUSE													
at BC													
Louisville													
CLEMSON													
UNC													
VTech													

SINGLE GAME BESTS

POINTS

Season: 4 vs NJIT (12/5)
Career: 4 vs NJIT (12/5/15)

REBOUNDS

Season: 3 at Georgia Tech (1/17/16)
Career: 3 at Georgia Tech (1/17/16)

FG MADE

Season: 2
Career: 2

FG ATTEMPTS

Season: 3
Career: 3

3 PT FG MADE

Season:
Career:

3 PT FG ATTEMPTS

Season:
Career:

FT MADE

Season:
Career:

FT ATTEMPTS

Season:
Career:

ASSISTS

Season:
Career:

BLOCKS

Season:
Career:

STEALS

Season:
Career:

VIRGINIA CAREER STATISTICS

Year	G-GS	Min/Avg	FG-FGA	Pct.	3FG-A	Pct.	FT-FTA	Pct.	O-D	T	Avg.	Pf-DQ	Ast	TO	Blk	St	Pts	Avg
2014-15	4-0	13/3.3	1-3	.333	0-0	.000	0-0	.000	0-2	2	0.5	3-0	0	0	0	0	2	0.5
2015-16	6-0	20/3.3	2-8	.250	0-0	.000	0-0	.000	4-1	5	0.8	3-0	0	2	0	0	4	0.7
TOTAL	10-0	33/3.3	3-11	.273	0-0	.000	0-0	.000	4-3	7	0.7	6-0	0	2	0	0	6	0.6

EMILY BATTLE

#13



Freshman • Forward • 6-1 • Charlottesville, Va • St. Anne's-Belfield

2015-16

- Made her collegiate debut against Norfolk State, scoring two points with a rebound

HIGH SCHOOL

- Earned All-Academic Team honors at the Flint Hill Tournament and the St. Anne's-Belfield Tip-off Tournament
- ACAC/Women's Sports Academic Scholarship
- 2015 St. Anne's-Belfield Coach's Award
- Averaged 5.4 points, 6.1 rebounds, and 1.5 blocks per game her senior season

PERSONAL

- Daughter of Martha and Robert Battle

2015-16 GAME-BY-GAME:

Opponent	GS	FG-FGA	3FG-3FGA	FT-FTA	Off-Def	Total Reb	PF	Points	A	TO	Blk	Stl	Min
Mid Tenn		DNP											
NORFOLK ST		1-1	0-0	0-0	0-1	1	0	2	0	0	0	0	2
Auburn		DNP											
LONGWOOD		0-0	0-0	0-0	0-0	0	0	0	0	0	0	0	1
Green Bay		DNP											
Rutgers		DNP											
Tulane		DNP											
IOWA		DNP											
NJIT		0-0	0-0	1-2	0-1	1	0	1	0	0	0	0	2
BGSU		0-0	0-0	0-0	0-0	0	0	0	0	1	0	0	3
CHAR SOUTH		DNP											
Ohio State		DNP											
COPPIN		0-0	0-0	0-0	0-0	0	0	0	0	0	0	0	2
RICHMOND		DNP											
MIAMI		DNP											
NOTRE DAME		DNP											
Wake		DNP											
LOUISVILLE		DNP											
at G Tech		DNP											
at FSU		DNP											
PITT		DNP											
at NC State		DNP											
Duke													
VT													
SYRACUSE													
at BC													
Louisville													
CLEMSON													
UNC													
VTech													

SINGLE GAME BESTS

POINTS

Season: 2

Career:

REBOUNDS

Season:

Career:

FG MADE

Season:

Career:

FG ATTEMPTS

Season:

Career:

3 PT FG MADE

Season:

Career:

3 PT FG ATTEMPTS

Season:

Career:

FT MADE

Season:

Career:

FT ATTEMPTS

Season:

Career:

ASSISTS

Season:

Career:

BLOCKS

Season:

Career:

STEALS

Season:

Career:

VIRGINIA CAREER STATISTICS

Year	G-GS	Min/Avg	FG-FGA	Pct.	3FG-A	Pct.	FT-FTA	Pct.	O-D	T	Avg.	Pf-DQ	Ast	TO	Blk	St	Pts	Avg
2015-16	5-0	10/2.0	1-1	1.000	0-0	.00	1-2	.500	0-2	2	0.4	0-0	0	1	0	0	3	0.6

J'KYRA BROWN

#10

RS Sophomore • Guard • 5-11 • Rocky Mount, N.C. • Rocky Mount HS



2015-16

- Scored 10 points, all in the third quarter, in her Cavalier debut at MT (11/13)
- Started Cavalier career with back-to-back 10- point games, scoring 11 in 21 minutes against Norfolk State
- Scored seven points with seven rebounds, three steals and two assists in 16 minutes against Bowling Green (12/8)

2014-15

- Sat out the season under NCAA rules after transferring from East Carolina

2013-14 AT EAST CAROLINA

- Averaged 5.9 points per game while twice named C-USA Freshman of Week
- Scored a season-high 29 points against Louisiana Tech, going 11-of-14 from the field and 6-of-8 from three-point range against the Lady Techsters

HIGH SCHOOL

- Averaged 25.5 ppg, 6.1 rpg, 3.4 spg, 2.4 apg & 1.2 bpg
- 2013 NCBCA Female Basketball POY, NC AP POY, All-District POY, Rocky Mount Female Athlete POY
- Three-time Big East POY, Rocky Mount Telegram All-Area POY
- Rocky Mount's All-Time Female Leading Scorer
- Also lettered three years in track, earning MVP honors in 2013 and was the NCHSAA State Runner-up in discus

2015-16 GAME-BY-GAME:

Opponent	GS	FG-FGA	3FG-3FGA	FT-FTA	Off-Def	Total Reb	PF	Points	A	TO	Blk	Stl	Min
Mid Tenn St		3-7	2-3	2-4	0-4	4	3	10	1	4	1	0	17
NORFOLK ST		4-6	1-2	2-2	0-2	2	3	11	3	3	0	0	21
Auburn		0-2	0-1	4-4	1-2	3	0	4	2	0	0	0	13
LONGWOOD		2-10	0-5	0-0	1-4	5	0	4	2	1	0	0	17
Green Bay		0-2	0-1	2-2	0-0	0	2	2	0	1	0	0	12
Rutgers		1-7	1-4	3-4	0-1	1	3	6	1	2	0	0	16
Tulane		0-1	0-0	0-0	0-0	0	0	0	1	1	0	0	5
IOWA		0-1	0-0	0-0	0-1	1	2	0	0	2	0	0	10
NJIT		3-8	1-4	1-1	1-0	1	2	8	3	1	0	3	17
BGSU		2-6	1-2	2-4	3-4	7	0	7	2	2	0	3	16
CHAR SOUTH		4-8	2-4	0-0	3-3	6	2	10	1	2	0	1	23
Ohio State		0-5	0-1	0-0	0-1	1	1	0	0	1	0	0	5
COPPIN		2-6	1-2	2-2	2-4	6	1	7	2	1	0	0	22
RICHMOND		3-4	2-3	0-0	1-2	3	1	8	2	0	0	1	12
MIAMI		1-2	1-1	0-0	0-1	1	1	3	1	1	0	0	11
NOTRE DAME		0-1	0-1	4-4	0-1	1	2	4	1	3	1	0	21
Wake		1-4	1-4	0-0	0-1	1	3	3	0	4	0	2	19
LOUISVILLE		1-5	0-2	2-2	2-0	2	2	4	0	3	0	1	25
at Ga Tech		0-0	0-0	2-2	1-0	1	2	2	0	2	0	1	5
at FSU		0-5	0-2	1-4	1-0	1	4	1	2	3	0	1	13
PITT		0-3	0-2	3-6	2-1	3	0	3	0	0	0	0	15
at NC State		3-9	3-8	0-0	0-5	5	2	9	0	3	0	2	23
Duke													
VT													
SYRACUSE													
at BC													
Louisville													
CLEMSON													
UNC													
VTech													

SINGLE GAME BESTS

POINTS

Season: 11 vs. Norfolk State (11/16/15)

Career:

REBOUNDS

Season: 7 vs. Bowling Green (12/8)

Career:

FG MADE

Season: 4 vs Norfolk State (11/16)

Career:

FG ATTEMPTS

Season: 10 vs. Longwood (11/22)

Career:

3 PT FG MADE

Season: 2

Career:

3 PT FG ATTEMPTS

Season: 3

Career:

FT MADE

Season: 4

Career:

FT ATTEMPTS

Season: 4

Career:

ASSISTS

Season: 3 (2x)

Career:

BLOCKS

Season:

Career:

STEALS

Season:

Career:

EAST CAROLINA CAREER STATISTICS

Year	G-GS	Min/Avg	FG-FGA	Pct.	3FG-A	Pct.	FT-FTA	Pct.	O-D	T	Avg.	Pf-DQ	Ast	TO	Blk	St	Pts	Avg
2013-14	31-1	341/11.0	63-155	.406	27-81	.333	31-42	.738	21-31	52	1.7	45-0	25	41	9	16	184	5.9

VIRGINIA CAREER STATISTICS

Year	G-GS	Min/Avg	FG-FGA	Pct.	3FG-A	Pct.	FT-FTA	Pct.	O-D	T	Avg.	Pf-DQ	Ast	TO	Blk	St	Pts	Avg
2015-16	22-0	338/15.4	30-102	.294	16-52	.308	30-41	.732	18-37	55	2.5	36-0	24	40	2	15	106	4.8

DEBRA FERGUSON

#00



Freshman • Forward • 6-4 • Madison Heights, Va • Amherst County

2015-16

- Made her collegiate debut in the 3rd Q at Middle Tenn (11/13), making a layup eight seconds after checking in

HIGH SCHOOL

- Two-time First-Team All-Conference 23 honoree at Amherst County
- 1st-Team-All-Seminole District honors after twice being named 2nd team
- As team captain her senior season, averaged 13.9 points, 8.6 reb and 2.0 blocks
- Her AAU team, the NC Spartans, won 2014 AAU National Championship in Orlando, FL.

PERSONAL

- Father is Charles Ferguson
- Mother and step-father are Rachel and James Richardson
- Older brother, Cordaro Ellis, played one year of basketball at Eastern Kentucky before transferring to Pikeville University where he was part of its 2011 NAIA I National Championship team
- Graduated with honors in the top-25 of her class at Amherst County HS
- Volunteered over 50 hours at The Daily Bread soup kitchen
- Undeclared major

2015-16 GAME-BY-GAME:

Opponent	GS	FG-FGA	3FG-3FGA	FT-FTA	Off-Def	Total Reb	PF	Points	A	TO	Blk	Stl	Min
Mid Tenn		1-1	0-0	0-0	0-0	0	0	2	0	0	0	0	4
NORFOLK ST		1-3	0-0	2-2	0-3	3	2	4	0	1	1	0	10
Auburn		DNP											
LONGWOOD		1-2	0-0	0-0	1-0	1	4	2	0	1	1	0	11
Green Bay		DNP											
Rutgers		DNP											
Tulane		DNP											
IOWA		DNP											
NJIT		0-1	0-0	0-0	0-1	1	1	0	0	1	0	0	4
BGSU		0-0	0-0	0-0	0-1	1	3	0	0	0	0	1	4
CHAR SOUTH		0-0	0-0	1-2	0-0	0	0	1	0	0	0	0	3
Ohio State		DNP											
COPPIN		0-1	0-0	0-0	0-1	1	0	0	0	1	0	0	4
RICHMOND		0-1	0-0	0-0	0-0	0	1	0	0	0	0	0	1
MIAMI		DNP											
NOTRE DAME		DNP											
Wake		DNP											
LOUISVILLE		DNP											
at Ga Tech		DNP											
at FSU		0-0	0-0	0-0	0-0	0	0	0	0	0	0	0	0+
PITT		DNP											
at NC State		DNP											
Duke		DNP											
VT													
SYRACUSE													
at BC													
Louisville													
CLEMSON													
UNC													
VTech													

SINGLE GAME BESTS

POINTS

Season: 4

Career:

REBOUNDS

Season: 3

Career:

FG MADE

Season: 1

Career:

FG ATTEMPTS

Season: 3

Career:

3 PT FG MADE

Season:

Career:

3 PT FG ATTEMPTS

Season:

Career:

FT MADE

Season: 2

Career:

FT ATTEMPTS

Season: 2

Career:

ASSISTS

Season:

Career:

BLOCKS

Season: 1

Career:

STEALS

Season:

Career:

VIRGINIA CAREER STATISTICS

Year	G-GS	Min/Avg	FG-FGA	Pct.	3FG-A	Pct.	FT-FTA	Pct.	O-D	T	Avg.	Pf-DQ	Ast	TO	Blk	St	Pts	Avg
2015-16	9-0	41/4.6	3-9	.333	0-0	.000	3-4	.750	1-6	7	0.8	11-0	0	4	2	1	9	1.0

ALIYAH HULAND EL #23

Sophomore • Guard • 6-1 • Randolph, N.J. • Randolph High



2015-16 SEASON

- Opened the season with a 10-pt performance at MT (11/13)
- Scored a career- high 20 points at Auburn (Nov. 19) followed by a 20-point performance vs. Longwood
- Nearly had her first career double-double with nine points and 10 rebounds against Tulane (11/28)
- Shot 70.0 percent (7-of-10) against NJIT, scoring 17 points with six rebounds and four assists
- Went 6-of-9, scoring 13 points against Richmond (12/29)
- Made second career start at Wake Forest (1/10)

2014-15 SEASON

- Played in all 31 games with one start
- Had back-to-back double-digit scoring games against DSU (10) Longwood (11)
- Had her first/only career start against FSU, scoring a season-high 14 points
- Scored 12 points on 5-of-7 shooting at North Carolina

HIGH SCHOOL

- Morris County's all-time leading scorer with 2,286 points and a 21.2 ppg
- Also holds Randolph High career records for rebounds (900), assists (450) and blocks (225)
- In her senior season, led the state in scoring with 810 points

2015-16 GAME-BY-GAME:

Opponent	GS	FG-FGA	3FG-3FGA	FT-FTA	Off-Def	Total Reb	PF	Points	A	TO	Blk	Stl	Min
Mid Tenn		3-8	0-2	4-6	3-0	3	3	10	2	1	1	2	20
NORFOLK ST		4-10	0-3	2-3	1-1	2	3	10	2	2	3	3	25
Auburn		6-15	1-8	7-8	2-3	5	4	20	2	4	1	3	31
LONGWOOD		9-14	2-5	0-0	3-4	7	0	20	2	1	1	2	28
Green Bay		1-6	0-3	3-4	0-1	1	1	5	0	1	0	0	16
Rutgers		0-2	0-2	0-0	0-0	0	0	0	0	2	0	1	15
Tulane		3-5	1-2	2-2	6-4	10	3	9	1	3	0	0	25
IOWA		2-5	0-1	0-0	1-2	3	5	4	0	3	1	0	16
NJIT		7-10	3-5	0-0	2-4	6	1	17	4	2	0	0	23
BGSU		6-10	2-5	0-0	0-1	1	2	14	4	2	0	2	22
CHAR SOUTH		4-10	1-5	3-3	2-3	5	3	12	1	5	0	1	23
Ohio State		4-9	3-6	1-2	0-2	2	4	12	3	1	0	0	24
COPPIN		2-6	1-2	4-4	3-2	5	4	9	1	4	1	2	20
RICHMOND		6-9	1-4	0-0	1-1	2	1	13	0	0	0	0	19
MIAMI		3-6	3-3	2-2	0-2	2	3	11	1	1	3	0	27
NOTRE DAME		0-4	0-2	0-0	1-0	1	2	0	1	4	0	1	18
Wake	*	2-5	1-2	0-0	0-2	2	4	5	2	5	0	3	29
LOUISVILLE	*	2-9	0-3	2-2	0-2	2	1	6	0	6	1	0	31
at Ga Tech	*	5-12	1-4	1-2	1-2	3	1	12	5	1	0	1	40
at FSU	*	3-7	1-3	0-0	0-4	4	5	7	0	6	0	0	24
PITT	*	3-7	2-3	0-0	1-5	6	5	8	0	4	0	1	32
at NC State	*	2-8	0-1	0-0	0-0	0	2	4	1	3	0	0	23
Duke													
VT													
SYRACUSE													
at BC													
Louisville													
CLEMSON													
UNC													
VTech													

CAREER STATISTICS

Year	G-GS	Min/Avg	FG-FGA	Pct.	3FG-A	Pct.	FT-FTA	Pct.	O-D	T	Avg.	Pf-DQ	Ast	TO	Blk	St	Pts	Avg
2014-15	31-1	552/17.8	63-189	.333	23-93	.247	24-32	.750	19-34	53	1.7	59-0	29	43	10	24	173	5.6
2015-16	22-6	531/24.1	77-177	.435	23-74	.311	31-38	.816	27-45	72	3.3	57-3	32	61	12	22	208	9.5
TOTAL	53-7	1083/20.4	140-366	.383	46-167	.275	55-70	.786	46-79	125	2.4	116-3	61	104	22	46	381	7.2

SINGLE GAME BESTS

POINTS

Season: 20 (2x) last vs Longwood (11/22)
Career: 20 (2x) last vs Longwood (11/22/15)

REBOUNDS

Season: 10 vs Tulane (11/28)
Career: 10 vs Tulane (11/28/15)

FG MADE

Season: 9 vs Longwood (11/22)
Career: 9 vs Longwood (11/22/15)

FG ATTEMPTS

Season: 15 at Auburn (11/19)
Career: 15 at Auburn (11/19/15)

FG SHOOTING

Season: 7-10 (.700) vs NJIT (12/5/15)
Career: 7-10 (.700) vs NJIT (12/5/15)

3 PT FG MADE

Season: 3
Career: 3

3 PT FG ATTEMPTS

Season: 8 at Auburn (11/19)
Career: 8 at Auburn (11/19/15)

3 PT FG PERCENTAGE

Season: 3-of-3 vs Miami (1/3)
Career: 3-of-3 vs Miami (1/3/16)

FT MADE

Season: 7 at Auburn (11/19)
Career: 7 at Auburn (11/19/15)

FT ATTEMPTS

Season: 8 at Auburn (11/19)
Career: 8 at Auburn (11/19/15)

ASSISTS

Season: 5 at Georgia Tech (1/17)
Career: 5 at Georgia Tech (1/17/16)

BLOCKS

Season: 3 (2x) last vs Miami (1/3)
Career: 3 (2x) last vs Miami (1/3/16)

STEALS

Season: 3
Career: 4 vs Longwood (12/16/14)

MONÉ JONES

#32

Freshman • Forward • 6-3 • Durham, N.C. • Riverside High School



2015-16

- Made her collegiate debut at Middle Tennessee, scoring six points with five rebounds in 24 minutes
- Had her first double-digit scoring effort against Norfolk State with 10 points on 3-of-3 shooting
- Pulled in seven rebounds against NJIT (12/5)
- Scored eight points at Florida State (1/21)

HIGH SCHOOL

- Averaged 11.7 points, 6.5 rebounds, 1.3 assists, 1.1 steals, and 3.1 blocks per game in four years at Riverside High School
- PAC 6 All-Conference and All-State team honors
- Named to the North Carolina/South Carolina All-Star Game roster
- McDonald's High School All-America nominee
- Was also a middle hitter for three years for the RHS volleyball team, earning PAC 6 All-Conference honors

2015-16 GAME-BY-GAME:

Opponent	GS	FG-FGA	3FG-3FGA	FT-FTA	Off-Def	Total Reb	PF	Points	A	TO	Blk	Stl	Min
Mid Tenn		3-8	0-0	0-0	3-2	5	4	6	0	3	0	0	24
NORFOLK ST		3-3	0-0	4-6	2-4	6	1	10	1	3	2	2	24
Auburn		1-4	0-0	0-0	3-0	3	3	2	0	2	1	1	15
LONGWOOD		2-4	0-0	3-4	3-3	6	1	7	1	2	0	0	26
Green Bay		0-1	0-0	0-0	0-0	0	4	0	2	2	1	0	15
Rutgers		1-1	0-0	0-0	2-0	2	2	2	0	0	0	1	12
Tulane		2-7	0-1	3-4	1-1	2	3	7	1	2	0	3	24
IOWA		1-3	0-0	0-0	0-1	1	2	2	0	0	1	1	16
NJIT		1-5	0-0	2-2	1-6	7	1	4	2	0	0	1	24
BGSU		1-4	0-0	1-2	1-2	3	2	3	1	0	2	0	23
CHAR SOUTH		INJ											
Ohio State		0-0	0-0	0-0	0-2	2	1	0	0	2	0	0	9
COPPIN		2-4	0-0	0-0	0-1	1	2	4	0	2	0	1	15
RICHMOND		3-7	0-1	0-0	1-3	4	3	6	1	0	0	0	18
MIAMI		1-3	0-0	0-0	0-1	1	1	2	0	2	1	0	11
NOTRE DAME		1-2	0-0	1-2	0-1	1	5	3	0	1	0	0	21
Wake		1-1	0-0	0-0	2-4	6	2	2	2	1	1	1	14
LOUISVILLE		0-3	0-0	0-0	0-1	1	3	0	0	1	0	0	20
at Ga Tech		2-3	0-0	1-1	0-2	2	0	5	1	2	1	0	21
at FSU		3-8	0-0	2-2	0-4	4	2	8	1	3	1	1	22
PITT		0-1	0-0	5-6	3-2	5	2	5	1	3	2	0	28
at NC State		0-2	0-0	0-0	0-1	1	1	0	1	1	1	1	21
Duke													
VT													
SYRACUSE													
at BC													
Louisville													
CLEMSON													
UNC													
VTech													

SINGLE GAME BESTS

POINTS

Season: 10 vs Norfolk State (11/16)

Career:

REBOUNDS

Season: 7 vs NJIT (12/5)

Career:

FG MADE

Season: 3 at MT (11/13)

Career:

FG ATTEMPTS

Season: 8 at MT (11/13)

Career:

3 PT FG MADE

Season:

Career:

3 PT FG ATTEMPTS

Season:

Career:

FT MADE

Season: 4 vs Norfolk State (11/16)

Career:

FT ATTEMPTS

Season: 4 (2x last vs Tulane (11/28))

Career:

ASSISTS

Season: 1

Career:

BLOCKS

Season: 2

Career:

STEALS

Season: 3

Career:

VIRGINIA CAREER STATISTICS

Year	G-GS	Min/Avg	FG-FGA	Pct.	3FG-A	Pct.	FT-FTA	Pct.	O-D	T	Avg.	Pf-DQ	Ast	TO	Blk	St	Pts	Avg
2015-16	21-0	403/19.2	28-74	.378	0-2	.000	22-29	.759	22-41	63	3.0	45-1	15	32	14	13	78	3.7

BREYANA MASON #12

Junior • Guard • 5-8 • Woodbridge, Va. • Forest Park



2015-16 SEASON

- Back-to-back double-digit scoring efforts in first two games of the season shooting 66.7 percent (10-of-15)
- Went 5-of-7 from the field and 6-of-6 from the line, scoring 16 points against Geen Bay (11/26) while also grabbing a career-high five steals
- Scored 10 points with 5 rebounds, 4 steals and 3 assists against Coppin
- Hit a buzzer-beating halfcourt shot to end the 3Q against Richmond (12/29), scoring seven points with a career-high eight rebounds and five assists
- Scored 14 points without attempting a three in the win over Miami (1/3)
- Followed at 5-of-8 shooting performance against Louisville with a 10-of-14 game at Georgia Tech, scoring 21 points in her first 20-pt game of the year

2014-15 SEASON

- ACC All-Academic Team
- Fourth in the ACC in assist-turnover ratio with 1.80 per game
- Seventh in the ACC in assists with 3.5 per game
- Scored a career-high 22 points against Ohio State, her first career 20-point game, going 8-of-11 from the field overall and 5-of-7 from 3pt range
- Had seven assists with 2 turnovers against Delaware State, also scoring 16 pts
- Had her second seven-assist game (with just one turnover) against BC

AT A GLANCE

- 2012-13 Gatorade Virginia Player of the Year & Parade Magazine All-American
- Attended the same high school as Virginia alum Monica Wright, breaking Wright's career scoring record, putting up 1,979 points
- Factoring in the two years of middle school (7th and 8th grade) in which she played varsity basketball, Mason scored 3,313 points in 6 prep seasons

2015-16 GAME-BY-GAME:

Opponent	GS	FG-FGA	3FG-3FGA	FT-FTA	Off-Def	Total Reb	PF	Points	A	TO	Blk	Stl	Min
Mid Tenn	*	5-8	1-1	0-0	1-1	2	1	11	2	2	1	3	37
NORFOLK ST	*	5-7	0-1	0-1	0-3	3	1	10	3	2	0	2	27
Auburn	*	3-7	0-2	0-0	0-1	1	1	6	2	1	0	3	33
LONGWOOD	*	7-11	0-0	0-0	2-4	6	0	14	1	2	0	0	26
Green Bay	*	5-7	0-1	6-6	1-1	2	1	16	1	2	0	5	40
Rutgers	*	0-6	0-1	1-2	3-2	5	3	1	2	1	0	1	34
Tulane	*	2-9	2-5	3-5	0-2	2	2	9	3	0	0	1	31
IOWA	*	3-6	2-2	2-2	1-3	4	1	10	2	4	0	3	34
NJIT	*	3-4	0-1	1-1	1-1	2	0	7	2	2	0	0	24
BGSU	*	2-5	1-4	1-2	0-2	2	2	6	2	0	0	1	23
CHAR SOUTH	*	1-7	0-3	1-2	1-1	2	2	3	3	1	0	1	29
Ohio State	*	3-10	0-2	0-0	2-0	2	2	6	6	4	0	0	31
COPPIN	*	3-8	2-3	2-2	0-5	5	3	10	3	4	0	4	27
RICHMOND	*	3-8	1-3	0-0	1-7	8	2	7	5	0	0	3	33
MIAMI	*	7-11	0-0	0-0	1-6	7	0	14	3	2	0	1	33
NOTRE DAME	*	4-10	1-1	1-2	1-3	4	2	10	3	1	0	1	28
Wake	*	2-13	0-2	4-4	1-1	2	1	8	2	3	0	2	37
LOUISVILLE	*	5-8	2-2	0-0	0-4	4	1	12	0	1	0	1	30
at Ga Tech	*	10-14	0-1	1-1	0-4	4	1	21	4	2	1	2	37
at FSU	*	7-13	1-3	0-0	1-1	2	1	15	3	1	0	1	39
PITT	*	6-17	0-0	2-2	3-1	4	3	14	3	1	0	3	38
at NC State	*	5-8	1-1	0-0	1-5	6	3	11	3	2	0	1	38
Duke													
VT													
SYRACUSE													
at BC													
Louisville													
CLEMSON													
UNC													
VTech													

SINGLE GAME BESTS

POINTS

Season: 21 at Georgia Tech (1/17)
Career: 22 vs Ohio State (11/14/14)

REBOUNDS

Season: 8 vs Richmond (12/29)
Career: 8 vs Richmond (12/29/15)

FG MADE

Season: 10 at Georgia Tech (1/17)
Career: 10 at Georgia Tech (1/17/16)

FG ATTEMPTS

Season: 14 at Georgia Tech (1/17)
Career: 17 vs ODU (3/19/15)

3 PT FG MADE

Season: 2 vs Tulane (11/28)
Career: 5 vs Ohio State (11/14/14)

3 PT FG ATTEMPTS

Season: 5 vs Tulane (11/28)
Career: 7 vs Ohio State (11/14/14)

FT MADE

Season: 6 vs Green Bay (11/26)
Career: 6 (2x) last vs Green Bay (11/26/15)

FT ATTEMPTS

Season: 6 vs Green Bay (11/26)
Career: 6 (2x) last vs Green Bay (11/26/15)

FT PERCENTAGE

Season: 6-6 vs Green Bay (11/26)
Career: 6-6 (2x) last vs Green Bay (11/26/15)

ASSISTS

Season: 6 at Ohio State (12/22)
Career: 8 at UNC (02/26/15)

BLOCKS

Season: 1 vs MT (11/13)
Career: 2 vs Davidson (12/28/14)

STEALS

Season: 5 vs Green Bay (11/26)
Career: 5 vs Green Bay (11/26/15)

DOUBLE DOUBLES

Season:
Career:

CAREER STATISTICS

Year	G-GS	Min/Avg	FG-FGA	Pct.	3FG-A	Pct.	FT-FTA	Pct.	O-D	T	Avg.	Pf-DQ	Ast	TO	Blk	St	Pts	Avg
2013-14	30-14	553/18.4	39-118	.331	9-19	.474	17-22	.773	10-32	42	1.4	32-0	37	43	0	20	104	3.5
2014-15	31-31	1016/32.8	109-265	.411	27-62	.435	51-62	.823	10-69	79	2.5	42-0	112	60	2	41	296	9.5
2015-16	22-22	709/32.2	91-197	.462	14-39	.359	25-32	.781	21-58	79	3.6	33-0	58	38	2	39	221	10.0
TOTAL	83-67	2278/27.4	239-580	.412	50-120	.417	93-116	.802	41-159	200	2.4	107-0	207	141	4	100	621	7.5

LAUREN MOSES

#21



Sophomore • Forward • 6-2 • Mount Holly, N.J. • Rancocas

2015-16 SEASON

- Team-high 13 pts at MT, first time leading the team in scoring by herself
- Scored a career-high 18 points at the Paradise Jam against Rutgers (11/27)
- Named to the Paradise Jam All-Tournament Team
- Double-double against NJIT (12/5) with 14 points (on 7-of-9 shooting) with 11 reb followed by a double-double of 12 points, 11 rebounds against BGSU (12/8)
- Was named the MVP of the Cavalier Classic Tournament after scoring 17 points on 7-of-8 shooting (starting the game 7-of-7) against Coppin, followed by a double-double with 13 points and a career-high 14 rebounds against Richmond

2014-15 SEASON

- 13th in the ACC in blocked shots with 1.10 per game
- Had her first double-digit scoring game against Toledo, scoring 14 points, 8 reb
- Led team w 13 rebounds at Ill., her first career double-digit rebounding effort
- Had her first career double-double at Clemson with 15 pts, 10 rebounds
- In the victory over Wake Forest, scored eight points, going 4-of-5 from the field, with seven rebounds, two steals, two assists and three blocked shots, including a crucial block in the final 20 seconds
- Nearly had second career double-double with 11 points and 9 rebounds at UNC
- Scored 11 points with eight rebounds in the ACC Tourney game vs Miami

HIGH SCHOOL

- Led Rancocas Valley Regional High School to four-straight State Championship games and two state titles (2013, 2011)
- Scored 1,823 points in her high school career to become Rancocas Valley's all-time leading scorer in school history, breaking the previous mark set by UVA alum Demya Walker
- Ranked in the espnW 100 rankings at No. 17 in her position and No. 98 overall

2015-16 GAME-BY-GAME:

Opponent	GS	FG-FGA	3FG-3FGA	FT-FTA	Off-Def	Total Reb	PF	Points	A	TO	Blk	Stl	Min
Mid Tenn	*	4-9	0-0	5-6	0-4	4	4	13	2	0	1	3	27
NORFOLK ST	*	5-10	0-0	2-2	4-3	7	2	12	1	1	0	2	18
Auburn	*	2-7	0-0	4-4	2-4	6	4	8	1	3	0	3	22
LONGWOOD	*	3-7	0-0	0-0	5-4	9	2	6	2	0	0	3	19
Green Bay	*	1-7	0-0	1-2	3-5	8	4	3	2	2	0	2	27
Rutgers	*	7-11	0-0	4-10	2-5	7	3	18	0	1	1	2	37
Tulane	*	5-11	0-0	0-0	4-0	4	5	10	2	4	1	1	26
IOWA	*	5-7	0-0	1-5	3-2	5	5	11	1	1	0	2	21
NJIT	*	7-9	0-0	0-4	5-6	11	1	14	2	2	1	0	28
BGSU	*	5-13	0-0	2-7	6-5	11	2	12	0	3	0	1	28
CHAR SOUTH	*	5-8	0-0	0-0	5-2	7	3	10	1	3	0	2	26
Ohio State	*	2-8	0-0	1-2	4-6	10	5	5	1	5	3	3	30
COPPIN	*	7-8	0-0	3-6	3-2	5	2	17	1	0	1	0	28
RICHMOND	*	5-12	0-0	3-4	7-7	14	4	13	1	4	1	1	27
MIAMI	*	7-11	0-0	2-4	2-4	6	4	16	0	3	2	3	32
NOTRE DAME	*	2-12	0-0	2-2	1-2	3	1	6	0	2	0	0	26
Wake	*	1-5	0-0	8-13	2-4	6	4	10	2	2	0	2	37
LOUISVILLE	*	2-6	0-0	2-4	1-10	11	2	6	0	3	2	2	30
at Ga Tech	*	3-9	0-0	1-2	3-7	10	5	7	0	1	0	0	32
at FSU	*	3-9	0-0	1-2	1-4	5	2	7	1	4	3	1	39
PITT	*	2-11	0-0	5-6	7-2	9	1	9	0	1	1	4	34
at NC State	*	4-9	0-0	2-2	1-2	3	4	10	2	1	0	2	34
Duke													
VT													
SYRACUSE													
at BC													
Louisville													
CLEMSON													
UNC													
VTech													

SINGLE GAME BESTS

POINTS

Season: 18 vs Rutgers (11/27)
Career: 18 vs Rutgers (11/27/15)

REBOUNDS

Season: 14 vs Richmond (12/29)
Career: 14 vs Richmond (12/29/15)

FG MADE

Season: 7 (2x)
Career: 7 (2x)

FG ATTEMPTS

Season: 13 vs Bowling Green (12/8)
Career: 13 vs Bowling Green (12/8/15)

FG SHOOTING

Season: 7-of-8 vs Coppin St (12/28)
Career: 7-of-8 vs Coppin St (12/28/15)

FT MADE

Season: 8 at Wake Forest (1/10)
Career: 8 at Wake Forest (1/10/16)

FT ATTEMPTS

Season: 13 at Wake Forest (1/10)
Career: 13 at Wake Forest (1/10/16)

ASSISTS

Season: 3 vs Ohio State (12/29)
Career: 3 (multiple)

BLOCKS

Season:
Career: 3 (3x)

STEALS

Season: 4 vs Pitt (1/24)
Career: 4 vs Pitt (1/24/15)

DOUBLE DOUBLES

Season: 3, last vs Richmond (12/29)
Career: 4, last vs Richmond (12/29/15)

CAREER STATISTICS

Year	G-GS	Min/Avg	FG-FGA	Pct.	3FG-A	Pct.	FT-FTA	Pct.	O-D	T	Avg.	Pf-DQ	Ast	TO	Blk	St	Pts	Avg
2014-15	31-30	731/23.6	77-183	.421	0-1	.000	35-66	.530	66-111	177	5.7	95-5	26	64	34	26	189	6.1
2015-16	22-22	628/28.5	87-199	.437	0-0	.000	49-87	.563	71-90	161	7.3	69-4	22	46	17	39	223	10.1
TOTAL	53-52	1359/25.6	164-382	.429	0-1	.000	84-153	.549	137-201	338	6.4	164-9	48	110	51	65	412	7.8

SHAKYNA PAYNE

#35



Freshman • Forward • 6-3 • Acworth, Ga. • Southwest Atlanta Christian Academy

2015-16 SEASON

- Missed the start of the season sidelined with an injury

HIGH SCHOOL

- Played four years of varsity basketball, playing three years at Etowah before finishing her senior year at Southwest Atlanta Christian Academy
- Was an honorable mention All-County player in 2011 before earning second-team honors in 2012 and then being named to the first-team in 2013
- 2014 Atlanta Journal Constitution All-State Class A Second Team
- Scored over 1,100 points in her prep career, averaging 12.6 points per game as a junior and 14.2 points with 7.3 rebounds per game her senior season
- Also played two years of varsity volleyball at Etowah as a middle blocker

PERSONAL

- Daughter of Damita Payne

SINGLE GAME BESTS

POINTS

Season:

Career:

REBOUNDS

Season:

Career:

FG MADE

Season:

Career:

FG ATTEMPTS

Season:

Career:

3 PT FG MADE

Season:

Career:

3 PT FG ATTEMPTS

Season:

Career:

FT MADE

Season:

Career:

FT ATTEMPTS

Season:

Career:

ASSISTS

Season:

Career:

BLOCKS

Season:

Career:

STEALS

Season:

Career:

2015-16 GAME-BY-GAME:

Opponent	GS	FG-FGA	3FG-3FGA	FT-FTA	Off-Def	Total Reb	PF	Points	A	TO	Blk	Stl	Min
Mid Tenn St		INJ											
NORFOLK ST		INJ											
Auburn		INJ											
LONGWOOD		INJ											
Green Bay		INJ											
Rutgers		INJ											
Tulane		INJ											
IOWA		INJ											
NJIT		INJ											
BGSU		INJ											
CHAR SOUTH		INJ											
Ohio State		INJ											
COPPIN		INJ											
RICHMOND		INJ											
MIAMI		INJ											
NOTRE DAME		INJ											
Wake		INJ											
LOUISVILLE		INJ											
at Ga Tech		INJ											
at FSU		INJ											
PITT		INJ											
at NC State		INJ											
Duke													
VT													
SYRACUSE													
at BC													
Louisville													
CLEMSON													
UNC													
VTech													

CAREER STATISTICS

Year	G-GS	Min/Avg	FG-FGA	Pct.	3FG-A	Pct.	FT-FTA	Pct.	O-D	T	Avg.	Pf-DQ	Ast	TO	Blk	St	Pts	Avg
------	------	---------	--------	------	-------	------	--------	------	-----	---	------	-------	-----	----	-----	----	-----	-----

FAITH RANDOLPH

#20

Senior • Guard • 5-10 • Derwood, Md • Our Lady of Good Counsel



2015-16 SEASON

- Preseason All-ACC
- Currently ranks 21st on the Virginia career points list
- Scored 17 points with 7 rebounds and 4 steals against Norfolk State in 17 minutes, going 6-9 from the field
- Scored 17 points with 8 assists (tying a career high), 6 rebounds and 3 steals against Charleston Southern
- Matched her career high with 26 points at Ohio State, scoring 14 of them in the third quarter, earning co-ACC Player of the Week honors, her second time in her career she garnered the honor
- Scored 16 points while also logging eight assists (with one turnover) in the win over No. 22 Miami
- Suffered a broken hand in the game against Notre Dame (1/7) and is projected to miss six weeks

2014-15 SEASON

- Second Team All-ACC; ACC All-Academic Team
- Sixth in the ACC in scoring (16.4) and 12th in field goal shooting % (39.9)
- Led the ACC and is ranked seventh in the nation in free throw percentage (90.7), the second-straight Cavalier to pace the conference in FT shooting.
- Just the fifth player in ACC history to win the free throw crown while shooting over 90 percent from the stripe
- Became the 31st member of UVA's 1000 Point Club with 4:06 remaining in the first half of the ACC Tournament game against Miami
- Tallied 11 20-point games including three 25-point performances
- Averaged 20.2 ppg in the first five games

2013-14 SEASON

- ACC Sixth Player of the Year

2015-16 GAME-BY-GAME:

Opponent	GS	FG-FGA	3FG-3FGA	FT-FTA	Off-Def	Total Reb	PF	Points	A	TO	Blk	Stl	Min
Mid Tenn	*	3-7	1-1	1-2	2-3	5	5	8	0	3	0	1	16
NORFOLK ST	*	6-9	2-4	3-4	2-5	7	0	17	4	3	1	1	17
Auburn	*	5-13	2-5	3-5	1-5	6	1	15	4	2	0	2	33
LONGWOOD	*	5-8	0-2	4-4	1-7	8	1	14	3	1	1	0	27
Green Bay	*	6-9	1-3	2-2	0-3	3	3	15	1	2	0	1	34
Rutgers	*	2-8	1-3	0-0	0-3	3	4	5	2	0	0	0	25
Tulane	*	6-20	1-5	5-5	0-1	1	0	18	2	0	0	0	34
IOWA	*	6-11	0-2	0-0	1-2	3	5	12	2	2	0	1	32
NJIT	*	5-12	2-5	0-0	0-2	2	2	12	0	2	0	2	28
BGSU	*	6-11	2-6	0-0	3-4	7	0	14	4	1	0	1	26
CHAR SOUTH	*	5-13	3-6	4-6	3-3	6	2	17	8	2	0	3	33
Ohio State	*	9-18	4-6	4-4	0-1	1	0	26	1	0	0	0	37
COPPIN	*	2-8	0-3	5-6	1-6	7	0	9	6	3	0	2	28
RICHMOND	*	5-10	0-3	1-2	1-1	2	2	11	5	2	0	1	35
MIAMI	*	5-11	1-3	5-6	1-3	4	2	16	8	1	0	4	32
NOTRE DAME	*	2-11	0-3	0-0	1-2	3	2	4	0	4	0	1	23
Wake		INJ											
LOUISVILLE		INJ											
at Ga Tech		INJ											
at FSU		INJ											
PITT		INJ											
at NC State		INJ											
Duke													
VT													
SYRACUSE													
at BC													
Louisville													
CLEMSON													
UNC													
VTech													

CAREER STATISTICS

Year	G-GS	Min/Avg	FG-FGA	Pct.	3FG-A	Pct.	FT-FTA	Pct.	O-D	T	Avg.	Pf-DQ	Ast	TO	Blk	St	Pts	Avg
2012-13	30-7	624/20.8	49-186	.263	13-66	.197	39-47	.830	13-36	49	1.6	22-0	26	47	2	18	150	5.0
2013-14	31-4	704/22.7	137-330	.415	25-88	.284	68-89	.764	45-52	97	3.1	67-1	44	56	1	43	367	11.8
2014-15	30-30	939/31.3	175-439	.399	54-147	.367	88-97	.907	21-95	116	3.9	73-1	66	63	6	42	492	16.4
2015-16	16-16	460/28.8	78-179	.436	20-60	.333	37-46	.804	17-51	68	4.3	29-2	50	28	2	20	213	13.3
TOTAL	107-57	2727/25.5	439-1134	.387	112-361	.310	232-279	.832	96-234	330	3.1	191-4	186	194	11	123	1222	11.4

SINGLE GAME BESTS

POINTS

Season: 26 at Ohio State (12/21)
Career: 26 (4x) last at Ohio State (12/21/15)

REBOUNDS

Season: 8 vs Longwood (11/22)
Career: 8 (3x) last vs Longwood (11/22/15)

FG MADE

Season: 6
Career: 11 at Louisville (01/18/15)

FG ATTEMPTS

Season: 20 vs Tulane (11/28)
Career: 22 (3x) last at Louisville (01/18/15)

3 PT FG MADE

Season: 4 at Ohio State (12/21)
Career: 5 vs Toledo (11/28/14)

3 PT FG ATTEMPTS

Season: 6
Career: 11 vs Davidson (12/28/14)

FT MADE

Season: 5 vs Tulane (11/28)
Career: 10 vs. High Point (11/11/13)

FT ATTEMPTS

Season: 5 vs Tulane (11/28)
Career: 11 vs. High Point (11/11/13)

FT PERCENTAGE

Season: 5-5 vs Tulane (11/28)
Career: 9-9 (2x) last vs Louisville (03/01/15)

ASSISTS

Season: 8 (2x) last vs Miami (1/3/16)
Career: 8 (3x) last vs Miami (1/3/16)

BLOCKS

Season: 1
Career: 1

STEALS

Season: 4 vs Miami (1/3)
Career: 4 vs Miami (1/3/16)

DOUBLE-DOUBLES

Season:
Career:

SYDNEY UMERI

#44

Junior • Forward • 6-1 • Acworth, Ga. • The Lovett School



2015-16 SEASON

- Made her first start since Jan. 5, 2014 (Pitt) in the season opener
- Made her first 4 field goal attempts at Georgia Tech, finishing with 8 pts, 7 reb
- Had a season-high eight rebounds at NC State (1/27)

2014-15 SEASON

- Had eight rebounds at Xavier
- Had the second double-digit scoring game of her career at Illinois, also matching her career high with eight rebounds

2013-14 SEASON

- Appeared in all 31 games with 11 starts, averaging 18.0 minutes per game
- Averaged 2.8 points and 2.8 rebounds per game
- Made her collegiate debut at James Madison, starting the game
- Played 30 minutes, scoring four points in her debut
- Had her first double-digit scoring game at Liberty with 12 points
- Started the first 10 games of the season before coming off the bench at FGCU
- Scored six of her eight points at Wake Forest in a span of 1:42 during the second half

AT A GLANCE

- Ranked No. 29 overall and as the No. 9 forward by ESPN HoopGurlz
- Won a gold medal with the 2011 USA Basketball's U16 team at the FIBA Americas Championship in Mérida, Mexico
- Helped lead The Lovett School to a 2012 Georgia Region 6AA championship

2015-16 GAME-BY-GAME:

Opponent	GS	FG-FGA	3FG-3FGA	FT-FTA	Off-Def	Total Reb	PF	Points	A	TO	Blk	Stl	Min
Mid Tenn	*	0-3	0-0	0-0	2-4	6	4	0	2	0	0	3	22
NORFOLK ST	*	0-2	0-0	0-0	0-1	1	1	0	0	1	0	0	21
Auburn	*	0-1	0-0	0-0	2-4	6	5	0	1	1	0	0	22
LONGWOOD	*	1-4	0-0	0-0	1-2	3	1	2	1	1	1	2	21
Green Bay	*	1-2	0-0	0-0	2-3	5	4	2	0	1	1	0	18
Rutgers	*	2-6	0-0	2-2	1-3	4	2	6	1	1	0	0	25
Tulane	*	2-3	0-0	0-0	1-3	4	4	4	0	2	1	1	25
IOWA	*	3-7	0-0	0-0	0-0	0	2	6	1	0	1	0	33
NJIT	*	0-1	0-0	2-2	3-1	4	2	2	0	2	0	2	19
BGSU	*	1-3	0-0	0-0	2-4	6	3	2	0	1	1	0	23
CHAR SOUTH	*	3-5	0-0	2-2	4-1	5	1	8	0	0	1	0	31
Ohio State	*	0-2	0-0	0-0	4-3	7	2	0	0	1	0	0	28
COPPIN	*	0-1	0-0	3-4	1-2	3	0	3	0	1	1	1	21
RICHMOND	*	1-4	0-0	0-0	3-3	6	1	2	0	1	1	0	22
MIAMI	*	1-4	0-0	0-0	0-1	1	3	2	1	1	1	1	18
NOTRE DAME	*	1-1	0-0	0-0	1-3	4	2	2	0	1	2	1	26
Wake	*	2-4	0-0	0-0	1-0	1	5	4	2	3	1	1	25
LOUISVILLE	*	0-0	0-0	0-0	3-2	5	2	0	0	2	1	1	30
at Ga Tech	*	4-5	0-0	0-0	2-5	7	5	8	0	1	2	0	25
at FSU	*	1-1	0-0	0-0	1-2	3	2	2	2	1	0	1	29
PITT	*	1-2	0-0	0-0	0-1	1	3	2	0	2	1	0	18
at NC State	*	2-6	0-0	0-0	4-4	8	1	4	0	3	1	0	27
at Duke													
VT													
SYRACUSE													
at BC													
Louisville													
CLEMSON													
UNC													
VTech													

CAREER STATISTICS

Year	G-GS	Min/Avg	FG-FGA	Pct.	3FG-A	Pct.	FT-FTA	Pct.	O-D	T	Avg.	Pf-DQ	Ast	TO	Blk	St	Pts	Avg
2013-14	31-11	557/18.0	32-93	.344	0-0	.000	22-33	.667	46-42	88	2.8	64-2	15	43	4	17	86	2.8
2014-15	30-0	554/18.5	34-73	.466	0-0	.000	14-16	.875	25-66	91	3.0	51-1	18	29	14	11	82	2.7
2015-16	22-22	529/24.0	26-67	.388	0-0	.000	9-10	.900	38-52	90	4.1	55-3	11	27	17	14	61	2.8
TOTAL	84-33	1661/19.8	93-235	.396	0-0	.000	45-59	.763	111-165	276	3.3	174-6	45	100	35	42	231	2.8

SINGLE GAME BESTS

POINTS

Season: 8 (2x) last at Georgia Tech (1/17)
Career: 12 at Liberty (11/19/13)

REBOUNDS

Season: 8 at NC State (1/27)
Career: 8 (4x)

FG MADE

Season: 4 at Georgia Tech (1/17)
Career: 4 (several)

FG ATTEMPTS

Season: 7 vs Iowa (12/02)
Career: 7 (2x) last vs Iowa (12/02)

3 PT FG MADE

Season:
Career:

3 PT FG ATTEMPTS

Season: --
Career: --

FT MADE

Season: 2
Career: 5 vs. UMES (12/17/13)

FT ATTEMPTS

Season: 2
Career: 6 vs. UMES (12/17/13)

ASSISTS

Season: 2
Career: 2

BLOCKS

Season:
Career: 2 (multiple)

STEALS

Season: 3 at Middle Tennessee (11/13)
Career: 3 at Middle Tennessee (11/13/15)

DOUBLE DOUBLES

Season:
Career:

MIKAYLA VENSON

#1

Sophomore • Guard • 5-7 • Arlington, Va. • Yorktown High



2015-16 SEASON

- Scored a then-career-high 25 points in the Paradise Jam opener against Green Bay, going 8-8 from the free throw line, including making six free throws in the final 1:32
- Had a streak of 12-straight games of double-digit scoring snapped against Tulane (11/28)
- Set a new career high in the Big 10/ACC Challenge game against Iowa, scoring 28 points, with 15 of those coming in the fourth quarter
- Scored her 500th career point during her 10-point second-half against Bowling Green (12/8)
- Went 9-of-12 (75.0 percent), including 4-of-6 from three, scoring 24 points with six assists against Charleston Southern (12/18)
- Had her second-straight 24-point game at Ohio State (12/21), going 4-of-5 from three-point range
- Snapped a streak of 26-consecutive made free throws against Ohio State (12/21)
- Cavalier Classic All-Tournament team
- Snapped a streak of 12-straight double-digit scoring games at FSU (1/21)
- Scored 12 points in the final 5 minutes of the Pitt game (1/24)

2014-15 SEASON

- ACC All-Freshman Team (Blue Ribbon Panel)
- Set the Virginia freshman record for made-3's in a season (58)
- Had four 20-point games
- Had the best single-game three-point shooting efficiency in school history with a 6-for-6 performance in the win over NC State

HIGH SCHOOL

- Played freshman season at Yorktown High School, averaging 14.3 points per game and 5.5 assists per game before retiring from high school basketball three games into her sophomore season

2015-16 GAME-BY-GAME:

Opponent	GS	FG-FGA	3FG-3FGA	FT-FTA	Off-Def	Total Reb	PF	Points	A	TO	Blk	Stl	Min
Mid Tenn	*	3-9	1-4	3-4	1-4	5	3	10	3	6	0	3	33
NORFOLK ST	*	4-11	2-7	0-0	0-2	2	1	10	2	1	0	4	28
Auburn	*	5-14	2-7	2-3	0-1	1	1	14	1	0	0	2	31
LONGWOOD	*	3-10	0-3	6-8	1-1	2	2	12	3	0	0	3	21
Green Bay	*	7-13	3-8	8-8	0-4	4	1	25	2	4	0	0	38
Rutgers	*	4-18	2-9	0-0	0-2	2	1	10	2	2	1	0	36
Tulane	*	2-7	1-4	0-0	0-4	4	4	5	1	1	0	1	30
IOWA	*	9-18	4-10	6-6	0-1	1	2	28	3	4	0	0	38
NJIT	*	5-13	2-5	0-0	0-1	1	0	12	5	1	0	0	28
BGSU	*	2-9	2-8	4-4	0-3	3	4	10	3	4	0	1	32
CHAR SOUTH	*	9-12	4-6	2-2	1-2	3	3	24	6	2	0	0	32
Ohio State	*	7-18	4-5	6-8	0-4	4	2	24	3	2	0	1	36
COPPIN	*	6-11	2-3	2-2	0-3	3	1	16	4	4	1	1	31
RICHMOND	*	5-14	1-6	0-0	0-1	1	0	11	0	1	0	0	33
MIAMI	*	4-12	1-2	3-4	0-0	0	2	12	5	5	0	1	36
NOTRE DAME	*	6-13	4-8	1-2	0-5	5	1	17	2	2	0	3	37
Wake	*	5-15	3-8	7-7	1-1	2	3	20	0	3	0	4	39
LOUISVILLE	*	5-14	1-4	2-4	0-0	0	2	13	4	3	0	1	34
at Ga Tech	*	9-15	4-7	1-2	0-2	2	0	23	6	2	0	1	36
at FSU	*	3-8	1-4	1-1	1-2	3	4	8	1	4	0	0	33
PITT	*	3-14	2-4	6-6	1-1	2	1	14	2	2	0	3	35
at NC State	*	4-11	2-5	4-5	0-3	3	4	14	4	3	0	0	34
at Duke													
VT													
SYRACUSE													
at BC													
Louisville													
CLEMSON													
UNC													
VTech													

CAREER STATISTICS

Year	G-GS	Min/Avg	FG-FGA	Pct.	3FG-A	Pct.	FT-FTA	Pct.	O-D	T	Avg.	Pf-DQ	Ast	TO	Blk	St	Pts	Avg
2014-15	31-31	1028/33.2	130-293	.444	61-148	.412	47-56	.839	4-64	68	2.2	62-0	74	89	4	34	368	11.9
2015-16	22-22	731/33.2	110-279	.394	48-127	.378	64-76	.842	6-47	53	2.4	42-0	62	56	2	29	332	15.1
TOTAL	53-53	1759/33.2	240-572	.420	109-275	.396	111-132	.841	10-111	121	2.3	104-0	136	145	6	63	700	13.2

SINGLE GAME BESTS

POINTS

Season: 28 vs Iowa (12/02)

Career: 28 vs Iowa (12/02/15)

REBOUNDS

Season: 5 (2x) last vs Notre Dame (01/07)

Career: 7 vs Drexel (12/29/14)

FG MADE

Season: 9 (2x) last vs Charleston So (12/18)

Career: 9 (2x) last vs Charleston So (12/18/15)

FG ATTEMPTS

Season: 18 (3x) last at Ohio State (12/21)

Career: 18 (3x) last at Ohio State (12/21/15)

3 PT FG MADE

Season: 4 (3x) last at Ohio State (12/21)

Career: 6 vs NC State (01/29/15)

3 PT FG ATTEMPTS

Season: 10 vs Iowa (12/02)

Career: 10 (3x) last vs Iowa (12/02/15)

3 PT FG PERCENTAGE

Season: 4-5 at Ohio State (12/21)

Career: 6-6 vs NC State (01/29/15)*

FT MADE

Season: 8 vs Green Bay (11/26)

Career: 8 (2x) last vs Green Bay (11/26/15)

FT ATTEMPTS

Season: 8 (2x)

Career: 8

FT PERCENTAGE

Season: 8-8 vs Green Bay (11/26)

Career: 8-8 last vs Green Bay (11/26/15)

ASSISTS

Season: 6 vs Charleston So (12/18)

Career: 6 (2x) last vs vs Charleston So (12/18/15)

BLOCKS

Season: 1

Career: 1 (multiple)

STEALS

Season: 4 (2x) last at Wake (1/10/16)

Career: 5 at FIU (11/30/14)

DOUBLE DOUBLES

Season:

Career:

*Denotes school record

**2015-16 Virginia Women's Basketball
Virginia Combined Team Statistics (as of Jan 27, 2016)
All games**

RECORD:	OVERALL	HOME	AWAY	NEUTRAL
ALL GAMES	13-9	8-4	4-3	1-2
CONFERENCE	3-5	1-3	2-2	0-0
NON-CONFERENCE	10-4	7-1	2-1	1-2

##	Player	gp-gs	min	avg	Total		3-Point		F-Throw		Rebounds				pf	dq	a	to	blk	stl	pts	avg
					fg-fga	fg%	3fg-fga	3fg%	ft-fa	ft%	off	def	tot	avg								
01	Mikayla Venson	22-22	731	33.2	110-279	.394	48-127	.378	64-76	.842	6	47	53	2.4	42	0	62	56	2	29	332	15.1
20	Faith Randolph	16-16	460	28.8	78-179	.436	20-60	.333	37-46	.804	17	51	68	4.3	29	2	50	28	2	20	213	13.3
21	Lauren Moses	22-22	628	28.5	87-199	.437	0-0	.000	49-87	.563	71	90	161	7.3	69	4	22	46	17	39	223	10.1
12	Breyana Mason	22-22	709	32.2	91-197	.462	14-39	.359	25-32	.781	21	58	79	3.6	33	0	58	38	2	39	221	10.0
23	Aliyah Huland El	22-6	531	24.1	77-177	.435	23-74	.311	31-38	.816	27	45	72	3.3	57	3	32	61	12	22	208	9.5
10	J'Kyra Brown	22-0	338	15.4	30-102	.294	16-52	.308	30-41	.732	18	37	55	2.5	36	0	24	40	2	15	106	4.8
32	Mone Jones	21-0	403	19.2	28-74	.378	0-2	.000	22-29	.759	22	41	63	3.0	45	1	15	32	14	13	78	3.7
44	Sydney Umeri	22-22	529	24.0	26-67	.388	0-0	.000	9-10	.900	38	52	90	4.1	55	3	11	27	17	14	61	2.8
00	Debra Ferguson	9-0	41	4.6	3-9	.333	0-0	.000	3-4	.750	1	6	7	0.8	11	0	0	4	2	1	9	1.0
02	Jae'Lisa Allen	6-0	20	3.3	2-8	.250	0-0	.000	0-0	.000	4	1	5	0.8	3	0	0	2	0	0	4	0.7
13	Emily Battle	5-0	10	2.0	1-1	1.000	0-0	.000	1-2	.500	0	2	2	0.4	0	0	0	1	0	0	3	0.6
Team											62	58	120					9				
Total.....		22	4400		533-1292	.413	121-354	.342	271-365	.742	287	488	775	35.2	380	13	274	344	70	192	1458	66.3
Opponents.....		22	4400		487-1209	.403	110-370	.297	240-354	.678	278	503	781	35.5	386	-	267	425	81	158	1324	60.2

TEAM STATISTICS	VA	OPP	Date	Opponent	Score	Att.
SCORING	1458	1324	11/13/15	at Middle Tennessee	w 70-66	5613
Points per game	66.3	60.2	11/16/15	NORFOLK STATE	w 86-50	0
Scoring margin	+6.1	-	11/19/15	at Auburn	w 69-52	1675
FIELD GOALS-ATT	533-1292	487-1209	11/22/15	LONGWOOD	w 81-46	3616
Field goal pct	.413	.403	11/26/15	vs Green Bay	w 68-59	0
3 POINT FG-ATT	121-354	110-370	11/27/15	vs Rutgers	L 48-60	0
3-point FG pct	.342	.297	11/28/15	vs Tulane	L 62-67	0
3-pt FG made per game	5.5	5.0	12/02/15	IOWA	L 73-85	3360
FREE THROWS-ATT	271-365	240-354	12/05/15	NJIT	w 81-54	3268
Free throw pct	.742	.678	12/08/15	BOWLING GREEN	w 68-39	10048
F-Throws made per game	12.3	10.9	12/18/15	CHARLESTON SOUTHERN	w 85-65	2975
REBOUNDS	775	781	12/21/15	at Ohio State	L 73-93	4778
Rebounds per game	35.2	35.5	12/28/15	COPPIN STATE	w 75-40	3062
Rebounding margin	-0.3	-	12/29/15	RICHMOND	w 71-51	3190
ASSISTS	274	267	* 01/03/16	MIAMI	w 76-56	3656
Assists per game	12.5	12.1	* 01/07/16	NOTRE DAME	L 46-74	3394
TURNOVERS	344	425	* 01/10/16	at Wake Forest	w 52-50	875
Turnovers per game	15.6	19.3	* 01/14/16	LOUISVILLE	L 41-59	2880
Turnover margin	+3.7	-	* 1/17/16	at Georgia Tech	w 78-67	1041
Assist/turnover ratio	0.8	0.6	* 01/21/16	at Florida State	L 48-70	2495
STEALS	192	158	* 01/24/16	PITTSBURGH	L 55-58	2895
Steals per game	8.7	7.2	* 1/27/16	at NC State	L 52-63	1499
BLOCKS	70	81				
Blocks per game	3.2	3.7				
ATTENDANCE	42344	17976				
Home games-Avg/Game	12-3529	7-2568				
Neutral site-Avg/Game	-	3-0				

* - Conference game

Score by Periods	1st	2nd	3rd	4th	Totals
Virginia	351	359	391	357	1458
Opponents	338	286	330	370	1324

**2015-16 Virginia Women's Basketball
Virginia Combined Team Statistics (as of Jan 27, 2016)
Conference games**

RECORD:	OVERALL	HOME	AWAY	NEUTRAL
ALL GAMES	3-5	1-3	2-2	0-0
CONFERENCE	3-5	1-3	2-2	0-0
NON-CONFERENCE	0-0	0-0	0-0	0-0

#	Player	gp-gs	min	avg	Total		3-Point		F-Throw		Rebounds								a	to	blk	stl	pts	avg
					fg-fga	fg%	3fg-fga	3fg%	ft-fa	ft%	off	def	tot	avg	pf	dq								
01	Mikayla Venson	8-8	284	35.5	39-102	.382	18-42	.429	25-31	.806	3	14	17	2.1	17	0	24	24	0	13	121	15.1		
12	Breyana Mason	8-8	280	35.0	46-94	.489	5-10	.500	8-9	.889	8	25	33	4.1	12	0	21	13	1	12	105	13.1		
20	Faith Randolph	2-2	55	27.5	7-22	.318	1-6	.167	5-6	.833	2	5	7	3.5	4	0	8	5	0	5	20	10.0		
21	Lauren Moses	8-8	264	33.0	24-72	.333	0-0	.000	23-35	.657	18	35	53	6.6	23	1	5	17	8	14	71	8.9		
23	Aliyah Huland El	8-6	224	28.0	20-58	.345	8-21	.381	5-6	.833	3	17	20	2.5	23	2	10	30	4	6	53	6.6		
10	J'Kyra Brown	8-0	132	16.5	6-29	.207	5-20	.250	12-18	.667	6	9	15	1.9	16	0	4	19	1	7	29	3.6		
32	Mone Jones	8-0	158	19.8	8-23	.348	0-0	.000	9-11	.818	5	16	21	2.6	16	1	6	14	7	3	25	3.1		
44	Sydney Umeri	8-8	198	24.8	12-23	.522	0-0	.000	0-0	.000	12	18	30	3.8	23	2	5	14	9	5	24	3.0		
02	Jae'Lisa Allen	2-0	5	2.5	0-3	.000	0-0	.000	0-0	.000	3	0	3	1.5	0	0	0	1	0	0	0	0.0		
00	Debra Ferguson	1-0	0	0.0	0-0	.000	0-0	.000	0-0	.000	0	0	0	0.0	0	0	0	0	0	0	0	0.0		
Team											20	22	42				4							
Total.....		8	1600		162-426	.380	37-99	.374	87-116	.750	80	161	241	30.1	134	6	83	141	30	65	448	56.0		
Opponents.....		8	1600		184-446	.413	39-141	.277	90-128	.703	112	190	302	37.8	146	-	113	150	21	70	497	62.1		

TEAM STATISTICS	VA	OPP	Date	Opponent	Score	Att.
SCORING	448	497	* 01/03/16	MIAMI	W 76-56	3656
Points per game	56.0	62.1	* 01/07/16	NOTRE DAME	L 46-74	3394
Scoring margin	-6.1	-	* 01/10/16	at Wake Forest	W 52-50	875
FIELD GOALS-ATT	162-426	184-446	* 01/14/16	LOUISVILLE	L 41-59	2880
Field goal pct	.380	.413	* 1/17/16	at Georgia Tech	W 78-67	1041
3 POINT FG-ATT	37-99	39-141	* 01/21/16	at Florida State	L 48-70	2495
3-point FG pct	.374	.277	* 01/24/16	PITTSBURGH	L 55-58	2895
3-pt FG made per game	4.6	4.9	* 1/27/16	at NC State	L 52-63	1499
FREE THROWS-ATT	87-116	90-128	* - Conference game			
Free throw pct	.750	.703				
F-Throws made per game	10.9	11.3				
REBOUNDS	241	302				
Rebounds per game	30.1	37.8				
Rebounding margin	-7.6	-				
ASSISTS	83	113				
Assists per game	10.4	14.1				
TURNOVERS	141	150				
Turnovers per game	17.6	18.8				
Turnover margin	+1.1	-				
Assist/turnover ratio	0.6	0.8				
STEALS	65	70				
Steals per game	8.1	8.8				
BLOCKS	30	21				
Blocks per game	3.8	2.6				
ATTENDANCE	12825	5910				
Home games-Avg/Game	4-3206	4-1478				
Neutral site-Avg/Game	-	0-0				

Score by Periods **1st** **2nd** **3rd** **4th** **Totals**



Official Basketball Box Score -- Game Totals -- Final Statistics

Virginia vs Middle Tennessee

11/13/15 6:30 PM at Murfreesboro, Tenn.

Virginia 70 • 1-0

#	Player	Total		3-Ptr		Rebounds			PF	TP	A TO Blk Stl				Min
		FG-FGA	FG-FGA	FT-FTA	FT-FTA	Off	Def	Tot			A	TO	Blk	Stl	
21	Lauren Moses	f	4-9	0-0	5-6	0	4	4	4	13	2	0	1	3	27
44	Sydney Umeri	f	0-3	0-0	0-0	2	4	6	4	0	2	0	0	3	22
01	Mikayla Venson	g	3-9	1-4	3-4	1	4	5	3	10	3	6	0	3	33
12	Breyana Mason	g	5-8	1-1	0-0	1	1	2	1	11	2	2	1	3	37
20	Faith Randolph	g	3-7	1-1	1-2	2	3	5	5	8	0	3	0	1	16
00	Debra Ferguson	g	1-1	0-0	0-0	0	0	0	0	2	0	0	0	0	4
10	J'Kyra Brown	g	3-7	2-3	2-4	0	0	4	3	10	1	4	1	0	17
23	Aliyah Huland El	g	3-8	0-2	4-6	3	0	3	3	10	2	1	1	2	20
32	Mone Jones	g	3-8	0-0	0-0	3	2	5	4	6	0	3	0	0	24
Team						5	3	8			2				
Totals			25-60	5-11	15-22	17	25	42	27	70	12	21	4	15	200

FG % 1st Half: 14-36 38.9% 2nd half: 11-24 45.8% Game: 25-60 41.7%
3FG % 1st Half: 3-5 60.0% 2nd half: 2-6 33.3% Game: 5-11 45.5%
FT % 1st Half: 4-6 66.7% 2nd half: 11-16 68.8% Game: 15-22 68.2%

Deadball
Rebounds
4

Middle Tennessee 66 • 0-1

#	Player	Total		3-Ptr		Rebounds			PF	TP	A TO Blk Stl				Min
		FG-FGA	FG-FGA	FT-FTA	FT-FTA	Off	Def	Tot			A	TO	Blk	Stl	
00	JOHNSON, Alex	f	1-4	0-0	0-0	1	1	2	3	2	1	2	0	0	22
14	REUTER, Rebecca	f	1-2	0-1	4-4	3	2	5	5	6	0	3	3	2	28
22	EDWARDS, Brea	g	8-16	5-9	9-12	1	6	7	1	30	0	0	0	2	36
10	PETTY, Ty	g	4-13	1-3	3-5	1	4	5	4	12	2	7	1	1	35
34	JONES, Olivia	g	1-9	0-6	2-8	1	2	3	2	4	4	5	0	6	37
05	SISSOM, Abbey	g	2-3	0-1	4-4	2	1	3	1	8	0	1	0	0	12
04	COLLIER, Katie	g	0-0	0-0	0-0	0	0	0	1	0	0	0	0	0	0
23	LYON, Gabby	g	0-1	0-0	0-0	2	2	4	3	0	0	2	1	1	17
31	PORTER, TiAnna	g	1-2	0-0	0-2	1	0	1	0	2	1	1	1	0	8
32	WARDEN, Caroline	g	1-1	0-0	0-0	0	0	0	0	2	1	1	0	0	5
Team						1	3	4							
Totals			19-51	6-20	22-35	13	21	34	20	66	9	22	6	12	200

FG % 1st Half: 9-27 33.3% 2nd half: 10-24 41.7% Game: 19-51 37.3%
3FG % 1st Half: 3-12 25.0% 2nd half: 3-8 37.5% Game: 6-20 30.0%
FT % 1st Half: 6-15 40.0% 2nd half: 16-20 80.0% Game: 22-35 62.9%

Deadball
Rebounds
7

Officials: Marla Gearhart, Charlie Hust, Doug Knight
Technical fouls: Virginia-None. Middle Tennessee-None.
Attendance: 5613

Score by periods	1st	2nd	3rd	4th	Total
Virginia	15	20	21	14	70
Middle Tennessee	13	14	19	20	66

Points	In	Off	2nd	Fast	Bench
VA	26	18	19	4	28
MT	24	20	13	6	12

Last FG - VA 4th-02:02, MT 4th-00:25.
Largest lead - VA by 12 3rd-00:53, MT by 5 1st-07:58.
VA led for 32:48. MT led for 06:03. Game was tied for 01:09.

Score tied - 1 time.
Lead changed - 1 time.

Official Basketball Box Score -- Game Totals -- Final Statistics

Virginia vs Auburn

11/19/15 6:00 pm at Auburn Arena -- Auburn, Ala.

Virginia 69 • 3-0

#	Player	Total		3-Ptr		Rebounds			PF	TP	A TO Blk Stl				Min
		FG-FGA	FG-FGA	FT-FTA	FT-FTA	Off	Def	Tot			A	TO	Blk	Stl	
21	Lauren Moses	f	2-7	0-0	4-4	2	4	6	4	8	1	3	0	0	22
44	Sydney Umeri	f	0-1	0-0	0-0	2	4	6	5	0	1	1	0	0	22
01	Mikayla Venson	g	5-14	2-7	2-3	0	1	1	1	14	1	0	0	2	31
12	Breyana Mason	g	3-7	0-2	0-0	0	1	1	1	6	2	1	0	3	33
20	Faith Randolph	g	5-13	2-5	3-5	1	5	6	1	15	4	2	0	2	33
10	J'Kyra Brown	g	0-2	0-1	4-4	1	2	3	0	4	2	0	0	0	13
23	Aliyah Huland El	g	6-15	1-8	7-8	2	3	5	4	20	2	4	1	3	31
32	Mone Jones	g	1-4	0-0	0-0	3	0	3	3	2	0	2	1	1	15
Team						3	5	8							
Totals			22-63	5-23	20-24	14	25	39	19	69	13	13	2	14	200

FG % 1st Half: 13-29 44.8% 2nd half: 9-34 26.5% Game: 22-63 34.9%
3FG % 1st Half: 4-11 36.4% 2nd half: 1-12 8.3% Game: 5-23 21.7%
FT % 1st Half: 11-15 73.3% 2nd half: 9-9 100.0% Game: 20-24 83.3%

Deadball
Rebounds
2,1

Auburn 52 • 2-1

#	Player	Total		3-Ptr		Rebounds			PF	TP	A TO Blk Stl				Min
		FG-FGA	FG-FGA	FT-FTA	FT-FTA	Off	Def	Tot			A	TO	Blk	Stl	
15	Jones,Jazmine	f	3-3	0-0	1-2	2	2	4	3	7	0	4	0	2	17
44	Tanner,Tra'Cee	f	3-7	0-0	0-0	6	3	9	2	6	0	1	2	2	24
10	Montgomery,Brandy	g	3-12	1-3	1-2	1	2	3	0	8	1	3	0	0	35
13	Frerking,Katie	g	2-7	1-3	3-4	0	5	5	1	8	2	1	2	0	31
04	Dieng,Khady	g	1-4	0-2	1-2	1	6	7	3	3	1	2	0	1	20
03	Sanders,Erica	g	0-1	0-1	0-0	0	0	0	2	0	0	2	0	0	17
12	Garvin,Jonika	g	2-5	0-1	0-0	0	2	2	3	4	0	0	1	0	11
23	Jones,Jessica	g	0-1	0-0	0-0	0	1	1	0	0	0	1	1	1	8
33	McKay,Janiah	g	7-18	0-3	2-5	1	3	4	1	16	0	5	0	0	29
35	Capers,Cabriana	g	0-3	0-0	0-0	2	1	3	3	0	1	1	0	1	8
Team						2	3	5							
Totals			21-61	2-13	8-15	15	28	43	18	52	5	20	6	7	200

FG % 1st Half: 8-27 29.6% 2nd half: 13-34 38.2% Game: 21-61 34.4%
3FG % 1st Half: 2-9 22.2% 2nd half: 0-4 0.0% Game: 2-13 15.4%
FT % 1st Half: 4-6 66.7% 2nd half: 4-9 44.4% Game: 8-15 53.3%

Deadball
Rebounds
6,1

Officials: Eric Brewton, Dawn Marsh, Ed Sidlasky
Technical fouls: Virginia-None. Auburn-None.
Attendance: 1675

Score by periods	1st	2nd	3rd	4th	Total
Virginia	13	28	15	13	69
Auburn	10	12	16	14	52

Points	In	Off	2nd	Fast	Bench
VA	30	24	12	10	26
AU	38	16	16	10	26

Last FG - VA 4th-00:17, AU 4th-00:54.
Largest lead - VA by 23 4th-07:33, AU by 4 1st-06:45.
VA led for 31:42. AU led for 05:42. Game was tied for 02:36.

Score tied - 2 times.
Lead changed - 1 time.

Official Basketball Box Score -- Game Totals -- Final Statistics

Norfolk State vs Virginia

11/16/15 7 p.m. at JPJ Arena, Charlottesville, Va.

Norfolk State 50 • 0-2

#	Player	Total		3-Ptr		Rebounds			PF	TP	A TO Blk Stl				Min
		FG-FGA	FG-FGA	FT-FTA	FT-FTA	Off	Def	Tot			A	TO	Blk	Stl	
21	ROBERTS,Kayla	f	6-19	2-5	0-0	2	3	5	4	14	1	8	1	3	27
25	BESLOW,Siobhan	f	5-10	0-0	1-2	14	1	15	2	11	0	2	1	0	33
03	LAWRENCE,Koryn	g	3-9	0-1	0-0	2	3	5	5	6	2	4	0	3	32
14	DANIELS,Brehanna	g	2-10	0-2	0-0	2	1	3	0	4	1	0	0	1	21
20	DOBY,Ashante	g	0-8	0-4	0-0	0	1	1	1	0	0	3	0	1	23
02	HANNAH,Yazmen	g	1-5	0-4	1-2	0	3	3	1	3	1	3	0	2	20
11	HARPER,Dominique	g	3-5	0-0	3-3	0	2	2	0	9	2	1	0	0	18
13	LONG,Alexys	g	0-5	0-1	1-2	0	1	1	0	1	1	1	0	0	7
32	TANNER,Shayla	g	1-3	0-0	0-0	1	2	3	3	2	0	1	0	0	11
40	SPICER,Ronesia	g	0-3	0-0	0-0	1	0	1	1	0	0	0	0	0	8
Team						5	2	7							
Totals			21-77	2-17	6-9	27	19	46	17	50	8	23	5	7	200

FG % 1st Half: 11-35 31.4% 2nd half: 10-42 23.8% Game: 21-77 27.3%
3FG % 1st Half: 1-7 14.3% 2nd half: 1-10 10.0% Game: 2-17 11.8%
FT % 1st Half: 0-0 0.0% 2nd half: 6-9 66.7% Game: 6-9 66.7%

Deadball
Rebounds
1

Virginia 86 • 2-0

#	Player		Total		3-Ptr		Rebounds			PF	TP	A TO Blk Stl				Min
			FG-FGA	FG-FGA	FT-FTA	Off	Def	Tot	A			TO	Blk	Stl		
21	Lauren Moses	f	5-10	0-0	2-2	4	3	7	2	12	1	1	0	2	18	
44	Sydney Umeri	f	0-2	0-0	0-0	0	1	1	0	0	0	1	0	0	21	
01	Mikayla Venson	g	4-11	2-7	0-0	0	2	2	1	10	2	1	0	4	28	
12	Breyana Mason	g	5-7	0-1	0-1	0	3	3	1	10	3	2	0	2	27	
20	Faith Randolph	g	6-9	2-4	3-4	2	5	7	0	17	4	3	1	1	17	
00	Debra Ferguson		1-3	0-0	2-2	0	3	3	2	4	0	1	1	0	10	
02	Jae'Lisa Allen		0-2	0-0	0-0	1	0	1	2	0	0	1	0	0	7	
10	J'Kyra Brown		4-6	1-2	2-2	0	2	2	3	11	3	3	0	0	21	
13	Emily Battle		1-1	0-0	0-0	0	1	1	0	2	0	0	0	0	2	
23	Aliyah Huland El		4-10	0-3	2-3	1	1	2	3	10	2	2	3	3	25	
32	Mone Jones		3-3	0-0	4-6	2	4	6	1	10	1	3	2	2	24	
	Team					3	6	9								
Totals			33-64	5-17	15-20	13	31	44	16	86	16	18	7	14	200	



Official Basketball Box Score -- Game Totals -- Final Statistics Virginia vs Green Bay 11/26/15 2:00 p.m.AST at St. Thomas, U.S. Virgin Islands

Virginia 68 • 4-0

#	Player	Total			3-Ptr			Rebounds			PF	TP	A	TO	Blk	Stl	Min
		FG-FGA	FG-FGA	FT-FTA	Off	Def	Tot										
21	Lauren Moses	f	1-7	0-0	1-2	3	5	8	4	3	2	2	0	2	27		
44	Sydney Umeri	f	1-2	0-0	0-0	2	3	5	4	2	0	1	1	0	18		
01	Mikayla Venson	g	7-13	3-8	8-8	0	4	4	1	25	2	4	0	0	38		
12	Breyana Mason	g	5-7	0-1	6-6	1	1	2	1	16	1	2	0	5	40		
20	Faith Randolph	g	6-9	1-3	2-2	0	3	3	3	15	1	2	0	1	34		
10	J'Kyra Brown		0-2	0-1	2-2	0	0	0	2	2	0	1	0	0	12		
23	Aliyah Huland El		1-6	0-3	3-4	0	1	1	1	5	0	1	0	0	16		
32	Mone Jones		0-1	0-0	0-0	0	0	0	4	0	2	2	1	0	15		
	Team					2	1	3				1					
Totals			21-47	4-16	22-24	8	18	26	20	68	8	16	2	8	200		

FG % 1st Half: 9-24 37.5% 2nd half: 12-23 52.2% Game: 21-47 44.7%
3FG % 1st Half: 3-10 30.0% 2nd half: 1-6 16.7% Game: 1-6 25.0%
FT % 1st Half: 6-8 75.0% 2nd half: 16-16 100.0% Game: 22-24 91.7%

Green Bay 59 • 2-1

#	Player		Total		3-Ptr		Rebounds			PF	TP	A	TO	Blk	Stl	Min
			FG	FGA	FG	FGA	FT	FTA	Off							
33	WEITZER, Lexi	f	3-4	0-0	0-2		0	2	2	3	6	1	0	1	0	20
02	BUCK, Tessa	g	7-11	5-8	5-6		0	3	3	1	24	1	4	0	0	37
04	LUKAN, Kaili	g	3-9	0-1	3-4		1	4	5	3	9	3	5	0	1	38
10	KRAKER, Mehryn	g	3-7	1-4	1-2		1	0	1	3	8	0	1	0	1	19
21	LeCLAIRE, Allie	g	2-11	0-4	3-4		2	0	2	3	7	6	4	0	0	32
04	WELLNITZ, Jen		1-2	0-1	0-0		0	1	1	4	2	1	1	0	0	9
21	LINDSTROM, Jessica		1-3	0-0	1-2		4	6	10	2	3	0	3	0	0	27
44	MONKE, Mariah		0-0	0-0	0-0		1	0	1	3	0	0	2	0	0	10
55	TERRY, Sam		0-2	0-1	0-0		0	0	0	1	0	0	0	0	0	8
Team							3	2	5			2				

FG % 1st Half: 12-24 50.0% 2nd half: 8-25 32.0% Game: 20-49 40.8%
3FG % 1st Half: 4-9 44.4% 2nd half: 2-10 20.0% Game: 6-19 31.6%
FT % 1st Half: 8-11 72.7% 2nd half: 5-9 55.6% Game: 13-20 65.0%

Officials: Dee Kanter, Geraldine Smith, Ryan Durham
Technical fouls: Virginia-None. Green Bay-None.
Attendance:
2015 Paradise Jam Women's Basketball Tournament.
Island Division

Score by periods	1st	2nd	3rd	4th	Total
Virginia	14	13	22	19	68
Green Bay	24	12	7	16	59

Last FG - VA 4th-02:03, GB 4th-00:43.
Largest lead - VA by 13 4th-02:03, GB by 14 2nd-07:38.
VA led for 12:59. GB led for 25:08. Game was tied for 01:53.

Points	In	Off	2nd	Fast	Bench
VA	8	10	6	2	7
GB	24	10	6	6	5

Score tied - 3 times.
Lead changed - 2 times.

Official Basketball Box Score -- Game Totals -- Final Statistics Rutgers vs Virginia 11/27/15 4:15 p.m.AST at St. Thomas, U.S. Virgin Islands

Rutgers 60 • 4-2

#	Player		Total		3-Ptr		Rebounds			PF	TP	A	TO	Blk	Stl	Min
			FG-FGA	FG-FGA	FT-FTA	Off	Def	Tot								
02	COPPER, Kahleah	f	7-12	1-1	6-9	1	7	8	1	21	0	3	2	1	37	
43	BUTTS, Ariel	f	5-5	0-0	0-1	1	6	7	3	10	0	3	0	0	19	
01	HOLLIVAY, Rachael	c	2-3	0-0	2-2	2	3	5	4	6	1	1	4	0	23	
03	SCAIFE, Tyler	g	2-7	0-0	2-2	0	5	5	0	6	4	2	0	0	38	
04	CANTY, Briyona	g	2-5	0-0	0-0	0	8	8	4	6	5	0	3	35		
05	PARKER, Shrita	g	4-5	2-2	1-2	0	1	1	3	11	0	0	0	1	29	
12	SANDERS, Khadaizha	g	0-4	0-1	2-2	0	1	1	0	2	1	1	0	0	13	
32	KEELING, Desiree	g	0-0	0-0	0-0	0	1	1	1	0	0	1	0	0	3	
40	HARRIS, Victoria	g	0-0	0-0	0-0	1	0	1	3	0	0	0	0	0	3	
Team						0	1	1				3				
Totals				22-41	3-4	13-18	5	33	38	19	60	12	19	6	5	200

FG % 1st Half: 12-24 50.0% 2nd half: 10-17 58.8% Game: 22-41 53.7%
3FG % 1st Half: 2-2 100.0% 2nd half: 1-2 50.0% Game: 3-4 75.0%
FT % 1st Half: 3-5 60.0% 2nd half: 10-13 76.9% Game: 13-18 72.2%

Virginia 48 • 5-1

#	Player		Total		3-Ptr		Rebounds			PF	TP	A	TO	Blk	Stl	Min
			FG-FGA	FG-FGA	FT-FTA	Off	Def	Tot								
21	Lauren Moses	f	7-11	0-0	4-10	2	5	7	3	18	0	1	1	2	37	
44	Sydney Umeri	f	2-6	0-0	2-2	1	3	4	2	6	1	1	0	0	25	
01	Mikayla Venson	g	4-18	2-9	0-0	0	2	2	1	10	2	2	1	0	36	
12	Breyana Mason	g	0-6	0-1	1-2	3	2	5	3	1	2	1	0	1	34	
20	Faith Randolph	g	2-8	1-3	0-0	0	3	3	4	5	2	0	0	0	25	
10	J'Kyra Brown	g	1-7	1-4	3-4	0	1	1	3	6	1	2	0	0	16	
23	Aliyah Huland El	g	0-2	0-2	0-0	0	0	0	0	0	0	2	0	1	15	
32	Mone Jones	g	1-1	0-0	0-0	2	0	2	2	2	0	0	0	1	12	
Team						3	1	4								
Totals			17-59	4-19	10-18	11	17	28	18	48	8	9	2	5	200	

FG % 1st Half: 10-28 35.7% 2nd half: 7-31 22.6% Game: 17-59 28.8%
3FG % 1st Half: 2-10 20.0% 2nd half: 2-9 22.2% Game: 4-19 21.1%
FT % 1st Half: 5-8 62.5% 2nd half: 5-10 50.0% Game: 10-18 55.6%

Officials: Fatou Cissoko-Stephens, Brandon Enterline, Barbra Smith
Technical fouls: Rutgers-None. Virginia-None.
Attendance:
2015 U.S. Virgin Islands Paradise Jam Women's Basketball Tournament.
ISLAND DIVISION
PRESENTED BY BASKETBALL TRAVELERS

Score by periods	1st	2nd	3rd	4th	Total
Rutgers	16	13	13	18	60
Virginia	16	11	10	11	48

Last FG - RUT 4th-01:48, VA 4th-02:31.
Largest lead - RUT by 13 4th-03:11, VA by 2 1st-00:41.
RUT led for 33:21. VA led for 01:18. Game was tied for 05:16.

Points	In	Off	2nd	Fast	Bench
RUT	24	8	5	6	13
VA	14	19	2	2	8

Score tied - 5 times.
Lead changed - 4 times.

Official Basketball Box Score -- Game Totals -- Final Statistics Tulane vs Virginia 11/28/15 2:00 p.m.AST at St. Thomas, U.S. Virgin Islands

Tulane 67 • 4-3

#	Player		Total		3-Ptr		Rebounds			PF	TP	A	TO	Blk	Stl	Min
			FG	FGA	FG	FGA	FT	FTA	Off							
30	JONES, Tierra	f	3-5	0-0	6-6	1	2	3	4	12	1	1	0	1	28	
45	DURU, Chinwe	c	3-4	0-0	2-3	4	2	6	4	8	1	2	0	0	22	
03	MORGAN, Kolby	g	7-16	4-8	3-4	2	3	5	2	21	3	3	1	1	37	
11	VORPAHL, Leslie	g	3-9	1-5	0-0	0	8	8	3	7	4	4	0	1	36	
33	LATHAM, Courtnee	g	2-8	0-0	1-2	1	3	4	1	5	1	1	0	1	23	
01	HARDING, Shakira		0-0	0-0	0-0	0	0	0	0	0	0	0	0	0	1	
14	EMERY, Taylor		3-6	1-3	2-4	0	3	3	0	9	4	1	1	1	25	
22	SCHULTE, Meredith		0-0	0-0	0-0	2	0	2	1	0	0	1	0	0	6	
25	WYATT, Harlyn		2-4	0-0	1-2	2	4	6	2	5	0	3	0	0	22	
Team						0	1	1								

FG % 1st Half: 10-29 34.5% 2nd half: 13-23 56.5% Game: 23-52 44.2%
3FG % 1st Half: 3-8 37.5% 2nd half: 3-8 37.5% Game: 6-16 37.5%
FT % 1st Half: 2-2 100.0% 2nd half: 13-19 68.4% Game: 15-21 71.4%

Virginia 62 • 5-2

#	Player		Total		3-Ptr		Rebounds			PF	TP	A	TO	Blk	Stl	Min
			FG-FGA	FG-FGA	FT-FTA	Off	Def	Total								
44	Sydney Umeri	f	2-3	0-0	0-0	1	3	4	4	4	0	2	1	1	25	
01	Mikayla Venson	g	2-7	1-4	0-0	0	4	4	4	5	1	1	0	1	30	
12	Breyana Mason	g	2-9	2-5	3-5	0	2	2	2	9	3	0	0	1	31	
20	Faith Randolph	g	6-20	1-5	5-5	0	1	1	0	18	2	0	0	0	34	
21	Lauren Moses	g	5-11	0-0	0-0	4	0	4	5	10	2	4	1	1	26	
10	J'Kyra Brown		0-1	0-0	0-0	0	0	0	0	0	1	1	0	0	5	
23	Aliyah Huland El		3-5	1-2	2-2	6	4	10	3	9	1	3	0	0	25	
32	Mone Jones		2-7	0-1	3-4	1	1	2	3	7	1	2	0	3	24	
Team						2	3	5				1				
Totals				22-63	5-17	13-16	14	18	32	21	62	11	14	2	7	200

FG % 1st Half: 9-25 36.0% 2nd half: 13-38 34.2% Game: 22-63 34.9%
3FG % 1st Half: 1-6 16.7% 2nd half: 4-11 36.4% Game: 5-17 29.4%
FT % 1st Half: 5-6 83.3% 2nd half: 8-10 80.0% Game: 13-16 81.3%

Officials: Barb Smith, Brian Garland, Missy Brooks
Technical fouls: Tulane-None. Virginia-None.
Attendance:
2015 U.S. Virgin Islands Paradise Jam Women's Basketball Tournament
ISLAND DIVISION
Presented By Basketball Travelers

Score by periods	1st	2nd	3rd	4th	Total
Tulane	16	9	17	25	67
Virginia	7	17	21	25	62

Last FG - TLN 4th-02:19, VA 4th-00:06.
Largest lead - TLN by 11 1st-00:43, VA by 3 3rd-01:01.
TLN led for 33:53. VA led for 03:08. Game was tied for 02:50.

Points	In	Off	2nd	Fast	Bench
Paint	T/O	Chance	Break		
TLN	28	10	11	8	14
VA	20	20	13	6	16

Score tied - 3 times.
Lead changed - 4 times.



Official Basketball Box Score -- Game Totals -- Final Statistics

NJIT vs Virginia

12/05/15 7 p.m. at JPJ Arena, Charlottesville, Va.

NJIT 54 • 2-5

#	Player	Total		3-Ptr		Rebounds			PF	TP	A TO Blk Stl				Min
		FG-FGA	FG-FGA	FT-FTA	FT-FTA	Off	Def	Tot			A	TO	Blk	Stl	
34	HORTON, Leah	f	4-7	0-0	2-2	2	5	7	5	10	0	3	0	2	30
01	DUDLEY, Alana	g	0-5	0-3	0-0	2	2	4	0	0	5	4	0	1	35
12	DUDLEY, Olivia	g	1-2	0-0	0-0	0	0	0	1	2	0	3	0	0	13
13	GUARINO, Kelly	g	8-17	7-16	1-1	0	0	0	0	24	1	1	0	1	30
24	SPAHN, Camerin	g	4-9	1-4	2-2	1	2	3	2	11	2	1	0	0	30
14	VETRA, Ruta	g	0-3	0-1	0-0	0	4	4	1	0	1	5	0	0	24
21	RUBAN, Maria	g	0-1	0-0	0-0	0	2	2	0	0	1	0	1	0	10
22	TORRES, Tatianna	g	2-6	0-0	0-0	3	0	3	3	4	3	0	0	1	13
25	PICARD, Bianca	g	1-3	1-2	0-0	0	0	0	1	3	0	2	0	0	15
Team						2	4	6			1				
Totals			20-53	9-26	5-5	10	19	29	15	54	12	21	0	5	200
FG % 1st Half: 10-26		38.5%	2nd half: 10-27		37.0%	Game: 20-53		37.7%	Deadball						
3FG % 1st Half: 4-10		40.0%	2nd half: 5-16		31.3%	Game: 9-26		34.6%	Rebounds						
FT % 1st Half: 3-3		100.0	2nd half: 2-2		100.0	Game: 5-5		100.0	Totals						

Virginia 81 • 6-3

#	Player	Total		3-Ptr		Rebounds			PF	TP	A TO Blk Stl				Min
		FG-FGA	FG-FGA	FT-FTA	FT-FTA	Off	Def	Tot			A	TO	Blk	Stl	
21	Lauren Moses	f	7-9	0-0	0-4	5	6	11	1	14	2	2	1	0	28
44	Sydney Umeri	f	0-1	0-0	2-2	3	1	4	2	2	0	2	0	2	19
01	Mikayla Venson	g	5-13	2-5	0-0	0	1	1	0	12	5	1	0	0	28
12	Breyana Mason	g	3-4	0-1	1-1	1	1	2	0	7	2	2	0	0	24
20	Faith Randolph	g	5-12	2-5	0-0	0	2	2	2	12	0	2	0	2	28
00	Debra Ferguson	g	0-1	0-0	0-0	0	1	1	0	0	1	0	0	0	4
02	JaeLisa Allen	g	2-2	0-0	0-0	0	0	0	0	4	0	0	0	0	3
10	J'Kyra Brown	g	3-8	1-4	1-1	1	0	1	2	8	3	1	0	3	17
13	Emily Battle	g	0-0	0-0	1-2	0	1	1	0	1	0	0	0	0	2
23	Aliyah Huland El	g	7-10	3-5	0-0	2	4	6	1	17	4	2	0	0	23
32	Mone Jones	g	1-5	0-0	2-2	1	6	7	1	4	2	0	0	1	24
Team						3	0	3							
Totals			33-65	8-20	7-12	16	23	39	10	81	18	13	1	8	200
FG % 1st Half: 15-33		45.5%	2nd half: 18-32		56.3%	Game: 33-65		50.8%	Deadball						
3FG % 1st Half: 4-11		36.4%	2nd half: 4-9		44.4%	Game: 8-20		40.0%	Rebounds						
FT % 1st Half: 3-7		42.9%	2nd half: 4-5		80.0%	Game: 7-12		58.3%	Totals						

Officials: Jennifer Rezac, Tom Danaher, Mark Behrens

Technical fouls: NJIT-None, Virginia-None.

Attendance: 3268

NJIT: Leah Horton fouled out at 1:42 (IV)

Score by periods	1st	2nd	3rd	4th	Total
NJIT	13	14	11	16	54
Virginia	22	15	18	26	81

Last FG - NJIT 4th-00:41, VA 4th-00:24.

Largest lead - NJIT by 1st-08:49, VA by 28 4th-01:11.

NJIT led for 00:13. VA led for 38:45. Game was tied for 01:02.

Score tied - 1 time.
Lead changed - 2 times.

Official Basketball Box Score -- Game Totals -- Final Statistics

Bowling Green vs Virginia

12/08/15 11 a.m. at JPJ Arena, Charlottesville, Va.

Bowling Green 39 • 4-4

#	Player	Total		3-Ptr		Rebounds			PF	TP	A TO Blk Stl				Min
		FG-FGA	FG-FGA	FT-FTA	FT-FTA	Off	Def	Tot			A	TO	Blk	Stl	
30	Miriam Justinger	f	2-6	1-3	0-0	0	0	0	1	5	0	3	0	0	19
34	Ashley Tunstall	f	2-5	0-1	3-6	2	4	6	4	7	3	4	1	0	36
32	Lauren Tibbs	c	3-6	0-1	0-0	2	6	8	4	6	0	1	1	1	21
11	Rachel Myers	g	0-1	0-1	0-0	0	0	0	0	0	0	2	0	0	13
13	Sydney Lambert	g	0-4	0-2	2-2	0	0	0	3	2	1	4	0	1	22
12	Rachel Konieczki	g	0-4	0-1	2-2	0	1	1	2	2	0	2	0	1	17
14	Carly Santoro	g	2-5	2-5	2-2	1	1	2	2	8	1	1	0	0	16
20	Sarah Baer	g	1-2	0-0	0-0	0	0	0	0	1	2	0	1	0	6
23	Kennedy Kirkpatrick	g	2-5	2-4	0-0	1	5	6	2	6	1	2	1	1	25
33	Haley Puk	g	0-3	0-3	0-0	0	0	0	0	0	0	1	0	1	7
43	Abby Siefker	g	0-3	0-1	1-4	2	3	5	1	1	1	1	0	1	16
44	Maddie Cole	g	0-0	0-0	0-0	0	1	1	0	0	0	0	0	0	2
Team						0	2	2			2				
Totals			12-44	5-22	10-16	8	23	31	20	39	7	24	4	6	200
FG % 1st Half: 6-20		30.0%	2nd half: 6-24		25.0%	Game: 12-44		27.3%	Deadball						
3FG % 1st Half: 2-7		28.6%	2nd half: 3-12		25.0%	Game: 5-22		22.7%	Rebounds						
FT % 1st Half: 3-6		50.0%	2nd half: 7-10		70.0%	Game: 10-16		62.5%	Totals						

Virginia 68 • 7-3

#	Player	Total		3-Ptr		Rebounds			PF	TP	A TO Blk Stl				Min
		FG-FGA	FG-FGA	FT-FTA	FT-FTA	Off	Def	Tot			A	TO	Blk	Stl	
21	Lauren Moses	f	5-13	0-0	2-7	6	5	11	2	12	0	3	0	1	28
44	Sydney Umeri	f	1-3	0-0	0-0	2	4	6	3	2	0	1	1	0	23
01	Mikayla Venson	g	2-9	2-8	4-4	0	3	3	4	10	3	4	0	1	32
12	Breyana Mason	g	2-5	1-4	1-2	0	2	2	2	6	2	0	0	1	23
20	Faith Randolph	g	6-11	2-6	0-0	3	4	7	0	14	4	1	0	1	26
00	Debra Ferguson	g	0-0	0-0	0-0	0	1	1	3	0	0	0	0	1	4
10	J'Kyra Brown	g	2-6	1-2	2-4	3	4	7	0	7	2	2	0	3	16
13	Emily Battle	g	0-0	0-0	0-0	0	0	0	0	0	0	1	0	0	3
23	Aliyah Huland El	g	6-10	2-5	0-0	0	1	1	2	14	4	2	0	2	22
32	Mone Jones	g	1-4	0-0	1-2	1	2	3	2	3	1	0	2	0	23
Team						3	2	5							
Totals			25-61	8-25	10-19	18	28	46	18	68	16	14	3	10	200
FG % 1st Half: 15-31		48.4%	2nd half: 10-30		33.3%	Game: 25-61		41.0%	Deadball						
3FG % 1st Half: 5-13		38.5%	2nd half: 3-12		25.0%	Game: 8-25		32.0%	Rebounds						
FT % 1st Half: 3-9		33.3%	2nd half: 7-10		70.0%	Game: 10-19		52.6%	Totals						

Officials: Edward Sidlasky, Rachelle Jones, Norma Jones

Technical fouls: Bowling Green-None, Virginia-None.

Attendance: 10048

Score by periods	1st	2nd	3rd	4th	Total
Bowling Green	12	5	7	15	39
Virginia	17	21	18	12	68

Last FG - BGSU 4th-00:19, VA 4th-02:11.

Largest lead - BGSU by 2 1st-08:59, VA by 38 4th-01:49.

BGSU led for 04:31. VA led for 34:09. Game was tied for 01:20.

Score tied - 2 times.
Lead changed - 5 times.

Official Basketball Box Score -- Game Totals -- Final Statistics

Charleston Southern vs Virginia

12/18/15 7 p.m. at JPJ Arena, Charlottesville, Va.

Charleston Southern 65 • 5-5

#	Player		Total		3-Ptr		Rebounds			PF	TP	A TO Blk Stl				Min
			FG-FGA	FG-FGA	FT-FTA	Off	Def	Tot	A			TO	Blk	Stl		
24	LAKES, Brianna	f	0-1	0-0	0-0	1	1	2	2	0	0	0	0	0	1	15
25	MAXIMILIEN, Monique	c	6-7	0-0	0-1	2	3	5	1	12	0	0	4	1	0	30
05	LONG, Nayla	g	4-7	0-2	2-4	1	1	2	1	10	2	1	0	0	0	28
10	BURNS, Rachel	g	0-1	0-1	2-2	0	1	1	4	2	1	4	0	0	0	20
23	MANN, Alyssa	g	8-18	3-7	1-2	0	1	1	1	20	4	6	0	4	0	30
03	JACKSON, Ke'Asia	g	1-5	0-0	1-2	1	0	1	3	3	2	2	0	1	0	16
13	ELLIOTT-KING, Georgi	g	1-1	1-1	0-0	0	1	1	0	3	0	1	1	0	3	30
14	KIPOLES, Elyse	g	2-3	0-0	0-0	2	1	3	2	4	0	1	1	2	15	20
21	DOBSON, Shauntavia	g	2-6	1-5	0-0	0	0	0	0	5	4	3	0	1	1	20
22	HARDY, Alecia	g	0-0	0-0	0-0	0	1	1	0	0	1	0	0	0	0	2
42	SAUNDERS, Breanna	g	3-5	0-0	0-0	1	2	3	3	6	1	1	1	0	0	21
Team						5	2	7								
Totals			27-54	5-16	6-11	13	14	27	17	65	15	20	7	10		200
FG % 1st Half: 12-28			42.9%	2nd half: 15-26	57.7%	Game: 27-54			50.0%	Deadball Rebound 2						
3FG % 1st Half: 2-9			22.2%	2nd half: 3-7	42.9%	Game: 5-16			31.3%							
FT % 1st Half: 2-4			50.0%	2nd half: 4-7	57.1%	Game: 6-11			54.5%							



Official Basketball Box Score -- Game Totals -- Final Statistics Coppin State vs Virginia 12/28/15 7 p.m. at JPJ Arena, Charlottesville, Va.

Coppin State 40 • 2-9

#	Player	Total		3-Ptr		Rebounds			PF	TP	A TO Blk Stl				Min
		FG-FGA	FT-FTA	FG-FGA	FT-FTA	Off	Def	Tot			A	TO	Blk	Stl	
01	Janelle Lane	f	3-8	0-0	4-7	1	2	3	4	10	0	3	2	0	29
02	Genesis Lucas	g	2-8	0-2	0-0	0	0	0	0	4	7	8	0	1	35
10	Amber Griffin	g	2-8	0-1	1-4	0	3	3	3	5	1	2	0	4	38
21	Keena Samuels	g	3-9	0-0	0-1	0	2	2	5	6	0	3	0	0	19
23	Jordan Swails	g	2-5	0-0	0-0	1	3	4	2	4	1	4	1	2	29
03	Tanayasa Henderson	g	1-6	1-1	0-0	1	1	2	2	3	0	1	0	0	15
04	D'Ahnae Smith	g	0-1	0-1	0-0	1	0	1	1	0	0	0	0	0	2
20	Vanessa Neal	g	0-2	0-1	0-0	0	2	2	0	0	0	1	0	1	12
24	Alexis Taylor	g	0-0	0-0	0-0	0	0	0	0	0	0	0	0	0	2
32	Omaah Tayong	g	4-8	0-0	0-1	4	2	6	4	8	0	1	1	0	16
34	Oluwaseun Adeniji	g	0-0	0-0	0-0	0	0	0	0	0	0	0	0	0	3
Team						2	2	4							
Totals			17-55	1-6	5-13	10	17	27	21	40	9	23	4	8	200
FG % 1st Half: 8-28		28.6%	2nd half: 9-27		33.3%	Game: 17-55		30.9%	Deadball						
3FG % 1st Half: 0-1		0.0%	2nd half: 1-5		20.0%	Game: 1-6		16.7%	Rebounds						
FT % 1st Half: 1-5		20.0%	2nd half: 4-8		50.0%	Game: 5-13		38.5%	4						

Virginia 75 • 9-4

#	Player	Total		3-Ptr		Rebounds			PF	TP	A TO Blk Stl				Min
		FG-FGA	FT-FTA	FG-FGA	FT-FTA	Off	Def	Tot			A	TO	Blk	Stl	
21	Lauren Moses	f	7-8	0-0	3-6	3	2	5	2	17	1	0	1	0	28
44	Sydney Umeri	f	0-1	0-0	3-4	1	2	3	0	3	0	1	1	1	21
01	Mikayla Venson	g	6-11	2-3	2-2	0	3	3	1	16	4	4	1	1	31
12	Breyana Mason	g	3-8	2-3	2-2	0	5	5	3	10	3	4	0	4	27
20	Faith Randolph	g	2-8	0-3	5-6	1	6	7	0	9	6	3	0	2	28
00	Debra Ferguson	g	0-1	0-0	0-0	0	1	1	0	0	0	1	0	0	4
02	Jae'Lisa Allen	g	0-0	0-0	0-0	0	1	1	0	0	0	0	0	0	2
10	J'Kyra Brown	g	2-6	1-2	2-2	2	4	6	1	7	2	1	0	0	22
13	Emily Battle	g	0-0	0-0	0-0	0	0	0	0	0	0	0	0	0	2
23	Aliyah Huland El	g	2-6	1-2	4-4	3	2	5	4	9	1	4	1	2	20
32	Mone Jones	g	2-4	0-0	0-0	0	1	1	2	4	0	2	0	1	15
Team						3	5	8							
Totals			24-53	6-13	21-26	13	32	45	13	75	17	20	4	11	200
FG % 1st Half: 12-29		41.4%	2nd half: 12-24		50.0%	Game: 24-53		45.3%	Deadball						
3FG % 1st Half: 1-4		25.0%	2nd half: 5-9		55.6%	Game: 6-13		46.2%	Rebounds						
FT % 1st Half: 14-16		87.5%	2nd half: 7-10		70.0%	Game: 21-26		80.8%	4						

Officials: Wesley Dean, Daryl Humphrey, Tony Lippa
Technical fouls: Coppin State-None. Virginia-None.
Attendance: 3062
Cavalier Classic Presented by Holiday Inn University Area
Coppin: Keena Samuels fouled out at 3:26 (IV)

Score by periods	1st	2nd	3rd	4th	Total
Coppin State	10	7	17	6	40
Virginia	19	20	16	20	75

Last FG - COPPIN 4th-02:37, VA 4th-03:09.
Largest lead - COPPIN None, VA by 35 4th-00:47.
COPPIN led for 00:00. VA led for 38:23. Game was tied for 01:37.

Score tied - 0 times.
Lead changed - 0 times.



Official Basketball Box Score -- Game Totals -- Final Statistics Miami vs Virginia 01/03/16 1 p.m. at JPJ Arena, Charlottesville, Va.

Miami 56 • 13-2, 1-1 ACC

#	Player	Total		3-Ptr		Rebounds			PF	TP	A TO Blk Stl				Min
		FG-FGA	FT-FTA	FG-FGA	FT-FTA	Off	Def	Tot			A	TO	Blk	Stl	
20	Keyona Hayes	f	3-4	0-0	3-5	1	4	5	1	9	2	3	0	0	21
21	Emese Hof	c	4-6	0-0	0-0	1	2	3	1	8	1	4	0	1	20
03	Jessica Thomas	g	4-11	2-6	2-2	1	1	2	1	12	3	5	0	3	35
10	Michelle Woods	g	0-5	0-2	0-0	1	2	3	3	0	1	4	0	2	26
23	Aдриenne Motley	g	0-9	0-3	5-6	2	1	3	3	5	1	3	0	0	23
00	Keyanna Harris	g	0-1	0-0	0-0	0	2	2	1	0	1	1	1	2	11
01	Laura Cornelius	g	3-6	1-3	0-0	0	4	4	4	7	2	3	0	0	28
22	Zada Williams	g	1-1	0-0	0-0	1	0	1	1	2	0	0	0	0	3
25	Khaila Prather	g	2-4	0-0	0-0	2	2	4	0	4	0	3	0	0	12
30	Erykah Davenport	g	4-7	0-0	1-4	2	3	5	5	9	0	1	0	1	21
Team						3	4	7							
Totals			21-54	3-14	11-17	14	25	39	20	56	11	28	1	9	200
FG % 1st Half: 7-23		30.4%	2nd half: 14-31		45.2%	Game: 21-54		38.9%	Deadball						
3FG % 1st Half: 1-6		16.7%	2nd half: 2-8		25.0%	Game: 3-14		21.4%	Rebounds						
FT % 1st Half: 5-6		83.3%	2nd half: 6-11		54.5%	Game: 11-17		64.7%	2						

Virginia 76 • 11-4, 1-0 ACC

#	Player	Total		3-Ptr		Rebounds			PF	TP	A TO Blk Stl				Min
		FG-FGA	FT-FTA	FG-FGA	FT-FTA	Off	Def	Tot			A	TO	Blk	Stl	
21	Lauren Moses	f	7-11	0-0	2-4	2	4	6	4	16	0	3	2	3	32
44	Sydney Umeri	f	1-4	0-0	0-0	0	1	1	3	2	1	1	1	1	18
01	Mikayla Venson	g	4-12	1-2	3-4	0	0	0	2	12	5	5	0	1	36
12	Breyana Mason	g	7-11	0-0	0-0	1	6	7	0	14	3	2	0	1	33
20	Faith Randolph	g	5-11	1-3	5-6	1	3	4	2	16	8	1	0	4	32
10	J'Kyra Brown	g	1-2	1-1	0-0	0	1	1	1	3	1	1	0	0	11
23	Aliyah Huland El	g	3-6	3-3	2-2	0	2	2	3	11	1	1	3	0	27
32	Mone Jones	g	1-3	0-0	0-0	0	1	1	1	2	0	2	1	0	11
Team						4	5	9							
Totals			29-60	6-9	12-16	8	23	31	16	76	19	17	7	10	200
FG % 1st Half: 17-33		51.5%	2nd half: 12-27		44.0%	Game: 29-60		48.3%	Deadball						
3FG % 1st Half: 4-4		100.0	2nd half: 2-5		40.0%	Game: 6-9		66.7%	Rebounds						
FT % 1st Half: 2-2		100.0	2nd half: 10-14		71.4%	Game: 12-16		75.0%	2						

Officials: Denise Brooks, Dennis DeMayo, Jennifer Rezac
Technical fouls: Miami-None. Virginia-None.
Attendance: 3394
Miami: Erykah Davenport fouled out 2:44 (IV)

Score by periods	1st	2nd	3rd	4th	Total
Miami	11	9	12	24	56
Virginia	12	28	23	13	76

Last FG - UM 4th-00:50, VA 4th-01:21.
Largest lead - UM None, VA by 33 3rd-01:40.
UM led for 00:00. VA led for 39:07. Game was tied for 00:51.

Score tied - 0 times.
Lead changed - 0 times.

Official Basketball Box Score -- Game Totals -- Final Statistics Richmond vs Virginia 12/29/15 7 p.m. at JPJ Arena, Charlottesville, Va.

Richmond 51 • 7-6

#	Player		Total		3-Ptr		Rebounds			PF	TP	A TO Blk Stl				Min
			FG-FGA	FT-FTA	FG-FGA	FT-FTA	Off	Def	Tot			A	TO	Blk	Stl	
15	WIKE, Karleigh	f	3-8	0-0	0-0	2	4	6	1	6	0	0	2	1	27	
21	GREENE, Salita	f	2-5	0-0	4-4	1	5	6	1	8	1	4	0	0	20	
00	MURPHREE, Kylie	g	1-2	1-1	0-0	0	3	3	0	3	1	2	0	1	30	
04	HUBBARD, Janelle	g	3-16	0-5	2-2	1	5	6	1	8	2	3	0	0	30	
11	PARSON, Micaela	g	3-6	0-1	2-4	2	1	3	1	8	6	3	0	2	30	
01	POWELL, Bria	g	1-5	0-0	2-2	0	2	2	0	4	1	1	0	0	20	
10	HALL, Dazia	g	0-0	0-0	0-0	0	0	0	1	0	0	1	0	0	8	
13	MURPHY, Taisha	g	5-7	4-6	0-0	0	2	2	2	14	1	0	0	0	17	
14	HUDALLA, Alicia	g	0-1	0-0	0-0	0	0	0	0	0	0	0	0	0	7	
32	HARRISON, Rennie	g	0-2	0-0	0-0	1	0	1	0	0	0	0	0	0	11	
Team						1	1	2								
Totals				18-52	5-13	10-12	8	23	31	7	51	12	15	2	4	200
FG % 1st Half: 9-25			36.0%	2nd half: 9-27	33.3%	Game: 18-53			34.6%				Deadball			
3FG % 1st Half: 1-5			20.0%	2nd half: 4-8	50.0%	Game: 5-13			38.5%				Rebounds			
FT % 1st Half: 4-6			66.7%	2nd half: 6-6	100.0	Game: 10-12			83.3%				1			

**Official Basketball Box Score -- Game Totals -- Final Statistics**
Virginia vs Wake Forest
01/10/16 2:00 p.m. at Winston-Salem, N.C.**Virginia 52 • 12-5, 2-1 ACC**

#	Player	Total		3-Ptr		Rebounds			PF	TP	A TO Blk Stl				Min
		FG-FGA	FG-FGA	FT-FTA	Off Def Tot										
21	Lauren Moses	f	1-5	0-0	8-13	2	4	6	4	10	2	2	0	2	37
44	Sydney Umeri	f	2-4	0-0	0-0	1	0	1	5	4	2	3	1	1	25
01	Mikayla Venson	g	5-15	3-8	7-7	1	1	2	3	20	0	3	0	4	39
12	Breyana Mason	g	2-13	0-2	4-4	1	1	2	1	8	2	3	0	2	37
23	Aliyah Huland El	g	2-5	1-2	0-0	0	2	2	4	5	2	5	0	3	29
10	J'Kyra Brown	g	1-4	1-4	0-0	0	1	1	3	3	0	4	0	2	19
32	Mone Jones	g	1-1	0-0	0-0	2	4	6	2	2	2	1	1	1	14
Team					5	1	6				1				
Totals			14-47	5-16	19-24	12	14	26	22	52	10	22	2	15	200
FG % 1st Half: 8-27 29.6% 2nd half: 6-20 30.0% Game: 14-47 29.8% Deadball Rebounds 3,2															
3FG % 1st Half: 4-10 40.0% 2nd half: 1-6 16.7% Game: 5-16 31.3%															
FT % 1st Half: 8-12 66.7% 2nd half: 11-12 91.7% Game: 19-24 79.3%															

Wake Forest 50 • 9-7, 0-3 ACC

#	Player	Total		3-Ptr		Rebounds			PF	TP	A TO Blk Stl				Min
		FG-FGA	FG-FGA	FT-FTA	Off Def Tot										
32	Milan Quinn	f	2-6	0-0	0-2	3	3	6	3	4	2	2	1	3	22
41	Elisa Penna	f	3-9	1-1	4-4	2	8	10	4	11	1	5	1	0	31
02	Amber Campbell	g	6-9	1-3	0-0	3	4	7	3	13	1	4	2	3	39
03	Atajah Taylor	g	2-4	1-1	3-4	0	1	1	4	8	4	8	0	0	36
11	Jill Brunori	g	2-2	0-0	0-2	3	3	6	5	4	1	3	0	1	18
01	Destini Walker	g	0-1	0-1	0-0	0	1	1	1	0	1	2	0	1	6
21	Keyonna Allen	g	0-0	0-0	0-0	0	1	1	0	0	0	0	1	0	3
25	Ariel Stephenson	g	3-9	1-3	1-4	0	1	1	1	8	1	5	0	0	30
42	Kandice Ball	g	1-4	0-0	0-2	2	0	2	3	2	0	1	1	0	15
Team					1	1	2				1				
Totals			19-44	4-9	8-18	14	23	37	24	50	11	31	6	8	200
FG % 1st Half: 11-23 47.8% 2nd half: 8-21 38.1% Game: 19-44 43.2% Deadball Rebounds 5															
3FG % 1st Half: 3-5 60.0% 2nd half: 1-4 25.0% Game: 4-9 44.4%															
FT % 1st Half: 4-6 66.7% 2nd half: 4-12 33.3% Game: 8-18 44.4%															

Officials: Kathleen Lynch, Kevin Dillard, Tiara Cruse
Technical fouls: Virginia-None. Wake Forest-None.
Attendance: 875

Score by periods	1st	2nd	3rd	4th	Total
Virginia	15	13	14	10	52
Wake Forest	17	12	18	3	50

Last FG - VA 4th-02:14, WF 4th-07:42.
Largest lead - VA by 3 1st-08:16, WF by 9 1st-01:43.
VA led for 02:28. WF led for 33:09. Game was tied for 04:12.

Points In Off 2nd Fast
VA 6 22 10 3 5
WF 26 17 6 3 10

Score tied - 5 times.
Lead changed - 4 times.

Official Basketball Box Score -- Game Totals -- Final Statistics
Virginia vs Georgia Tech
1/17/16 2:00 pm ET at McCamish Pavilion (Atlanta, Ga.)**Virginia 78 • 13-6, 3-2**

#	Player	Total		3-Ptr		Rebounds			PF	TP	A TO Blk Stl				Min
		FG-FGA	FG-FGA	FT-FTA	Off Def Tot										
21	Lauren Moses	f	3-9	0-0	1-2	3	7	10	5	7	0	1	0	0	32
44	Sydney Umeri	f	4-5	0-0	0-0	2	5	7	5	8	0	1	2	0	25
01	Mikayla Venson	g	9-15	4-7	1-2	0	2	2	0	23	6	2	0	1	36
12	Breyana Mason	g	10-14	0-1	1-1	0	4	4	1	21	4	2	1	2	37
23	Aliyah Huland El	g	5-12	1-4	1-2	1	2	3	1	12	5	1	0	1	40
02	Jae'Lisa Allen	g	0-3	0-0	0-0	3	0	3	0	0	0	1	0	0	4
10	J'Kyra Brown	g	0-0	0-0	2-2	1	0	1	2	2	0	2	0	1	5
32	Mone Jones	g	2-3	0-0	1-1	0	2	2	0	5	1	2	1	0	21
Team					1	2	3				1				
Totals			33-61	5-12	7-10	11	24	35	14	78	16	13	4	5	200
FG % 1st Half: 14-32 43.8% 2nd half: 19-29 65.5% Game: 33-61 54.1% Deadball Rebounds 2,2															
3FG % 1st Half: 3-8 37.5% 2nd half: 2-4 50.0% Game: 5-12 41.7%															
FT % 1st Half: 3-4 75.0% 2nd half: 4-6 66.7% Game: 7-10 70.0%															

Georgia Tech 67 • 11-8, 1-5

#	Player	Total		3-Ptr		Rebounds			PF	TP	A TO Blk Stl				Min
		FG-FGA	FG-FGA	FT-FTA	Off Def Tot										
02	Aaliyah Whiteside	f	9-23	3-8	6-7	3	1	4	0	27	3	2	0	0	38
15	Chelsea Guimaraes	f	3-4	0-0	2-2	4	3	7	3	8	0	2	1	0	19
54	Rodreka Rogers	f	5-12	0-0	1-1	4	3	7	3	11	0	1	0	1	37
05	Ciani Cryor	g	0-4	0-3	0-0	0	0	0	3	0	5	2	0	0	13
20	Irene Gari	g	1-7	0-4	0-0	1	3	4	3	2	2	0	0	4	34
00	Imani Tilford	g	0-1	0-0	0-0	0	0	0	0	0	0	0	0	0	1
00	Katarina Vuckovic	g	0-0	0-0	0-0	0	0	0	0	0	0	1	0	0	4
21	Zaire O'Neil	g	3-4	0-0	1-2	1	4	5	3	7	2	3	1	0	18
23	Dejoria Howard	g	1-3	1-2	0-0	1	0	1	0	3	0	0	0	0	6
55	Antonia Peresson	g	3-12	3-11	0-0	0	2	2	2	9	2	1	0	3	30
Team					6	0	6								
Totals			25-70	7-28	10-12	20	16	36	17	67	15	11	2	8	200
FG % 1st Half: 13-31 41.9% 2nd half: 12-39 30.8% Game: 25-70 35.7% Deadball Rebounds 1,2															
3FG % 1st Half: 5-11 45.5% 2nd half: 2-17 11.8% Game: 7-28 25.0%															
FT % 1st Half: 6-7 85.7% 2nd half: 4-5 80.0% Game: 10-12 83.3%															

Officials: Angela Lewis, Karen Preato, Timothy Bryant
Technical fouls: Virginia-None. Georgia Tech-None.
Attendance: 1041

Score by periods	1st	2nd	3rd	4th	Total
Virginia	22	12	20	24	78
Georgia Tech	17	20	16	14	67

Last FG - VA 4th-01:57, GT 4th-00:21.
Largest lead - VA by 16 4th-01:57, GT by 4 3rd-09:16.
VA led for 29:53. GT led for 06:31. Game was tied for 03:35.

Points In Off 2nd Fast
VA 42 23 9 12 7
GT 26 2 21 3 19

Score tied - 6 times.
Lead changed - 6 times.

Official Basketball Box Score -- Game Totals -- Final Statistics
Louisville vs Virginia
01/14/16 7 p.m. at JPJ Arena, Charlottesville, Va.**Louisville 59 • 13-5, 5-0 ACC**

#	Player	Total		3-Ptr		Rebounds			PF	TP	A TO Blk Stl				Min
		FG-FGA	FG-FGA	FT-FTA	Off Def Tot										
04	MOORE, Mariya	f	4-10	2-6	1-2	1	4	5	3	11	5	5	0	3	37
13	WALTON, Cortnee	f	4-7	0-0	4-4	3	3	6	2	12	0	1	0	3	35
02	HINES-ALLEN, Myisha	g	6-10	0-0	4-4	1	6	7	2	16	1	1	1	0	28
11	CARTER, Arica	g	0-3	0-1	0-0	0	1	1	3	0	1	1	0	2	22
23	JACKSON, Briahanna	g	0-5	0-3	2-2	0	4	4	3	2	2	2	0	0	20
01	DEGRATE, Erin	g	0-0	0-0	0-0	0	2	2	0	0	0	1	0	0	6
03	FUEHRING, Sam	g	1-1	0-0	0-0	0	1	1	0	2	1	0	0	0	4
05	COLE, Taja	g	2-4	0-1	2-2	0	2	2	1	6	3	1	0	1	21
15	WEATHERFORD, Dakot	g	0-0	0-0	0-0	0	0	0	4	0	0	0	0	0	1
22	JONES, Brianna	g	0-0	0-0	0-0	0	0	0	0	0	0	0	0	0	1
25	DURR, Asia	g	4-10	1-4	1-1	0	2	2	0	10	0	1	0	3	25
Team					3	1	4								
Totals			21-50	3-15	14-15	8	26	34	18	59	13	13	1	12	200
FG % 1st Half: 12-28 42.9% 2nd half: 9-22 40.9% Game: 21-50 42.0% Deadball Rebounds 0															
3FG % 1st Half: 3-8 37.5% 2nd half: 0-7 0.0% Game: 3-15 20.0%															
FT % 1st Half: 6-7 85.7% 2nd half: 8-8 100.0% Game: 14-15 93.3%															

Virginia 41 • 12-6, 2-2 ACC

#	Player	Total
---	--------	-------

**Official Basketball Box Score -- Game Totals -- Final Statistics**
Pittsburgh vs Virginia
01/24/16 1 p.m. at JPJ Arena, Charlottesville, Va.**Pittsburgh 58 • 9-11, 1-6 ACC**

#	Player		Total		3-Ptr		Rebounds			PF	TP	A			Blk	Stl	Min
			FG	FGA	FG	FGA	FT	FTA	Off			Def	Tot	Tot			
12	Yacine Diop	f	4-7	0-0	0-0		2	2	4	4	8	1	3	0	3	23	
35	Stasha Carey	f	5-8	2-4	0-0		2	5	7	5	12	2	5	0	0	31	
02	Aysia Bugg	g	0-6	0-1	0-0		2	4	6	5	0	5	4	0	2	37	
14	Fred Potvin	g	6-12	5-11	2-2		0	1	1	1	19	2	3	0	2	39	
50	Brenna Wise	g	1-6	0-1	10-12		2	5	7	2	12	1	3	0	0	32	
04	Tania Lamb		0-2	0-1	0-0		1	0	1	1	0	1	1	0	0	5	
05	Kauai Bradley		0-0	0-0	0-0		1	1	2	1	0	1	0	0	0	5	
10	Cassidy Walsh		1-2	1-2	0-0		0	0	0	3	3	0	3	0	0	11	
32	Kalista Walters		1-1	0-0	2-4		0	2	2	1	4	0	1	1	0	17	
Team							2	3	5								
Totals				18-44	8-20	14-18	12	23	35	23	58	13	25	1	7	200	
FG % 1st Half: 9-24			37.5%	2nd half: 9-20			45.0%	Game: 18-44			40.9%	Deadball Rebounds 1					
3FG % 1st Half: 8-16			50.0%	2nd half: 0-4			0.0%	Game: 8-20			40.0%						
FT % 1st Half: 4-4			100.0	2nd half: 10-14			71.4%	Game: 14-18			77.8%						

Virginia 55 • 13-8, 3-4 ACC

#	Player		Total			3-Ptr			Rebounds			PF	TP	A	TO	Blk	Stl	Min
			FG-FGA	FG-FGA	FT-FTA	Off	Def	Tot										
21	Lauren Moses	f	2-11	0-0	5-6	7	2	9	1	9	0	1	1	4	34			
44	Sydney Umeri	f	1-2	0-0	0-0	0	1	1	3	2	0	2	1	0	18			
01	Mikayla Venson	g	3-14	2-4	6-6	1	1	2	1	14	2	2	0	3	35			
12	Breyana Mason	g	6-17	0-0	2-2	3	1	4	3	14	3	1	0	3	38			
23	Aliyah Huland El	g	3-7	2-3	0-0	1	5	6	5	8	0	4	0	1	32			
10	J'Kyra Brown		0-3	0-2	3-6	2	1	3	0	3	0	0	0	0	15			
32	Mone Jones		0-1	0-0	5-6	3	2	5	2	5	1	3	2	0	28			
	Team					1	4	5										
Totals			15-55	4-9	21-26	18	17	35	15	55	6	13	4	11	200			
FG % 1st Half: 6-28			21.4%	2nd half: 9-27			33.3%	Game: 15-55			27.3%	Deadball Rebounds						
3FG % 1st Half: 0-4			0.0%	2nd half: 4-5			80.0%	Game: 4-9			44.4%	4						
FT % 1st Half: 6-8			75.0%	2nd half: 15-18			83.3%	Game: 21-26			80.8%							

Officials: Joe Cunningham, Daryl Humphrey, Kristi Vera
Technical fouls: Pittsburgh-None. Virginia-None.
Attendance: 2895
Pitt: Carey fouled out at 00:49.9 (IV)
Pitt: Bugg fouled out at 00:44.2 (IV)
UVA: Huland El fouled out at 00:06.6 (IV)

Score by periods	1st	2nd	3rd	4th	Total
Pittsburgh	25	5	9	19	58
Virginia	12	6	20	17	55

Last FG - UP 4th-03:24, VA 4th-00:10.
Largest lead - UP by 14 1st-00:56, VA None.
UP led for 38:30, VA led for 00:00. Game was tied for 01:13.

Points	In Paint	Off T/O	2nd Chance	Fast Break	Bench
UP	16	10	8	5	7
VA	14	25	13	4	8

Score tied - 1 time.
Lead changed - 0 times.

Official Basketball Box Score -- Game Totals -- Final Statistics
Virginia vs NC State
1/27/16 7:30 p.m. at Holliday Gymnasium (Raleigh, N.C.)**Virginia 52 • 13-9 (3-5)**

#	Player	Total		3-Ptr		Rebounds			PF	TP	A	TO	Blk	Stl	Min
		FG-FG	FG-FGA	FT-FTA	Off	Def	Tot								
01	Mikayla Venson	*	4-11	2-5	4-5	0	3	3	4	14	4	3	0	0	34
12	Breyana Mason	*	5-8	1-1	0-0	1	5	6	3	11	3	2	0	1	38
21	Lauren Moses	*	4-9	0-0	2-2	1	2	3	4	10	2	1	0	2	34
23	Aliyah Huland El	*	2-8	0-1	0-0	0	0	0	2	4	1	3	0	0	23
44	Sydney Umeri	*	2-6	0-0	0-0	4	4	8	1	4	0	3	1	0	27
10	J'Kyra Brown		3-9	3-8	0-0	0	5	5	2	9	0	3	0	2	23
32	Mone Jones		0-2	0-0	0-0	0	1	1	1	0	1	1	1	1	21
Team						3	2	5							
Totals			20-53	6-15	6-7	9	22	31	17	52	11	17	2	6	200
FG % 1st Half: 8-25		32.0%	2nd half: 12-28		42.9%	Game: 20-53		37.7%	Deadball Rebounds						
3FG % 1st Half: 3-8		37.5%	2nd half: 3-7		42.9%	Game: 6-15		40.0%	1						
FT % 1st Half: 2-3		66.7%	2nd half: 4-4		100.0	Game: 6-7		85.7%							

NC State 63 • 15-6 (6-2)

#	Player		Total		3-Ptr		Rebounds			PF	TP	A TO Blk Stl				Min
			FG-FGA	FG-FGA	FT-FTA	Off	Def	Tot								
03	Miah Spencer	*	5-8	1-4	7-8	1	1	2	3	18	1	2	0	2	38	
04	Ashley Williams	*	3-5	1-3	0-0	0	4	4	2	7	1	0	0	1	35	
11	Jennifer Mathurin	*	2-8	0-4	0-0	0	7	7	3	4	0	0	0	0	33	
22	Dominique Wilson	*	10-22	2-8	2-2	1	2	3	0	24	5	1	0	3	40	
25	Carlee Schuhmacher	*	3-5	0-0	2-2	1	4	5	1	8	1	3	4	0	25	
05	Chelsea Nelson		0-4	0-0	2-2	2	4	6	2	2	1	3	1	1	15	
21	DD Rogers		0-1	0-1	0-0	0	1	1	0	0	1	1	0	0	7	
23	Amber Richardson		0-2	0-1	0-0	2	0	2	1	0	0	1	0	0	7	
Team						3	1	4								
Totals			23-55	4-21	13-14	10	24	34	12	63	10	11	5	7	200	
FG % 1st Half: 14-31			45.2%	2nd half: 9-24	37.5%	Game: 23-55			41.8%	Deadball Rebounds						
3FG % 1st Half: 2-11			18.2%	2nd half: 2-10	20.0%	Game: 4-21			19.0%	1						
FT % 1st Half: 0-0			0.0%	2nd half: 13-14	92.9%	Game: 13-14			92.9%							

Officials: Dee Kantner, Eric Brewton, Mark Resch
Technical fouls: Virginia-None. NC State-None.
Attendance: 1499

Score by periods	1st	2nd	3rd	4th	Total
Virginia	11	10	16	15	52
NC State	16	14	18	15	63

Last FG - VA 4th-00:24, ST 4th-03:03.
Largest lead - VA by 1 1st-01:57, ST by 14 3rd-06:46.
VA led for 01:05, ST led for 35:42. Game was tied for 02:47.

Points	In Paint	Off T/O	2nd Chance	Fast Break	Bench
VA	12	8	9	2	9
ST	30	19	7	4	2

Score tied - 1 time.
Lead changed - 4 times.

2015-16 VIRGINIA SEASON RESULTS & LEADERS

RECORD:	OVERALL	HOME	AWAY	NEUTRAL
ALL GAMES	13-9	8-4	4-3	1-2
CONFERENCE	3-5	1-3	2-2	0-0
NON-CONFERENCE	10-4	7-1	2-1	1-2

UVA.										
Date	Rank	Opponent	Score	W/L	Rec.	ACC	Attend.	High Scorer	High Reb.	Opp. High Scr
11/13	--/RV	@Mid Tenn	70-66	W	1-0	0-0	5613	Moses 13	Umeri 6	Edwards 30
11/16	--/RV	NORFOLK ST	86-50	W	2-0	0-0	3495	Randolph 17	LM/FR 7	Beslow 15
11/19	--/RV	@Auburn	69-52	W	3-0	0-0	1675	Huland EI 20	LM/SU/FR 6	McKay 16
11/22	--/RV	LONGWOOD	81-46	W	4-0	0-0	3616	Huland EI 20	Moses 9	Skersick 12
11/26	--/RV	vs Green Bay	68-59	W	5-0	0-0	488	Venson 25	Moses 8	Buck 24
11/27	--/RV	vs Rutgers	60-48	L	5-1	0-0		Moses 18	Moses 7	Copper 21
11/28	--/RV	vs Tulane	67-62	L	5-2	0-0		Randolph 18	Huland EI 10	Morgan 21
12/02		No. 24 Iowa	85-73	L	5-3	0-0	3360	Venson 28	Moses 5	Kastanek 22
12/05		NJIT	81-54	W	6-3	0-0	3268	Huland EI 17	Moses 11	Guarino 24
12/08		BOWLING GREEN	68-39	W	7-3	0-0	10048	FR, AHE 14	Moses 11	Tibbs 8
12/18		CHARLESTON SO	85-65	W	8-3	0-0	2975	Venson 24	Moses 7	Mann 20
12/21		@No. 9 Ohio State	93-73	L	8-4	0-0	4778	Randolph 26	Moses 10	Alston 24
12/28		COPPIN STATE	75-40	W	9-4	0-0	3062	Moses 17	Randolph 7	Lane 10
12/29		RICHMOND	71-51	W	10-4	0-0	3190	AHE, LM 13	Moses 14	Murphy 14
01/03		No. 22 MIAMI	76-56	W	11-4	1-0	3656	FR, LM 16	Mason 7	Thomas 12
01/07		No. 3 NOTRE DAME	74-46	L	11-5	1-1	3394	Venson 17	Venson 5	Turner 19
01/10		@Wake Forest	52-50	W	12-5	2-1	875	Venson 20	LM, MJ 6	Campbell 13
01/14	--/RV	No. 23 LOUISVILLE	59-41	L	12-6	2-2	2880	Venson 13	Moses 11	Hines-Allen 16
01/17	--/RV	@Georgia Tech	78-67	W	13-6	3-2	1041	Venson 23	Moses 10	Whiteside 27
01/21	--/RV	@No. 14 Florida St	70-48	L	13-7	3-3	2495	Mason 15	Moses 5	Thomas 20
01/24	--/RV	PITT	58-55	L	13-8	3-4	2895	BM/MV 14	Moses 9	Potvin 19
01/27		at NC State	63-52	L	13-9	3-5	1499	Venson 14	Umeri 8	Wilson 24

2015-16 POINTS-REBS-ASSISTS

OPPONENT	ALLEN	BATTLE	BROWN	FERGUSON	HULAND EL	JONES
at Middle Tennessee	DNP	DNP	10-4-1	2-0-0	10-3-2	6-5-0
NORFOLK ST	0-1-0	2-1-0	11-2-3	4-3-0	10-2-2	10-6-1
at Auburn	DNP	DNP	4-3-2	DNP	20-5-2	2-3-0
LONGWOOD	0-0-0	0-0-0	4-5-2	2-1-0	20-7-2	7-6-1
vs Green Bay	DNP	DNP	2-0-0	DNP	5-1-0	0-0-2
vs Rutgers	DNP	DNP	6-1-1	DNP	0-0-0	2-2-0
vs Tulane	DNP	DNP	0-0-1	DNP	9-10-1	7-2-1
IOWA	DNP	DNP	0-1-0	DNP	4-3-0	2-1-0
NJIT	4-0-0	1-1-0	8-1-3	0-1-0	17-6-4	4-7-2
BOWLING GR	DNP	0-0-0	7-7-2	0-1-0	14-1-4	3-3-1
CHAR SOUTH	DNP	DNP	10-6-1	1-0-0	12-5-1	INJ
at Ohio State	DNP	DNP	0-1-0	DNP	12-3-2	0-2-0
COPPIN	0-1-0	0-0-0	7-6-2	0-1-0	9-5-1	4-1-0
RICHMOND	DNP	DNP	8-3-2	0-0-0	13-2-0	6-4-1
MIAMI	DNP	DNP	3-1-1	DNP	11-2-1	2-1-0
NOTRE DAME	DNP	DNP	4-1-1	DNP	0-1-0	3-1-0
at Wake Forest	DNP	DNP	3-1-0	DNP	5-2-2	2-6-2
LOUISVILLE	DNP	DNP	4-2-0	DNP	6-2-0	0-1-0
at Georgia Tech	0-3-0	DNP	2-1-0	DNP	12-3-5	5-2-1
at FSU	0-0-0	DNP	1-1-2	0-0-0	7-4-0	8-4-1
PITT	DNP	DNP	3-3-0	DNP	8-6-0	5-5-1
at NC State	DNP	DNP	9-5-0	DNP	4-0-1	0-1-0
at Duke						
VIRGINIA TECH						
SYRACUSE						
at BC						
at Louisville						
CLEMSON						
NORTH CAROLINA						
at VTech						

OPPONENT	MASON	MOSES	PAYNE	RANDOLPH	UMERI	VENSON
at Middle Tennessee	11-2-2	13-4-2	INJ	8-5-0	0-6-2	10-5-3
NORFOLK ST	10-3-3	12-7-1	INJ	17-7-4	0-1-0	10-2-2
at Auburn	6-1-2	8-6-1	INJ	15-6-4	0-6-1	14-1-1
LONGWOOD	14-6-1	6-9-2	INJ	14-8-3	2-3-1	12-2-3
vs Green Bay	16-2-1	3-8-2	INJ	15-3-1	2-5-0	25-4-2
vs Rutgers	1-5-2	18-7-0	INJ	5-3-2	6-4-1	10-2-2
vs Tulane	9-2-3	10-4-2	INJ	18-1-2	4-4-0	5-4-1
IOWA	10-4-2	11-5-1	INJ	12-3-2	6-0-1	28-1-3
NJIT	7-2-2	14-11-2	INJ	12-2-0	2-4-0	12-5-1
BOWLING GR	6-2-2	12-11-0	INJ	14-7-4	2-6-0	10-3-3
CHAR SOUTH	3-2-3	10-7-1	INJ	17-6-8	8-5-0	24-3-6
at Ohio State	6-2-6	5-10-1	INJ	26-1-1	0-7-0	24-4-3
COPPIN	10-5-3	17-5-1	INJ	9-7-6	3-3-0	16-3-4
RICHMOND	7-8-5	13-14-1	INJ	11-2-5	2-6-0	11-1-0
MIAMI	14-7-3	16-6-0	INJ	16-4-8	2-1-1	12-0-5
NOTRE DAME	10-4-3	6-3-0	INJ	4-3-0	2-4-0	17-5-2
at Wake Forest	8-2-2	10-6-2	INJ	INJ	4-1-2	20-2-0
LOUISVILLE	12-4-0	6-11-0	INJ	INJ	0-5-0	13-0-4
at Georgia Tech	21-4-4	7-10-0	INJ	INJ	8-7-0	23-2-6
at FSU	15-2-3	8-4-1	INJ	INJ	2-3-2	8-3-1
PITT	14-4-3	9-9-0	INJ	INJ	2-1-0	14-2-2
at NC State	11-6-3	10-3-2	INJ	INJ	4-8-0	14-3-4
at Duke						
VIRGINIA TECH						
SYRACUSE						
at BC						
at Louisville						
CLEMSON						
NORTH CAROLINA						
VirginiaTech						

GAME-BY-GAME STAT COMPARISONS

	Field Goal %		3-Point FG %		Free Throw Pct.		Rebounds	Turnovers
	Virginia	Opponent	Virginia	Opponent	Virginia	Opponent	UVA-Opp	UVA-Opp
Mid Tenn	25-60 (.417)	19-51 (.373)	5-11 (.455)	6-20 (.300)	15-22 (.682)	22-35 (.629)	42-34 (+8)	21-22
NORFOLK ST	33-64 (.516)	21-77 (.273)	5-17 (.294)	2-17 (.118)	15-20 (.750)	6-9 (.667)	46-44 (-2)	18-23
Auburn	22-63 (.339)	21-61 (.344)	5-23 (.217)	2-13 (.154)	20-24 (.833)	8-15 (.533)	43-39 (-4)	13-20
LONGWOOD	33-71 (.465)	17-53 (.321)	2-15 (.133)	4-20 (.200)	13-16 (.813)	8-12 (.667)	51-27 (+24)	9-18
Green Bay	21-47 (.447)	20-49 (.408)	4-16 (.250)	6-19 (.316)	22-24 (.917)	13-20 (.650)	26-30 (-4)	16-22
Rutgers	17-59 (.288)	22-41 (.537)	4-19 (.211)	3-4 (.750)	10-18 (.556)	13-18 (.722)	28-38 (-10)	9-19
Tulane	22-63 (.349)	23-52 (.442)	5-17 (.294)	6-16 (.375)	13-16 (.813)	15-21 (.714)	32-38 (-6)	14-16
IOWA	29-58 (.500)	29-55 (.527)	6-15 (.400)	10-24 (.417)	9-13 (.692)	17-23 (.739)	25-36 (-11)	16-17
NJIT	33-65 (.508)	20-53 (.377)	8-20 (.400)	9-26 (.346)	7-12 (.583)	5-5 (1.000)	39-29 (+10)	13-21
BOWLING GR	25-61 (.410)	12-44 (.273)	8-25 (.320)	5-22 (.227)	10-19 (.526)	10-16 (.625)	46-31 (+15)	14-24
CHAR SOUTH	31-63 (.492)	27-54 (.500)	10-24 (.417)	5-16 (.313)	13-17 (.765)	6-11 (.545)	38-27 (+11)	16-20
Ohio State	25-70 (.357)	37-66 (.561)	11-20 (.550)	7-13 (.538)	12-16 (.750)	12-16 (.750)	42-36 (-6)	16-15
COPPIN	24-53 (.453)	17-55 (.309)	6-13 (.462)	1-6 (.167)	21-26 (.808)	5-13 (.385)	45-27 (+18)	20-23
RICHMOND	31-69 (.449)	18-52 (.346)	5-20 (.250)	5-13 (.385)	4-6 (.667)	10-12 (.833)	43-31 (+12)	8-15
MIAMI	29-60 (.483)	21-54 (.389)	6-9 (.667)	3-14 (.214)	12-16 (.750)	11-17 (.647)	31-39 (-8)	17-28
NOTRE DAME	16-54 (.296)	29-60 (.483)	5-15 (.333)	7-16 (.438)	9-12 (.750)	9-15 (.600)	28-45 (-17)	18-19
at Wake Forest	14-47 (.298)	19-44 (.432)	5-16 (.313)	4-9 (.444)	19-24 (.792)	8-18 (.444)	26-37 (-11)	22-31
LOUISVILLE	15-45 (.333)	21-50 (.420)	3-11 (.273)	3-15 (.200)	8-12 (.667)	14-15 (.933)	29-34 (-5)	19-13
at Georgia Tech	33-61 (.541)	25-70 (.357)	5-12 (.417)	7-28 (.250)	7-10 (.700)	10-12 (.833)	36-35 (+1)	13-11
at FSU	20-51 (.392)	28-69 (.406)	3-12 (.250)	3-18 (.167)	5-9 (.556)	11-19 (.579)	26-42 (-16)	22-12
PITT	15-55 (.273)	18-44 (.409)	4-9 (.444)	8-20 (.400)	21-26 (.808)	14-18 (.778)	35-35 (E)	13-25
at NC State	20-53 (.377)	23-55 (.418)	6-15 (.400)	4-21 (.190)	6-7 (.857)	13-14 (.929)	31-34 (-3)	17-11
at Duke								
VIRGINIA TECH								
SYRACUSE								
at BC								
at Louisville								
CLEMSON								
NORTH CAROLINA								
at VirginiaTech								

MISCELLANEOUS STATS

VIRGINIA
OPPONENT

Bench Points	323 (14.6)	296 (14.0)
FG Percentage- Home	285-658 (.433)	229-597 (.383)
FG Percentage- Road	126-344 (.366)	147-346 (.424)
FG Percentage- Neutral	60-169 (.355)	65-142 (.458)
Most Points - Quarter.	28 (4x)	27 (4th at Ohio State 12/21)
Fewest Points- Quarter	6 (2nd vs Pitt 1/24)	3 (4th at Wake 01/10)
Fewest Combined Points - Quarter.	11 (2nd vs Pitt 1/24)		
Most Points- Half.	45 (1st vs Norfolk St 11/16)	50 (2nd at Ohio State 12/21)
Fewest Points- Half	18 (2x last vs Pitt 1/24)	17 (2x last 1st vs Coppin 12/28)
Largest Halftime Lead	22 (2x last Coppin 12/28)		
Largest Halftime Deficit	15 vs Louisville 01/14		

VIRGINIA'S RECORD WHEN

Game decided by 10 pts or less.	3-2
Leading at halftime	9-0
Trailing at halftime	3-9
Tied at halftime	0-0
Went into overtime.	0-0
Leading by 10 or more points	11-0
Shot FG 50% or better.	3-1
Shot FG less than 50%.	9-8
Shot FG less than 40%.	2-8
Shot FG 40% or better	10-1
Holding opponent under 60 pts	9-2
Scoring 30-39 points	0-0
Scoring 40-49 points	0-3
Scoring 50-59 points	1-6
Scoring 60-69 points	3-1
Scoring 70-79 points	4-2
Scoring 80-89 points	4-0
Scoring 90-100 points	0-0
Outrebounding opponent.	8-0
Being outrebounded	4-8
Tied in rebounding	0-1
Have fewer TOs than opponent.	12-5
Committing 15 or less TOs	6-3

SCORING BENCHMARKS
GAMES WITH 20 OR MORE POINTS IN 15-16

Mikayla Venson	6
Aliyah Huland El	2
Breyana Mason	1
Faith Randolph	1

GAMES WITH 10 OR MORE POINTS IN 15-16

Mikayla Venson	19
Breyana Mason	12
Lauren Moses.	12
Faith Randolph	11
Aliyah Huland El	10
J'Kyra Brown	3
Moné Jones	1

GAMES WITH 10 OR MORE REBOUNDS IN 15-16

Lauren Moses.	6
Aliyah Huland El	1

DOUBLE DOUBLES IN 15-16

Lauren Moses.	3
-----------------------	---

2015-16 HIGHS/LOWS

VIRGINIA HIGHS

Points	86 vs Norfolk State 11/16/15	93 at Ohio State 12/21/15
FG Made	33 (3x) last vs NJIT 12/05/15	37 at Ohio State 12/21/15
FG Attempts	71 vs Longwood 11/22/15	77 vs Norfolk State 11/14/15
FG %	.516 (33-64) vs Norfolk State 11/14/15	.573 (22-41) vs Rutgers 11/27/15
3FG Made	.11 at Ohio State 12/21/15	10 vs Iowa 12/02/15
3FG Attempts	24 vs Charleston Southern 12/18/15	28 at Georgia Tech 01/17/16
3FG %	.667 (6-9) vs Miami 01/03/16	.750 (3-4) vs Rutgers 11/27/15
Free Throws Made	22 vs Green Bay 11/26/15	22 at Middle Tennessee 11/13/15
Free Throw Attempts	26 vs Pitt 01/24/16	35 at Middle Tennessee 11/13/15
Free Throw %	.917 (22-24) vs Green Bay 11/26/15	5-5 vs NJIT 12/05/15
		.14-15 (.933) vs Louisville 01/14/16
Rebounds	51 vs Longwood 11/22/15	46 vs Norfolk State 11/16/15
Assists	20 vs Charleston Southern 12/18/15	17 vs Iowa 12/02/15
Steals	15(2x) last at Wake Forest 01/10/16	12 at Middle Tennessee 11/13/15
Blocked Shots	7 (2x) last vs Miami 01/03/15	8 at Ohio State 12/21/15
Turnovers	22 (2x) last at FSU 01/21/16	31 at Wake Forest 01/10/16
Fouls	27 at Middle Tennessee 11/13/15	24 at Wake Forest 01/10/16

OPPONENT HIGHS
VIRGINIA LOWS

Points	41 vs Louisville 01/14/16	39 vs Bowling Green 12/08/15
FG Made	14 at Wake Forest 01/10/16	12 vs Bowling Green 12/08/15
FG Attempts	45 vs Louisville 01/14/16	41 vs Rutgers 11/27/15
FG %	.273 (15-55) vs Pitt 01/24/16	.273 (2x) (12-44) last vs Bowling Green 12/08/15
3FG Made	2 vs Longwood 11/22/15	1 vs Coppin State 12/28/15
3FG Attempts	9 (2x) last vs Pitt 01/24/16	4 vs Rutgers 11/27/15
3FG %	.133 (2-15) vs Longwood 11/22/15	.118 (2-17) vs Norfolk State 11/16/15
Free Throws Made	4 vs Richmond 12/29/15	5 (2x) last vs Coppin State 12/28/15
Free Throw Attempts	6 vs Richmond 12/29/15	5 vs NJIT 12/05/15
Free Throw %	.556 (2x) last (5-9) at FSU 01/21/16	.385 (5-13) vs Coppin State 12/28/15
Rebounds	25 vs Iowa 12/02/15	27 (2x) last vs. Coppin State 12/28/15
Assists	4 vs Louisville 01/14/16	5 at Auburn 11/19/15
Steals	5 (2x) last at FSU 01/21/16	3 (2x) last vs Green Bay 11/26/15
Blocked Shots	1 vs NJIT 12/05/15	0 vs NJIT 12/05/15
Turnovers	8 vs Richmond 12/29/15	11 at Georgia Tech 01/17/16
Fouls	10 vs NJIT 12/05/15	7 vs Richmond 12/29/15

OPPONENT LOWS
VIRGINIA INDIVIDUAL HIGHS

Points	28 Venson vs Iowa 12/02/15	30 Edwards at Middle Tennessee 11/13/15
FG Made	10 Mason at Georgia Tech 01/17/16	10 Alston at Ohio State 12/21/15
FG Attempts	20 Randolph vs Tulane 11/28/15	23 Whiteside at Georgia Tech 01/17/16
FG %	7-8 (.875) Moses vs Coppin State 12/28/15	5-5 Butts vs Rutgers 11/27/15
3FG Made	4(2x) last Venson vs CSU 12/18/15	7 Guarino vs NJIT 12/05/15
3FG Attempts	10 Venson vs Iowa 12/02/15	16 Guarino vs NJIT 12/05/15
3FG Percentage	4-5 Venson at Ohio State 12/21/15	2-2 Parker vs Rutgers 11/27/15
	.3-3 Huland El vs Miami 01/03/16	
FT Made	8(2x) Moses last at Wake Forest 01/10/16	10 Wise vs Pitt 01/24/16
FT Attempts	13 Moses at Wake Forest 01/10/16	12 (2x) last Wise vs Pitt 01/24/16
FT Percentage	8-8 Venson vs Green Bay 11/26/15	6-6 (2x)
Rebounds	14 Moses vs Richmond 12/29/15	15 Beslow vs Norfolk State 11/16/15
Assists	8 Randolph (2x) last vs Miami 01/03/16	6 (4X) last Parson vs Richmond 12/29/15
Steals	5 Mason vs Green Bay 11/26/15	6 Jones at Middle Tennessee 11/13/15
Blocked Shots	3 Huland El (2x) last vs Miami 01/03/16	6 Hart at Ohio State 12/21/15
Turnovers	6 (3x) last Huland El at FSU 01/21/16	8 (3x) last Taylor at Wake Forest 01/10/16

OPPONENT INDIVIDUAL HIGHS

THE LAST TIME

VIRGINIA INDIVIDUALS

- **Two UVA players with double-doubles in the same game:** at Clemson 2/01/15 (Moses 15-10, Imovbioh 15-13)
- **Four players in double figures:** vs Miami 01/03/15 (Moses 16, Randolph 16, Mason 14, Venson 12, Huland El 11)
- **Five players in double figures:** vs Miami 01/03/15 (Moses 16, Randolph 16, Mason 14, Venson 12, Huland El 11)
- **Six players in double figures:** vs Norfolk State 11/16/15 (Randolph 17, Moses 12, Brown 11, Venson 10, Mason 10, Huland El 10, Jones 10)
- **Seven players in double figures:** vs Norfolk State 11/16/15 (Randolph 17, Moses 12, Brown 11, Venson 10, Mason 10, Huland El 10, Jones 10)
- **Scored 20 points:** 23 Venson, 21 Mason at Georgia Tech, 1/17/16
- **Scored 25 points:** 26, Faith Randolph at Ohio State, 12/21/15
- **Scored 30 points:** 34, Monica Wright vs. Green Bay, 03/21/10
- **Scored 40 points:** **48, Mimi Kennedy at North Carolina, 01/15/98
- **A non-starter scored 20 or more points:** 20 Aliyah Huland El vs Longwood 11/22/15
- **Two or more Hoos scored 20 or more points in the same game:** at Georgia Tech 01/17/16 (Venson 23, Mason 21)
- **Perfect from the field (5 attempts):** 7-7, Imovbioh vs Louisville 03/01/15
- **Perfect at FT line (10 attempts):** 11-11, Monica Wright vs North Carolina, 02/15/10
- **Perfect at FT line (9 attempts):** 9-9, Faith Randolph vs Louisville 03/01/15
- **Perfect at FT line (8 attempts):** 9-9, Faith Randolph vs Louisville 03/01/15
- **Had 20 Free throw attempts:** **20, Brandi Teamer at Wake Forest, 01/6/05
- **Had 15 rebounds:** 17, Sarah Imovbioh vs Louisville 03/01/15
- **Had 20 rebounds:** 24, Sarah Imovbioh vs Ohio State 11/14/14
- **Had 10 assists:** 11, Sharneé Zoll vs. Georgia Tech, 03/2/08
- **Had 6 steals:** 6, Kelsey Wolfe at Miami, 01/06/13
- **Blocked 5 shots:** 5, Jocelyn Logan-Friend at North Carolina, 02/24/05

VIRGINIA TEAM

- **UVA ranked in AP Top 25:** #22, 11/21/12
- **UVA ranked USA Today Top 25:** #22, 3/8/10
- **Played AP No. 1 team:** #1 Duke, L 79-58, 3/2/07
- **Defeated AP No. 1 team:** #1 Maryland, 75-74, 2/11/92
- **Defeated AP Top 10 team:** #8 Louisville, 75-59, 03/01/15
- **Defeated AP Top 25 team:** #22 Miami, 76-56, 01/03/16

FIELD GOAL SHOOTING

- **Shot 50 percent:** .541 (33-61) at Georgia Tech, 1/17/16
- **Shot 60 percent:** .623 (33-53) vs Georgia Tech, 3/02/08
- **Shot 70 percent:** **.700 (42-60) at Wake Forest, 1/07/87
- **Made 40-49 field goals:** 42 vs Wake Forest, 1/7/87
- **Made 50 field goals:** **54 vs Cleveland State, 11/29/95
- **Attempted 60-69 FG:** 63 vs Tulane 11/28/15
- **Attempted 70-79 FG:** 71 vs Delaware St, 12/6/14
- **Attempted 80 FG:** 85 at NC State, 2/10/11

THREE-POINT SHOOTING

- **Shot 50 percent:** .667 (6-9) vs Miami 01/03/16
- **Shot 60 percent:** .667 (6-9) vs Miami 01/03/16
- **Shot 70 percent:** .750 (6-8) vs Louisville 03/01/15
- **Shot 80 percent:** .857 (6-7) vs St. John's, 03/19/88
- **Made 10 three-pt. field goals:** 10 at Clemson 2/01/15
- **Attempted 20 three-pt. FG:** 26 (made 13) vs BC 1/15/15

FREE THROW SHOOTING

- **Shot 80 percent:** .857 (6-7) at NC State 1/27/16
- **Shot 90 percent:** .917 (22-24) vs Green Bay, 11/26/15
- **Shot 100 percent:** 6-6 vs. Duke, 02/8/13
- **Made 20 free throws:** 21 vs Pitt 01/24/16
- **Made 30 free throws:** 30 vs. North Carolina, 02/20/14
- **Attempted 30 FT:** 33 vs Louisville 03/01/15
- **Attempted 40 FT:** 44 vs. Indiana, 11/26/09
- **Attempted 50 FT:** **54 at Wake Forest, 01/6/05

SCORING

- **Scored 80 points:** 85 vs Charleston Southern 12/18/15
- **Scored 90 points:** 91 vs Longwood 12/16/14
- **Scored 100 points:** 100 vs Delaware St, 12/6/14

REBOUNDING

- **Had 50 rebounds:** 51 vs Ohio State 11/14/14
- **Had 60 rebounds:** 63 at Alabama, 12/21/12
- **Had 70 rebounds:** **77 vs. Rider, 12/19/96

ASSISTS

- **Had 20 assists:** 20 vs Charleston Southern, 12/18/15
- **Had 30 assists:** **37 vs. Cleveland State, 11/29/95

STEALS

- **Had 15 steals:** 15 at Wake, 01/10/16
- **Had 20 steals:** 22 vs UMEs, 12/17/13
- **Had 25 steals:** 26 vs. Clemson, 02/12/12
- **UVA forced 30 turnovers:** 31 at Wake, 01/10/16
- **UVA committed 30 turnovers:** 32 at Alabama, 12/21/12

MISCELLANEOUS

- **UVA in OT:** L, 68-63 at Pitt 2/19/15
- **UVA in 2OT:** L, 73-70 at Alabama, 12/21/12
- **UVA in 3OT:** W, 105-100 at North Carolina, 01/15/98
- **UVA shot 60% from the floor in first half:** .621 (18-29) at Clemson 2/01/15
- **UVA shot 60% from the floor in second half:** .655 (19-29) at Georgia Tech 1/17/16
- **UVA shot less than 20% from floor first half:** .192 (5-26) at Maryland, 12/06/12
- **UVA shot less than 30% from floor first half:** .267 (8-30) vs Notre Dame 01/07/15
- **UVA shot less than 30% from floor 2nd half:** .294 (10-34) at Clemson 2/01/15
- **UVA scored less than 15 points in first half:** 13 at Florida State, 01/8/06
- **UVA held opp to less than 15 points first half:** 14 vs. Virginia Tech, 01/03/13
- **UVA held opp to less than 10 points first half:** 6 vs. Norfolk State, 12/28/12
- **UVA held opponent to less than 30 points:** 23 vs. Norfolk State, 12/28/12
- **UVA failed to make at least one three-pointer:** 0-10 vs. Kansas State, 11/29/13
- **Opponent failed to make at least one three-pointer:** 0-9 at Louisville, 01/18/15

**school record


00
**DEBRA
FERGUSON**

Center • Freshman
6-4
Amherst County High
Madison Heights, Va.


1
**MIKAYLA
VENSON**

Guard • Sophomore
5-7
Yorktown High
Arlington, Va.


2
**JAE'LISA
ALLEN**


Forward • Sophomore
6-2
White Hall High
Pine Bluff, Ark.


10
**J'KYRA
BROWN**


Guard • Redshirt Sophomore
5-11
Rocky Mount High
East Carolina Univ.
Rocky Mount, N.C.


12
**BREYANA
MASON**

Guard • Junior
5-8
Forest Park High
Woodbridge, Va.


13
**EMILY
BATTLE**

Forward • Freshman
6-1
St. Anne's-Belfield
Charlottesville, Va.


20
**FAITH
RANDOLPH**

Guard • Senior
5-10
Our Lady of Good Counsel
Derwood, Md.


21
**LAUREN
MOSES**

Forward • Sophomore
6-2
Rancocas High
Mount Holly, N.J.


23
**ALIYAH
HULAND EL**

Guard • Sophomore
6-1
Randolph High
Randolph, N.J.


32
**MONÉ
JONES**

Forward • Freshman
6-2
Riverside High
Durham, N.C.


35
**SHAKYNA
PAYNE**

Forward • Freshman
6-1
SW Atlanta Christian Academy
Acworth, Ga.


44
**SYDNEY
UMERI**

Forward • Junior
6-1
The Lovett School
Acworth, Ga.


**JOANNE
BOYLE**

Head Coach
Fifth Season


**KIM
MCNEILL**

Associate Head Coach
Fifth Season


**LA'KESHIA
FRETT MEREDITH**

Assistant Coach
Third Season


**CORY
MCNEILL**

Assistant Coach
Fifth Season



**SARAH
HOLSINGER**

Asst. AD/Operations
Fifth Season


2015-16 WOMEN'S BASKETBALL RULES CHANGES



TEAM TIMEOUTS PER GAME



3 TIMEOUTS CARRY OVER TO 2ND HALF



P1 | ≤ 5:00 OR 1ST TEAM CALLED

— INTERMISSION MEDIA TIMEOUT —

P2 | ≤ 5:00 OR 1ST TEAM CALLED

P3 | ≤ 5:00 OR 1ST TEAM CALLED

— INTERMISSION MEDIA TIMEOUT —

P4 | ≤ 5:00 OR 1ST TEAM CALLED

+FIRST TEAM-CALLED IN 2ND HALF IS MEDIA TIMEOUT

OPTION TO ADVANCE THE BALL TO THE 28-FOOT MARK

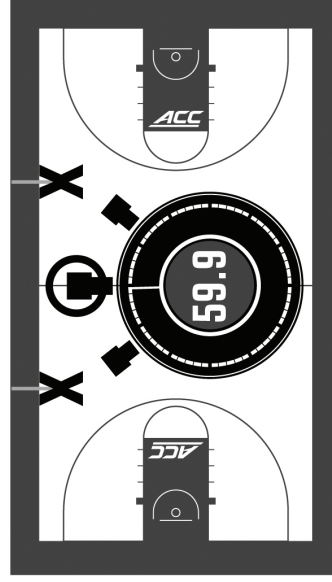
IN THE FRONT COURT WHEN CALLING

A TIMEOUT WITH POSSESSION

DURING THE LAST 59.9

SECONDS OF THE 4TH PERIOD

— AND ALSO OF EACH OVERTIME —



THEACC.COM | @ACCWBB | #ACCWBB