



VIRGINIA

2015-16 VIRGINIA CAVALIER WOMEN'S BASKETBALL GAME NOTES

2015-16 Schedule/Results

Nov. 13	at Middle Tennessee	W, 70-66
Nov. 16	NORFOLK STATE	W, 86-50
Nov. 19	at Auburn	W, 69-52
Nov. 22	LONGWOOD	W, 81-46
Nov. 26	vs. Green Bay^	W, 68-59
Nov. 27	vs. Rutgers^	L, 60-48
Nov. 28	vs. Tulane^	L, 67-62
Dec. 02	No. 24 IOWA	L, 85-73
Dec. 05	NJIT	W, 81-54
Dec. 08	BOWLING GREEN	W, 68-39
Dec. 18	CHARLESTON SOUTHERN	W, 85-65
Dec. 21	at No. 9 Ohio State	L, 93-73
Dec. 28	Richmond vs. Lafayette%	4:30 p.m.
Dec. 28	COPPIN STATE%	7 p.m.
Dec. 29	Coppin State vs. Lafayette%	4:30 p.m.
Dec. 29	RICHMOND%	7 p.m.
Jan. 03	MIAMI* ^{RSN}	1 p.m.
Jan. 07	NOTRE DAME*	7 p.m.
Jan. 10	at Wake Forest*	2 p.m.
Jan. 14	LOUISVILLE*	7 p.m.
Jan. 17	at Georgia Tech*	2 p.m.
Jan. 21	at Florida State*	7 p.m.
Jan. 24	PITTSBURGH* ^{RSN}	1 p.m.
Jan. 27	at NC State*	7:30 p.m.
Feb. 4	at Duke*	7 p.m.
Feb. 7	VIRGINIA TECH*	2 p.m.
Feb. 11	SYRACUSE* ^{RSN}	7 p.m.
Feb. 14	at Boston College*	5 p.m.
Feb. 18	at Louisville*	7 p.m.
Feb. 21	CLEMSON* ^{RSN}	1 p.m.
Feb. 25	NORTH CAROLINA* ^{RSN}	7 p.m.
Feb. 28	at Virginia Tech	2 p.m.

* ACC game

^ Paradise Jam (U.S. Virgin Islands)

% Cavalier Classic Tournament

[RSN] - ACC Regional Sports Networks

[ESPN3] - streamed online on ESPN.go.com/
watchespn

All Times Eastern

Rankings are Associated Press

Cavalier Classic Presented by Holiday Inn University Area

John Paul Jones Arena • Charlottesville, Va.



Virginia Cavaliers (8-4, 0-0 ACC)

vs

Coppin State Eagles (2-8, 0-0 MEAC)

Richmond Spiders (6-5, 0-0 A10)



Radio: WINA 1070-AM: Channing Poole, Chelsea Shine

TV: none

The Virginia women's basketball team (8-4) closes out the non-conference portion of its schedule by hosting the Cavalier Classic Presented by Holiday Inn University Area on Monday and Tuesday, Dec. 28-29, 2015. For the second-straight year, the tournament will be played in a true classic format with the match-ups predetermined and no tournament champion crowned. Virginia will play Coppin State (2-8, 0-0 MEAC) on Monday and Richmond (6-5, 0-0 A10) on Tuesday. Both games will take place at 7 p.m. Lafayette (2-7, 0-0 Patriot) faces Richmond on Monday and Coppin State on Tuesday with both of those games starting at 4:30 p.m.

All four teams are suffered losses before breaking for the holidays. Richmond is on a three-game slide, including falling 44-33 at Wake Forest right before the break in a game in which they shot just 21.5 percent (14-of-65). Coppin State has lost its last five games, including falling 69-54 against Auburn after losing three-straight games to ACC teams (Miami - 78-59; Syracuse 88-56; Virginia Tech 72-39). Lafayette has lost its last two, including a 72-59 home loss against Colgate.

Virginia is coming off a 93-73 loss at No. 9 Ohio State last Monday (Nov. 21). A 24-point game from sophomore Mikayla Venson and a 26-point performance from senior Faith Randolph (Derwood, Md.) were not enough as the Cavaliers suffered their only 20-point defeat of the season. Venson and Randolph combined to make 16 of Virginia's 25 field goals, shooting 44.4 percent (16-of-36) while the rest of the team went 9-of-34 (26.4 percent).

After hitting a then-season-high 10 threes against Charleston Southern, UVA made 11 at Ohio State. Venson had her best three-point shooting game, going 4-of-5 from long range with Randolph 4-of-6. Sophomore Aliyah Huland El (Randolph, N.J.) came off the bench to go 3-of-6 from three-point range.

Projected Starting Lineup

G	1	Mikayla Venson	So.	15.3 ppg	2.7 rpg	34 assts/15 stls
• ACC All-Freshman team last season; career-high 28 points against Iowa						
G	12	Breyana Mason	Jr.	8.3 ppg	2.8 rpg	29 assts/20 stls
• ACC All-Academic Team last season; 6 assists at Ohio State						
G	20	Faith Randolph	Sr.	14.4 ppg	4.3 rpg	31 assts/12 steal
• Preseason All-ACC; 2nd team All-ACC last season; tied career high with 26 pts at Ohio State						
F	21	Lauren Moses	So.	10.2 ppg	7.4 rpg	15 assts/24 stls
• Paradise Jam All-Tournament team; two double-doubles this season; 8th in ACC in rebounding						
F	44	Sydney Umeri	Jr.	2.7 ppg	4.3 rpg	6 assts/8 steals
• At Middle Tennessee, made first start since Jan. 5, 2014 (Pitt)						

QUICK FACTS
THE UNIVERSITY OF VIRGINIA

Name.....The University of Virginia
 Founded.....by Thomas Jefferson in 1819
 Nicknames.....Cavaliers, Wahos, 'Hoos
 Location.....Charlottesville, Va.
 Enrollment.....21,238 (14,898 undergraduate)
 President.....Teresa A. Sullivan (Michigan State '70)
 Athletics Director.....Craig Littlepage (Pennsylvania '73)
 Conference.....Atlantic Coast Conference (ACC)
 Colors.....Orange and Blue
 Official Athletics Websites.....VirginiaSports.com
VirginiaSportsTV.com
 University Website.....virginia.edu

WOMEN'S BASKETBALL INFORMATION

First Season of Basketball.....1973-74
 All-Time Record.....862-414 (43rd year)*
 All-Time Home Record.....424-188*
 John Paul Jones Arena.....121-38 (10th season)*
 University Hall.....302-149
 All-Time ACC Record.....337-194 (36 years)*
 Home Facility.....John Paul Jones Arena (14,593)
 Press Row Phone Number.....434-962-0579
 NCAA Tournament Appearances/Last.....24/2010
 NCAA Tournament Record.....33-24
 WNIT Tournament Appearances/Last.....5/2012
 WNIT Tournament Record.....11-6
 2014-15 Record.....17-14
 ACC Record/Finish.....7-9/9th
 Letterwinners Returning/Lost.....7/3
 Starters Returning/Lost.....4/1
 Newcomers.....4

COACHING & SUPPORT STAFF

Head Coach.....Joanne Boyle
 Career Record.....285-152*
 Virginia Record.....81-59*
 Associate Head Coach.....Kim McNeill
 Assistant Coach.....La'Keshia Frett Meredith
 Assistant Coach.....Cory McNeill
 Asst AD WBB Operations.....Sarah Holsinger
 Assistant Director of Operations.....Hadley Zeavin
 Video Coordinator.....James Rogol
 Athletic Trainer.....Shannon Soares
 Strength & Conditioning.....Robb Hornett
 Equipment Manager.....Matt Althoff

*records through games of 12/22/15

INTERVIEW POLICY

All interview requests for Virginia women's basketball must be made through Melissa Dudek in the Virginia Athletics Media Relations Office. Players' individual phone numbers will not be given to the media at any time. Game day interviews will not be granted until the postgame press conference opportunity. Please give a minimum of 24 hours notice for all interview requests.

HOOS HOT

- Mikayla Venson had her second-straight 24-point game at Ohio State
- Venson has scored at least 24 points in three of the last five games
- Venson was 9-of-12 shooting against CSU (75.0 percent), her third-best shooting performance of her career. She was 8-of-10 (80.0 percent) last season vs. Delaware State and 7-of-8 (87.5 percent) against NC State
- Venson was 4-of-5 from three-point range at Ohio State. In the last two games, she is shooting 72.7 percent from long range (8-of-11)
- Venson had a streak of 26-consecutive made free throw attempts, dating back to the Auburn game (Nov. 19), snapped in the third quarter of the Ohio State game
- Faith Randolph has scored in double-digits in each of the last six games
- Randolph had her first 20-point game of the season at Ohio State, matching her career-high with 26 points
- In the last three games, Randolph has scored a combined 57 points with 14 rebounds, 13 assists and four steals
- Lauren Moses has scored in double digits in six of the last seven games and had double-digit rebounds in three of the last four games

DECEMBER TO REMEMBER

- Mikayla Venson has averaged 19.6 points per game in the five games so far this month, moving into the top-10 in scoring in the conference for the first time in her career
- Venson is 18-of-20 (0.0 percent) from the free throw line and 16-of-34 (47.1 percent) from three
- Venson has 32 field goals and 20 assists
- Faith Randolph is averaging 16.2 points per game and 3.8 rebounds per game
- Randolph has 15 assists (3.0 per game) and a 2.14 assist-to-turnover ratio
- Randolph is 11-of-25 (44.0 percent) from three
- Lauren Moses is averaging 10.4 points and 8.8 rebounds per game (23 Ob-boards, 21 defensive)
- Moses moved into the top-10 in the ACC in rebounding
- Aliyah Huland El is averaging 11.8 points in 21.6 minutes per game

ACC TOP-10

- Mikayla Venson is ranked eighth in scoring (15.3 ppg)
- Venson is second in free throw percentage (86.0)
- Lauren Moses is seventh in rebounding (7.4 rpg)
- Faith Randolph is eighth in free throw percentage (81.3)
- Randolph is ninth in three-point percentage (39.6)

CAVALIER CLASSIC

- Virginia captured 24 of the 29 Cavalier Classic team titles since the tournament began in 1976.
- Started as the precursor to the ACC Tournament, the Cavalier Classic's official name has changed several times through the years. North Carolina captured the first title in 1976, while NC State won the event in 1977 and Auburn took home the title in 1998.
- The 2014 tournament deviated from the previous format and did not have a declared champion, playing instead as a true "classic" tournament with set match-ups. 2015 will retain this same formatting.
- Virginia is 3-0 all-time versus Coppin State
- The Eagles last played in the Cavalier Classic in 2013, with Virginia logging a 70-45 victory
- Lafayette played in the 1990 Cavalier Classic, falling 103-41 to UVA and Illinois
- Virginia holds a 14-3 all-time record against Richmond
- The last meeting between the two was in the 2012 WNIT with Virginia earning a 68-55 victory

JOANNE BOYLE - FORMER RICHMOND COACH

- This will be the third time that Joanne Boyle has coached UVA against her former team
- UVA played Richmond during the regular-season during the 2011-12 season, Boyle's first with the Cavaliers, winning 69-56 in Richmond, and then played them again in the WNIT, winning 68-55
- Boyle began her head-coaching career at Richmond in 2002. In three years she led the Spiders to a 67-29 (.698) record, winning at least 21 games each season. Her final year at Richmond the Spiders went 23-8 and made the NCAA Tournament for the first time in 14 years
- Kim McNeill (Hairston) was a member of Boyle's staff at Richmond
- McNeill is also a Richmond alum (2000, bachelor of arts in sports science), transferring in as a sophomore, going on to become a three-year letterwinner and co-captain. In 2000 she was named to the Colonial Athletic Association (CAA) All-Defensive team.

FREE THROWS

- Virginia is currently second in the ACC in free throw shooting efficiency at 73.3 percent
- Mikayla Venson had a streak of 26-consecutive made free throws, including going 6-of-6 against Iowa and 8-of-8 against Green Bay, snapped in the third quarter at Ohio State
- Venson is second in the ACC with an 88.6 free throw shooting percentage
- Faith Randolph, who led the ACC in free throw percentage last season (90.7 percent) snapped a streak of 14-consecutive made free throw attempts in the Charleston Southern game, going 4-of-6 from the stripe. Randolph is shooting 78.6 percent this season (12th in the ACC)

**BLUE RIBBON PANEL
PRESEASON
ALL-CONFERENCE HONORS****ACC Preseason Poll**

1. Notre Dame - 753 points (41)
2. Florida State - 695 (8)
3. Louisville - 649 (2)
4. Duke - 638
5. Syracuse - 544
6. Miami - 477
7. North Carolina - 435
8. Virginia - 364
9. NC State - 336
10. Pitt - 329
11. Georgia Tech - 328
12. Boston College - 204
13. Virginia Tech - 148
14. Wake Forest - 139
15. Clemson - 81

Preseason All-ACC Team

Rebecca Greenwell, R-So., G, Duke
Azura Stevens, So., F/G, Duke
Adut Bulgak, Sr., C, Florida State
Leticia Romero, Jr., G, Florida State
Mariya Moore, So., G, Louisville
Adrienne Motley, Jr., G, Miami
Lindsay Allen, Jr., G, Notre Dame
Brianna Turner, So., F, Notre Dame
Alexis Peterson, Jr., G, Syracuse
Faith Randolph, Sr., G, Virginia

Preseason ACC Player of the Year

Brianna Turner, So., F, Notre Dame

ACC Newcomer Watch List

Angela Salvadores, Fr, G, Duke
Asia Durr, Fr, G, Louisville
Destinee Walker, Fr., G, North Carolina
Marina Mabrey, Fr., G, Notre Dame
Arike Ogunbowale, Fr., G, Notre Dame

2015-16 Women's Basketball Game Promotions/ Theme Games**Sunday, January 3 vs. Miami - Camper Reunion**

Campers Take Over JPJ! All campers, family, and friends can purchase tickets for \$4 each. Tickets must be purchased online and in advance of the game. The first 1,000 fans will receive an orange glow stick and a special edition 2015-16 women's basketball poster! Cavman's New Year Party- Pre-game activities include inflatable, face painting, poster coloring, 2016 sunglass decorating, and photos with Cavman.

Thursday, January 7 vs. Notre Dame - Throwback Thursday: '80s Night

Prizes will be randomly awarded to fans dressed in 80's costumes.

Thursday, January 14 vs. Louisville - Throwback Thursday: '70s Night

Prizes will be randomly awarded to fans dressed in 70's costumes.

Sunday, January 24 vs. Pitt - National Girls and Women in Sports Day

Pre-game youth sports festival featuring Virginia student-athletes.

Thursday, February 11 vs. Syracuse - Throwback Thursday: '90s Night

Prizes will be randomly awarded to fans dressed in 90's costumes.

Sunday, February 21 vs. Clemson - Play4Kay
Annual Pink game. First 1,500 fans receive a pink rally towel

Thursday, February 25 vs. UNC - Throwback Thursday: '00s Night

Senior Night - Pregame senior recognition. Live DJ playing tunes from the early 2000's throughout the game

TURNOVERS

- Virginia has had fewer turnovers than its opponent in all but one game this season (Ohio State)
- UVA is averaging the third-fewest turnovers per game in the ACC at 14.6 and is third in turnover margin (+5.2)

BENCH POINTS

- Virginia's non-starters are averaging 21.2 points per game
- Last season, the UVA bench averaged 11.1 points per game
- Aliyah Huland El has two 20-point games coming off the bench this year
- There have been 10 double-digit scoring efforts by non-starters so far this season

RALLY TIME

- Virginia erased a 14-point deficit to comeback to win against Green Bay in the opener of the Paradise Jam
- In the final game of the Paradise Jam, Virginia twice erased double-digit deficits against Tulane, 11 points in the first quarter and 10 points in the third, but ultimately fell 67-62
- After trailing by 14 points at halftime at Ohio State, 43-29, UVA pulled to within three, 59-56, with 1:56 remaining in the third quarter but ultimately fell 93-73

AT OHIO STATE

- After trailing by 14 points at halftime at Ohio State, 43-29, UVA pulled to within three, 59-56, with 1:56 remaining in the third quarter but ultimately fell 93-73
- Mikayla Venson scored 24 points, going 4-of-5 from three-point range. Venson scored 10 points in the fourth quarter.
- Faith Randolph matched her career high with 26 points, going 4-of-6 from three-point range. Randolph scored 14 points in the third quarter, hitting all four of her threes in the period
- Ohio State outscored Virginia 54-18 in the paint

DURING THE THREE-GAME WIN STREAK VS NJIT, BOWLING GREEN AND CHARLESTON SOUTHERN

- ... averaged a +25.3 scoring margin
- ... has made at least eight three-pointers in each game
- ... is averaging 18.0 assists per game
- ... has 22 fewer turnovers than the opponents (+7.3 per game)
- ... has 36 more rebounds than the opponents (+12.0 per game)
- ... is averaging 63 shots to opponents' 50.3
- ... four Cavaliers averaged 12.0 or more points per game

ASSISTS VS CHARLESTON SOUTHERN

- Faith Randolph dished eight assists against Charleston Southern, matching her career high as she also dished eight assists last season in the upset-win over No. 8 Louisville (3/1/15)
- Mikayla Venson also matched her career high with six assists against CSU
- Randolph and Venson combined for 14 of UVA's season-high 20 assists in the game
- It was the first time since the Delaware State game last season (12/6/15) that the Cavaliers had 20 or more assists in a game

CAREER HIGHS

- The Virginia sophomores had a span of four-straight games in which they posted career-high points
- Aliyah Huland El had her first career 20-point game at Auburn (11/19), matching that career-best in the next game against Longwood (11/22)
- Mikayla Venson scored a career-high 25 points against Green Bay in the Paradise Jam (11/26)
- Lauren Moses scored a career-high 18 points the next night against Rutgers (11/27)
- Venson topped her 25-point performance by scoring 28 points against Iowa (12/02), scoring 15 of those points in the fourth quarter

FIELD TRIP DAY

- The Cavaliers had their third highest home attendance in program history with 10,048 at the Bowling Green game
- There were over 6,300 students from kindergarten through eighth grade in attendance at the game from 40 different middle and elementary schools

UVA DEFENSE VS BOWLING GREEN

- Virginia's 68-39 victory over Bowling Green was the first time since Dec. 28, 2012 that the Cavaliers held an opponent to under 40 points
- It was the fourth time in the Joanne Boyle era that the opponent made a dozen or fewer field goals (the Falcons were 12-of-44)
- The Cavaliers forced a season-high 24 turnovers, including three 10-second violations and two charges
- 11 of the 12 Falcons committed at least one turnover and every player who was on the court for more than three minutes had at least one turnover
- Virginia was +15 in rebounding, their second-highest rebounding differential of the season and the second-straight game of having a double-digit edge in rebounds

BIG TEN/ACC CHALLENGE

- The Cavaliers have a 5-4 record all-time in the Challenge after falling 85-73 to Iowa this year
- The Hawkeyes broke open a tight game in the third quarter, outscoring the Cavaliers 23-10 in the period, taking a 20-point lead at the start of the fourth quarter. The Cavaliers mounted a 9-2 run midway through the fourth quarter, narrowing the gap to 11, 71-60, with 4:41 remaining, but Iowa scored five-straight points to take back control of the game and hand Virginia its third-straight loss
- Mikayla Venson had her second 20-point game of the season, finishing with a career-high 28 points, including scoring 15 points in the fourth quarter.
- Faith Randolph finished the game with 12 points, going 6-of-11 from the field.
- Both teams had hot-shooting performances with the Hawkeyes shooting 52.7 percent (29-of-55) and the Cavaliers 50 percent (29-of-58). Iowa made 10 three-pointers, going 10-of-24 from long range. Venson and Breyana Mason combined to make six threes for the Cavaliers.
- The ACC won five games on Day II of the Challenge to rally for the second-straight tie. The ACC has never lost the Challenge

**Associated Press Poll
Week 7 - Dec. 21**

1	Connecticut (32)	8-0	800
2	South Carolina	11-0	763
3	Notre Dame	9-1	725
4	Baylor	12-0	712
5	Texas	10-0	662
6	Maryland	11-0	653
7	Kentucky	10-0	595
8	Mississippi State	10-1	560
9	Ohio State	7-3	531
10	Florida State	9-2	474
11	Oregon State	8-1	461
12	Stanford	8-2	442
13	Duke	9-3	386
14	Tennessee	8-3	383
15	Northwestern	10-1	319
16	Texas A&M	8-3	312
17	DePaul	8-4	277
18	Oklahoma	9-2	211
19	UCLA	7-2	200
20	South Florida	7-2	163
21	California	7-2	140
22	Arizona State	7-3	133
23	Miami (FL)	11-1	124
24	Michigan State	8-2	99
25	Missouri	11-0	79

Others receiving votes: Seton Hall 39, USC 33, Georgia 32, Virginia Tech 22, Syracuse 20, Iowa 15, Oregon 10, St John's 8, Florida 5, Princeton 4, Nebraska 3, Oklahoma State 2, UTEP 2, Washington 1
Dropped from rankings: St. John's 25

**USA Today Coaches' Poll
Week 6 - Dec. 22**

1	Connecticut (32)	9-0	800
2	South Carolina	11-0	764
3	Notre Dame	10-1	726
4	Baylor	13-0	704
5	Maryland	11-0	677
6	Texas	10-0	628
7	Kentucky	10-0	604
8	Mississippi State	11-1	535
9	Oregon State	9-1	517
10	Ohio State	8-3	507
11	Stanford	8-2	460
12	Duke	9-3	396
13	Florida State	9-3	391
14	Texas A&M	8-3	337
15	Northwestern	10-1	322
16	Tennessee	8-3	313
17	South Florida	7-2	267
18	California	8-2	236
19	Oklahoma	9-2	206
20	Miami (FL)	11-1	180
21	Arizona State	8-3	179
22	Michigan State	9-2	143
23	DePaul	8-5	116
24	Seton Hall	10-1	82
25	Iowa	9-2	62

Others receiving votes: UCLA 51, Missouri 41, Georgia 40, Florida 33, Oregon 20, Syracuse 13, Virginia Tech 12, St John's 8, Nebraska 8, Princeton 7, USC 7, Duquesne 3, Dayton 2, Army 1, Tulane 1, BYU 1
Dropped from rankings:

PARADISE JAM

- Virginia went 1-2 in the tournament in the Virgin Islands, tying for second place
- The Cavaliers won the opener against Green Bay, 68-59
- Virginia trailed by as many as 14 points in the game and was down 35-22 with 1:35 remaining in the first half, but a 25-point performance from Mikayla Venson and a huge third-quarter in which UVA outscored Green Bay 22-7 helped the Cavaliers open the tournament with a victory.
- Virginia fell 60-48 to Rutgers, the tournament champions
- The Cavaliers trailed by just two points, 29-27, at the half, and tied the game 33-33 on a three-pointer from Mikayla Venson with 6:34 remaining in the third quarter, but made just 5-of-26 shots in the remainder of the game (19.2 percent) to fall to the Scarlet Knights.
- Virginia dropped the final game to Tulane, 67-62
- For the second time in the tournament, the Cavaliers rallied to erase a double-digit deficit, trailing by as many as 11 points in the game and by 10, 40-30, with 4:35 remaining in the fourth quarter. Virginia closed out the third quarter on a 15-2 run, taking a 45-42 lead into the fourth. Tulane retook the lead, 50-47, on a three-pointer with 7:03 remaining in the game and never trailed again. The Green Wave outscored the Cavaliers 25-17 in the final period, making six of their final eight field goal attempts to close out their victory.
- Faith Randolph scored 19 points. Aliyah Huland El just missed her first career double-double with nine points and 10 rebounds

RUNS AGAINST LONGWOOD

- The Cavaliers used a 9-0 run in the first quarter, a 16-0 run in the second quarter and a 14-0 third-quarter run to down the Lancers and improve to 4-0 on the season.
- Longwood only scored four points in the third quarter

ROAD WIN VS THE SEC

- A big first-quarter by Mikayla Venson and a career-high 20 points from Aliyah Huland El helped the Cavaliers earn a 69-52 road victory at Auburn.
- Randolph finished the game with 15 points, with eight of those coming in the first quarter. Venson scored 14 points, including 10 in the second quarter. Huland El came off the bench to make 6-of-15 attempts from the field and 7-of-8 from the free throw line to tally her career-high 20 points
- The Tigers had a 43-39 edge in rebounding. Virginia shot 44.8 percent in the first half (13-of-29) but only made 9-of-34 (26.5 percent) in the final two quarters to shoot 34.9 percent for the game. Auburn shot 34.4 percent.

BALANCED SCORING IN THE FIRST TWO GAMES

- Virginia has had a very balanced approach to both scoring and rebounding in the first two games
- Six Cavaliers averaged 10 or more points a game through the first two contests
- In the 86-50 victory over Norfolk State, seven Cavaliers finished the game in double-digits, the first time in program history that seven players reached that benchmark in a single game
- In the opening 70-66 win at Middle Tennessee, five Cavaliers finished in double figures, a feat that the team accomplished just three times last season.
- The Virginia bench is averaged 32.5 points per game. Last year, the non-starters contributed 11.1 points per game

Inside Virginia Women's Basketball Radio Show

The live show airs from 6-7 p.m. on WINA on select dates throughout the basketball season. Hosted by Channing Poole and held at Buffalo Wild Wings in the Barracks Rd. Shopping Center, the show features members of the coaching staff and players giving fans an inside look at Virginia Women's Basketball.

Radio Show Dates

Wednesday, Dec. 9
Monday, Dec. 14
Tuesday, Jan. 5
Monday, Jan. 11
Monday, Feb. 1
Monday, Feb. 8
Tuesday, Feb. 16

VIRGINIA CAREER POINTS

1.	Monica Wright	2007-10	2540
2.	Dawn Staley	1989-92	2135
3.	Heather Burge	1990-93	2058
4.	Wendy Palmer	1993-96	1918
5.	Lyndra Littles	2005-09	1876
6.	Tammi Reiss	1989-92	1842
7.	Tora Suber	1994-97	1767
8.	Cathy Grimes	1982-85	1745
9.	Donna Holt	1985-88	1634
10.	Tonya Cardoza	1987-91	1622
11.	DeMya Walker	1996-99	1583
12.	Daphne Hawkins	1984-88	1538
13.	Brandi Teamer	2002-05	1520
14.	Nancy Mayer	1984-87	1466
15.	Ataira Franklin	2011-14	1406
16.	Melissa Mahony	1979-82	1400
17.	Telisha Quarles	1999-02	1323
18.	Val Ackerman	1978-81	1316
19.	Monick Foote	1995-99	1315
20.	Ariana Moorer	2009-12	1297
21.	Heidi Burge	1990-93	1191
22.	Faith Randolph	2013-present	1182
23.	Sharnee Zoll	2005-08	1169

(through games of 12/22/15)

DEBUTS

- Three players made their Cavalier debuts in the season-opener at Middle Tennessee
- Freshman forward Moné Jones played 24 minutes, scoring six points with five rebounds
- Freshman center Debra Ferguson made her first career layup eight seconds after checking into the game for the first time
- Redshirt sophomore J'Kyra Brown scored 10 points, all in the third quarter
- Freshman Emily Battle made her collegiate debut against Norfolk State, scoring two points with a rebound

SIGNING DAY

- Head coach Joanne Boyle signed two five-star recruits and added a third with high-level international experience
- Jocelyn Willoughby is ranked the No. 8 wing in her class and No. 47 player overall by ESPN-W and No. 5 at her position and No. 28 overall by Prospects Nation. Willoughby is a standout at Newark Academy. She became the first player at her school to score 1,000 career points, doing so in her sophomore season. As a freshman and sophomore, she helped lead Newark to two-straight seasons with 21-or-more wins and back-to-back Prep B girls' basketball state titles.
- Dominique Toussaint, a 5-9 guard from Staten Island, N.Y., averaged 21.5 points, 6.4 rebounds and 3.2 assists per game as a junior. She was named the 2015 Queens Player of the Year, CHSAA Sportsmanship Player of the Year and earned First Team honors after helping lead Christ the King to the CHSAA Class AA State Semi-Final as a junior. Toussaint also earned Tri-State Second Team and NYS All-Tournament Team honors as she was a member of the team that won the NYC High School Championship and finished second in the New York State Federation Champion in 2014-15. She is ESPN-W's No. 48 overall recruit and No. 12 at her position and ranked at No. 25 by Prospect Nation in the 2016 class.
- Lisa Jablonowski, a 6-3 forward from Luxembourg, brings international experience as she has competed in 46 games in international tournaments. In 2015, Jablonowski averaged 14.6 points per game, 8.6 rebounds per game and 3.4 assists per game in the U18 European Championship. She received the Best Sportswoman, the most prestigious award in Luxembourg, for her performance in the 2014-15 season. A three-time MVP of the U16 and U18 divisions, she helped her team win the Luxembourg Cup in 2014 and guided them to second place finishes in the U14, U16 and U18 championships.

PRESEASON ALL-ACC

- Senior guard Faith Randolph was named to the 10-player Blue Ribbon Panel and the ACC Head Coaches' Preseason All-ACC Teams.
- Randolph ranked sixth in the conference in scoring at 16.4 points per game. Randolph tallied 11 20-point games last season en route to scoring her 1,000th career point during the 2015 ACC Tournament.
- Randolph was first on the team in steals (1.4 per game), third in rebounds (3.9), and third in assists (2.2). Among ACC players, she ranked first in free-throw percentage (90.7).
- Randolph was the 2014 ACC Sixth Player of the Year and a 2015 All-ACC Second Team honoree.
- Ataira Franklin was the last Cavalier to earn conference preseason accolades, earning them both her junior and senior seasons (2012 and 2013).

CAVALIERS EIGHTH IN ACC PRESEASON POLL

- For the second time in the last three seasons, Virginia was picked to finish eighth in the preseason ACC polls.
- Last season, Virginia was tabbed to finish 10th in prognostications, going on to finish ninth with eight ACC teams making the NCAA Tournament. Virginia earned the conference's automatic qualifier into the WNIT.
- Six of the Cavaliers' top seven scorers from last season are back: Faith Randolph (16.4 ppg) Mikayla Venson (11.9 ppg), Breyana Mason (9.5 ppg), Lauren Moses (6.1 ppg), Aliyah Huland El (5.6 ppg) and Sydney Umeri (2.7 ppg).

SUMMER PLAYING TIME

- In June, senior guard Faith Randolph traveled to Giżycko, Poland, playing point guard for an Athletes in Action team.
- The United States' contingent stayed at Poland's Olympic Training Center, taking on teams from Poland, Latvia and France.
- Sophomore point guard Mikayla Venson traveled to Colorado Springs in May to compete in U.S. National Team Trials, vying for a spot on the U19 team.
- Venson had previously attended U16 Team trials in 2011.

2015 CAVALIER CLASSIC
PRESENTED BY HOLIDAY INN**Championship Game Results**

1976	North Carolina 69, Maryland 68
1977	NC State 69, #13 Maryland 64
1979	Virginia 74, Duke 58
1980	Virginia 54, Navy 47
1981	Virginia 83, Mount St. Mary's 70
1982	Virginia 68, Mount St. Mary's 62
1983	Virginia 88, #15 Penn State 69
1984	Virginia 57, UNC Charlotte 56
1985	Virginia 61, Northeastern 42
1986	Virginia 78, St. John's 42
1987	Virginia 87, Syracuse 50
1988	#10 Virginia 107, Georgetown 44
1989	Virginia 74, #9 UNLV 73
1990	Virginia 92, Florida State 77
1991	Virginia 92, West Virginia 63
1998	Auburn 79, Virginia 61
1999	Virginia 70, Syracuse 59
2003	#7/6 Minnesota 73, Virginia 53
2004	Virginia 98, James Madison 52
2005	Virginia 80, Yale 41
2006	Virginia 81, UAB 63
2007	Virginia 78, Marshall 56
2008	Virginia 68, Louisiana Tech 52
2009	Virginia 63, Liberty 54
2010	Virginia 83, ETSU 66
2011	Virginia 53, UMass 38
2012	Virginia 54, Xavier 45
2013	Virginia 69, Princeton 57
2014	No Championship Game

Last Season:

Davidson 62, Virginia 66
Drexel 71, Miami (Ohio) 54

Virginia 72, Drexel 66
Miami (Ohio) 59, Davidson 58

NUMERICAL

NO.	NAME	POS.	HT.	CLASS	HOMETOWN / PREVIOUS SCHOOL
00	Debra Ferguson	Forward	6-4	FR	Madison Heights, Va./Amherst County
1	Mikayla Venson	Guard	5-7	SO	Arlington, Va./Yorktown
2	Jae'Lisa Allen	Forward	6-2	SO	Pine Bluff, Ark./White Hall
10	J'Kyra Brown	Guard	5-11	R-SO	Rocky Mount, N.C./Rocky Mount HS/East Carolina
12	Breyana Mason	Guard	5-8	JR	Woodbridge, Va./Forest Park
13	Emily Battle	Forward	6-1	Fr.	Charlottesville, Va./St. Anne's-Belfield
20	Faith Randolph	Guard	5-10	SR	Derwood, Md./Our Lady of Good Counsel
21	Lauren Moses	Forward	6-2	SO	Mount Holly, N.J./Rancocas
23	Aliyah Huland El	Guard	6-1	SO	Randolph, N.J./Randolph
32	Moné Jones	Forward	6-3	FR	Durham, N.C./Riverside
35	Shakyna Payne	Forward	6-3	FR	Acworth, Ga./Southwest Atlanta Christian Academy
44	Sydney Umeri	Forward	6-1	JR	Acworth, Ga./The Lovett School

ALPHABETICAL

NO.	NAME	POS.	HT.	CLASS	HOMETOWN / PREVIOUS SCHOOL
2	Jae'Lisa Allen	Forward	6-2	SO	Pine Bluff, Ark./White Hall
13	Emily Battle	Forward	6-1	Fr.	Charlottesville, Va./St. Anne's-Belfield
10	J'Kyra Brown	Guard	5-11	R-SO	Rocky Mount, N.C./Rocky Mount HS/ East Carolina
00	Debra Ferguson	Forward	6-4	FR	Madison Heights, Va./Amherst County
23	Aliyah Huland El	Guard	6-1	SO	Randolph, N.J./Randolph
32	Moné Jones	Forward	6-3	FR	Durham, N.C./Riverside
12	Breyana Mason	Guard	5-8	JR	Woodbridge, Va./Forest Park
21	Lauren Moses	Forward	6-2	SO	Mount Holly, N.J./Rancocas
35	Shakyna Payne	Forward	6-3	FR	Acworth, Ga./Southwest Atlanta Christian Academy
20	Faith Randolph	Guard	5-10	SR	Derwood, Md./Our Lady of Good Counsel
44	Sydney Umeri	Forward	6-1	JR	Acworth, Ga./The Lovett School
1	Mikayla Venson	Guard	5-7	SO	Arlington, Va./Yorktown

HEAD COACH: Joanne Boyle (Duke '85), 5th Year at Virginia

ASSOCIATE HEAD COACH: Kim McNeill (Richmond '00), 5th Year at Virginia

ASSISTANT COACH: La'Keshia Frett Meredith (Georgia '97), 3rd year at Virginia

ASSISTANT COACH: Cory McNeill (Morgan State '02), 5th Year at Virginia

PRONUNCIATION GUIDE

Jae'Lisa Allen	JAY-lisa
J'Kyra Brown	Juh-KYE-rah
Aliyah Huland El	ahh-LEE-uh HOO-land-ELLE
Shakyna Payne	shuh-KYE-nuh
Sydney Umeri	EWV-merry
La'Keshia Frett Meredith	Lah-KEE-shah

JAE'LISA ALLEN #2

Sophomore • Forward • 6-2 • Pine Bluff, Ark. • White Hall



2015-16

- Went 2-of-2 against NJIT, scoring four points in three minutes
- Played seven minutes against Norfolk State
- Played three minutes against Longwood (11/22)

2014-15

- Appeared in four games
- Made her collegiate debut against Radford (11/16), playing the final four minutes of the game
- Scored her first collegiate points in the final 30 seconds of the Delaware Stae game, giving the Cavaliers the basket that pushed them to the centruy mark

HIGH SCHOOL

- 2011-14 All-Conference
- 2014 All-State
- 2014 Full Court Award
- 2012 and 2013 All-Tournament honoree at the Music City Madness tournament
- 2014 McDonald's All-America nominee

2015-16 GAME-BY-GAME:

Opponent	GS	FG-FGA	3FG-3FGA	FT-FTA	Off-Def	Total Reb	PF	Points	A	TO	Blk	Stl	Min
Mid Tenn		DNP											
NORFOLK ST		0-2	0-0	0-0	1-0	1	2	0	0	1	0	0	7
Auburn		DNP											
LONGWOOD		0-1	0-0	0-0	0-0	0	1	0	0	0	0	0	3
Green Bay		DNP											
Rutgers		DNP											
Tulane		DNP											
IOWA		DNP											
NJIT		2-2	0-0	0-0	0-0	0	0	4	0	0	0	0	3
BGSU		DNP											
CHAR SOUTH		DNP											
Ohio State		DNP											
COPPIN													
RICHMOND													
MIAMI													
NOTRE DAME													
Wake													
LOUISVILLE													
G Tech													
at FSU													
PITT													
NC State													
Duke													
VT													
SYRACUSE													
at BC													
Louisville													
CLEMSON													
UNC													
VTech													

SINGLE GAME BESTS

POINTS

Season: 4 vs NJIT (12/5)
Career: 4 vs NJIT (12/5/15)

REBOUNDS

Season:
Career: 1

FG MADE

Season: 2
Career: 2

FG ATTEMPTS

Season: 2
Career: 2

3 PT FG MADE

Season:
Career:

3 PT FG ATTEMPTS

Season:
Career:

FT MADE

Season:
Career:

FT ATTEMPTS

Season:
Career:

ASSISTS

Season:
Career:

BLOCKS

Season:
Career:

STEALS

Season:
Career:

VIRGINIA CAREER STATISTICS

Year	G-GS	Min/Avg	FG-FGA	Pct.	3FG-A	Pct.	FT-FTA	Pct.	O-D	T	Avg.	Pf-DQ	Ast	TO	Blk	St	Pts	Avg
2014-15	4-0	13/3.3	1-3	.333	0-0	.000	0-0	.000	0-2	2	0.5	3-0	0	0	0	0	2	0.5
2015-16	3-0	13/4.3	2-5	.400	0-0	.000	0-0	.000	1-0	1	0.3	3-0	0	1	0	0	4	1.3
TOTAL	7-0	26/3.7	3-8	.375	0-0	.000	0-0	.000	1-2	3	0.4	6-0	0	1	0	0	6	0.9

EMILY BATTLE

#13



Freshman • Forward • 6-1 • Charlottesville, Va • St. Anne's-Belfield

2015-16

- Made her collegiate debut against Norfolk State, scoring two points with a rebound

HIGH SCHOOL

- Earned All-Academic Team honors at the Flint Hill Tournament and the St. Anne's-Belfield Tip-off Tournament
- ACAC/Women's Sports Academic Scholarship
- 2015 St. Anne's-Belfield Coach's Award
- Averaged 5.4 points, 6.1 rebounds, and 1.5 blocks per game her senior season

PERSONAL

- Daughter of Martha and Robert Battle

SINGLE GAME BESTS

POINTS

Season: 2

Career:

REBOUNDS

Season:

Career:

FG MADE

Season:

Career:

FG ATTEMPTS

Season:

Career:

3 PT FG MADE

Season:

Career:

3 PT FG ATTEMPTS

Season:

Career:

FT MADE

Season:

Career:

FT ATTEMPTS

Season:

Career:

ASSISTS

Season:

Career:

BLOCKS

Season:

Career:

STEALS

Season:

Career:

2015-16 GAME-BY-GAME:

Opponent	GS	FG-FGA	3FG-3FGA	FT-FTA	Off-Def	Total Reb	PF	Points	A	TO	Blk	Stl	Min
Mid Tenn		DNP											
NORFOLK ST		1-1	0-0	0-0	0-1	1	0	2	0	0	0	0	2
Auburn		DNP											
LONGWOOD		0-0	0-0	0-0	0-0	0	0	0	0	0	0	0	1
Green Bay		DNP											
Rutgers		DNP											
Tulane		DNP											
IOWA		DNP											
NJIT		0-0	0-0	1-2	0-1	1	0	1	0	0	0	0	2
BGSU		0-0	0-0	0-0	0-0	0	0	0	0	1	0	0	3
CHAR SOUTH		DNP											
Ohio State		DNP											
COPPIN													
RICHMOND													
MIAMI													
NOTRE DAME													
Wake													
LOUISVILLE													
G Tech													
at FSU													
PITT													
NC State													
Duke													
VT													
SYRACUSE													
at BC													
Louisville													
CLEMSON													
UNC													
VTech													

VIRGINIA CAREER STATISTICS

Year	G-GS	Min/Avg	FG-FGA	Pct.	3FG-A	Pct.	FT-FTA	Pct.	O-D	T	Avg.	Pf-DQ	Ast	TO	Blk	St	Pts	Avg
2015-16	4-0	8/2.0	1-1	1.000	0-0	.000	1-2	.500	0-2	2	0.5	0-0	0	1	0	0	3	0.8

J'KYRA BROWN

#10

RS Sophomore • Guard • 5-11 • Rocky Mount, N.C. • Rocky Mount HS



2015-16

- Scored 10 points, all in the third quarter, in her Cavalier debut at MT (11/13)
- Started Cavalier career with back-to-back 10- point games, scoring 11 in 21 minutes against Norfolk State
- Scored seven points with seven rebounds, three steals and two assists in 16 minutes against Bowling Green (12/8)

2014-15

- Sat out the season under NCAA rules after transferring from East Carolina

2013-14 AT EAST CAROLINA

- Averaged 5.9 points per game while twice named C-USA Freshman of Week
- Scored a season-high 29 points against Louisiana Tech, going 11-of-14 from the field and 6-of-8 from three-point range against the Lady Techsters

HIGH SCHOOL

- Averaged 25.5 ppg, 6.1 rpg, 3.4 spg, 2.4 apg & 1.2 bpg
- 2013 NCBCA Female Basketball POY, NC AP POY, All-District POY, Rocky Mount Female Athlete POY
- Three-time Big East POY, Rocky Mount Telegram All-Area POY
- Rocky Mount's All-Time Female Leading Scorer
- Three-time NC AP All-State First Team
- Two-time All-District First Team
- NC Prep All-State First Team
- NCHSAA Sectional MVP, All-Regional 1st Team
- Also lettered three years in track, earning MVP honors in 2013 and was the

2015-16 GAME-BY-GAME:

Opponent	GS	FG-FGA	3FG-3FGA	FT-FTA	Off-Def	Total Reb	PF	Points	A	TO	Blk	Stl	Min
Mid Tenn St	3-7	2-3	2-4	0-4	4	3	10	1	4	1	0	0	17
NORFOLK ST	4-6	1-2	2-2	0-2	2	3	11	3	3	0	0	0	21
Auburn	0-2	0-1	4-4	1-2	3	0	4	2	0	0	0	0	13
LONGWOOD	2-10	0-5	0-0	1-4	5	0	4	2	1	0	0	0	17
Green Bay	0-2	0-1	2-2	0-0	0	2	2	0	1	0	0	0	12
Rutgers	1-7	1-4	3-4	0-1	1	3	6	1	2	0	0	0	16
Tulane	0-1	0-0	0-0	0-0	0	0	0	1	1	0	0	0	5
IOWA	0-1	0-0	0-0	0-1	1	2	0	0	2	0	0	0	10
NJIT	3-8	1-4	1-1	1-0	1	2	8	3	1	0	3	0	17
BGSU	2-6	1-2	2-4	3-4	7	0	7	2	2	0	3	0	16
CHAR SOUTH	4-8	2-4	0-0	3-3	6	2	10	1	2	0	1	0	23
Ohio State	0-5	0-1	0-0	0-1	1	1	0	0	1	0	0	0	5
COPPIN													
RICHMOND													
MIAMI													
NOTRE DAME													
Wake													
LOUISVILLE													
G Tech													
at FSU													
PITT													
NC State													
Duke													
VT													
SYRACUSE													
at BC													
Louisville													
CLEMSON													
UNC													
VTech													

SINGLE GAME BESTS

POINTS

Season: 11 vs. Norfolk State (11/16/15)

Career:

REBOUNDS

Season: 7 vs. Bowling Green (12/8)

Career:

FG MADE

Season: 4 vs Norfolk State (11/16)

Career:

FG ATTEMPTS

Season: 10 vs. Longwood (11/22)

Career:

3 PT FG MADE

Season: 2

Career:

3 PT FG ATTEMPTS

Season: 3

Career:

FT MADE

Season: 4

Career:

FT ATTEMPTS

Season: 4

Career:

ASSISTS

Season: 3 (2x)

Career:

BLOCKS

Season:

Career:

STEALS

Season:

Career:

EAST CAROLINA CAREER STATISTICS

Year	G-GS	Min/Avg	FG-FGA	Pct.	3FG-A	Pct.	FT-FTA	Pct.	O-D	T	Avg.	Pf-DQ	Ast	TO	Blk	St	Pts	Avg
2013-14	31-1	341/11.0	63-155	.406	27-81	.333	31-42	.738	21-31	52	1.7	45-0	25	41	9	16	184	5.9

VIRGINIA CAREER STATISTICS

Year	G-GS	Min/Avg	FG-FGA	Pct.	3FG-A	Pct.	FT-FTA	Pct.	O-D	T	Avg.	Pf-DQ	Ast	TO	Blk	St	Pts	Avg
2015-16	12-0	172/14.3	19-63	.302	8-27	.296	16-21	.762	9-22	31	2.6	18-0	16	20	1	7	62	5.2

DEBRA FERGUSON

#00



Freshman • Forward • 6-4 • Madison Heights, Va • Amherst County

2015-16

- Made her collegiate debut in the 3rd Q at Middle Tenn (11/13), making a layup eight seconds after checking in

HIGH SCHOOL

- Two-time First-Team All-Conference 23 honoree at Amherst County
- 1st-Team-All-Seminole District honors after twice being named 2nd team
- As team captain her senior season, averaged 13.9 points, 8.6 reb and 2.0 blocks
- Her AAU team, the NC Spartans, won 2014 AAU National Championship in Orlando, FL.

PERSONAL

- Father is Charles Ferguson
- Mother and step-father are Rachel and James Richardson
- Older brother, Cordaro Ellis, played one year of basketball at Eastern Kentucky before transferring to Pikeville University where he was part of its 2011 NAIA I National Championship team
- Graduated with honors in the top-25 of her class at Amherst County HS
- Volunteered over 50 hours at The Daily Bread soup kitchen
- Undeclared major

2015-16 GAME-BY-GAME:

Opponent	GS	FG-FGA	3FG-3FGA	FT-FTA	Off-Def	Total Reb	PF	Points	A	TO	Blk	Stl	Min
Mid Tenn		1-1	0-0	0-0	0-0	0	0	2	0	0	0	0	4
NORFOLK ST		1-3	0-0	2-2	0-3	3	2	4	0	1	1	0	10
Auburn		DNP											
LONGWOOD		1-2	0-0	0-0	1-0	1	4	2	0	1	1	0	11
Green Bay		DNP											
Rutgers		DNP											
Tulane		DNP											
IOWA		DNP											
NJIT		0-1	0-0	0-0	0-1	1	1	0	0	1	0	0	4
BGSU		0-0	0-0	0-0	0-1	1	3	0	0	0	0	1	4
CHAR SOUTH		0-0	0-0	1-2	0-0	0	0	1	0	0	0	0	3
Ohio State		DNP											
COPPIN													
RICHMOND													
MIAMI													
NOTRE DAME													
Wake													
LOUISVILLE													
G Tech													
at FSU													
PITT													
NC State													
Duke													
VT													
SYRACUSE													
at BC													
Louisville													
CLEMSON													
UNC													
VTech													

SINGLE GAME BESTS

POINTS

Season: 4

Career:

REBOUNDS

Season: 3

Career:

FG MADE

Season: 1

Career:

FG ATTEMPTS

Season: 3

Career:

3 PT FG MADE

Season:

Career:

3 PT FG ATTEMPTS

Season:

Career:

FT MADE

Season: 2

Career:

FT ATTEMPTS

Season: 2

Career:

ASSISTS

Season:

Career:

BLOCKS

Season: 1

Career:

STEALS

Season:

Career:

VIRGINIA CAREER STATISTICS

Year	G-GS	Min/Avg	FG-FGA	Pct.	3FG-A	Pct.	FT-FTA	Pct.	O-D	T	Avg.	Pf-DQ	Ast	TO	Blk	St	Pts	Avg
2015-16	6-0	36/6.0	3-7	.429	0-0	.000	3-4	.750	1-5	6	1.0	10-0	0	3	2	1	9	1.5

ALIYAH HULAND EL #23

Sophomore • Guard • 6-1 • Randolph, N.J. • Randolph High



2015-16 SEASON

- Opened the season with a 10-pt performance at MT (11/13)
- Scored a career- high 20 points at Auburn (Nov. 19) followed by a 20-point performance vs. Longwood
- Nearly had her first career double-double with nine points and 10 rebounds against Tulane (11/28)
- Shot 70.0 percent (7-of-10) against NJIT, scoring 17 points with six rebounds and four assists

2014-15 SEASON

- Played in all 31 games with one start
- Made her collegiate debut against Ohio State, scoring five points with an assist and two blocked shots in 13 minutes
- Went 2-of-3 from three-point range, scoring 8 pts against FIU
- Had back-to-back double-digit scoring games against DSU (10) Longwood (11)
- Had her first/only career start against FSU, scoring a season-high 14 points
- Scored 12 points on 5-of-7 shooting at North Carolina

HIGH SCHOOL

- Morris County's all-time leading scorer with 2,286 points and a 21.2 ppg
- Also holds Randolph High career records for rebounds (900), assists (450) and blocks (225)
- In her senior season, led the state in scoring with 810 points
- Was also a three-time MVP for the track team, holding the school record in the triple jump (38' 11/4")

2015-16 GAME-BY-GAME:

Opponent	GS	FG-FGA	3FG-3FGA	FT-FTA	Off-Def	Total Reb	PF	Points	A	TO	Blk	Stl	Min
Mid Tenn	3-8	0-2	4-6	3-0		3	3	10	2	1	1	2	20
NORFOLK ST	4-10	0-3	2-3	1-1		2	3	10	2	2	3	3	25
Auburn	6-15	1-8	7-8	2-3		5	4	20	2	4	1	3	31
LONGWOOD	9-14	2-5	0-0	3-4		7	0	20	2	1	1	2	28
Green Bay	1-6	0-3	3-4	0-1		1	1	5	0	1	0	0	16
Rutgers	0-2	0-2	0-0	0-0		0	0	0	0	2	0	1	15
Tulane	3-5	1-2	2-2	6-4		10	3	9	1	3	0	0	25
IOWA	2-5	0-1	0-0	1-2		3	5	4	0	3	1	0	16
NJIT	7-10	3-5	0-0	2-4		6	1	17	4	2	0	0	23
BGSU	6-10	2-5	0-0	0-1		1	2	14	4	2	0	2	22
CHAR SOUTH	4-10	1-5	3-3	2-3		5	3	12	1	5	0	1	23
Ohio State	4-9	3-6	1-2	0-2		2	4	12	3	1	0	0	24
COPPIN													
RICHMOND													
MIAMI													
NOTRE DAME													
Wake													
LOUISVILLE													
G Tech													
at FSU													
PITT													
NC State													
Duke													
VT													
SYRACUSE													
at BC													
Louisville													
CLEMSON													
UNC													
VTech													

SINGLE GAME BESTS

POINTS

Season: 20 (2x) last vs Longwood (11/22)
Career: 20 (2x) last vs Longwood (11/22/15)

REBOUNDS

Season: 10 vs Tulane (11/28)
Career: 10 vs Tulane (11/28/15)

FG MADE

Season: 9 vs Longwood (11/22)
Career: 9 vs Longwood (11/22/15)

FG ATTEMPTS

Season: 15 at Auburn (11/19)
Career: 15 at Auburn (11/19/15)

3 PT FG MADE

Season: 2
Career: 2

3 PT FG ATTEMPTS

Season: 8 at Auburn (11/19)
Career: 8 at Auburn (11/19/15)

FT MADE

Season: 7 at Auburn (11/19)
Career: 7 at Auburn (11/19/15)

FT ATTEMPTS

Season: 8 at Auburn (11/19)
Career: 8 at Auburn (11/19/15)

ASSISTS

Season: 4 (2X)
Career: 4 (multiple)

BLOCKS

Season: 3 vs Norfolk State (11/16)
Career: 3 vs Norfolk State (11/16/15)

STEALS

Season: 3
Career: 4 vs Longwood (12/16/14)

CAREER STATISTICS

Year	G-GS	Min/Avg	FG-FGA	Pct.	3FG-A	Pct.	FT-FTA	Pct.	O-D	T	Avg.	Pf-DQ	Ast	TO	Blk	St	Pts	Avg
2014-15	31-1	552/17.8	63-189	.333	23-93	.247	24-32	.750	19-34	53	1.7	59-0	29	43	10	24	173	5.6
2015-16	12-0	268/22.3	49-104	.471	13-47	.277	22-28	.786	20-25	45	3.8	29-1	21	27	7	14	133	11.1
TOTAL	43-1	820/19.1	112-293	.382	36-140	.257	46-60	.767	39-59	98	2.3	88-1	50	70	17	38	306	7.1

MONÉ JONES

#32

Freshman • Forward • 6-3 • Durham, N.C. • Riverside High School



2015-16

- Made her collegiate debut at Middle Tennessee, scoring six points with five rebounds in 24 minutes
- Had her first double-digit scoring effort against Norfolk State with 10 points on 3-of-3 shooting
- Pulled in seven rebounds against NJIT (12/5)

HIGH SCHOOL

- Averaged 11.7 points, 6.5 rebounds, 1.3 assists, 1.1 steals, and 3.1 blocks per game in four years at Riverside High School
- PAC 6 All-Conference and All-State team honors
- Named to the North Carolina/South Carolina All-Star Game roster
- McDonald's High School All-America nominee
- Was also a middle hitter for three years for the RHS volleyball team, earning PAC 6 All-Conference honors

PERSONAL

- Parents are Bobby Jones Jr. and Sherai Jones
- Has an older brother Jordan
- Undeclared major

2015-16 GAME-BY-GAME:

Opponent	GS	FG-FGA	3FG-3FGA	FT-FTA	Off-Def	Total Reb	PF	Points	A	TO	Blk	Stl	Min
Mid Tenn		3-8	0-0	0-0	3-2	5	4	6	0	3	0	0	24
NORFOLK ST		3-3	0-0	4-6	2-4	6	1	10	1	3	2	2	24
Auburn		1-4	0-0	0-0	3-0	3	3	2	0	2	1	1	15
LONGWOOD		2-4	0-0	3-4	3-3	6	1	7	1	2	0	0	26
Green Bay		0-1	0-0	0-0	0-0	0	4	0	2	2	1	0	15
Rutgers		1-1	0-0	0-0	2-0	2	2	2	0	0	0	1	12
Tulane		2-7	0-1	3-4	1-1	2	3	7	1	2	0	3	24
IOWA		1-3	0-0	0-0	0-1	1	2	2	0	0	1	1	16
NJIT		1-5	0-0	2-2	1-6	7	1	4	2	0	0	1	24
BGSU		1-4	0-0	1-2	1-2	3	2	3	1	0	2	0	23
CHAR SOUTH		INJ											
Ohio State		0-0	0-0	0-0	0-2	2	1	0	0	2	0	0	9
COPPIN													
RICHMOND													
MIAMI													
NOTRE DAME													
Wake													
LOUISVILLE													
G Tech													
at FSU													
PITT													
NC State													
Duke													
VT													
SYRACUSE													
at BC													
Louisville													
CLEMSON													
UNC													
VTech													

SINGLE GAME BESTS

POINTS

Season: 10 vs Norfolk State (11/16)

Career:

REBOUNDS

Season: 7 vs NJIT (12/5)

Career:

FG MADE

Season: 3 at MT (11/13)

Career:

FG ATTEMPTS

Season: 8 at MT (11/13)

Career:

3 PT FG MADE

Season:

Career:

3 PT FG ATTEMPTS

Season:

Career:

FT MADE

Season: 4 vs Norfolk State (11/16)

Career:

FT ATTEMPTS

Season: 4 (2x last vs Tulane (11/28))

Career:

ASSISTS

Season: 1

Career:

BLOCKS

Season: 2

Career:

STEALS

Season: 3

Career:

VIRGINIA CAREER STATISTICS

Year	G-GS	Min/Avg	FG-FGA	Pct.	3FG-A	Pct.	FT-FTA	Pct.	O-D	T	Avg.	Pf-DQ	Ast	TO	Blk	St	Pts	Avg
2015-16	11-0	212/19.3	15-40	.375	0-1	.000	13-18	.722	16-21	37	3.4	24-0	8	16	7	9	43	3.9

BREYANA MASON #12

Junior • Guard • 5-8 • Woodbridge, Va. • Forest Park



2015-16 SEASON

- Back-to-back double-digit scoring efforts in first two games of the season shooting 66.7 percent (10-of-15)
- Went 5-of-7 from the field and 6-of-6 from the line, scoring 16 points against Geen Bay (11/26) while also grabbing a career-high five steals

2014-15 SEASON

- ACC All-Academic Team
- Fourth in the ACC in assist-turnover ratio with 1.80 per game
- Seventh in the ACC in assists with 3.5 per game
- Scored a career-high 22 points in the season-opener against Ohio State, her first career 20-point game
- Went 8-of-11 from the field overall and 5-of-7 from 3pt range vs OSU, also dishing a career-high six assists
- Had seven assists with 2 turnovers against Delaware State, also scoring 16 pts
- Had her second seven-assist game (with just one turnover) against BC
- Also 4-of-5 from three-point range for 12 points against BC
- Had eight assists at North Carolina

2013-14 SEASON

- Appeared in 30 games with 14 starts, averaging 3.5 points per game

AT A GLANCE

- 2012-13 Gatorade Virginia Player of the Year & Parade Magazine All-American
- Attended the same high school as Virginia alum Monica Wright, breaking Wright's career scoring record, putting up 1,979 points
- Factoring in the two years of middle school (seventh and eighth grade) in which she played varsity basketball, Mason scored 3,313 points in six prep seasons

2015-16 GAME-BY-GAME:

Opponent	GS	FG-FGA	3FG-3FGA	FT-FTA	Off-Def	Total Reb	PF	Points	A	TO	Blk	Stl	Min
Mid Tenn	*	5-8	1-1	0-0	1-1	2	1	11	2	2	1	3	37
NORFOLK ST	*	5-7	0-1	0-1	0-3	3	1	10	3	2	0	2	27
Auburn	*	3-7	0-2	0-0	0-1	1	1	6	2	1	0	3	33
LONGWOOD	*	7-11	0-0	0-0	2-4	6	0	14	1	2	0	0	26
Green Bay	*	5-7	0-1	6-6	1-1	2	1	16	1	2	0	5	40
Rutgers	*	0-6	0-1	1-2	3-2	5	3	1	2	1	0	1	34
Tulane	*	2-9	2-5	3-5	0-2	2	2	9	3	0	0	1	31
IOWA	*	3-6	2-2	2-2	1-3	4	1	10	2	4	0	3	34
NJIT	*	3-4	0-1	1-1	1-1	2	0	7	2	2	0	0	24
BGSU	*	2-5	1-4	1-2	0-2	2	2	6	2	0	0	1	23
CHAR SOUTH	*	1-7	0-3	1-2	1-1	2	2	3	3	1	0	1	29
Ohio State	*	3-10	0-2	0-0	2-0	2	2	6	6	4	0	0	31
COPPIN													
RICHMOND													
MIAMI													
NOTRE DAME													
Wake													
LOUISVILLE													
G Tech													
at FSU													
PITT													
NC State													
Duke													
VT													
SYRACUSE													
at BC													
Louisville													
CLEMSON													
UNC													
VTech													

SINGLE GAME BESTS

POINTS

Season: 16 vs Green Bay (11/26)
Career: 22 vs Ohio State (11/14/14)

REBOUNDS

Season: 6 vs Longwood (11/22)
Career: 6 vs Longwood (11/22/15)

FG MADE

Season: 7 vs Longwood (11/22)
Career: 8 vs Ohio State (11/14/14)

FG ATTEMPTS

Season: 11 vs Longwood (11/22)
Career: 17 vs ODU (3/19/15)

3 PT FG MADE

Season: 2 vs Tulane (11/28)
Career: 5 vs Ohio State (11/14/14)

3 PT FG ATTEMPTS

Season: 5 vs Tulane (11/28)
Career: 7 vs Ohio State (11/14/14)

FT MADE

Season: 6 vs Green Bay (11/26)
Career: 6 (2x) last vs Green Bay (11/26/15)

FT ATTEMPTS

Season: 6 vs Green Bay (11/26)
Career: 6 (2x) last vs Green Bay (11/26/15)

FT PERCENTAGE

Season: 6-6 vs Green Bay (11/26)
Career: 6-6 (2x) last vs Green Bay (11/26/15)

ASSISTS

Season: 6 at Ohio State (12/22)
Career: 8 at UNC (02/26/15)

BLOCKS

Season: 1 vs MT (11/13)
Career: 2 vs Davidson (12/28/14)

STEALS

Season: 3 at MT (11/13)
Career: 3, several

DOUBLE DOUBLES

Season:
 Career:

CAREER STATISTICS

Year	G-GS	Min/Avg	FG-FGA	Pct.	3FG-A	Pct.	FT-FTA	Pct.	O-D	T	Avg.	Pf-DQ	Ast	TO	Blk	St	Pts	Avg
2013-14	30-14	553/18.4	39-118	.331	9-19	.474	17-22	.773	10-32	42	1.4	32-0	37	43	0	20	104	3.5
2014-15	31-31	1016/32.8	109-265	.411	27-62	.435	51-62	.823	10-69	79	2.5	42-0	112	60	2	41	296	9.5
2015-16	12-12	369/30.8	39-87	.448	6-23	.261	15-21	.714	12-21	33	2.8	16-0	29	21	1	20	99	8.3
TOTAL	73-57	1938/26.5	187-470	.398	42-104	.404	83-105	.790	32-122	154	2.1	90-0	178	124	3	81	499	6.8

LAUREN MOSES

#21

Sophomore • Forward • 6-2 • Mount Holly, N.J. • Rancocas



2015-16 SEASON

- Team-high 13 pts at MT, first time leading the team in scoring by herself
- Scored a career-high 18 points at the Paradise Jam against Rutgers (11/27)
- Named to the Paradise Jam All-Tournament Team
- Double-double against NJIT (12/5) with 14 points (on 7-of-9 shooting) with 11 reb followed by a double-double of 12 points, 11 rebounds against BGSU (12/8)

2014-15 SEASON

- 13th in the ACC in blocked shots with 1.10 per game
- Had her first double-digit scoring game against Toledo, scoring 14 points, 8 reb
- Led team w 13 rebounds at Ill., her first career double-digit rebounding effort
- Had her first career double-double at Clemson with 15 pts, 10 rebounds
- In the victory over Wake Forest, scored eight points, going 4-of-5 from the field, with seven rebounds, two steals, two assists and three blocked shots, including a crucial block in the final 20 seconds
- Nearly had second career double-double with 11 points and 9 rebounds at UNC
- Scored 11 points with eight rebounds in the ACC Tourney game vs Miami

HIGH SCHOOL

- Led Rancocas Valley Regional High School to four-straight State Championship games and two state titles (2013, 2011)
- Scored 1,823 points in her high school career to become Rancocas Valley's all-time leading scorer in school history, breaking the previous mark set by UVA alum Demya Walker
- Ranked in the espnW 100 rankings at No. 17 in her position and No. 98 overall

2015-16 GAME-BY-GAME:

Opponent	GS	FG-FGA	3FG-3FGA	FT-FTA	Off-Def	Total Reb	PF	Points	A	TO	Blk	Stl	Min
Mid Tenn	*	4-9	0-0	5-6	0-4	4	4	13	2	0	1	3	27
NORFOLK ST	*	5-10	0-0	2-2	4-3	7	2	12	1	1	0	2	18
Auburn	*	2-7	0-0	4-4	2-4	6	4	8	1	3	0	3	22
LONGWOOD	*	3-7	0-0	0-0	5-4	9	2	6	2	0	0	3	19
Green Bay	*	1-7	0-0	1-2	3-5	8	4	3	2	2	0	2	27
Rutgers	*	7-11	0-0	4-10	2-5	7	3	18	0	1	1	2	37
Tulane	*	5-11	0-0	0-0	4-0	4	5	10	2	4	1	1	26
IOWA	*	5-7	0-0	1-5	3-2	5	5	11	1	1	0	2	21
NJIT	*	7-9	0-0	0-4	5-6	11	1	14	2	2	1	0	28
BGSU	*	5-13	0-0	2-7	6-5	11	2	12	0	3	0	1	28
CHAR SOUTH	*	5-8	0-0	0-0	5-2	7	3	10	1	3	0	2	26
Ohio State	*	2-8	0-0	1-2	4-6	10	5	5	1	5	3	3	30
COPPIN													
RICHMOND													
MIAMI													
NOTRE DAME													
Wake													
LOUISVILLE													
G Tech													
at FSU													
PITT													
NC State													
Duke													
VT													
SYRACUSE													
at BC													
Louisville													
CLEMSON													
UNC													
VTech													

SINGLE GAME BESTS

POINTS

Season: 18 vs Rutgers (11/27)
Career: 18 vs Rutgers (11/27/15)

REBOUNDS

Season: 11 (2x) last vs Bowling Green (12/8)
Career: 13 (2x) last at Syracuse (01/11/15)

FG MADE

Season: 7 (2x)
Career: 7 (2x)

FG ATTEMPTS

Season: 13 vs Bowling Green (12/8)
Career: 13 vs Bowling Green (12/8/15)

3 PT FG MADE

Season:
Career:

3 PT FG ATTEMPTS

Season:
Career: 4 vs Davidson (12/28/14)

FT MADE

Season: 5 at Middle Tennessee (11/13)
Career: 5 (several)

FT ATTEMPTS

Season: 10 vs Rutgers (11/27)
Career: 10 vs Rutgers (11/27/15)

ASSISTS

Season:
Career: 3 (multiple)

BLOCKS

Season:
Career: 3 (3x)

STEALS

Season: 3
Career: 3 (3x)

DOUBLE DOUBLES

Season: 2, last vs Bowling Green (12/8)
Career: 3, last vs Bowling Green (12/8/15)

CAREER STATISTICS

Year	G-GS	Min/Avg	FG-FGA	Pct.	3FG-A	Pct.	FT-FTA	Pct.	O-D	T	Avg.	Pf-DQ	Ast	TO	Blk	St	Pts	Avg
2014-15	31-30	731/23.6	77-183	.421	0-1	.000	35-66	.530	66-111	177	5.7	95-5	26	64	34	26	189	6.1
2015-16	12-12	309/25.8	51-107	.477	0-0	.000	20-42	.476	43-46	89	7.4	40-3	15	25	7	24	122	10.2
TOTAL	43-42	1040/24.2	128-290	.441	0-1	.000	55-108	.509	109-157	266	6.2	135-8	41	89	41	50	311	7.2

SHAKYNA PAYNE

#35



Freshman • Forward • 6-3 • Acworth, Ga. • Southwest Atlanta Christian Academy

2015-16 SEASON

- Missed the start of the season sidelined with an injury

HIGH SCHOOL

- Played four years of varsity basketball, playing three years at Etowah before finishing her senior year at Southwest Atlanta Christian Academy
- Was an honorable mention All-County player in 2011 before earning second-team honors in 2012 and then being named to the first-team in 2013
- 2014 Atlanta Journal Constitution All-State Class A Second Team
- Scored over 1,100 points in her prep career, averaging 12.6 points per game as a junior and 14.2 points with 7.3 rebounds per game her senior season
- Also played two years of varsity volleyball at Etowah as a middle blocker

PERSONAL

- Daughter of Damita Payne

SINGLE GAME BESTS

POINTS

Season: _____

Career: _____

REBOUNDS

Season: _____

Career: _____

FG MADE

Season: _____

Career: _____

FG ATTEMPTS

Season: _____

Career: _____

3 PT FG MADE

Season: _____

Career: _____

3 PT FG ATTEMPTS

Season: _____

Career: _____

FT MADE

Season: _____

Career: _____

FT ATTEMPTS

Season: _____

Career: _____

ASSISTS

Season: _____

Career: _____

BLOCKS

Season: _____

Career: _____

STEALS

Season: _____

Career: _____

2015-16 GAME-BY-GAME:

Opponent	GS	FG-FGA	3FG-3FGA	FT-FTA	Off-Def	Total Reb	PF	Points	A	TO	Blk	Stl	Min
Mid Tenn St		INJ											
NORFOLK ST		INJ											
Auburn		INJ											
LONGWOOD		INJ											
Green Bay		INJ											
Rutgers		INJ											
Tulane		INJ											
IOWA		INJ											
NJIT		INJ											
BGSU		INJ											
CHAR SOUTH		INJ											
Ohio State		INJ											
COPPIN													
RICHMOND													
MIAMI													
NOTRE DAME													
Wake													
LOUISVILLE													
G Tech													
at FSU													
PITT													
NC State													
Duke													
VT													
SYRACUSE													
at BC													
Louisville													
CLEMSON													
UNC													
VTech													

CAREER STATISTICS

Year	G-GS	Min/Avg	FG-FGA	Pct.	3FG-A	Pct.	FT-FTA	Pct.	O-D	T	Avg.	Pf-DQ	Ast	TO	Blk	St	Pts	Avg
------	------	---------	--------	------	-------	------	--------	------	-----	---	------	-------	-----	----	-----	----	-----	-----

FAITH RANDOLPH

#20

Senior • Guard • 5-10 • Derwood, Md • Our Lady of Good Counsel



2015-16 SEASON

- Preseason All-ACC
- Scored 17 points with 7 rebounds and 4 steals against Norfolk State in 17 minutes, going 6-9 from the field
- Scored 17 points with 8 assists (tying a career high), 6 rebounds and 3 steals against Charleston Southern
- Matched her career high with 26 points at Ohio State, scoring 14 of them in the third quarter

2014-15 SEASON

- Second Team All-ACC (Blue Ribbon Panel and Head Coaches)
- ACC All-Academic Team
- VaSID All-State Second Team
- Sixth in the ACC in scoring average (16.4) and 12th in field goal shooting percentage (39.9)
- Randolph leads the ACC and is ranked seventh in the nation in free throw percentage (90.7)
- Randolph is the second-straight Cavalier to pace the conference in free throw shooting. Kelsey Wolfe won last year's crown with an 89.5 percent efficiency
- Randolph is just the fifth player in ACC history to win the free throw crown while shooting over 90 percent from the stripe
- Became the 31st member of UVA's 1000 Point Club with 4:06 remaining in the first half of the ACC Tournament game against Miami
- Tallied 11 20-point games including three 25-point performances
- Averaged 20.2 ppg in the first five games
- Led the team in scoring the entire season

2013-14 SEASON

- ACC Sixth Player of the Year

2015-16 GAME-BY-GAME:

Opponent	GS	FG-FGA	3FG-3FGA	FT-FTA	Off-Def	Total Reb	PF	Points	A	TO	Blk	Stl	Min
Mid Tenn	*	3-7	1-1	1-2	2-3	5	5	8	0	3	0	1	16
NORFOLK ST	*	6-9	2-4	3-4	2-5	7	0	17	4	3	1	1	17
Auburn	*	5-13	2-5	3-5	1-5	6	1	15	4	2	0	2	33
LONGWOOD	*	5-8	0-2	4-4	1-7	8	1	14	3	1	1	0	27
Green Bay	*	6-9	1-3	2-2	0-3	3	3	15	1	2	0	1	34
Rutgers	*	2-8	1-3	0-0	0-3	3	4	5	2	0	0	0	25
Tulane	*	6-20	1-5	5-5	0-1	1	0	18	2	0	0	0	34
IOWA	*	6-11	0-2	0-0	1-2	3	5	12	2	2	0	1	32
NJIT	*	5-12	2-5	0-0	0-2	2	2	12	0	2	0	2	28
BGSU	*	6-11	2-6	0-0	3-4	7	0	14	4	1	0	1	26
CHAR SOUTH	*	5-13	3-6	4-6	3-3	6	2	17	8	2	0	3	33
Ohio State	*	9-18	4-6	4-4	0-1	1	0	26	1	0	0	0	37
COPPIN													
RICHMOND													
MIAMI													
NOTRE DAME													
Wake													
LOUISVILLE													
G Tech													
at FSU													
PITT													
NC State													
Duke													
VT													
SYRACUSE													
at BC													
Louisville													
CLEMSON													
UNC													
VTech													

CAREER STATISTICS

Year	G-GS	Min/Avg	FG-FGA	Pct.	3FG-A	Pct.	FT-FTA	Pct.	O-D	T	Avg.	Pf-DQ	Ast	TO	Blk	St	Pts	Avg
2012-13	30-7	624/20.8	49-186	.263	13-66	.197	39-47	.830	13-36	49	1.6	22-0	26	47	2	18	150	5.0
2013-14	31-4	704/22.7	137-330	.415	25-88	.284	68-89	.764	45-52	97	3.1	67-1	44	56	1	43	367	11.8
2014-15	30-30	939/31.3	175-439	.399	54-147	.367	88-97	.907	21-95	116	3.9	73-1	66	63	6	42	492	16.4
2015-16	12-12	342/28.5	64-139	.460	19-48	.396	26-32	.813	13-39	52	4.3	23-2	31	18	2	12	173	14.4
TOTAL	103-53	2609/25.3	425-1094	.388	111-349	.318	221-265	.834	92-222	314	3.0	185-4	167	184	11	115	1182	11.5

SINGLE GAME BESTS

POINTS

Season: 26 at Ohio State (12/21)
Career: 26 (4x) last at Ohio State (12/21/15)

REBOUNDS

Season: 8 vs Longwood (11/22)
Career: 8 (3x) last vs Longwood (11/22/15)

FG MADE

Season: 6
Career: 11 at Louisville (01/18/15)

FG ATTEMPTS

Season: 20 vs Tulane (11/28)
Career: 22 (3x) last at Louisville (01/18/15)

3 PT FG MADE

Season: 4 at Ohio State (12/21)
Career: 5 vs Toledo (11/28/14)

3 PT FG ATTEMPTS

Season: 6
Career: 11 vs Davidson (12/28/14)

FT MADE

Season: 5 vs Tulane (11/28)
Career: 10 vs. High Point (11/11/13)

FT ATTEMPTS

Season: 5 vs Tulane (11/28)
Career: 11 vs. High Point (11/11/13)

FT PERCENTAGE

Season: 5-5 vs Tulane (11/28)
Career: 9-9 (2x) last vs Louisville (03/01/15)

ASSISTS

Season: 8 vs Charleston Southern (12/18)
Career: 8 (2x) last v Charlestrn So (12/18/15)

BLOCKS

Season: 1
Career: 1

STEALS

Season: 3
Career: 3 (multiple)

DOUBLE-DOUBLES

Season:
Career:

SYDNEY UMERI

#44



Junior • Forward • 6-1 • Acworth, Ga. • The Lovett School

2015-16 SEASON

- Made her first start since Jan. 5, 2014 (Pitt) in the season opener

2014-15 SEASON

- Had eight rebounds at Xavier
- Had the second double-digit scoring game of her career at Illinois, also matching her career high with eight rebounds

2013-14 SEASON

- Appeared in all 31 games with 11 starts, averaging 18.0 minutes per game
- Averaged 2.8 points and 2.8 rebounds per game
- Made her collegiate debut at James Madison, starting the game
- Played 30 minutes, scoring four points in her debut
- Had her first double-digit scoring game at Liberty with 12 points
- Started the first 10 games of the season before coming off the bench at FGCU
- Scored six of her eight points at Wake Forest in a span of 1:42 during the second half

AT A GLANCE

- Ranked No. 29 overall and as the No. 9 forward by ESPN HoopGurlz
- Won a gold medal with the 2011 USA Basketball's U16 team at the FIBA Americas Championship in Mérida, Mexico
- Helped lead The Lovett School to a 2012 Georgia Region 6AA championship
- Interned during the summer of 2015 for ESPN's Around the Horn

2015-16 GAME-BY-GAME:

Opponent	GS	FG-FGA	3FG-3FGA	FT-FTA	Off-Def	Total Reb	PF	Points	A	TO	Blk	Stl	Min
Mid Tenn	*	0-3	0-0	0-0	2-4	6	4	0	2	0	0	3	22
NORFOLK ST	*	0-2	0-0	0-0	0-1	1	1	0	0	1	0	0	21
Auburn	*	0-1	0-0	0-0	2-4	6	5	0	1	1	0	0	22
LONGWOOD	*	1-4	0-0	0-0	1-2	3	1	2	1	1	1	2	21
Green Bay	*	1-2	0-0	0-0	2-3	5	4	2	0	1	1	0	18
Rutgers	*	2-6	0-0	2-2	1-3	4	2	6	1	1	0	0	25
Tulane	*	2-3	0-0	0-0	1-3	4	4	4	0	2	1	1	25
IOWA	*	3-7	0-0	0-0	0-0	0	2	6	1	0	1	0	33
NJIT	*	0-1	0-0	2-2	3-1	4	2	2	0	2	0	2	19
BGSU	*	1-3	0-0	0-0	2-4	6	3	2	0	1	1	0	23
CHAR SOUTH	*	3-5	0-0	2-2	4-1	5	1	8	0	0	1	0	31
Ohio State	*	0-2	0-0	0-0	4-3	7	2	0	0	1	0	0	28
COPPIN													
RICHMOND													
MIAMI													
NOTRE DAME													
Wake													
LOUISVILLE													
G Tech													
at FSU													
PITT													
NC State													
Duke													
VT													
SYRACUSE													
at BC													
Louisville													
CLEMSON													
UNC													
VTech													

CAREER STATISTICS

Year	G-GS	Min/Avg	FG-FGA	Pct.	3FG-A	Pct.	FT-FTA	Pct.	O-D	T	Avg.	Pf-DQ	Ast	TO	Blk	St	Pts	Avg
2013-14	31-11	557/18.0	32-93	.344	0-0	.000	22-33	.667	46-42	88	2.8	64-2	15	43	4	17	86	2.8
2014-15	30-0	554/18.5	34-73	.466	0-0	.000	14-16	.875	25-66	91	3.0	51-1	18	29	14	11	82	2.7
2015-16	12-12	288/24.0	13-39	.333	0-0	.000	6-6	1.000	22-29	51	4.3	31-1	6	11	6	8	32	2.7
TOTAL	74-23	1420/19.2	80-207	.386	0-0	.000	42-55	.764	95-142	237	3.2	150-4	40	84	24	36	202	2.7

SINGLE GAME BESTS

POINTS

Season: 8 vs Charleston Southern (12/18)
 Career: 12 at Liberty (11/19/13)

REBOUNDS

Season: 6 (3x)
 Career: 8 (3x) last at Illinois (12/03/14)

FG MADE

Season: 3
 Career: 4 (3x) at Illinois (12/03/14)

FG ATTEMPTS

Season: 7 vs Iowa (12/02)
 Career: 7 (2x) last vs Iowa (12/02)

3 PT FG MADE

Season:
 Career:

3 PT FG ATTEMPTS

Season: --
 Career: --

FT MADE

Season: 2
 Career: 5 vs. UMES (12/17/13)

FT ATTEMPTS

Season: 2
 Career: 6 vs. UMES (12/17/13)

ASSISTS

Season: 2
 Career: 2

BLOCKS

Season:
 Career: 2 (multiple)

STEALS

Season: 3 at Middle Tennessee (11/13)
 Career: 3 at Middle Tennessee (11/13/15)

DOUBLE DOUBLES

Season:
 Career:

MIKAYLA VENSON

#1



Sophomore • Guard • 5-7 • Arlington, Va. • Yorktown High

2015-16 SEASON

- Scored a then-career-high 25 points in the Paradise Jam opener against Green Bay, going 8-8 from the free throw line, including making six free throws in the final 1:32
- Had a streak of 12-straight games of double-digit scoring snapped against Tulane (11/28)
- Set a new career high in the Big 10/ACC Challenge game against Iowa, scoring 28 points, with 15 of those coming in the fourth quarter
- Scored her 500th career point during her 10-point second-half against Bowling Green (12/8)
- Went 9-of-12 (75.0 percent), including 4-of-6 from three, scoring 24 points with six assists against Charleston Southern (12/18)
- Had her second-straight 24-point game at Ohio State (12/21), going 4-of-5 from three-point range
- Snapped a streak of 26-consecutive made free throws against Ohio State (12/21)

2014-15 SEASON

- ACC All-Freshman Team (Blue Ribbon Panel)
- Set the Virginia freshman record for made-3's in a season (58)
- Has four games this season in which she has made five or more 3s in a game
- Has four 20-point games
- Had the best single-game three-point shooting efficiency in school history with a 6-for-6 performance in the win over NC State

HIGH SCHOOL

- Played freshman season at Yorktown High School, averaging 14.3 points per game and 5.5 assists per game before retiring from high school basketball three games into her sophomore season
- Ranked No. 31 overall by Blue Star Report and No. 33 overall and No. 7 at her position by ESPN Hoopgurlz

2015-16 GAME-BY-GAME:

Opponent	GS	FG-FGA	3FG-3FGA	FT-FTA	Off-Def	Total Reb	PF	Points	A	TO	Blk	Stl	Min
Mid Tenn	*	3-9	1-4	3-4	1-4	5	3	10	3	6	0	3	33
NORFOLK ST	*	4-11	2-7	0-0	0-2	2	1	10	2	1	0	4	28
Auburn	*	5-14	2-7	2-3	0-1	1	1	14	1	0	0	2	31
LONGWOOD	*	3-10	0-3	6-8	1-1	2	2	12	3	0	0	3	21
Green Bay	*	7-13	3-8	8-8	0-4	4	1	25	2	4	0	0	38
Rutgers	*	4-18	2-9	0-0	0-2	2	1	10	2	2	1	0	36
Tulane	*	2-7	1-4	0-0	0-4	4	4	5	1	1	0	1	30
IOWA	*	9-18	4-10	6-6	0-1	1	2	28	3	4	0	0	38
NJIT	*	5-13	2-5	0-0	0-1	1	0	12	5	1	0	0	28
BGSU	*	2-9	2-8	4-4	0-3	3	4	10	3	4	0	1	32
CHAR SOUTH	*	9-12	4-6	2-2	1-2	3	3	24	6	2	0	0	32
Ohio State	*	7-18	4-5	6-8	0-4	4	2	24	3	2	0	1	36
COPPIN													
RICHMOND													
MIAMI													
NOTRE DAME													
Wake													
LOUISVILLE													
G Tech													
at FSU													
PITT													
NC State													
Duke													
VT													
SYRACUSE													
at BC													
Louisville													
CLEMSON													
UNC													
VTech													

CAREER STATISTICS

Year	G-GS	Min/Avg	FG-FGA	Pct.	3FG-A	Pct.	FT-FTA	Pct.	O-D	T	Avg.	Pf-DQ	Ast	TO	Blk	St	Pts	Avg
2014-15	31-31	1028/33.2	130-293	.444	61-148	.412	47-56	.839	4-64	68	2.2	62-0	74	89	4	34	368	11.9
2015-16	12-12	383/31.9	60-152	.395	27-76	.355	37-43	.860	3-29	32	2.7	24-0	34	27	1	15	184	15.3
TOTAL	43-43	1411/32.8	190-445	.427	88-224	.393	84-99	.848	7-93	100	2.3	86-0	108	116	5	49	552	12.8

SINGLE GAME BESTS

POINTS

Season: 28 vs Iowa (12/02)
Career: 28 vs Iowa (12/02/15)

REBOUNDS

Season: 5 at Middle Tennessee (11/13)
Career: 7 vs Drexel (12/29/14)

FG MADE

Season: 9 (2x) last vs Charleston So (12/18)
Career: 9 (2x) last vs Charleston So (12/18/15)

FG ATTEMPTS

Season: 18 (3x) last at Ohio State (12/21)
Career: 18 (3x) last at Ohio State (12/21/15)

3 PT FG MADE

Season: 4 (3x) last at Ohio State (12/21)
Career: 6 vs NC State (01/29/15)

3 PT FG ATTEMPTS

Season: 10 vs Iowa (12/02)
Career: 10 (3x) last vs Iowa (12/02/15)

3 PT FG PERCENTAGE

Season: 4-5 at Ohio State (12/21)
Career: 6-6 vs NC State (01/29/15)*

FT MADE

Season: 8 vs Green Bay (11/26)
Career: 8 (2x) last vs Green Bay (11/26/15)

FT ATTEMPTS

Season: 8 (2x)
Career: 8

FT PERCENTAGE

Season: 8-8 vs Green Bay (11/26)
Career: 8-8 last vs Green Bay (11/26/15)

ASSISTS

Season: 6 vs Charleston So (12/18)
Career: 6 (2x) last vs vs Charleston So (12/18/15)

BLOCKS

Season: 1
Career: 1 (multiple)

STEALS

Season: 4 vs Norfolk State (11/16)
Career: 5 at FIU (11/30/14)

DOUBLE DOUBLES

Season:
Career:

*Denotes school record



**2015-16 Virginia Women's Basketball
Virginia Combined Team Statistics (as of Dec 21, 2015)
All games**

RECORD:	OVERALL	HOME	AWAY	NEUTRAL
ALL GAMES	8-4	5-1	2-1	1-2
CONFERENCE	0-0	0-0	0-0	0-0
NON-CONFERENCE	8-4	5-1	2-1	1-2

#	Player	gp-gs	min	avg	Total		3-Point		F-Throw		Rebounds				a	to	blk	stl	pts	avg		
					fg-fga	fg%	3fg-fga	3fg%	ft-fa	ft%	off	def	tot	avg							pf	dq
01	Mikayla Venson	12-12	383	31.9	60-152	.395	27-76	.355	37-43	.860	3	29	32	2.7	24	0	34	27	1	15	184	15.3
20	Faith Randolph	12-12	342	28.5	64-139	.460	19-48	.396	26-32	.813	13	39	52	4.3	23	2	31	18	2	12	173	14.4
23	Aliyah Huland El	12-0	268	22.3	49-104	.471	13-47	.277	22-28	.786	20	25	45	3.8	29	1	21	27	7	14	133	11.1
21	Lauren Moses	12-12	309	25.8	51-107	.477	0-0	.000	20-42	.476	43	46	89	7.4	40	3	15	25	7	24	122	10.2
12	Breyana Mason	12-12	369	30.8	39-87	.448	6-23	.261	15-21	.714	12	21	33	2.8	16	0	29	21	1	20	99	8.3
10	J'Kyra Brown	12-0	172	14.3	19-63	.302	8-27	.296	16-21	.762	9	22	31	2.6	18	0	16	20	1	7	62	5.2
32	Mone Jones	11-0	212	19.3	15-40	.375	0-1	.000	13-18	.722	16	21	37	3.4	24	0	8	16	7	9	43	3.9
44	Sydney Umeri	12-12	288	24.0	13-39	.333	0-0	.000	6-6	1.000	22	29	51	4.3	31	1	6	11	6	8	32	2.7
00	Debra Ferguson	6-0	36	6.0	3-7	.429	0-0	.000	3-4	.750	1	5	6	1.0	10	0	0	3	2	1	9	1.5
02	Jae'Lisa Allen	3-0	13	4.3	2-5	.400	0-0	.000	0-0	.000	1	0	1	0.3	3	0	0	1	0	0	4	1.3
13	Emily Battle	4-0	8	2.0	1-1	1.000	0-0	.000	1-2	.500	0	2	2	0.5	0	0	0	1	0	0	3	0.8
Team											38	29	67				5					
Total.....		12	2400		316-744	.425	73-222	.329	159-217	.733	178	268	446	37.2	218	7	160	175	34	110	864	72.0
Opponents.....		12	2400		268-656	.409	65-210	.310	135-201	.672	148	273	421	35.1	212	-	133	237	54	76	736	61.3

TEAM STATISTICS	VA	OPP	Date	Opponent	Score	Att.
SCORING	864	736	11/13/15	at Middle Tennessee	w 70-66	5613
Points per game	72.0	61.3	11/16/15	NORFOLK STATE	w 86-50	0
Scoring margin	+10.7	-	11/19/15	at Auburn	w 69-52	1675
FIELD GOALS-ATT	316-744	268-656	11/22/15	LONGWOOD	w 81-46	3616
Field goal pct	.425	.409	11/26/15	vs Green Bay	w 68-59	0
3 POINT FG-ATT	73-222	65-210	11/27/15	vs Rutgers	L 48-60	0
3-point FG pct	.329	.310	11/28/15	vs Tulane	L 62-67	0
3-pt FG made per game	6.1	5.4	12/02/15	IOWA	L 73-85	3360
FREE THROWS-ATT	159-217	135-201	12/05/15	NJIT	w 81-54	3268
Free throw pct	.733	.672	12/08/15	BOWLING GREEN	w 68-39	10048
F-Throws made per game	13.3	11.3	12/18/15	CHARLESTON SOUTHERN	w 85-65	2975
REBOUNDS	446	421	12/21/15	at Ohio State	L 73-93	4778
Rebounds per game	37.2	35.1				
Rebounding margin	+2.1	-				
ASSISTS	160	133				
Assists per game	13.3	11.1				
TURNOVERS	175	237				
Turnovers per game	14.6	19.8				
Turnover margin	+5.2	-				
Assist/turnover ratio	0.9	0.6				
STEALS	110	76				
Steals per game	9.2	6.3				
BLOCKS	34	54				
Blocks per game	2.8	4.5				
ATTENDANCE	23267	12066				
Home games-Avg/Game	6-3878	3-4022				
Neutral site-Avg/Game	-	3-0				

* - Conference game

Score by Periods	1st	2nd	3rd	4th	Totals
Virginia	210	215	230	209	864
Opponents	188	152	172	224	736



Official Basketball Box Score -- Game Totals -- Final Statistics Virginia vs Green Bay 11/26/15 2:00 p.m.AST at St. Thomas, U.S. Virgin Islands

Virginia 68 • 4-0

Table with columns: #, Player, FG-FGA, 3-Ptr, FT-FTA, Rebounds, PF, TP, A TO Blk Stl, Min. Rows include Lauren Moses, Sydney Umeri, Mikayla Venson, Breyana Mason, Faith Randolph, J'Kyra Brown, Aliyah Huland El, Mone Jones.

FG % 1st Half: 9-24 37.5% 2nd half: 12-23 52.2% Game: 21-47 44.7% 3FG % 1st Half: 3-10 30.0% 2nd half: 1-6 16.7% Game: 4-16 25.0% FT % 1st Half: 6-8 75.0% 2nd half: 16-16 100.0 Game: 22-24 91.7%

Green Bay 59 • 2-1

Table with columns: #, Player, FG-FGA, 3-Ptr, FT-FTA, Rebounds, PF, TP, A TO Blk Stl, Min. Rows include WEITZER, Lexi, BUCK, Tessa, LUKAN, Kaili, KRAKER, Mehryn, LeCLAIRE, Allie, WELLNITZ, Jen, LINDSTROM, Jessica, MONKE, Mariah, TERRY, Sam.

FG % 1st Half: 12-24 50.0% 2nd half: 8-25 32.0% Game: 20-49 40.8% 3FG % 1st Half: 4-9 44.4% 2nd half: 2-10 20.0% Game: 6-19 31.6% FT % 1st Half: 8-11 72.7% 2nd half: 5-9 55.6% Game: 13-20 65.0%

Officials: Dee Kanter, Geraldine Smith, Ryan Durham Technical fouls: Virginia-None. Green Bay-None. Attendance: 2015 Paradise Jam Women's Basketball Tournament. Island Division

Score by periods table with columns: 1st, 2nd, 3rd, 4th, Total. Rows for Virginia and Green Bay.

Points In Off 2nd Fast Bench VA Paint T/O Chance Break 7 GB 24 10 10 6 5

Last FG - VA 4th-02:43, GB 4th-00:43. Largest lead - VA by 13 4th-02:03, GB by 14 2nd-07:38. VA led for 12:59. GB led for 25:08. Game was tied for 01:53.

Score tied - 3 times. Lead changed - 2 times.

Official Basketball Box Score -- Game Totals -- Final Statistics Rutgers vs Virginia 11/27/15 4:15 p.m.AST at St. Thomas, U.S. Virgin Islands

Rutgers 60 • 4-2

Table with columns: #, Player, FG-FGA, 3-Ptr, FT-FTA, Rebounds, PF, TP, A TO Blk Stl, Min. Rows include COPPER, Kahleah, BUTTS, Ariel, HOLLIVAY, Rachael, SCAIFE, Tyler, CANTY, Briyona, PARKER, Shrita, SANDERS, Khadaizha, KEELING, Desiree, HARRIS, Victoria.

FG % 1st Half: 12-24 50.0% 2nd half: 10-17 58.8% Game: 22-41 53.7% 3FG % 1st Half: 2-2 100.0% 2nd half: 1-2 50.0% Game: 3-4 75.0% FT % 1st Half: 3-5 60.0% 2nd half: 10-13 76.9% Game: 13-18 72.2%

Virginia 48 • 5-1

Table with columns: #, Player, FG-FGA, 3-Ptr, FT-FTA, Rebounds, PF, TP, A TO Blk Stl, Min. Rows include Lauren Moses, Sydney Umeri, Mikayla Venson, Breyana Mason, Faith Randolph, J'Kyra Brown, Aliyah Huland El, Mone Jones.

FG % 1st Half: 10-28 35.7% 2nd half: 7-31 22.6% Game: 17-59 28.8% 3FG % 1st Half: 2-10 20.0% 2nd half: 2-9 22.2% Game: 4-19 21.1% FT % 1st Half: 5-8 62.5% 2nd half: 5-10 50.0% Game: 10-18 55.6%

Officials: Fatou Cissoko-Stephens, Brandon Enterline, Barbra Smith Technical fouls: Rutgers-None. Virginia-None. Attendance: 2015 U.S. Virgin Islands Paradise Jam Women's Basketball Tournament. ISLAND DIVISION PRESENTED BY BASKETBALL TRAVELERS

Score by periods table with columns: 1st, 2nd, 3rd, 4th, Total. Rows for Rutgers and Virginia.

Points In Off 2nd Fast Bench RUT Paint T/O Chance Break 13 VA 24 19 8 5 2 8

Last FG - RUT 4th-01:48, VA 4th-02:31. Largest lead - RUT by 13 4th-03:11, VA by 2 1st-00:41. RUT led for 33:21. VA led for 01:18. Game was tied for 05:16.

Score tied - 5 times. Lead changed - 4 times.

Official Basketball Box Score -- Game Totals -- Final Statistics Tulane vs Virginia 11/28/15 2:00 p.m.AST at St. Thomas, U.S. Virgin Islands

Tulane 67 • 4-3

Table with columns: #, Player, FG-FGA, 3-Ptr, FT-FTA, Rebounds, PF, TP, A TO Blk Stl, Min. Rows include JONES, Tierra, DURU, Chinwe, MORGAN, Kolby, VORPAHL, Leslie, LATHAM, Courtnie, HARDING, Shakira, EMERY, Taylor, SCHULTE, Meredith, WYATT, Harlyn.

FG % 1st Half: 10-29 34.5% 2nd half: 13-23 56.5% Game: 23-52 44.2% 3FG % 1st Half: 3-8 37.5% 2nd half: 3-8 37.5% Game: 6-16 37.5% FT % 1st Half: 2-2 100.0 2nd half: 13-19 68.4% Game: 15-21 71.4%

Virginia 62 • 5-2

Table with columns: #, Player, FG-FGA, 3-Ptr, FT-FTA, Rebounds, PF, TP, A TO Blk Stl, Min. Rows include Sydney Umeri, Mikayla Venson, Breyana Mason, Faith Randolph, Lauren Moses, J'Kyra Brown, Aliyah Huland El, Mone Jones.

FG % 1st Half: 9-25 36.0% 2nd half: 13-38 34.2% Game: 22-63 34.9% 3FG % 1st Half: 1-6 16.7% 2nd half: 4-11 36.4% Game: 5-17 29.4% FT % 1st Half: 5-6 83.3% 2nd half: 8-10 80.0% Game: 13-16 81.3%

Officials: Barb Smith, Brian Garland, Missy Brooks Technical fouls: Tulane-None. Virginia-None. Attendance: 2015 U.S. Virgin Islands Paradise Jam Women's Basketball Tournament. ISLAND DIVISION Presented By Basketball Travelers

Score by periods table with columns: 1st, 2nd, 3rd, 4th, Total. Rows for Tulane and Virginia.

Points In Off 2nd Fast Bench TLN Paint T/O Chance Break 14 VA 20 20 11 8 16

Last FG - TLN 4th-02:19, VA 4th-00:06. Largest lead - TLN by 11 1st-00:43, VA by 3 3rd-01:01. TLN led for 33:53. VA led for 03:08. Game was tied for 02:50.

Score tied - 3 times. Lead changed - 4 times.

Official Basketball Box Score -- Game Totals -- Final Statistics IOWA vs Virginia 12/02/15 7 p.m. at JPJ Arena, Charlottesville, Va.

IOWA 85 • 7-1

Table with columns: #, Player, FG-FGA, 3-Ptr, FT-FTA, Rebounds, PF, TP, A TO Blk Stl, Min. Rows include Coley, Chase, Peschel, Kali, Kastanek, Alexa, Disterhoff, Ally, Jennings, Whitney, Till, Claire, Gustafson, Megan, Davis, Tania, Stewart, Hannah, Buttenham, Christina, Mohns, Carly.

FG % 1st Half: 16-32 50.0% 2nd half: 13-23 56.5% Game: 29-55 52.7% 3FG % 1st Half: 6-13 46.2% 2nd half: 4-11 36.4% Game: 10-24 41.7% FT % 1st Half: 2-2 100.0 2nd half: 15-21 71.4% Game: 17-23 73.9%

Virginia 73 • 5-3

Table with columns: #, Player, FG-FGA, 3-Ptr, FT-FTA, Rebounds, PF, TP, A TO Blk Stl, Min. Rows include Lauren Moses, Sydney Umeri, Mikayla Venson, Breyana Mason, Faith Randolph, J'Kyra Brown, Aliyah Huland El, Mone Jones.

FG % 1st Half: 15-27 55.6% 2nd half: 14-31 45.2% Game: 29-58 50.0% 3FG % 1st Half: 5-9 55.6% 2nd half: 1-6 16.7% Game: 6-15 40.0% FT % 1st Half: 0-0 0.0% 2nd half: 9-13 69.2% Game: 9-13 69.2%

Officials: Joseph Vaszily, Maj Forsberg, Pualani Spurlock Technical fouls: IOWA-None. Virginia-None. Attendance: 3360 UVA: Faith Randolph fouled out at 2:39 (IV) UVA: Aliyah Huland El fouled out at 2:07 (IV) UVA: Lauren Moses fouled out at 1:08 (IV) IOWA: Alexa Kastanek fouled out at 2:00 (IV)

Score by periods table with columns: 1st, 2nd, 3rd, 4th, Total. Rows for IOWA and Virginia.

Points In Off 2nd Fast Bench IOWA Paint T/O Chance Break 26 VA 36 15 10 4 6

Last FG - IOWA 4th-00:32, VA 4th-00:18. Largest lead - IOWA by 20 4th-09:24, VA by 5 1st-07:34. IOWA led for 33:36. VA led for 04:01. Game was tied for 02:23.

Score tied - 4 times. Lead changed - 3 times.

2015-16 VIRGINIA SEASON RESULTS & LEADERS

RECORD:	OVERALL	HOME	AWAY	NEUTRAL
ALL GAMES	8-4	5-1	2-1	1-2
CONFERENCE	0-0	0-0	0-0	0-0
NON-CONFERENCE	8-4	5-1	2-1	1-2

UVA.										
Date	Rank	Opponent	Score	W/L	Rec.	ACC	Attend.	High Scorer	High Reb.	Opp. High Scr
11/13	--/RV	@Mid Tenn	70-66	W	1-0	0-0	5613	Moses 13	Umeri 6	Edwards 30
11/16	--/RV	NORFOLK ST	86-50	W	2-0	0-0	3495	Randolph 17	LM/FR 7	Beslow 15
11/19	--/RV	@Auburn	69-52	W	3-0	0-0	1675	Huland EI 20	LM/SU/FR 6	McKay 16
11/22	--/RV	LONGWOOD	81-46	W	4-0	0-0	3616	Huland EI 20	Moses 9	Skersick 12
11/26	--/RV	vs Green Bay	68-59	W	5-0	0-0	488	Venson 25	Moses 8	Buck 24
11/27	--/RV	vs Rutgers	60-48	L	5-1	0-0		Moses 18	Moses 7	Copper 21
11/28	--/RV	vs Tulane	67-62	L	5-2	0-0		Randolph 18	Huland EI 10	Morgan 21
12/02		No. 24 Iowa	85-73	L	5-3	0-0	3360	Venson 28	Moses 5	Kastanek 22
12/05		NJIT	81-54	W	6-3	0-0	3268	Huland EI 17	Moses 11	Guarino 24
12/08		BOWLING GREEN	68-39	W	7-3	0-0	10048	FR, AHE 14	Moses 11	Tibbs 8
12/18		CHARLESTON SO	85-65	W	8-3	0-0	2975	Venson 24	Moses 7	Mann 20
12/21		@No. 9 Ohio State	93-73	L	8-4	0-0	4778	Randolph 26	Moses 10	Alston 24



2015-16 POINTS-REBS-ASSISTS

OPPONENT	ALLEN	BATTLE	BROWN	FERGUSON	HULAND EL	JONES
Middle Tennessee	DNP	DNP	10-4-1	2-0-0	10-3-2	6-5-0
NORFOLK ST	0-1-0	2-1-0	11-2-3	4-3-0	10-2-2	10-6-1
Auburn	DNP	DNP	4-3-2	DNP	20-5-2	2-3-0
LONGWOOD	0-0-0	0-0-0	4-5-2	2-1-0	20-7-2	7-6-1
Green Bay	DNP	DNP	2-0-0	DNP	5-1-0	0-0-2
Rutgers	DNP	DNP	6-1-1	DNP	0-0-0	2-2-0
Tulane	DNP	DNP	0-0-1	DNP	9-10-1	7-2-1
IOWA	DNP	DNP	0-1-0	DNP	4-3-0	2-1-0
NJIT	4-0-0	1-1-0	8-1-3	0-1-0	17-6-4	4-7-2
BOWLING GR	DNP	0-0-0	7-7-2	0-1-0	14-1-4	3-3-1
CHAR SOUTH	DNP	DNP	10-6-1	1-0-0	12-5-1	INJ
Ohio State	DNP	DNP	0-1-0	DNP	12-3-2	0-2-0
COPPIN						
RICHMOND						
MIAMI						
NOTRE DAME						
Wake Forest						
LOUISVILLE						
Georgia Tech						
at FSU						
PITT						
NC State						
Duke						
VIRGINIA TECH						
SYRACUSE						
at BC						
Louisville						
CLEMSON						
NORTH CAROLINA						
VTech						

OPPONENT	MASON	MOSES	PAYNE	RANDOLPH	UMERI	VENSON
Middle Tennessee	11-2-2	13-4-2	INJ	8-5-0	0-6-2	10-5-3
NORFOLK ST	10-3-3	12-7-1	INJ	17-7-4	0-1-0	10-2-2
Auburn	6-1-2	8-6-1	INJ	15-6-4	0-6-1	14-1-1
LONGWOOD	14-6-1	6-9-2	INJ	14-8-3	2-3-1	12-2-3
Green Bay	16-2-1	3-8-2	INJ	15-3-1	2-5-0	25-4-2
Rutgers	1-5-2	18-7-0	INJ	5-3-2	6-4-1	10-2-2
Tulane	9-2-3	10-4-2	INJ	18-1-2	4-4-0	5-4-1
IOWA	10-4-2	11-5-1	INJ	12-3-2	6-0-1	28-1-3
NJIT	7-2-2	14-11-2	INJ	12-2-0	2-4-0	12-5-1
BOWLING GR	6-2-2	12-11-0	INJ	14-7-4	2-6-0	10-3-3
CHAR SOUTH	3-2-3	10-7-1	INJ	17-6-8	8-5-0	24-3-6
Ohio State	6-2-6	5-10-1	INJ	26-1-1	0-7-0	24-4-3
COPPIN						
RICHMOND						
MIAMI						
NOTRE DAME						
Wake Forest						
LOUISVILLE						
Georgia Tech						
at FSU						
PITT						
NC State						
Duke						
VIRGINIA TECH						
SYRACUSE						
at BC						
Louisville						
CLEMSON						
NORTH CAROLINA						
VirginiaTech						



GAME-BY-GAME STAT COMPARISONS

Table with columns: Field Goal %, Opponent, 3-Point FG %, Opponent, Free Throw Pct., Opponent, Rebounds UVA-Opp, Turnovers UVA-Opp. Rows include teams like Mid Tenn, NORFOLK ST, Auburn, LONGWOOD, Green Bay, Rutgers, Tulane, IOWA, NJIT, BOWLING GR, CHAR SOUTH, Ohio State, COPPIN, RICHMOND, MIAMI, NOTRE DAME, Wake Forest, LOUISVILLE, Georgia Tech at FSU, PITT, NC State, Duke, VIRGINIA TECH, SYRACUSE at BC, Louisville, CLEMSON, NORTH CAROLINA, VirginiaTech.



MISCELLANEOUS STATS

VIRGINIA

OPPONENT

Table with 2 columns: VIRGINIA and OPPONENT. Rows include Bench Points, FG Percentage- Home, FG Percentage- Road, FG Percentage- Neutral, Most Points - Quarter, Fewest Points- Quarter, Most Points- Half, Fewest Points- Half, Largest Halftime Lead, and Largest Halftime Deficit.

VIRGINIA'S RECORD WHEN

Table with 2 columns: Record description and Count. Rows include Game decided by 10 pts or less, Leading at halftime, Trailing at halftime, Tied at halftime, Went into overtime, Leading by 10 or more points, Shot FG 50% or better, Shot FG less than 50%, Shot FG less than 40%, Shot FG 40% or better, Holding opponent under 60 pts, Scoring 30-39 points, Scoring 40-49 points, Scoring 50-59 points, Scoring 60-69 points, Scoring 70-79 points, Scoring 80-89 points, Scoring 90-100 points, Outrebounding opponent, Being outrebounded, Tied in rebounding, Have fewer TOs than opponent, and Committing 15 or less TOs.

SCORING BENCHMARKS

GAMES WITH 20 OR MORE POINTS IN 15-16

Table with 2 columns: Player Name and Count. Rows include Mikayla Venson (4), Aliyah Huland El (2), and Faith Randolph (1).

GAMES WITH 10 OR MORE POINTS IN 15-16

Table with 2 columns: Player Name and Count. Rows include Mikayla Venson (11), Faith Randolph (10), Lauren Moses (8), Aliyah Huland El (8), Breyana Mason (5), J'Kyra Brown (3), and Moné Jones (1).

GAMES WITH 10 OR MORE REBOUNDS IN 15-16

Table with 2 columns: Player Name and Count. Rows include Lauren Moses (3) and Aliyah Huland El (1).

DOUBLE DOUBLES IN 15-16

Table with 2 columns: Player Name and Count. Row includes Lauren Moses (2).

2015-16 HIGHS/LOWS

VIRGINIA HIGHS

Points	86 vs Norfolk State 11/16/15	93 at Ohio State 12/21/15
FG Made	33 (3x) last vs NJIT 12/05/15	37 at Ohio State 12/21/15
FG Attempts	71 vs Longwood 11/22/15	77 vs Norfolk State 11/14/15
FG %	.516 (33-64) vs Norfolk State 11/14/15	.573 (22-41) vs Rutgers 11/27/15
3FG Made	.11 at Ohio State 12/21/15	10 vs Iowa 12/02/15
3FG Attempts	24 vs Charleston Southern 12/18/15	26 vs NJIT 12/05/15
3FG %	.550 (11-20) at Ohio State 12/21/15	.750 (3-4) vs Rutgers 11/27/15
Free Throws Made	.22 vs Green Bay 11/26/15	22 at Middle Tennessee 11/13/15
Free Throw Attempts	24 (2x) last vs Green Bay 11/26/15	35 at Middle Tennessee 11/13/15
Free Throw %	.917 (22-24) vs Green Bay 11/26/15	5-5 vs NJIT 12/05/15
		.750 (12-16) at Ohio State 12/21/15
Rebounds	.51 vs Longwood 11/22/15	46 vs Norfolk State 11/16/15
Assists	20 vs Charleston Southern 12/18/15	17 vs Iowa 12/02/15
Steals	15 at Middle Tennessee 11/13/15	12 at Middle Tennessee 11/13/15
Blocked Shots	7 vs Norfolk State 11/16/15	8 at Ohio State 12/21/15
Turnovers	21 at Middle Tennessee 11/13/15	24 vs Bowling Green 12/08/15
Fouls	27 at Middle Tennessee 11/13/15	23 vs Green Bay 11/26/15

OPPONENT HIGHS
VIRGINIA LOWS

Points	48 vs Rutgers 11/27/15	39 vs Bowling Green 12/08/15
FG Made	17 vs Rutgers 11/27/15	12 vs Bowling Green 12/08/15
FG Attempts	47 vs Green Bay 11/26/15	41 vs Rutgers 11/27/15
FG %	.288 (17-59) vs Rutgers 11/27/15	.273 (2x) (12-44) last vs Bowling Green 12/08/15
3FG Made	2 vs Longwood 11/22/15	2 (2x) last at Auburn 11/19/15
3FG Attempts	11 at Middle Tennessee 11/13/15	4 vs Rutgers 11/27/15
3FG %	.133 (2-15) vs Longwood 11/22/15	.118 (2-17) vs Norfolk State 11/16/15
Free Throws Made	9 vs Iowa 12/02/15	5 vs NJIT 12/05/15
Free Throw Attempts	13 vs Iowa 12/02/15	5 vs NJIT 12/05/15
Free Throw %	.556 (10-18) vs Rutgers 11/27/15	.533 (8-15) at Auburn 11/19/15
Rebounds	25 vs Iowa 12/02/15	27 vs Longwood 11/22/15
Assists	8 vs Green Bay 11/26/15	5 at Auburn 11/19/15
Steals	5 vs Rutgers 11/27/15	3 (2x) last vs Green Bay 11/26/15
Blocked Shots	1 vs NJIT 12/05/15	0 vs NJIT 12/05/15
Turnovers	9 vs Longwood 11/22/15	15 vs Ohio State 12/21/15
Fouls	10 vs NJIT 12/05/15	14 vs Ohio State 12/21/15

OPPONENT LOWS
VIRGINIA INDIVIDUAL HIGHS

Points	28 Venson vs Iowa 12/02/15	30 Edwards at Middle Tennessee 11/13/15
FG Made	9 (3x) last Venson vs CSU 12/18/15	10 Alston at Ohio State 12/21/15
FG Attempts	20 Randolph vs Tulane 11/28/15	19 (2x) last Alston at Ohio State 12/21/15
FG %	7-9 (.777) Moses vs NJIT 12/05/15	5-5 Butts vs Rutgers 11/27/15
3FG Made	4(2x) last Venson vs CSU 12/18/15	7 Guarino vs NJIT 12/05/15
3FG Attempts	10 Venson vs Iowa 12/02/15	16 Guarino vs NJIT 12/05/15
3FG Percentage	4-5 Venson at Ohio State 12/21/15	2-2 Parker vs Rutgers 11/27/15
	2-2 Mason vs Iowa 12/02/15	
FT Made	8 Venson vs Green Bay 11/26/15	9 Edwards at Middle Tennessee 11/13/15
FT Attempts	10 Moses vs Rutgers 11/27/15	12 Edwards at Middle Tennessee 11/13/15
FT Percentage	8-8 Venson vs Green Bay 11/26/15	6-6 (2x)
Rebounds	.11 Moses (2x) last vs BGSU 12/08/15	15 Beslow vs Norfolk State 11/16/15
Assists	8 Randolph vs CSU 12/18/15	6 (3X) last Mitchell at Ohio State 12/21/15
Steals	5 Mason vs Green Bay 11/26/15	6 Jones at Middle Tennessee 11/13/15
Blocked Shots	3 Huland El vs Norfolk State 11/16/15	6 Hart at Ohio State 12/21/15
Turnovers	6 Venson at Middle Tennessee 11/13/15	8 Roberts vs Norfolk State 11/16/15

OPPONENT INDIVIDUAL HIGHS



THE LAST TIME

VIRGINIA INDIVIDUALS

- **Two UVA players with double-doubles in the same game:** at Clemson 2/01/15 (Moses 15-10, Imovbioh 15-13)
- **Four players in double figures:** vs CSU (Venson 24, Randolph 17, Huland EI 12, Moses 10, Brown 10)
- **Five players in double figures:** vs CSU (Venson 24, Randolph 17, Huland EI 12, Moses 10, Brown 10)
- **Six players in double figures:** vs Norfolk State 11/16/15 (Randolph 17, Moses 12, Brown 11, Venson 10, Mason 10, Huland EI 10, Jones 10)
- **Seven players in double figures:** vs Norfolk State 11/16/15 (Randolph 17, Moses 12, Brown 11, Venson 10, Mason 10, Huland EI 10, Jones 10)
- **Scored 20 points:** 26 Randolph/24 Venson at Ohio State, 12/21/15
- **Scored 25 points:** 26, Faith Randolph at Ohio State, 12/21/15
- **Scored 30 points:** 34, Monica Wright vs. Green Bay, 03/21/10
- **Scored 40 points:** **48, Mimi Kennedy at North Carolina, 01/15/98
- **A non-starter scored 20 or more points:** 20 Aliyah Huland EI vs Longwood 11/22/15
- **Two or more Hoos scored 20 or more points in the same game:** at Ohio State (Ranolph 26, Venson 24)
- **Perfect from the field (5 attempts):** 7-7, Imovbioh vs Louisville 03/01/15
- **Perfect at FT line (10 attempts):** 11-11, Monica Wright vs North Carolina, 02/15/10
- **Perfect at FT line (9 attempts):** 9-9, Faith Randolph vs Louisville 03/01/15
- **Perfect at FT line (8 attempts):** 9-9, Faith Randolph vs Louisville 03/01/15
- **Had 20 Free throw attempts:** **20, Brandi Teamer at Wake Forest, 01/6/05
- **Had 15 rebounds:** 17, Sarah Imovbioh vs Louisville 03/01/15
- **Had 20 rebounds:** 24, Sarah Imovbioh vs Ohio State 11/14/14
- **Had 10 assists:** 11, Sharneé Zoll vs. Georgia Tech, 03/2/08
- **Had 6 steals:** 6, Kelsey Wolfe at Miami, 01/06/13
- **Blocked 5 shots:** 5, Jocelyn Logan-Friend at North Carolina, 02/24/05

VIRGINIA TEAM

- **UVA ranked in AP Top 25:** #22, 11/21/12
- **UVA ranked USA Today Top 25:** #22, 3/8/10
- **Played AP No. 1 team:** #1 Duke, L 79-58, 3/2/07
- **Defeated AP No. 1 team:** #1 Maryland, 75-74, 2/11/92
- **Defeated AP Top 10 team:** #8 Louisville, 75-59, 03/01/15
- **Defeated AP Top 25 team:** #8 Louisville, 75-59, 03/01/15

FIELD GOAL SHOOTING

- **Shot 50 percent:** .508 (33-65) vs NJIT 12/5/15
- **Shot 60 percent:** .623 (33-53) vs Georgia Tech, 3/02/08
- **Shot 70 percent:** **.700 (42-60) at Wake Forest, 1/07/87
- **Made 40-49 field goals:** 42 vs Wake Forest, 1/7/87
- **Made 50 field goals:** **54 vs Cleveland State, 11/29/95
- **Attempted 60-69 FG:** 63 vs Tulane 11/28/15
- **Attempted 70-79 FG:** 71 vs Delaware St, 12/6/14
- **Attempted 80 FG:** 85 at NC State, 2/10/11

THREE-POINT SHOOTING

- **Shot 50 percent:** .750 (6-8) vs Louisville 03/01/15
- **Shot 60 percent:** .750 (6-8) vs Louisville 03/01/15
- **Shot 70 percent:** .750 (6-8) vs Louisville 03/01/15
- **Shot 80 percent:** .857 (6-7) vs St. John's, 03/19/88
- **Made 10 three-pt. field goals:** 10 at Clemson 2/01/15
- **Attempted 20 three-pt. FG:** 26 (made 13) vs BC 1/15/15

FREE THROW SHOOTING

- **Shot 80 percent:** .917 (22-24) vs Green Bay, 11/26/15
- **Shot 90 percent:** .917 (22-24) vs Green Bay, 11/26/15
- **Shot 100 percent:** 6-6 vs. Duke, 02/8/13
- **Made 20 free throws:** 27 vs Louisville 03/01/15
- **Made 30 free throws:** 30 vs. North Carolina, 02/20/14
- **Attempted 30 FT:** 33 vs Louisville 03/01/15
- **Attempted 40 FT:** 44 vs. Indiana, 11/26/09
- **Attempted 50 FT:** **54 at Wake Forest, 01/6/05

SCORING

- **Scored 80 points:** 85 vs Charleston Southern 12/18/15
- **Scored 90 points:** 91 vs Longwood 12/16/14
- **Scored 100 points:** 100 vs Delaware St, 12/6/14

REBOUNDING

- **Had 50 rebounds:** 51 vs Ohio State 11/14/14
- **Had 60 rebounds:** 63 at Alabama, 12/21/12
- **Had 70 rebounds:** **77 vs. Rider, 12/19/96

ASSISTS

- **Had 20 assists:** 20 vs Charleston Southern, 12/18/15
- **Had 30 assists:** **37 vs. Cleveland State, 11/29/95

STEALS

- **Had 15 steals:** 15 at Middle Tenn, 11/13/15
- **Had 20 steals:** 22 vs UMES, 12/17/13
- **Had 25 steals:** 26 vs. Clemson, 02/12/12
- **UVA forced 30 turnovers:** 35 vs. UMES, 12/17/13
- **UVA committed 30 turnovers:** 32 at Alabama, 12/21/12

MISCELLANEOUS

- **UVA in OT:** L, 68-63 at Pitt 2/19/15
- **UVA in 2OT:** L, 73-70 at Alabama, 12/21/12
- **UVA in 3OT:** W, 105-100 at North Carolina, 01/15/98
- **UVA shot 60% from the floor in first half:** .621 (18-29) at Clemson 2/01/15
- **UVA shot 60% from the floor in second half:** .639 (23-36) vs Longwood 12/16/14
- **UVA shot less than 20% from floor first half:** .192 (5-26) at Maryland, 12/06/12
- **UVA shot less than 30% from floor first half:** .256 (10-39) at Syracuse, 01/11/15
- **UVA shot less than 30% from floor 2nd half:** .294 (10-34) at Clemson 2/01/15
- **UVA scored less than 15 points in first half:** 13 at Florida State, 01/8/06
- **UVA held opp to less than 15 points first half:** 14 vs. Virginia Tech, 01/03/13
- **UVA held opp to less than 10 points first half:** 6 vs. Norfolk State, 12/28/12
- **UVA held opponent to less than 30 points:** 23 vs. Norfolk State, 12/28/12
- **UVA failed to make at least one three-pointer:** 0-10 vs. Kansas State, 11/29/13
- **Opponent failed to make at least one three-pointer:** 0-9 at Louisville, 01/18/15

**school record


00
DEBRA FERGUSON

Center • Freshman
6-4
Amherst County High
Madison Heights, Va.


1
MIKAYLA VENSON

Guard • Sophomore
5-7
Yorktown High
Arlington, Va.


2
JAE'LISA ALLEN


Forward • Sophomore
6-2
White Hall High
Pine Bluff, Ark.


10
J'KYRA BROWN


Guard • Redshirt Sophomore
5-11
Rocky Mount High
East Carolina Univ.
Rocky Mount, N.C.


12
BREYANA MASON

Guard • Junior
5-8
Forest Park High
Woodbridge, Va.


13
EMILY BATTLE

Forward • Freshman
6-1
St. Anne's-Belfield
Charlottesville, Va.


20
FAITH RANDOLPH

Guard • Senior
5-10
Our Lady of Good Counsel
Derwood, Md.


21
LAUREN MOSES

Forward • Sophomore
6-2
Rancocas High
Mount Holly, N.J.


23
ALIYAH HULAND EL

Guard • Sophomore
6-1
Randolph High
Randolph, N.J.


32
MONÉ JONES

Forward • Freshman
6-2
Riverside High
Durham, N.C.


35
SHAKYNA PAYNE

Forward • Freshman
6-1
SW Atlanta Christian Academy
Acworth, Ga.


44
SYDNEY UMERI

Forward • Junior
6-1
The Lovett School
Acworth, Ga.


JOANNE BOYLE

Head Coach
Fifth Season


KIM MCNEILL

Associate Head Coach
Fifth Season


LA'KESHIA FRETT MEREDITH

Assistant Coach
Third Season



CORY MCNEILL

Assistant Coach
Fifth Season


SARAH HOLSINGER

Asst. AD/Operations
Fifth Season

2015-16 WOMEN'S BASKETBALL RULES CHANGES



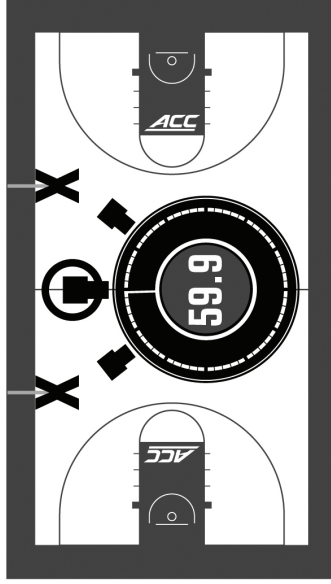
7 MEDIA TIMEOUTS LASTING FOR **2:45** (FIRST HORN 2:30)

P1 | ≤ 5:00 OR 1ST TEAM CALLED
— INTERMISSION MEDIA TIMEOUT —

P2 | ≤ 5:00 OR 1ST TEAM CALLED
— INTERMISSION MEDIA TIMEOUT —

P3 | ≤ 5:00 OR 1ST TEAM CALLED
— INTERMISSION MEDIA TIMEOUT —

P4 | ≤ 5:00 OR 1ST TEAM CALLED
+FIRST TEAM-CALLED IN 2ND HALF IS MEDIA TIMEOUT



OPTION TO ADVANCE THE BALL TO THE **28-FOOT MARK** THE FRONTCOURT WHEN CALLING A **TIMEOUT WITH POSSESSION DURING THE LAST 59.9 SECONDS** OF THE 4TH PERIOD — AND ALSO OF EACH OVERTIME —



PERMITTED TO PLAY DURING ANY DEAD BALL 🎵

