



# VIRGINIA

## 2017 CAVALIER MEN'S SOCCER

### 7-TIME NATIONAL CHAMPIONS

• 1989 • 1991 • 1992 • 1993 • 1994 • 2009 • 2014

### 12 COLLEGE CUP APPEARANCES

1983 • 1989 • 1991 • 1992 • 1993 • 1994  
1995 • 1997 • 2006 • 2009 • 2013 • 2014

Contact: Scott Fitzgerald | E-mail: s.fitzgerald@virginia.edu | O: (434) 924-9878 | C: (908) 246-6818 | www.VirginiaSports.com

#### MATCH DETAILS

**DATE:** November 12

**TIME:** Noon

**LOCATION:** Charleston, Va.

**VENUE:** MUSC Health Stadium

**TV:** ESPNU

**LIVE STATS:**

www.virginiasports.com



#### WAKE FOREST

**Head Coach** Bobby Muuss

**Career Record** 127-63-31

**Year at School** Third Season

#### VIRGINIA

**Head Coach** George Gelnovatch

**Career Record** 307-124-53

**Year at School** 22nd Season

#### SERIES AT A GLANCE

**All-time Series:** UVA, 36-12-7

**Last Meeting:** 9/10/16 (L, 0-1) | **First Meeting:** 9/21/80 (W, 3-1)

**Last UVA Win:** 11/12/13 (W, 1-0) | **Last WF Win:** 9/10/16 (L, 0-1)

**Streak:** - WF has won last two matches

**VIRGINIA SOCIAL**  
@UVAMenSoccer  
#wahoowa

#### MATCH NOTES

##### LEADING OFF

- Sunday will be Virginia's 19th trip to the ACC Championship final, the most among any ACC school. The Cavaliers are 10-8-1 in ACC Championship final matches.
- Virginia is seeking its 11th ACC Tournament Title (16th overall), also the most among active ACC schools.
- The Cavaliers last appeared in an ACC Tournament Final in 2013, a 1-0 loss to Maryland in Germantown, Md. The last ACC Title game victory was in 2009, a 1-0 win over NC State preceding the program's sixth National Championship
- As the sixth-seed, Virginia is looking to become the highest seed to win an ACC Championship since Duke won it as a No. 5 in 2005. The Cavaliers were also a six-seed in their last title game appearance in 2013.
- No. 1 Wake Forest will be Virginia's seventh nationally-ranked opponent this season. The Cavaliers are 1-2-3 against teams in the United Soccer Coaches Top 25.
- Virginia is 2-1-2 in its last five games against an opponent ranked No. 1 in the country. The Cavaliers haven't squared off against a top-ranked opponent since 2014, a 1-0 win over then-No. 1 Notre Dame in the third round of the NCAA Tournament.

##### SERIES HISTORY

- The meeting with Wake Forest will be the 46th all-time and 17th in the ACC Tournament. The Cavaliers are unbeaten, 13-0-4 in the ACC Tournament against the Demon Deacons.
- UVA leads the overall series against Wake Forest, 36-12-7.
- Virginia and Wake Forest have met only once in the ACC Tournament final, a 3-1 Cavalier victory in 1991.
- The two teams did not meet in the 2017 regular season and last played in the 2016 regular season, a 1-0 Wake Forest victory in Winston-Salem, N.C.

##### UVA IN ACC TOURNAMENT

- Virginia has outscored opponents 6-1 in three games in the 2017 ACC Tournament and has recorded a pair of shutouts.
- The goal by Notre Dame early in the second half of Wednesday night's semifinal was the first by a Cavalier opponent in 248 minutes of ACC Tournament action.
- Redshirt senior Pablo Aguilar is responsible for five points (2g, 1a) in three ACC Tournament games. For his career, he has four goals and two assists in 15 postseason games.
- Five different Cavaliers have scored a goal for the Cavaliers this postseason.

##### SEMIFINAL RESILIENCE

- It took less than five minutes for Virginia to break a 1-1 second half tie in a 2-1 victory over Notre Dame.
- ACC All-Freshman team selection, Joe Bell punched in a cross from the end line by Edward Opoku for the eventual game-winner in the 54th minute. It was Bell's second goal of the season and the 20th point of the year by Opoku.
- Virginia took a 1-0 lead into the halftime break thanks to the first career goal by Robin Afamefuna. He took an Aguilar lead pass and beat the keeper to the near post for the opening score.
- Goalkeeper Jeff Caldwell made a diving, fingertip save in the 81st minute to preserve the 2-1 lead. The shot was Notre Dame's only attempt in the final 37 minutes of action.

##### VIRGINIA OFFENSE

- With Afamefuna's goal, Virginia now has 11 different players who have found the back of the net this year. A total of 14 players on the roster have recorded a point.
- Virginia improved to 8-1-1 when scoring first and have tallied 21 of its 34 goals in the second half or later.

#### 2017 SCHEDULE/RESULTS

**Overall:** 12-3-4 | **ACC:** 3-2-3

**Home:** 11-2-1 | **Away:** 1-1-3 | **Neutral:** 0-0

**Streak:** W-1

DATE	OPPONENT	TIME/RESULT
Fri. 8/25	VILLANOVA	W, 3-2 (20T)
Thu. 8/31	HOFSTRA	W, 4-0
Mon. 9/4	UNCW	W, 2-1 (OT)
Fri. 9/8	#7 SYRACUSE*	T, 2-2 (20T)
Tue. 9/12	MARQUETTE	W, 2-0
Fri. 9/15	at Virginia Tech*	W, 2-1
Fri. 9/22	#7 NORTH CAROLINA*	L, 1-2 (OT)
Mon. 9/25	DAVIDSON	W, 2-1
Fri. 9/29	at #7 Notre Dame*	T, 1-1 (20T)
Mon. 10/2	PORTLAND	W, 2-1 (OT)
Fri. 10/6	BOSTON COLLEGE*	W, 1-0
Tue. 10/10	LEHIGH	W, 4-2
Fri. 10/13	at N.C. State*	T, 0-0 (20T)
Tue. 10/17	RADFORD	L, 0-1
Fri. 10/20	PITTSBURGH*	W, 2-1 (OT)
Fri. 10/27	at #18 Duke*	L, 0-1
Wed. 11/1	BOSTON COLLEGE #	W, 4-0
Sun. 11/5	at #6 Louisville (ACC Quarterfinal)	T, 0-0 (20T) 4-3 PKs
Wed. 11/8	#13 Notre Dame (ACC Semifinal)	W, 2-1
Sun. 11/12	Wake Forest (ACC Final) \$	Noon
Thu. 11/16	NCAA 1st Round	TBA
Sun. 11/19	NCAA 2nd Round	TBA
Sat. 11/25-26	NCAA 3rd Round	TBA
Fri. 12/1-2	NCAA Quarterfinal	TBA
Fri. 12/8	College Cup Semifinal (Chester, Pa.)	TBA
Sun. 12/10	College Cup Final (Chester, Pa.)	TBA

Home matches in **BOLD CAPS**

\*denotes ACC matches | # ACC Tournament | \$ Charleston, S.C.

#### Record When

Overtime:	4-1-4
Leading at half:	7-0-1
Trailing at half:	2-0-1
Tied at half:	3-3-2
Scoring First:	8-1-1

#### Virginia Leaders

##### GOALS

Edward Opoku	8
Pablo Aguilar	7
Sergi Nus	6
Jean-Christophe Koffi	3

##### ASSISTS

Jean-Christophe Koffi	4
Pablo Aguilar	4
Edward Opoku	4
Nathaniel Crofts Jr.	2

##### POINTS

Edward Opoku	20
Pablo Aguilar	18
Sergi Nus	13
Jean-Christophe Koffi	10

##### SAVES

Jeff Caldwell	45
---------------	----

##### MINUTES PLAYED

Sergi Nus	1,807
Pablo Aguilar	1,795
Jean-Christophe Koffi	1,776
Sheldon Sullivan	1,734

# 2017 ROSTER / BREAKDOWN

No.	Name	Pos.	Cl.	Ht.	Wt.	Hometown	Previous School	Club
0	Connor Jones	GK	Fr.	6-0	195	Clifton, Va.	Montverde Academy	SIMA
1	Jeff Caldwell	GK	Sr.	6-3	187	Todd, N.C.	Watauga	NC Fusion
2	Sergi Nus	D	Jr.	6-2	180	Barcelona, Spain	Fresno Pacific Univ.	Fresno Fuego FC
3	Fabrice Shema	D/M	R-Jr.	5-10	151	Louisville, Ky.	Waggener	River City Rovers
4	Nate Odusote	D/F	Sr.	6-4	189	North Haledon, N.J.	Hawthorne Christian	NY Red Bulls Academy
5	Henry Kessler	D	Fr.	6-4	180	New York, N.Y.	Bard High School Early College	Beachside
6	Hayes Fountain	M/D	R-Sr.	5-11	181	Charlottesville, Va.	Western Albemarle	
7	Bay Kurtz	M/D	Sr.	5-11	171	Crown Point, Ind.	Liberty University	Chicago Fire Academy
8	Pablo Aguilar	M	R-Sr.	5-7	150	Guatemala City, Guatemala	IMG Academy	IMG Academy
9	Kennedy Nwabia	F	Jr.	6-2	210	Owerri, Nigeria	University of Dayton	-
11	Edward Opoku	F	Jr.	5-7	148	Millbrook, N.Y.	Millbrook School	-
12	Joe Bell	M	Fr.	6-0	178	Wanaka, New Zealand	Scot's College (New Zealand)	Wellington Phoenix
13	Prosper Figbe	D	Jr.	6-2	190	Ilorin, Nigeria	USF	Black Rock FC
15	Daniel Barir	M	Jr.	5-9	140	Copenhagen, Denmark	FC Copenhagen Sch. of Excellence	B93 U19
16	Liam Jenkins	M/D	R-Jr.	6-3	188	Henrico, Va.	Mills Godwin	Richmond Strikers
17	Simeon Okoro	F	Jr.	5-10	160	Weston, Conn.	Weston	Everton FC Westchester
18	Colin Shutler	GK	R-Fr.	6-1	180	Broadlands, Va.	Briar Woods	Loudoun FC
19	Nathaniel Crofts Jr.	F	Fr.	5-6	137	Sheffield, England	Chaucer School	Sheffield United FC
20	Ryan Peterson	M	So.	6-0	162	Sydney, Australia	Macquarie University (Australia)	Central Coast Mariners
21	Aaron James	M	R-Fr.	6-0	150	Amherst, Mass.	Williston Northampton	New England Revolution Acad.
22	Jean-Christophe Koffi	M	Jr.	5-9	175	Potomac, Md.	Walt Whitman	DC United Academy
23	Justin Ingram	M	Fr.	5-7	155	Indianapolis, Ind.	Pike	Indiana Fire Academy
24	Jerren Nixon Jr.	F	So.	6-5	195	Atlanta, Ga.	YSC Academy	Philadelphia Union Acad.
25	Max Diamond	D/M	R-Fr.	6-3	180	Hopedale, Mass.	Advanced Math and Science Acad.	New England Revolution Acad.
26	Raheem Taylor-Parkes	F/M	So.	5-8	160	Tampa, Fla.	YSC Academy	Philadelphia Union Acad.
27	Leon Maric	F	So.	6-5	195	Gilbertsville, Pa.	Boyertown	FC Delco
30	Robin Afamefuna	D/M	So.	5-10	180	Wuerselen, Germany	Wuerselen Gymnasium	Borussia Mönchengladbach
31	Sheldon Sullivan	D	R-Sr.	5-9	170	Stafford, Va.	North Stafford	-
32	Julian Cummings	M	R-Jr.	5-9	165	Fredericksburg, Va.	Stafford	DC United Academy
33	Ahdan Tait	F	Fr.	5-8	154	Bridgeport, Conn.	Fairchild Wheeler	Beachside SC
34	Irakoze Donasiyano	F	Fr.	5-9	153	Roanoke, Va.	Patrick Henry	Roanoke Star SC
35	Brad Kurtz	M	Fr.	5-8	155	Crown Point, Ind.	Crown Point	Indiana Fire Academy
36	Spencer Patton	D	Fr.	5-10	165	Morrisville, Pa.	La Salle College High School	Match Fit Academy
37	Beau Bradley	M	Fr.	5-9	160	Manasquan, N.J.	Manasquan	Black Rock FC

**Head Coach:** George Gelnovatch (Virginia '87), 22nd season  
**Associate Head Coach:** Matt Chulis (Virginia '05), 12th season  
**Associate Head Coach:** Terry Boss (Tulsa '04), fourth season

**Operations Assistant:** A.J. Barnold (Muhlenberg, '09), third season  
**Athletic Trainer:** Jeff Boyer

**UNIVERSITY OF VIRGINIA QUICK FACTS**

Location..... Charlottesville, Va.  
 Founded .....1819 by Thomas Jefferson  
 Enrollment .....21,800 (Undergraduate 14,898)  
 President ..... Teresa A. Sullivan  
 Athletics Director ..... Craig Littlepage  
 Faculty Athletics Rep ... Carolyn M. Callahan  
 Nicknames .....Cavaliers, Wahoons, 'Hoos  
 Mascot ..... Cavalier  
 Colors ..... Orange and Blue  
 Song ..... Good Old Song  
 Affiliations..... NCAA, Division I  
 Atlantic Coast Conference (Coastal Division)

**KLÖCKNER STADIUM**

First Year of Operation .....1992  
 Largest Crowd:.. 7,906 (9/28/07 vs. VT)  
 UVA Record: ..... 276-54-25 (.813)  
 NCAA Tournament Record: 36-11-2 (.755)  
 First Match (exh.): ..8/30/92, vs. Santa Clara  
 First Regulation Match: 9/5/92 vs. Penn State  
 First Night Match: ..9/13/95 vs. VT (W, 7-1)

**PROGRAM INFORMATION**

First Year .....1941  
 All-Time Record ..... 760-346-122  
 All-Time ACC Record .....188-137-49  
 NCAA Appearances/Last ..... 38/2016  
 2016 Record .....11-4-5  
 2016 ACC Record/Finish .....3-2-3  
 T2nd Coastal  
 2016 Postseason..... NCAA 3rd Round  
 Letterwinners Returning/Lost..... 21/11  
 Newcomers... 15 (11 freshmen, 4 transfer)

**ALPHABETICAL**

No.	Name	Pos.
30	Afamefuna, Robin	D/M
8	Aguilar, Pablo	M
15	Barir, Daniel	M
12	Bell, Joe	M
37	Bradley, Beau	M
1	Caldwell, Jeff	GK
19	Crofts Jr., Nathaniel	F
32	Cummings, Julian	M/D
25	Diamond, Max	M
34	Donasiyano, Irakoze	F
13	Figbe, Prosper	D
6	Fountain, Hayes	M/D
23	Ingram, Justin	M
21	James, Aaron	M
16	Jenkins, Liam	M/D
0	Jones, Connor	GK
5	Kessler, Henry	D
22	Koffi, Jean-Christophe	M
7	Kurtz, Bay	M/F
35	Kurtz, Brad	M
27	Maric, Leon	F
24	Nixon Jr., Jerren	F
2	Nus, Sergi	D
9	Nwabia, Kennedy	F
4	Odusote, Nate	D
17	Okoro, Simeon	F
11	Opoku, Edward	F
36	Patton, Spencer	D
20	Peterson, Ryan	M/F
3	Shema, Fabrice	D
18	Shutler, Colin	GK
31	Sullivan, Sheldon	D
33	Tait, Ahdan	F
26	Taylor-Parkes, Raheem	F/M

**PRONUNCIATIONS**

**Players**

Afamefuna  
 .....uh-FAH-may-FOO-nuh  
 Aguilar .....AG-yuh-lar  
 Barir .....Buh-REER  
 Jean-Christophe Koffi  
 .....zhaun CHRIS-toff KOE-fee  
 Donasiyano .....Do-nas-ee-ah-no  
 Maric..... MARE-itch  
 Nus..... Nooss  
 Odusote ..... Oh-duh-SOE-tay  
 Okoro..... oh-KORE-oh  
 Opoku..... oh-POE-koo  
 Shema..... SHE-muh  
 Shutler ..... SHUT-ler

**Coaches**

Chulis ..... CHOO-liss  
 Gelnovatch.....GELL-no-vatch  
 ..... (hard G, rhymes with bell)

**BREAKDOWN BY CLASS**

True Freshman .....10  
 Sophomore .....8  
 Junior .....10  
 Senior.....6

**BREAKDOWN BY STATE**

Connecticut.....2  
 Georgia.....1  
 Florida .....1  
 Indiana .....3  
 Kentucky.....1  
 New Jersey .....2  
 New York .....2  
 North Carolina .....1  
 Maryland.....1  
 Massachusetts .....2  
 Pennsylvania .....2  
 Virginia .....7

**BREAKDOWN BY COUNTRY**

Australia.....1  
 Bosnia & Herzegovina .....1  
 Canada .....1  
 Denmark .....1  
 England.....2  
 Germany .....1  
 Ghana.....1  
 Guatemala.....1  
 Ivory Coast.....1  
 New Zealand .....1  
 Nigeria .....2  
 Rwanda .....1  
 Spain .....1  
 Tanzania .....1  
 Trinidad & Tobago.....1  
 United States .....18

\*List compiled of players' birth-places

# NOTES CONTINUED

## INSIDE THE NUMBERS

- Virginia is 42-18-10 all-time in the ACC Tournament, the most wins by any current or former league members.
- The neutral site contest for Virginia will be the first since the 2014 National Championship game against UCLA in Cary, N.C. The Cavaliers have played just five games away from Klöckner Stadium in 2017.
- Caldwell enters the match with 1,822 minutes played this season the fourth most by any goalkeeper in the country.
- Virginia enters the contest with 34 goals, the 22nd most in the nation and the fourth most in the ACC.
- The Cavaliers enter the contest with 12 wins, the most before entering the NCAA Tournament since 2009 when they posted 13 before making their National Championship run.
- Virginia has played in nine overtime contests this year, including a 0-0 draw in the ACC Quarterfinal at Louisville, one shy of matching a school record established in 2009. The Cavaliers are 4-1-4 in extra time games in 2017.
- In each of George Gelnovatch's 22 seasons as head coach, Virginia recorded double-digit wins. The Cavaliers have qualified for the NCAA Tournament each of the last 36 seasons, the longest streak in the NCAA.

## CAREER NOTES

- Caldwell will start in his 60th game in goal for Virginia and move into a tie with David Comfort (1999-02) for the third most in UVA history.
- Caldwell is also eight saves shy of fourth place on UVA's all-time saves list, also occupied by Comfort.
- Pablo Aguilar and Edward Opoku each have 16 career goals, the most among active Cavaliers.

## SEASON NOTES

### GELNOVATCH CAREER MILESTONES

Head Coach George Gelnovatch became Virginia's all-time leader in wins registering his 296 in a season-opening, 3-2 overtime win over Villanova. He passed his predecessor and former USMNT coach Bruce Arena. Against rival Virginia Tech on Sept. 15, Gelnovatch reached career win No. 300 becoming

### HOME UNBEATEN STREAK ENDS

Virginia had its 21-game unbeaten streak at Klöckner Stadium halted in a 2-1 overtime loss to UNC on Sept. 22. The Cavaliers went unblemished at home in 2016 (9-0-4).

### MOST PKS IN A SEASON (SINCE 2000)

7 - 2007  
7 - 2008  
5 - 2017  
5 - 2013  
5 - 2011

### SHOOTOUT RECORD

ACC Tournament - 6-2 (1-0 in 2017)  
NCAA Tournament - 6-2

### MONSTER HALVES

The Cavaliers have scored four goals in a single half, twice this season, four in the second half vs. Lehigh (Oct. 10) and four in the first half against Boston College (Nov. 1). Prior to this season Virginia hadn't scored four goals in a half since Sept. 11, 2012.

### LINEUP CONTINUITY

Sergi Nus and Jean-Christophe Koffi played every minute in 14-consecutive games beginning with a 2-1 win over UNCW on Sept. 4. Pablo Aguilar has missed just three minutes of action since Virginia's third game of the season.

Prior to being taken out in the 4-0 win over Boston College in the ACC First Round, goalkeeper Jeff Caldwell had played every minute of Virginia's previous 54 games.

### EARLY OFFENSIVE SPARK

Scored 15 goals in the first six games of the year, the most since scoring 18 through the first six of the 200 season.

### THE TURNING POINT

After needing just a tie in the regular season finale against Duke to earn a first round bye in the ACC Tournament, the Cavaliers surrendered a goal in the 77th minute and suffered a 1-0 road loss, its second setback in four games. The Cavalier offense had been held without a goal in three of those four games and been shutout in back-to-back games for the first time since 2012.

### CLOSE CALLS

Not including four ties, 11 of the Cavaliers' 19 games have been decided by one goal. All three Virginia losses this season have been by one goal.

### RESULTS AGAINST RANKED FOES

No. 7 Syracuse T, 2-2 (2OT)  
No. 7 North Carolina L, 1-2 (OT)  
No. 7 Notre Dame T, 1-1 (2OT)  
No. 18 Duke L, 1-0  
No. 6 Louisville T, 0-0 (2OT)

## VIRGINIA IN THE POLLS

	US	TDS	SA
Preseason	13	14	8
Week 1 (8/29)	12	12	8
Week 2 (9/5)	11	8	6
Week 3 (9/12)	12	4	5
Week 4 (9/19)	9	5	5
Week 5 (9/26)	10	6	8
Week 6 (10/3)	11	5	7
Week 7 (10/10)	10	5	6
Week 8 (10/17)	10	5	6
Week 9 (10/24)	13	11	10
Week 10 (10/31)	16	9	18
Week 11 (11/7)	17	12	11
Week 12 (11/14)			

US - United Soccer Coaches

TDS - TopDrawerSoccer.com

SA - Soccer America

## NCAA RPI RANKINGS

10/1	4
10/8	6
10/15	10
10/22	9
10/29	11
11/6	11

## 2017 AWARDS

### jean-Christophe Koffi

-2017 First Team All-ACC

### jeff Caldwell

-2017 Second Team All-ACC

### Pablo Aguilar

-2017 Second Team All-ACC

### Sergi Nus

-ACC Defensive Player of the Week (10/9)

-College Soccer News Team of the Week

(10/9)

-2017 Third Team All-ACC

### Edward Opoku

-ACC Offensive Player of the Week (9/18)

-MAC Hermann Award Watch list (Preseason)

-Second Team All-ACC

### Joe Bell

-2017 ACC All-Freshman Team

# NOTES CONTINUED

## ALL-ACC SUMMARY

Koffi, a Second Team All-ACC selection in 2016, was the lone Virginia representative on the 11-player first team. The veteran midfielder has a career-high, 10 points (3g, 4a) in 18 games played this season. He has scored two game-winning goals this year including an overtime strike against Pittsburgh on Oct. 20.

The trio of Pablo Aguilar (Guatemala City, Guatemala), Jeff Caldwell (Todd, N.C.) and Edward Opoku (Millbrook, N.Y.) each were listed on the second team while junior Sergi Nus (Barcelona, Spain) was recognized on the third team for the second-straight year. First year midfielder Joe Bell (Wanaka, New Zealand) earned a spot on the ACC All-Freshman team.

North Carolina, Virginia and Wake Forest each had five representatives between the first, second and third teams, tied for the most among the 12 ACC schools. Caldwell and Opoku were two of five players to earn All-ACC honors for a third time.

Opoku leads the Cavaliers with eight goals, including three game-winners. An All-American last season and listed on the preseason MAC Hermann Award watch list, Opoku earned second team All-ACC honors in 2016 and was on the Third Team in 2015 as a freshman. The forward's 16 career goals are tied with Aguilar for the most among active Cavaliers.

Caldwell, Sunday afternoon's shootout hero, was listed on the Second Team for the second-straight year. He has started each of the team's 18 games this season and boasts a goals against average of 0.83, the fourth lowest in the league. He has recorded five shutouts in 2017 and his 22 career shutouts are the fourth most in program history.

Aguilar, the team's second leading scorer with seven, has started every match for the Cavaliers this season. His 1,705 minutes played are the second most on the team. In Virginia's first round matchup against Boston College on Nov. 1, Aguilar registered his first career multi-goal game with two first-half scores. In a stretch from Sept. 22-29, Aguilar either scored or recorded an assist in four-straight games.

From his center back position, Nus has produced six goals and an assist, both career bests. He has been the team's go to on penalty kicks, converting all four of his attempts. The junior has started in all 18 games and leads the team in minutes with 1,717. He played every minute of 14-consecutive games beginning with UNCW on Sept. 4, a stretch that included seven overtime contests.

In his first season on grounds, Bell has been a consistent presence in the Cavalier midfield, starting all 18 games. He scored his first collegiate goal against No. 7 North Carolina on Sept. 22. and recorded an assist in a 2-1 win over UNCW on Sept. 4. In the ACC quarterfinal at No. 6 Louisville, Bell converted his PK attempt in the 4-3 shootout win.

# CAREER HIGHS/SUMMARIES

Player	Goals	Assists	Points	Last Goal	Season Career	
					Goals	Goals
#2 - Sergi Nus	1, nine times	1 vs. BC (11/1/17)	2, six times	vs. Lehigh (10/10/17)	6	9
#3 - Fabrice Shema	n/a	n/a	n/a	n/a	0	0
#4 - Nate Odusote	n/a	n/a	n/a	n/a	0	0
#5 - Henry Kessler	n/a	n/a	n/a	n/a	0	0
#6 - Hayes Fountain	n/a	n/a	n/a	n/a	0	0
#7 - Bay Kurtz	n/a	n/a	n/a	n/a	0	0
#8 - Pablo Aguilar	2, vs. BC (11/1/17)	1, eight times	3, vs. Hofstra (8/31/17)	vs. BC (11/1/17)	7	16
#9 - Kennedy Nwabia	2, vs. Fordham (10/5/16)*	1, two times	4, vs. Fordham (10/5/16)*	at VCU (11/5/16)*	0	8
#11 - Edward Opoku	2, at Va. Tech (9/15/17)	2, vs. Hofstra (8/31/17)	4, two times	vs. BC (11/1/17)	8	16
#12 - Joe Bell	1, two times	1, vs. UNCW (9/4/17)	2, vs. UNC (9/22/17)	vs. Notre Dame (11/8/17)	2	2
#13 - Prosper Figbe	1, vs. BC (11/22/15)*	2, vs. Tulsa (10/6/16)*	2, two times	vs. BC (11/22/15)*	0	0
#15 - Daniel Barir	1, vs. Hofstra (8/31/17)	2, vs. VCU (9/14/16)	2, two times	vs. Hofstra (8/31/17)	1	1
#16 - Liam Jenkins	n/a	n/a	n/a	n/a	0	0
#17 - Simeon Okoro	1, vs. Portland (10/5/15)	n/a	2, vs. Portland (10/5/15)	vs. Portland (10/5/15)	0	1
#19 - Nathaniel Crofts Jr.	n/a	1, two times	1, at Notre Dame (9/29/17)	n/a	0	0
#20 - Ryan Peterson	1, vs. Lehigh (10/10/17)	1, at Va. Tech (9/15/17)	2, vs. Lehigh (10/10/17)	vs. Lehigh (10/10/17)	1	1
#21 - Aaron James	n/a	n/a	n/a	n/a	0	0
#22 - Jean-Christophe Koffi	1, six times	1, six times	3, vs. Syracuse (9/8/17)	vs. Pitt (10/20/17)	3	6
#23 - Justin Ingram	n/a	n/a	n/a	n/a	0	0
#24 - Jerren Nixon Jr.	n/a	1, vs. Lehigh (10/10/17)	n/a	n/a	0	0
#25 - Max Diamond	n/a	n/a	n/a	n/a	0	0
#26 - Raheem Taylor-Parkes	1, two times	1, three times	2, vs. Marquette (9/12/17)	vs. Pitt, 10/20/17	2	2
#27 - Leon Maric	1, vs. Xavier (9/2/16)	n/a	2, vs. Xavier (9/2/16)	vs. Xavier (9/2/16)	0	1
#30 - Robin Afamefuna	1, vs. Notre Dame (11/8/17)	1, vs. Portland (10/2/17)	n/a	vs. Notre Dame (11/8/17)	1	1
#31 - Sheldon Sullivan	n/a	1, three times	1, three times	n/a	0	0
#32 - Julian Cummings	1, vs. Hofstra (8/31/17)	1, two times	3, vs. Hofstra (8/31/17)	vs. Hofstra (8/31/17)	1	1
#33 - Ahdan Tait	n/a	n/a	n/a	n/a	0	0
#34 - Irakoze Donasiyano	n/a	n/a	n/a	n/a	0	0
#35 - Brad Kurtz	n/a	n/a	n/a	n/a	0	0
#36 - Spencer Patton	n/a	n/a	n/a	n/a	0	0
#37 - Beau Bradley	n/a	n/a	n/a	n/a	0	0

\*Done at previous school

Goalkeepers	Saves	Career Shutouts
#0 - Connor Jones	n/a	0
#1 - Jeff Caldwell	7, four times	22
#18 - Colin Shutler	n/a	0

## RECORD CHASING

### CAREER SAVES

1. Ryan Burke (2003-06)	256
2. Jeff Causey (1990-93)	249
3. Bill Wallace (1978-81)	222
4. David Comfort (1999-02)	193
<b>5. Jeff Caldwell (2014-)</b>	<b>185</b>
6. Brock Yetso (1995-98)	151

### CAREER GAMES PLAYED

1. Ryan Burke (2003-06)	80
2. Jeff Causey (1990-93)	77
3. David Comfort (1999-02)	60
<b>4. Jeff Caldwell (2014-)</b>	<b>59</b>
5. Brock Yetso (1995-98)	53
Bob Willen (1984-87)	53

### CAREER SOLO SHUTOUTS

1. Ryan Burke (2003-06)	28
2. Jeff Causey (1990-93)	27
3. Bob Willen (1984-87)	23
<b>4. Jeff Caldwell (2014-)</b>	<b>22</b>
5. David Comfort (1999-02)	19

### CAREER GOALS AGAINST AVG

1. Tony Meola (1988-89)	0.34
2. Bob Willen (1984-87)	0.40
3. Keith Lenert (1982-85)	0.72
4. Steve Baer (1981-84)	0.72
5. Jeff Causey (1990-93)	0.78
6. Brock Yetso (1995-98)	0.86
<b>7. Jeff Caldwell (2014-)</b>	<b>0.87</b>

### CAREER GOALIE MINUTES PLAYED

1. Ryan Burke (2003-06)	7,357
2. Jeff Causey (1990-93)	7,050
<b>3. Jeff Caldwell (2014-)</b>	<b>5,615</b>
4. David Comfort (1999-02)	5,442
5. Brock Yetso (1995-98)	4,492



# HEAD COACH GEORGE GELNOVATCH



George Gelnovatch is in the midst of his 22nd season as the head coach of the Virginia men's soccer program. The longest tenured head coach in program history, Gelnovatch has led the Cavaliers to a pair of national championships in 2009 and 2014 as well as five NCAA College Cup appearances and 21-consecutive berths in the NCAA tournament.

Gelnovatch entered the 2017 season tied with his former UVA mentor and current U.S. Men's National Team Head Coach Bruce Arena for the program record in wins with 295.

A former Cavalier soccer All-American and assistant coach, Gelnovatch has guided Virginia to four ACC tournament titles, two regular-season ACC championships and a record of 295-121-49 (.687) during his tenure as UVA head coach. Over the course

of his 28 years as an assistant and head coach at Virginia, he has been a part of all seven of the Cavaliers' national championships.

Gelnovatch is the first coach in NCAA Division I men's soccer history to lead 20 straight teams to the NCAA tournament. He is one of just eight coaches in the Division I men's soccer annals to take 20 teams to the tournament and one of only four active coaches to do so.

Gelnovatch ranks as the 10th-winningest active head coach in Division I college soccer, with a .687 career winning percentage. He stands 20th in career wins among current head coaches. Among Division I coaches all-time, he ranks 37th in career winning percentage and 50th in wins. These figures are even more striking when considering Gelnovatch's teams play one of the nation's toughest schedules on a yearly basis.

Virginia has won at least 15 games in a season nine times under Gelnovatch, including 2009 when the team recorded 19 victories en route to the conference and national championships.

Gelnovatch has developed a number of Major League Soccer players during his UVA tenure, with 23 players going in MLS drafts and nine in the MLS Supplemental Draft, while five signed Project-40/Generation Adidas contracts and Jordan Allen (2014), Derrick Etienne (2015) and Scott Thomsen (2015) each signed MLS Homegrown contracts. Jason Moore (1999) and Alecko Eskandarian (2003) were selected No. 1 in the MLS Draft, as 10 Cavaliers have been picked in the first round of the various MLS drafts.

Gelnovatch was named the 10th coach of the Virginia program on Jan. 3, 1996, after Bruce Arena announced he would end his 18-year career at the helm of UVA soccer to become head coach and assistant general manager of Major League Soccer's D.C. United.

## Gelnovatch's Last 10 vs. Wake Forest (4-3-3)

9/10/16	L, 0-1	Winston-Salem, N.C.
10/24/14	L, 1-2	Charlottesville, Va.
11/12/13	W, 1-0	Winston-Salem, N.C. (ACCT)
9/13/13	L, 2-3	Winston-Salem, N.C.
11/6/12	T, 2-2 (2OT)	Winston-Salem, N.C. (ACCT)
10/12/12	L, 1-4	Charlottesville, Va.
11/8/11	W, 4-3 (2OT)	Charlottesville, Va.
10/14/11	L, 3-4	Winston-Salem, Va.
11/10/10	W, 1-0	Cary, N.C. (ACCT)
9/18/10	L, 0-1	Charlottesville, Va.

## COACHING ALL-TIME AT VIRGINIA

Coach	Years	W	L	T	Pct.
Lawrence Ludwig (1941-50)	7	19	38	6	.349
Hugh Moomaw (1951-53)	3	10	11	5	.481
Wilson Fewster (1954)	1	2	4	2	.375
Robert Sandell (1955-57)	3	14	10	3	.574
Eugene Corrigan (1958-65)	8	39	35	7	.525
Gordon Burriss (1966-70)	5	24	27	4	.473
Jim Stephens (1971-73)	3	21	15	4	.575
Larry Gross (1974-77)	4	30	24	6	.550
Bruce Arena (1978-95)	18	295	59	31	.806
<b>George Gelnovatch (1996-present)</b>	<b>22</b>	<b>307</b>	<b>124</b>	<b>53</b>	<b>.689</b>

## GELNOVATCH'S UVA COACHING YEARS

- 2009 and 2014 National Championships
- Five NCAA College Cup appearances (1997, 2006, 2009, 2013, 2014)
- Seven NCAA quarterfinal appearances
- 21 consecutive NCAA tournament appearances (a first in NCAA men's soccer history)
- 36 consecutive program NCAA tournament appearances (longest active streak in the country)
- Four ACC tournament titles
- Two ACC regular-season titles
- 11 ACC tournament championship appearances
- Twice named ACC Coach of the Year (1996, 2001)
- Two National Players of the Year
- **45 players that have gone on to play professional soccer**

## GELNOVATCH'S INTERNATIONAL COACHING YEARS

- 1999-2003: Head Coach USA Under-18 National Team
- 1999-2002: Assistant Coach full USA National Team
- 2002: World Cup (South Korea) Quarterfinalists
- Assistant Coach USA Full National Team at Confederation Cup
- Assistant Coach USA Full National Team at Gold Cup

## GELNOVATCH AS HIGH SCHOOL AND COLLEGE PLAYER

- First Team All-American out of Wall High School (N.J.) 1983
- Under-20 US National Team 1983
- First Team All-American at the University of Virginia
- 1987: Finished 3rd in voting for National Player of the year
- Full National Team Spring of 1987

## GELNOVATCH AS PROFESSIONAL PLAYER

- MISL Minnesota Strikers, 1987-88
- American Soccer League (ASL) NJ Eagles
- American Professional Soccer League (APSL) Penn Jersey Spirit
- American Professional Soccer League (APSL) Baltimore Bay
- A League appearance, 1996
- MLS appearance, 1996

## GELNOVATCH CAREER COACHING RECORD

Year	Overall	ACC	ACC Finish	NCAA Tournament
1996	16-3-3	4-0-2	Runner-Up	1st Round
1997	19-4-3	3-1-2	Champions	NCAA Runner-Up
1998	16-4-3	4-1-1	Semifinals	Quarterfinals
1999	14-9-1	1-4-1	Runner-Up	2nd Round
2000	17-6-1	5-1-0	Runner-Up	Quarterfinals
2001	17-2-1	6-0-0	Runner-Up	2nd Round
2002	15-7-0	3-3-0	Runner-Up	2nd Round
2003	11-10-2	3-3-0	Champions	3rd Round
2004	18-5-1	4-3-0	Champions	Quarterfinals
2005	12-5-3	6-2-0	Quarterfinals	3rd Round
2006	17-4-1	5-3-0	Semifinals	NCAA Semifinals
2007	12-8-2	1-5-2	Quarterfinals	2nd Round
2008	11-9-1	4-4-0	Runner-Up	2nd Round
2009	19-3-3	4-3-1	Champions	NCAA Champions
2010	11-6-3	2-4-2	Semifinals	1st Round
2011	12-8-1	4-3-1	Semifinals	1st Round
2012	10-7-4	3-4-1	Semifinals	2nd Round
2013	13-6-5	4-3-4	Runner-Up	NCAA Semifinals
2014	14-6-3	3-3-2	Quarterfinals	NCAA Champions
2015	10-5-3	4-2-2	Quarterfinals	2nd Round
2016	11-4-5	3-2-3	Quarterfinals	3rd Round
2017	12-3-4	3-2-3	--	--

**Career 307-124-53 79-56-27**



Gelnovatch became Virginia's all-time leader in wins, surpassing his predecessor Bruce Arena, with his 296th career victory in a 3-2 overtime win over Villanova on Aug. 25, 2017.

# ACC TOURNAMENT HISTORY

## 15 ACC CHAMPIONSHIPS

1969	1988	1995
1970	1991	1997
1983	1992	2003
1984	1993	2004
1986	1994	2009



**Ben Olsen**  
1997 ACC Tournament MVP



**Jeremy Barlow**  
2004 ACC Tournament MVP



**Diego Restrepo**  
2009 ACC Tournament MVP

Year	Opponent	Score	Site	Rd	UVA Scorers
1987	North Carolina	L, 0-3	N1	SF	none
1988	N.C. State	T, 0-0 (2ot)	N2	SF	none <sup>1</sup>
	North Carolina	W, 2-1	N2	F	Fallon, Yorks
1989	Duke	L, 0-1	A	SF	none
1990	North Carolina	W, 3-0	N1	QF	Brannan, Crawley, Kelderman
	Wake Forest	T, 0-0 (2ot)	N1	SF	none <sup>1</sup>
	N.C. State	L, 1-2	N1	F	Crawley
1991	North Carolina	W, 1-0	A	SF	Bates
	Wake Forest	W, 3-1	N3	F	Reyna, Champ, Crawley
1992	North Carolina	W, 2-0	A	SF	Silvera, Friends
	Clemson	W, 4-2	N3	F	own goal, Bates, Imler, Friends
1993	Wake Forest	W, 4-0	N3	QF	Friends 2, Fisher, Wood
	Duke	W, 1-0	N3	SF	Bates
	Clemson	W, 2-1	N3	F	Reyna, Friends
1994	Wake Forest	W, 2-0	N2	QF	Friends, Wood
	Clemson	T, 2-2 (2ot)	A	SF	Friends, Silvera No.
	Duke	W, 1-0	N2	F	Fisher
1995	Duke	W, 4-1	A	SF	Feary, Shapowal, Walsh, Prisco
	Clemson	W, 1-0	N1	F	Walsh
1996	Duke	W, 3-2 (2ot)	H	SF	Walsh 2, Leonard
	Maryland	L, 0-2	H	F	none
1997	North Carolina	W, 4-0	N4	QF	Leonard, Olsen, West, Albright
	Wake Forest	W, 2-1	N4	SF	Albright, Olsen
	Maryland	W, 2-0	N4	F	Olsen 2
1998	N.C. State	W, 4-0 (ot)	N5	QF	Green, Albright, Trout, Bush
	Duke	L, 1-3 (ot)	N5	SF	Bush
1999	Maryland	W, 2-0	N5	QF	Trout, Barnes
	Wake Forest	W, 2-1	N5	SF	Trout 2
	Duke	L, 1-2 (3ot)	N5	F	Martino
2000	N.C. State	W, 1-0	N5	QF	own goal
	Duke	W, 3-0	N5	SF	Cole, Gibbs 2
	North Carolina	L, 0-1 (ot)	N5	F	none
2001	Wake Forest	W, 1-0 (ot)	N2	SF	Martino
	Clemson	L, 0-1	N2	F	none
2002	Duke	W, 4-1	N6	QF	Kelly, Gibbs, Eskandarian 2
	Wake Forest	W, 1-0	N6	SF	own goal
	Maryland	L, 0-3	N6	F	none
2003	Clemson	T, 0-0	N6	QF	none <sup>2</sup>
	Wake Forest	W, 1-0	N6	SF	own goal
	Maryland	T, 1-1	N6	F	Hartman <sup>3</sup>
2004	Duke	W, 3-1	N6	QF	Hartman, Freeman, Littlefield
	Wake Forest	W, 2-1	N6	SF	Cristman, Littlefield
	Maryland	W, 2-1	N6	F	Cristman, Barlow
2005	Clemson	L, 1-4	N6	QF	Reyering
2006	Clemson	W, 2-0	N7	QF	Reyering, Cristman
	Wake Forest	T, 0-0 (2ot)	N7	SF	none <sup>4</sup>
2007	NC State	W, 4-1	N6	1st	Tierney 2, Villanueva, Mitchell
	Boston College	L, 0-1	N6	QF	none
2008	Duke	W, 4-2	N6	QF	Poole 2, Ownby 2
	Wake Forest	W, 3-2	N6	SF	Villanueva, Neinken, Poole
	Maryland	L, 0-1	N6	F	none
2009	Maryland	W, 1-0	N6	QF	Tchani
	Wake Forest	T, 0-0	N6	SF	none <sup>5</sup>
	NC State	W, 1-0	N6	F	Bates
2010	Wake Forest	W, 1-0	N6	QF	Jumper
	Maryland	L, 0-2	N6	SF	none
2011	Wake Forest	W, 4-3 (2ot)	H	QF	Jumper, Ownby, Span 2
	North Carolina	L, 0-1 (ot)	N6	SF	none
2012	Wake Forest	T, 2-2 (2ot)	A	QF	Carroll, Bird
	North Carolina	T, 0-0 (2ot)	N7	SF	none <sup>6</sup>
2013	Wake Forest	W, 1-0 (ot)	A	QF	Wharton
	Notre Dame	T, 3-3 (2ot)	N7	SF	Wharton, Salandy-Defour, Corriveau <sup>7</sup>
	Maryland	L, 0-1	N7	F	none
2014	Virginia Tech	W, 1-0	H	1st	Wharton
	Notre Dame	L, 0-3	A	QF	none
2015	Notre Dame	L, 0-1	A	QF	none
2016	NC State	W, 1-0	H	1st	Aguilar
	Louisville	L, 0-1	A	QF	none
2017	Boston College	W, 4-0	H	1st	Own, Aguilar 2, Opoku
	Louisville	T, 0-0 (2ot)	A	QF	none <sup>8</sup>
	Notre Dame	W, 2-1	H	SF	Afamefuna, Bell

### All-Time ACC Tournament Record: 42-18-10

<sup>1</sup>Virginia advanced with a 4-2 margin in the penalty kick shootout.

<sup>2</sup>Virginia advanced with a 3-1 margin in the penalty kick shootout

<sup>3</sup>Virginia claimed the ACC title after nine rounds in the penalty kick shootout.

<sup>4</sup>Wake Forest advanced with a 4-3 margin in the penalty kick shootout.

<sup>5</sup>Virginia advanced with a 5-4 margin in the penalty kick shootout.

<sup>6</sup>UNC advanced with a 4-3 margin in the penalty kick shootout

<sup>7</sup>Virginia advanced with a 4-3 margin in the penalty kick shootout

<sup>8</sup>Virginia advanced with a 4-3 margin in the penalty kick shootout

Key to neutral sites: N1—Durham, N.C.; N2—Clemson, S.C.; N3—Chapel Hill, N.C.;

N4—Kissimmee, Fla.; N5—Winston-Salem, N.C.; N6—Cary, N.C.; N7—Germantown, Md.



**2017 Virginia Men's Soccer  
Virginia Combined Team Statistics (as of Nov 08, 2017)  
All games**



<b>RECORD:</b>	<b>OVERALL</b>	<b>HOME</b>	<b>AWAY</b>	<b>NEUTRAL</b>
ALL GAMES	12-3-4	11-2-1	1-1-3	0-0
CONFERENCE	3-2-3	2-1-1	1-1-2	0-0
NON-CONFERENCE	9-1-1	9-1	0-0-1	0-0

Date	Opponent	Score	Att.	#	Player	gp	g	a	pts	sh	sh%	sog	sog%	gw	pk-att	
Aug 25	VILLANOVA	Wo2	3-2	3594	11	Edward Opoku	18	8	4	20	43	.186	14	.326	3	0-0
Aug 31	HOFSTRA	W	4-0	1588	8	Pablo Aguilar	19	7	4	18	54	.130	22	.407	1	1-2
Sep 04	UNCW	Wot	2-1	1651	2	Sergi Nus	19	6	1	13	14	.429	11	.786	3	4-4
* Sep 08	#7 SYRACUSE	To2	2-2	2596	22	J.-Christophe Koffi	19	3	4	10	16	.188	5	.312	2	0-0
Sep 12	MARQUETTE	W	2-0	1209	12	Joe Bell	19	2	1	5	20	.100	4	.200	1	0-0
* Sep 15	at Virginia Tech	W	2-1	2143	26	Raheem Taylor-Parkes	12	2	0	4	7	.286	5	.714	1	0-0
* Sep 22	#7 NORTH CAROLINA	Lot	1-2	4205	28	Faris Abdi	11	1	2	4	12	.083	5	.417	0	0-0
Sep 25	DAVIDSON	W	2-1	1056	32	Julian Cummings	16	1	1	3	10	.100	4	.400	0	0-0
* Sep 29	at #7 Notre Dame	To2	1-1	2158	20	Ryan Peterson	16	1	1	3	8	.125	1	.125	0	0-0
Oct 02	PORTLAND	Wot	2-1	1319	30	Robin Afamefuna	17	1	1	3	4	.250	2	.500	0	0-0
* Oct 06	BOSTON COLLEGE	W	1-0	1781	15	Daniel Barir	12	1	0	2	5	.200	3	.600	0	0-0
Oct 10	LEHIGH	W	4-2	1265	19	Nathaniel Crofts Jr.	19	0	2	2	11	.000	6	.545	0	0-0
* Oct 13	at North Carolina St.	To2	0-0	956	13	Prosper Figbe	19	0	1	1	17	.000	2	.118	0	0-0
Oct 17	RADFORD	L	0-1	1356	24	Jeren Nixon Jr.	10	0	1	1	5	.000	0	.000	0	0-0
* Oct 20	PITTSBURGH	Wo2	2-1	3450	4	Nate Odusote	10	0	0	0	4	.000	0	.000	0	0-0
**Oct 27	at #18 Duke	L	0-1	905	34	Irakoze Donasiyano	9	0	0	0	3	.000	1	.333	0	0-0
Nov 01	BOSTON COLLEGE	W	4-0	536	9	Kennedy Nwabia	4	0	0	0	3	.000	1	.333	0	0-0
^ Nov 05	at #6 Louisville	To3	0-0	738	23	Justin Ingram	3	0	0	0	1	.000	1	1.000	0	0-0
Nov 08	#13 NOTRE DAME	W	2-1	1142	17	Simeon Okoro	5	0	0	0	1	.000	0	.000	0	0-0
					5	Henry Kessler	11	0	0	0	1	.000	0	.000	0	0-0

<b>TEAM STATISTICS</b>	<b>VA</b>	<b>OPP</b>
<b>SHOT STATISTICS</b>		
Goals-Shot attempts	34-239	17-179
Goals scored per game	1.79	0.89
Shot pct.	.142	.095
Shots on goal-Attempts	88-239	63-179
SOG pct.	.368	.352
Shots/Game	12.6	9.4
CORNER KICKS	105	73
PENALTY KICKS	5-6	2-2
<b>PENALTIES</b>		
Yellow cards	29	32
Red cards	2	4
<b>ATTENDANCE</b>		
Total	26748	6900
Dates/Avg Per Date	14/1911	5/1380
Neutral Site #/Avg	0/0	

31	Sheldon Sullivan	19	0	0	0	0	0	.000	0	.000	0	0-0
27	Leon Maric	1	0	0	0	0	0	.000	0	.000	0	0-0
25	Max Diamond	1	0	0	0	0	0	.000	0	.000	0	0-0
21	Aaron James	1	0	0	0	0	0	.000	0	.000	0	0-0
18	Colin Shutler	1	0	0	0	0	0	.000	0	.000	0	0-0
6	Hayes Fountain	2	0	0	0	0	0	.000	0	.000	0	0-0
1	Jeff Caldwell	19	0	0	0	0	0	.000	0	.000	0	0-0
	<b>Total</b>	19	34	23	91	239	.142	88	.368	12	5-6	
	<b>Opponents</b>	19	17	11	45	179	.095	63	.352	3	2-2	

#	Goalie	GP	Min.	GA	GAAvg	Saves	Pct	W-L-T	Sho
18	Colin Shutler	1	11:47	0	0.00	1	1.000	0-0-0	0/1
1	Jeff Caldwell	19	1822:44	17	0.84	45	.726	12-3-4	5/1
	<b>Total</b>	19	1834:31	17	0.83	46	.730	12-3-4	6
	<b>Opponents</b>	19	1834:31	34	1.67	54	.614	3-12-4	4

<b>Goals by Period</b>	1st	2nd	OT	OT2	OT3	Total
Virginia	13	17	2	2	0	34
Opponents	4	12	1	0	0	17

<b>Shots by Period</b>	1st	2nd	OT	OT2	OT3	Total
Virginia	89	132	11	7	0	239
Opponents	78	81	10	10	0	179

<b>Saves by Period</b>	1st	2nd	OT	OT2	OT3	Total
Virginia	21	22	1	2	0	46
Opponents	26	25	2	1	0	54

<b>Corners by Period</b>	1st	2nd	OT	OT2	OT3	Total
Virginia	41	53	5	6	0	105
Opponents	33	30	6	4	0	73

<b>Fouls by Period</b>	1st	2nd	OT	OT2	OT3	Total
Virginia	100	103	8	5	0	216
Opponents	95	112	10	6	0	223





**2017 Virginia Men's Soccer  
Virginia Overall Team Statistics (as of Nov 10, 2017)  
All games**



Overall: 12-3-4 Conf: 3-2-3 Home: 11-2-1 Away: 1-1-3 Neut: 0-0-0

<b>TEAM STATISTICS</b>	<b>VA</b>	<b>OPP</b>
<b>SHOT STATISTICS</b>		
Goals-Shot attempts	34-239	17-179
Goals scored per game	1.79	0.89
Shot pct.	.142	.095
Shots on goal-Attempts	88-239	63-179
SOG pct.	.368	.352
Shots/Game	12.6	9.4
Assists	23	11
CORNER KICKS	105	73
PENALTY KICKS	5-6	2-2
<b>PENALTIES</b>		
Yellow cards	29	32
Red cards	2	4
<b>ATTENDANCE</b>		
Total	26748	6900
Dates/Avg Per Date	14/1911	5/1380
Neutral Site #/Avg	0/0	

<b>Goals by Period</b>	<b>1st</b>	<b>2nd</b>	<b>OT</b>	<b>OT2</b>	<b>OT3</b>	<b>Total</b>
Virginia	13	17	2	2	0	34
Opponents	4	12	1	0	0	17

<b>Corners by Period</b>	<b>1st</b>	<b>2nd</b>	<b>OT</b>	<b>OT2</b>	<b>OT3</b>	<b>Total</b>
Virginia	41	53	5	6	0	105
Opponents	33	30	6	4	0	73

<b>Shots by Period</b>	<b>1st</b>	<b>2nd</b>	<b>OT</b>	<b>OT2</b>	<b>OT3</b>	<b>Total</b>
Virginia	89	132	11	7	0	239
Opponents	78	81	10	10	0	179

<b>Fouls by Period</b>	<b>1st</b>	<b>2nd</b>	<b>OT</b>	<b>OT2</b>	<b>OT3</b>	<b>Total</b>
Virginia	100	103	8	5	0	216
Opponents	95	112	10	6	0	223

<b>Saves by Period</b>	<b>1st</b>	<b>2nd</b>	<b>OT</b>	<b>OT2</b>	<b>OT3</b>	<b>Total</b>
Virginia	21	22	1	2	0	46
Opponents	26	25	2	1	0	54



**2017 Virginia Men's Soccer  
Virginia Game Results (as of Nov 10, 2017)  
All games**



Date	Opponent		Score	Overall	Conf	Att.	Goals scored
Aug 25	VILLANOVA	WO2	3-2	1-0-0	0-0-0	3594	Edward Opoku (Faris Abdi) Faris Abdi (J.-Christophe Koffi) Sergi Nus (penalty kick)
Aug 31	HOFSTRA	W	4-0	2-0-0	0-0-0	1588	Pablo Aguilar (unassisted) Edward Opoku (Julian Cummings;Pablo Aguilar) Daniel Barir (Edward Opoku) Julian Cummings (Edward Opoku)
Sep 04	UNCW	WOT	2-1	3-0-0	0-0-0	1651	Edward Opoku (Joe Bell) Sergi Nus (Faris Abdi)
* Sep 08	#7 SYRACUSE	TO2	2-2	3-0-1	0-0-1	2596	Pablo Aguilar (J.-Christophe Koffi) J.-Christophe Koffi (unassisted)
Sep 12	MARQUETTE	W	2-0	4-0-1	0-0-1	1209	Raheem Taylor-Parkes (unassisted) Sergi Nus (penalty kick)
* Sep 15	at Virginia Tech	W	2-1	5-0-1	1-0-1	2143	Edward Opoku (Ryan Peterson) Edward Opoku (unassisted)
* Sep 22	#7 NORTH CAROLINA	LOT	1-2	5-1-1	1-1-1	4205	Joe Bell (Pablo Aguilar)
Sep 25	DAVIDSON	W	2-1	6-1-1	1-1-1	1056	Sergi Nus (penalty kick) J.-Christophe Koffi (Pablo Aguilar)
* Sep 29	at #7 Notre Dame	TO2	1-1	6-1-2	1-1-2	2158	Pablo Aguilar (Nathaniel Crofts Jr.;J.-Christophe Koffi)
Oct 02	PORTLAND	WOT	2-1	7-1-2	1-1-2	1319	Pablo Aguilar (unassisted) Edward Opoku (Robin Afamefuna)
* Oct 06	BOSTON COLLEGE	W	1-0	8-1-2	2-1-2	1781	Sergi Nus (unassisted)
Oct 10	LEHIGH	W	4-2	9-1-2	2-1-2	1265	Sergi Nus (penalty kick) Pablo Aguilar (Jerren Nixon Jr.) Edward Opoku (unassisted) Ryan Peterson (Edward Opoku)
* Oct 13	at North Carolina St.	TO2	0-0	9-1-3	2-1-3	956	-
Oct 17	RADFORD	L	0-1	9-2-3	2-1-3	1356	-
* Oct 20	PITTSBURGH	WO2	2-1	10-2-3	3-1-3	3450	Raheem Taylor-Parkes (Prosper Figbe) J.-Christophe Koffi (unassisted)
** Oct 27	at #18 Duke	L	0-1	10-3-3	3-2-3	905	-
Nov 01	BOSTON COLLEGE	W	4-0	11-3-3	3-2-3	536	TEAM (unassisted) Pablo Aguilar (Sergi Nus) Pablo Aguilar (penalty kick) Edward Opoku (Nathaniel Crofts Jr.;J.-Christophe Koffi)
^ Nov 05	at #6 Louisville	TO3	0-0	11-3-4	3-2-3	738	-
Nov 08	#13 NOTRE DAME	W	2-1	12-3-4	3-2-3	1142	Robin Afamefuna (Pablo Aguilar) Joe Bell (Edward Opoku)

Team Record	W-L-T	Attendance	Dates	Total	Avg.
Overall:	12-3-4	Total:	19	33648	1771
Conference:	3-2-3	Home:	14	26748	1911
Home:	11-2-1	Away:	5	6900	1380
Away:	1-1-3	Neutral:	0	0	0
Neutral:	0-0				
Overtime:	4-1-4				



**2017 Virginia Men's Soccer  
Virginia Team Game-by-Game (as of Nov 10, 2017)  
All games**



Date	Opponent	Score	G	A	Pts	Sh	Sh%	Sog	Sog%	GW	PK-Att	Min
Aug 25, 2017	VILLANOVA	3-2	3	2	8	27	.111	7	.259	1	1-1	1154
Aug 31, 2017	HOFSTRA	4-0	4	4	12	12	.333	5	.417	1	0-0	991
Sep 04, 2017	UNCW	2-1	2	2	6	8	.250	3	.375	1	0-0	1033
Sep 08, 2017	SYRACUSE	2-2	2	1	5	10	.200	3	.300	0	0-1	1190
Sep 12, 2017	MARQUETTE	2-0	2	0	4	15	.133	8	.533	1	1-1	990
Sep 15, 2017	at Virginia Tech	2-1	2	1	5	4	.500	3	.750	1	0-0	990
Sep 22, 2017	NORTH CAROLINA	1-2	1	1	3	11	.091	3	.273	0	0-0	1034
Sep 25, 2017	DAVIDSON	2-1	2	1	5	15	.133	6	.400	1	1-1	991
Sep 29, 2017	at Notre Dame	1-1	1	2	4	9	.111	2	.222	0	0-0	1210
Oct 02, 2017	PORTLAND	2-1	2	1	5	23	.087	7	.304	1	0-0	1046
Oct 06, 2017	BOSTON COLLEGE	1-0	1	0	2	11	.091	3	.273	1	0-0	973
Oct 10, 2017	LEHIGH	4-2	4	2	10	13	.308	8	.615	1	1-1	991
Oct 13, 2017	at North Carolina St.	0-0	0	0	0	10	.000	4	.400	0	0-0	1211
Oct 17, 2017	RADFORD	0-1	0	0	0	12	.000	6	.500	0	0-0	990
Oct 20, 2017	PITTSBURGH	2-1	2	1	5	17	.118	6	.353	1	0-0	1151
Oct 27, 2017	at Duke	0-1	0	0	0	13	.000	2	.154	0	0-0	990
Nov 01, 2017	BOSTON COLLEGE	4-0	4	3	11	12	.333	6	.500	1	1-1	990
Nov 05, 2017	at Louisville	0-0	0	0	0	6	.000	1	.167	0	0-0	1211
Nov 08, 2017	NOTRE DAME	2-1	2	2	6	11	.182	5	.455	1	0-0	991
		34-17	34	23	91	239	.142	88	.368	12	5-6	20127
Opponent			17	11	45	179	.095	63	.352	3	2-2	-

TEAM PER-GAME

Games played: 19

Shots per game: 12.58;Goals per game: 1.79

Assists per game: 1.21;Points per game: 4.79

Date	Opponent	Score	Minutes	GA	GAAvg	Saves	Save%	W	L	T	Sho
Aug 25, 2017	VILLANOVA	3-2	104:56	2	1.72	5	.714	1	0	0	-
Aug 31, 2017	HOFSTRA	4-0	90:00	0	0.92	3	1.000	1	0	0	1
Sep 04, 2017	UNCW	2-1	93:47	1	0.94	3	.750	1	0	0	-
Sep 08, 2017	SYRACUSE	2-2	110:00	2	1.13	4	.667	0	0	1	-
Sep 12, 2017	MARQUETTE	2-0	90:00	0	0.92	2	1.000	1	0	0	1
Sep 15, 2017	at Virginia Tech	2-1	90:00	1	0.93	4	.800	1	0	0	-
Sep 22, 2017	NORTH CAROLINA	1-2	94:07	2	1.07	3	.600	0	1	0	-
Sep 25, 2017	DAVIDSON	2-1	90:00	1	1.06	1	.500	1	0	0	-
Sep 29, 2017	at Notre Dame	1-1	110:00	1	1.03	2	.667	0	0	1	-
Oct 02, 2017	PORTLAND	2-1	95:11	1	1.02	0	.000	1	0	0	-
Oct 06, 2017	BOSTON COLLEGE	1-0	90:00	0	0.94	5	1.000	1	0	0	1
Oct 10, 2017	LEHIGH	4-2	90:00	2	1.02	1	.333	1	0	0	-
Oct 13, 2017	at North Carolina St.	0-0	110:00	0	0.93	1	1.000	0	0	1	1
Oct 17, 2017	RADFORD	0-1	90:00	1	0.93	2	.667	0	1	0	-
Oct 20, 2017	PITTSBURGH	2-1	106:30	1	0.93	0	.000	1	0	0	-
Oct 27, 2017	at Duke	0-1	90:00	1	0.93	2	.667	0	1	0	-
Nov 01, 2017	BOSTON COLLEGE	4-0	90:00	0	0.88	2	1.000	1	0	0	1/2
Nov 05, 2017	at Louisville	0-0	110:00	0	0.83	4	1.000	0	0	1	1
Nov 08, 2017	NOTRE DAME	2-1	90:00	1	0.83	2	.667	1	0	0	-
		34-17	1834:31	17	0.83	46	.730	12	3	4	6
Opponent			1834:31	34	0.83	54	.614	3	12	4	4

# 2017 VIRGINIA CAVALIERS



0

**Connor JONES**  
Fr. | GK  
Clifton, Va.



1

**Jeff CALDWELL**  
Sr. | GK  
Todd, N.C.



2

**Sergi NUS**  
Jr. | D  
Barcelona, Spain



3

**Fabrice SHEMA**  
R-Jr. | D  
Louisville, Ky.



4

**Nate ODUSOTE**  
Sr. | D  
North Halendon, N.J.



5

**Henry KESSLER**  
Fr. | D  
New York, N.Y.



6

**Hayes FOUNTAIN**  
R-Sr. | D  
Charlottesville, Va.



7

**Bay KURTZ**  
Sr. | D/M  
Crown Point, Ind.



8

**Pablo AGUILAR**  
R-Sr. | M  
Guatemala City, Guatemala



9

**Kennedy NWABIA**  
Jr. | F  
Owerri, Nigeria



11

**Edward OPOKU**  
Jr. | F  
Millbrook, N.Y.



12

**Joe BELL**  
Fr. | M  
Wanaka, New Zealand



13

**Prosper FIGBE**  
Jr. | D  
Ilorin, Nigeria



15

**Daniel BARIR**  
Jr. | M  
Copenhagen, Denmark



16

**Liam JENKINS**  
R-Jr. | M/D  
Richmond, Va.



17

**Simeon OKORO**  
Jr. | F  
Weston, Conn.



18

**Colin SHUTLER**  
R-Fr. | GK  
Broadlands, Va.



19

**Nathaniel CROFTS JR.**  
F | Fr.  
Sheffield, England



20

**Ryan PETERSON**  
So. | M/F  
Sydney, Australia



21

**Aaron JAMES**  
So. | M  
Amherst, Mass.



22

**Jean-Christophe KOFFI**  
Jr. | M  
Potomac, Md.




23

**Justin INGRAM**  
Fr. | M  
Indianapolis, Ind.



24

**Jerren NIXON JR.**  
So. | F  
Atlanta, Ga.



25

**Max DIAMOND**  
R-Fr. | D/M  
Hopedale, Mass.



26

**Raheem TAYLOR-PARKES**  
F | So.  
Tampa, Fla.



27

**Leon MARIC**  
So. | F  
Gilbertsville, Pa.



30

**Robin AFUMEFUNA**  
So. | D  
Wuerselen, Germany



31

**Sheldon SULLIVAN**  
R-Sr. | D  
Stafford, Va.



32

**Julian CUMMINGS**  
R-Jr. | M/D  
Fredricksburg, Va.




33

**Ahdan TAIT**  
Fr. | F  
Bridgeport, Va.



34

**Irakoze DONASIYANO**  
Fr. | F  
Roanoke, Va.




35

**Brad KURTZ**  
Fr. | M  
Crown Point, Ind.



36

**Spencer PATTON**  
Fr. | D  
Morrisville, Pa.



37

**Beau BRADLEY**  
So. | D  
Wuerselen, Germany



**George Gelnovatch**  
Head Coach  
22nd Season



**Matt CHULIS**  
Associate Head Coach  
12th Season



**Terry BOSS**  
Associate Head Coach  
Fourth Season



**A.J. Barnold**  
Operations Asst.  
Third Season