



VIRGINIA

2017-18 VIRGINIA CAVALIER WOMEN'S BASKETBALL GAME NOTES

2017-18 Schedule/Results

Nov. 10	at No. 7 Mississippi St.	L 68-53
Nov. 12	CENTRAL CONN ^{ACCNE}	W, 103-59
Nov. 16	GEORGIA ^{ACCNE}	L, 64-61
Nov. 19	at Dayton	L, 61-46
Nov. 21	HAMPTON ^{ACCNE}	W, 66-62
Nov. 25	HARVARD ^{ACCNE}	W, 50-48
Nov. 26	DUQUESNE ^{%ACCNE}	L, 74-63
Nov. 29	No. 15 MARYLAND ^{#ACCNE}	L, 60-59
Dec. 2	UNCG ^{ACCNE}	W, 68-50
Dec. 4	at Rutgers ^{BTN}	L, 52-43
Dec. 17	vs Ohio [^]	W, 77-59
Dec. 18	vs Indiana [^]	WOT, 82-72
Dec. 21	MANHATTAN ^{ACCNE}	W, 69-47
Dec. 28	PITTSBURGH ^{*ACCNE}	W, 62-50
Dec. 31	#23 SYRACUSE ^{*ACCNE}	W, 68-63
Jan. 4	at NC State ^{*ACCNE}	W, 73-63
Jan. 7	CLEMSON ^{*ACCNE}	W, 70-41
Jan. 11	at Boston College ^{*ACCNE}	W, 68-57
Jan. 14	at No. 16 Duke ^{*ESPN2}	3 p.m.
Jan. 21	VIRGINIA TECH ^{*RSN}	12:30 p.m.
Jan. 25	NORTH CAROLINA ^{*ACCNE}	7 p.m.
Jan. 28	at Georgia Tech ^{*ACCNE}	1 p.m.
Feb. 1	LOUISVILLE ^{*RSN}	7 p.m.
Feb. 8	at Florida State ^{*ACCNE}	7 p.m.
Feb. 11	at Virginia Tech ^{*ACCNE}	2 p.m.
Feb. 15	NOTRE DAME ^{*ACCNE}	7 p.m.
Feb. 18	MIAMI ^{*RSN}	12:30 p.m.
Feb. 22	at Louisville ^{*ACCNE}	7 p.m.
Feb. 25	at Wake Forest ^{*RSN}	3 p.m.

* ACC game
 ^ West Palm Invitational (Keiser University)
 % Cavalier Classic Tournament
 # Big Ten/ACC Challenge
 [RSN] - ACC Regional Sports Networks
 [ESPN2] - ESPN2
 [ACCNE] - ACC Network Extra Streaming

[SEC] - SEC Network
 All Times Eastern Rankings are Associated Press

Game 19 • Sunday, January 14, 2018 • 3 p.m. ET

Cameron Indoor Stadium • Durham, N.C.



Virginia Cavaliers (12-6, 5-0 ACC)
 at
No. 16 Duke Blue Devils (13-4, 2-2 ACC)



Radio: WINA 1070-AM and 98.9 FM: Luke Neer

TV: ESPN2: Pam Ward, Gail Goestenkors

- The Cavaliers head into the game riding an eight-game win streak. The last time the Cavaliers won eight games in a row was during the 2008-09 season when the squad won nine straight
- The Cavaliers have started ACC play 5-0 start for the first time since the 2000 season when the team started ACC play with nine-straight wins
- Jocelyn Willoughby has led the team in scoring in each of the last two games, scoring 16 points against Clemson and 18 at BC
- Willoughby had her best shooting game of the season at BC, going 7-of-9 from the field. In the last two games, Willoughby is 12-of-18 from the field and 4-of-6 from three, both of which are 66.7 percent efficiencies
- Willoughby has converted her last 13 free throw attempts
- Felicia Aiyeotan comes into the game with 99 blocked shots in her career. She is vying to become the seventh player in program history to record 100 or more blocked shots as a Cavalier
- Aiyeotan has posted a double-double in three of the last five games. She is 10th in the ACC in rebounding at 7.3 per game
- The Cavaliers now have four players averaging double figures this season, led by Dominique Toussaint at 11.6 per game
- Toussaint has 26 assists to 8 turnovers in ACC games, the best ratio in the conference (3.3). Toussaint tied her career high with seven assists at BC, doing so in just 22 minutes. Toussaint has five or more assists in five of the last six games
- Toussaint has scored in double figures in four of the last five games
- Toussaint is 13-of-25 (52.0 percent) from the field in the last three games, including going 5-of-8 at BC. Toussaint is 4-of-8 from three in the last two games
- Freshman guard Brianna Tinsley has scored at least five points in each of the last seven games
- Virginia has had the same starting lineup for the last eight games. Willoughby is the only Cavalier to start every game this season. She also started every game her freshman season. Toussaint has started all but one game, Rutgers, where she was limited because of an injury

Projected Starting Lineup

G	1	Brianna Tinsley	Fr.	4.1 ppg	1.7 rpg	31 assts/10 stls
• Made her first career start at Dayton; has scored at least 5 points in each of last 7 games						
G	4	Dominique Toussaint	So.	11.6 ppg	3.2 rpg	69 assts/23 stls
• Seven assists against Pitt and at BC; leads team in scoring/assts						
G	13	Jocelyn Willoughby	So.	10.6 ppg	4.7 rpg	18 assts/28 stl
• Team high 16 points against Clemson; double-double at Boston College (18 pts/11 reb)						
G	23	Aliyah Huland El	Sr.	10.0 ppg	3.3 rpg	28 assts/16 stl/13 blk
• 924 career points						
C	30	Felicia Aiyeotan	So.	7.3 ppg	7.6 rpg	45 blk
• Back-to-back double-doubles Pitt and Syracuse; leads ACC in blocked shots; 10th in rebounding						

QUICK FACTS
THE UNIVERSITY OF VIRGINIA

Name.....The University of Virginia
 Founded.....by Thomas Jefferson in 1819
 Nicknames.....Cavaliers, Wahoos, 'Hoos
 Location.....Charlottesville, Va.
 Enrollment.....23,883 (16,673 undergraduate)
 President.....Teresa A. Sullivan (Michigan State '70)
 Athletics Director.....Carla Williams (Georgia '89)
 Conference.....Atlantic Coast Conference (ACC)
 Colors.....Orange and Blue
 Official Athletics Websites.....VirginiaSports.com
VirginiaSportsTV.com
 University Website.....virginia.edu

WOMEN'S BASKETBALL INFORMATION

First Season of Basketball.....1973-74
 All-Time Record.....908-446 (45th year)*
 All-Time Home Record.....448-200*
 John Paul Jones Arena.....146-49 (11th season)*
 University Hall.....302-149
 All-Time ACC Record.....367-213 (40 years)*
 Home Facility.....John Paul Jones Arena (14,593)
 Press Row Phone Number.....434-962-0579
 NCAA Tournament Appearances/Last.....24/2010
 NCAA Tournament Record.....33-24
 WNIT Tournament Appearances/Last.....5/2017
 WNIT Tournament Record.....14-9
 2016-17 Record.....20-13
 ACC Record/Finish.....7-9/8th
 Letterwinners Returning/Lost.....10/1
 Starters Returning/Lost.....4/1
 Newcomers.....2

COACHING & SUPPORT STAFF

Head Coach.....Joanne Boyle
 Career Record.....326-183*
 Virginia Record.....122-90*
 Assistant Coach.....La'Keshia Frett Meredith
 Assistant Coach.....Katherine Graham
 Assistant Coach.....Tim Taylor
 Asst AD WBB Operations.....Sarah Holsinger
 Assistant Director of Operations.....Kate Martin
 Video Coordinator.....Andrew Yates
 Athletic Trainer.....Craig Oates
 Strength & Conditioning.....Morgan Foster
 Equipment Manager.....Matt Althoff

* as of Jan. 8, 2018

INTERVIEW POLICY

All interview requests for Virginia women's basketball must be made through Melissa Dudek in the Virginia Athletics Media Relations Office. Players' individual phone numbers will not be given to the media at any time. Game day interviews will not be granted until the postgame press conference opportunity. Please give a minimum of 24 hours notice for all interview requests.

TEAM NOTES

- Cavaliers are tied for first place in the ACC with No. 3 Louisville (5-0)
- Virginia is receiving votes in this week's *USA Today* Coaches' Poll, the third-highest vote tally of teams outside the top-25
- The Cavaliers have moved up to No. 45 in the RPI rankings
- UVA is one of just two Power Five schools to have both their men's and women's basketball teams still undefeated in conference play. Ohio State is the other
- Virginia has won four of its five ACC games by double-digits
- Virginia is looking for its first win over a team ranked in the AP Top-25 this season. Syracuse was ranked No. 23 in the USA Today Coaches' Poll, but was only receiving votes in the AP Poll. The Cavaliers were edged 60-59 by No. 15 Maryland earlier this season
- Virginia's last win over an AP top-25 team was last year's 60-51 victory over No. 4 Florida State (2/15/17)
- In her first six seasons in Charlottesville, Boyle has led her teams to eight upset victories over AP top-25 opponents
- Duke leads the ACC in three-point shooting efficiency (41.6 percent). Virginia is third at 37.7 percent
- Virginia leads the ACC in scoring defense in conference games, holding opponents to 54.8 points per game, and is tied with Duke in field goal percentage defense with opponents shooting 37.4 percent
- The Cavaliers were -1.8 in rebounding margin through the first 10 games of the season. During their eight-game win streak, the Cavaliers are +8.3 on the boards.
- Virginia scored an average of 61.2 points per game in their first 10 games of the season. During their six-game win streak, they are averaging 71.1 points per game with a +14.6 scoring margin
- Virginia shot 50.0 percent against Clemson (28-of-56) and that identical efficiency (28-of-56) at BC, the fifth and sixth times this season they have made at least 50.0 percent of their shots
- Boston College is only the second team this season to shoot better than 40.0 percent against UVA this season, making 41.7 percent of its attempts (20-of-48). Indiana was the other (43.9 percent; 25-of-57)
- Virginia has a +3.8 turnover margin in ACC contests while Duke is -3.5

DUKE BLUE DEVILS

- Duke has won the last 25 consecutive meetings between the two teams and is 30-1 in the last 31 meetings.
- Virginia's last victory in the series was Jan. 30, 2000 in Charlottesville. UVA's last win at Duke was Feb. 19, 1997
- Last year, the Cavaliers suffered a 70-51 loss at home
- Fifth-year senior Lexie Brown has been tabbed to the John R. Wooden Award Midseason Top 25 list. She currently ranks second in the ACC in scoring with a 20.4 per game average, also ranking first in the ACC in steals (3.8), third in free throw percentage (85.9) and eighth in assists (4.1)
- The Blue Devils picked up big non-conference victories over Ohio State and Oregon State, but started the conference slate at 0-2 after falling to Miami and Louisville
- Duke is coming off a 80-67 win on Thursday night at Wake Forest. Duke was nearly perfect from the free-throw line (19-of-20) and shot 52.0 percent from the floor to Wake Forest's 36.8 percent. The Blue Devils were also 50.0 percent from three-point land and added 20 points off of turnovers.
- Virginia head coach Joanne Boyle was a four-year-letterwinner at Duke, graduating in 1985 with a degree in economics. Her 75 steals during the 1984-85 campaign remained the highest single-season total until Alana Beard broke the mark in 2000-01
- Boyle was also an assistant coach at Duke from 1993 to 2002. During that nine-year span the Blue Devils recorded a 225-121 record, advancing to the NCAA Championships the last eight seasons and making Final Four appearances in 1999 and 2002.

QUICK HITTERS AND FUN FACTS ABOUT THE HOOS

- Sophomore forward/guard Jocelyn Willoughby was appointed as the non-voting, student-athlete member of the NCAA Division I Women's Basketball Oversight Committee. Willoughby is the lone student-athlete on the 15-member committee with her tenure running through June 2020. The goals of the committee are to advance the game and perception of women's basketball, improve the student-athlete experience and put an emphasis on the personal growth of student athletes. Along with the goals, it will also work to supervise qualifications and/or selection procedures for the NCAA Division I Women's Basketball Championship and provide direction to the NCAA Division I Women's Basketball Rules Committee regarding playing rules
- Aliyah Huland El is majoring in kinesiology and wants to become a pediatrician
- J'Kyra Brown is an accomplished bowler. She took up bowling at four years old and holds several lane records back home at the Rocky Mount Bowling Center. Her all-time best is a 275 and she also has a 248 game. She owns five different bowling balls. The Black Widow is her baby, but she also has a SpongeBob ball that she got when she was 10 that she uses for spares, for straight balls or corner shots
- Dominique Toussaint's dream one-on-one match-up is to go up against Sue Bird. Her favorite sports team is the New York Liberty
- Lauren Moses can juggle. Moses also uses these three words to describe herself: motivated, resilient, goofy
- The 1992-93 ACC Champion Cavalier team will be honored on January 21 (Virginia Tech game) as part of this year's National Girls and Women in Sports Day celebration. National Girls and Women in Sports Day brings national attention to the achievements of female athletes and to issues facing girls and women in sport. The event is co-sponsored by the University of Virginia Athletics Department and Women's Center. This season marks the 25th anniversary of the squad that won the ACC regular-season title and captured the ACC Tournament Championship for the second consecutive season in a triple-overtime thriller against Maryland.
- The Cavaliers took a foreign tour this summer, spending seven days in Costa Rica in August, taking on a Canadian team as well as the Costa Rican National Team. It allowed the squad time to practice as well as the experience of getting three exhibition games under their belt. While in Costa Rica, the team went zip lining through a jungle while others went on an ATV tour. Some of them took surfing lessons as well as seeing wildlife that included a river filled with crocodiles. Their favorite part of the trip, however, was a trip to an orphanage, an activity they enjoyed so much, the itinerary of the trip was altered to allow a return visit to see the kids

LANGUAGE OF HOOPS

- Lisa Jablonowski is fluent in four languages (English, German, Luxembourgish and French) as well as being able to speak some conversational Polish and a little Spanish
- Felicia Aiyeotan is fluent in Yoruba
- Aliyah Huland El and Lauren Moses studied abroad in Valencia, Spain, during the summer of 2016 and spoke nothing but Spanish while they were living there

WHAT'S IN A NAME?

- Felicia Aiyeotan's first name means "fortunate, lucky"
- Dominique Toussaint was "named after the country my parents are from: Dominica"
- Jocelyn Willoughby: "There's a jazz singer named Jocelyn Brown. My dad really liked her name, Jocelyn, and decided that if he had a daughter, that would be her name."
- Lisa Jablonowski's middle name is her grandmother's name
- J'Kyra Brown: "My initials are JMB, the same initials of my Dad's name as well as his two brothers"
- Jae'Lisa Allen: Dad name - Jason, mom's name - Lisa = Jae'Lisa

VIRGINIA RECORD BOOK

1000 POINTS CLUB

1.	2540	Monica Wright (200-10)
2.	2135	Dawn Staley (1989-92)
25.	1122	LaTonya Blue (2002-05)
26.	1080	Breyana Mason (2014-17)
27.	1070	Schuye LaRue (2000-01)
28.	1053	Siedah Williams (2004-07)
29.	1034	Svetlana Volnaya (1999-01)
30.	1028	Sarah Imovbioh (2013-15)
31.	1023	Chelsea Shine (2009-12)
32.	1003	Jenny Boucek (1993-96)

NR	948	Lauren Moses (2015-present)
NR	924	Aliyah Huland El (2015-present)

BLOCKS- CAREER

1.	330	DeMya Walker (1996-99)
2.	152	Heather Burge (1990-93)
3.	139	Jocelyn Logan-Friend (2002-05)
4.	123	Monick Foote (1995-99)
5.	110	Tonya Cardoza (1987-91)
6.	108	Heidi Burge (1990-93)
7.	99	Felicia Aiyeotan (2017-present)
	99	Chrissy Reese (1980-83)
9.	96	Laurie Carter (1984-88)
10.	86	Schuye LaRue (1999-01)

BLOCKS- SEASON

1.	95	DeMya Walker (1998)
2.	84	DeMya Walker (1997)
3.	83	DeMya Walker (1999)
4.	68	DeMya Walker (1996)
5.	63	Jocelyn Logan-Friend (2005)
6.	56	Chrissy Reese (1980)
7.	54	Felicia Aiyeotan (2017)
8.	49	Heather Burge (1993)
9.	46	Schuye LaRue (2000)
10.	45	Felicia Aiyeotan (2018)

2017-18 VIRGINIA WOMEN'S BASKETBALL ROSTER
NUMERICAL

NO.	NAME	POS.	HT.	CLASS	HOMETOWN / PREVIOUS SCHOOL
1	Brianna Tinsley	Guard	5-7	Fr.	Madison, Va./St. Anne's-Belfield
2	Jae'Lisa Allen	Forward	6-2	Sr.	Pine Bluff, Ark./White Hall
3	Lauren Moses	Forward	6-2	Sr.	Mount Holly, N.J./Rancocas Valley
4	Dominique Toussaint	Guard	5-9	So.	Staten Island, N.Y./Christ the King
5	Khyasia Caldwell	Guard	5-5	Fr.	Pocono Summit, Pa./Pocono Mountain East
10	J'Kyra Brown	Guard	5-11	Sr.	Rocky Mount, N.C./Rocky Mount HS/East Carolina
13	Jocelyn Willoughby	Guard	6-0	So.	East Orange, N.J./Newark Academy
14	Lisa Jablonowski	Forward	6-3	So.	Ernster, Luxembourg/Lycees des Garcons
20	Amandine Toi	Guard	5-11	Fr.	Paris, France / ISEP Academy
23	Aliyah Huland El	Guard	6-1	Sr.	Randolph, N.J./Randolph
30	Felicia Aiyeotan	Center	6-9	So.	Lagos, Nigeria/Blair Academy (N.J.)
32	Moné Jones	Forward	6-3	Jr.	Durham, N.C./Riverside
35	Shakyna Payne	Forward	6-3	So.	Acworth, Ga./SW Atlanta Christian Academy

ALPHABETICAL

NO.	NAME	POS.	HT.	CLASS	HOMETOWN / PREVIOUS SCHOOL
30	Felicia Aiyeotan	Center	6-9	So.	Lagos, Nigeria/Blair Academy (N.J.)
2	Jae'Lisa Allen	Forward	6-2	Sr.	Pine Bluff, Ark./White Hall
10	J'Kyra Brown	Guard	5-11	Sr.	Rocky Mount, N.C./Rocky Mount HS/East Carolina
5	Khyasia Caldwell	Guard	5-5	Fr.	Pocono Summit, Pa./Pocono Mountain East
23	Aliyah Huland El	Guard	6-1	Sr.	Randolph, N.J./Randolph
4	Lisa Jablonowski	Forward	6-3	So.	Ernster, Luxembourg/Lycees des Garcons
32	Moné Jones	Forward	6-3	So.	Durham, N.C./Riverside
3	Lauren Moses	Forward	6-2	Sr.	Mount Holly, N.J./Rancocas Valley
35	Shakyna Payne	Forward	6-3	So.	Acworth, Ga./SW Atlanta Christian Academy
1	Brianna Tinsley	Guard	5-7	Fr.	Madison, Va./St. Anne's-Belfield
20	Amandine Toi	Guard	5-11	Fr.	Paris, France / ISEP Academy
4	Dominique Toussaint	Guard	5-9	So.	Staten Island, N.Y./Christ the King
13	Jocelyn Willoughby	Guard	6-0	So.	East Orange, N.J./Newark Academy

HEAD COACH: Joanne Boyle (Duke '85), 7th Year at Virginia

ASSISTANT COACH: La'Keshia Frett Meredith (Georgia '97), 5th year at Virginia

ASSISTANT COACH: Katherine Graham (LSU, '11), 2nd year at Virginia

ASSISTANT COACH: Tim Taylor (James Madison, '89), 9th year at Virginia

PRONUNCIATION GUIDE

Felicia Aiyeotan	eye-OH-tahn
Jae'Lisa Allen	JAY-lisa
J'Kyra Brown	Juh-KYE-rah
Khyasia Caldwell	KIE-Asia
Aliyah Huland El	ahh-LEE-uh HEW-land ELLE
Lisa Jablonowski	LEE-zuh YOB-lo-NOW-skee
Shakyna Payne	shuh-KYE-nuh
Amandine Toi	Ah-moe-DEEN TWAH
Dominique Toussaint	too-SAWN
La'Keshia Frett Meredith	Lah-KEE-shah

30 FELICIA AIYEOTAN



6-9 • Sophomore • Center • Lagos, Nigeria • Blair Academy (N.J.)

2017-18

- Currently leads the ACC in blocked shots and is 10th in rebounding (1/8)
- Made her first career start at Mississippi State (11/10)
- Had her second career double-double against Central Connecticut with 12 points and 10 rebounds (11/12)
- Had eight points with seven rebounds against Georgia (11/16)
- Came off the bench to score 10 points with six rebounds and six blocked shots in the game against Maryland, going 5-of-7 from the field (11/29)
- Had a career-high 14 rebounds with 10 points in 22 minutes against Ohio (12/17)
- Back-to-back double-doubles against Pitt and Syracuse to start ACC play. Added a third double-double against Clemson, giving her three in the first four ACC contests of 2018

2016-17

- Third in the ACC in blocked shots
- Her 53 blocked shots this season is seventh in the Virginia record book for blocked shots in a single season. Had more blocked shots this season than the entire team did in 2013-14

OTHER

- Is 6-9 with a wing span of 7-3
- Played her senior season at Blair Academy (N.J.), averaging 14.0 points per game. As a junior at Nuemann Goretti High in Philadelphia, Pa., won the national title with the team going 30-0 and finishing as the top-ranked high school team in the country
- Rated as the No. 87 overall prospect and No. 14 at her position by ProspectNation and No. 15 among all 2016-17 centers by ESPN HoopGurlz
- Played on the Nigerian U16 National Team

2017-18 GAME-BY-GAME:

Opponent	GS	FG-FGA	3FG-3FGA	FT-FTA	Off-Def	Total Reb	PF	Points	A	TO	Blk	Stl	Min
at Miss St	*	1-2	0-0	2-4	2-5	7	1	4	0	2	4	0	29
CENT CONN	*	6-11	0-0	0-2	6-4	10	3	12	0	0	1	1	18
GEORGIA	*	3-8	0-0	2-2	2-5	7	1	8	1	2	1	1	29
at Dayton	*	2-6	0-0	1-2	2-4	6	2	5	0	2	2	0	12
HAMPTON		1-2	0-0	0-0	0-3	3	3	2	0	1	3	0	15
HARVARD		2-6	0-0	2-3	6-1	7	3	6	2	0	0	0	15
DUQUESNE		1-1	0-0	0-0	0-5	5	1	2	2	2	3	0	17
MARYLAND		5-7	0-0	0-2	1-5	6	2	10	0	2	6	0	27
UNCG	*	3-8	0-0	2-4	2-7	9	1	8	1	5	6	0	26
at Rutgers	*	3-7	0-0	0-0	2-9	11	1	6	1	2	4	0	37
vs Ohio	*	4-11	0-0	2-4	6-8	14	0	10	0	0	3	0	22
vs Indiana	*	5-8	0-0	0-0	2-1	3	2	10	2	4	0	0	17
MANHATTAN	*	3-5	0-0	1-1	2-7	9	1	7	0	2	1	0	22
PITT	*	5-6	0-0	0-0	4-6	10	0	10	1	2	3	0	24
SYRACUSE	*	6-10	0-0	0-2	2-8	10	1	12	3	3	2	1	28
at NC State	*	2-7	0-0	0-0	2-3	5	4	4	0	2	1	0	21
CLEMSON	*	4-8	0-0	2-3	3-7	10	0	10	2	2	4	1	18
at BC	*	3-9	0-0	0-0	2-2	4	2	6	0	2	1	0	20
at Duke													
VIRGINIA TECH													
UNC													
at Georgia Tech													
LOUISVILLE													
at FSU													
at Virginia Tech													
NOTRE DAME													
MIAMI													
at Louisville													
at Wake													

SINGLE GAME BESTS

POINTS

Season: 12 vs CCSU (11/12)

Career: 23 vs Coppin State (11/13/16)

REBOUNDS

Season: 14 vs Ohio (12/17)

Career: 14 vs Ohio (12/17/17)

FG MADE

Season:

Career: 10 vs Coppin State (11/13/16)

FG ATTEMPTS

Season: 11 (2x)

Career: 12 vs Coppin State (11/13/16)

FG PERCENTAGE

Season: 5-of-6 vs Pitt (12/28)

Career: 8-of-9 (.889) vs UIC (12/16/16)

FT MADE

Season:

Career: 3

FT ATTEMPTS

Season:

Career: 4

ASSISTS

Season: 3 vs Syracuse (12/31)

Career: 3 vs Syracuse (12/31/17)

BLOCKS

Season: 6 (2x), last vs UNCG (12/2)

Career: 6 (multiple)

STEALS

Season:

Career: 2, Nebraska (11/26/16)

Double Doubles:

Season: 5, last vs. Clemson (1/7)

Career: 6, last vs. Clemson (1/7/18)

VIRGINIA CAREER STATISTICS

Year	G-GS	Min/Avg	FG-FGA	Pct.	3FG-A	Pct.	FT-FTA	Pct.	O-D	T	Avg.	Pf-DQ	Ast	TO	Blk	St	Pts	Avg
2016-17	33-0	411/12.5	65-125	.520	0-0	.000	21-32	.656	42-79	121	3.7	28-0	14	39	54	4	151	4.6
2017-18	18-14	397/22.1	59-122	.484	0-0	.000	14-29	.483	46-90	136	7.6	28-0	15	35	45	4	132	7.3
TOTAL	51-14	808/15.8	124-247	.502	0-0	.000	35-61	.574	88-169	257	5.0	56-0	29	74	99	8	283	5.5

2 JAE'LISA ALLEN



6-2 • Senior • Forward • Pine Bluff, Ark. • White Hall

AT VIRGINIA 2017-18

- Played a career-high 20 minutes against Coppin State, scoring 5 points with three rebounds
- Scored four points in the win over UNCG, playing 12 minutes (12/2)

SINGLE GAME BESTS

POINTS

Season: 4 vs UNCG (12/2)

Career: 5 vs Coppin State (11/13/16)

REBOUNDS

Season:

Career: 3 (2x)

FG MADE

Season:

Career: 2

FG ATTEMPTS

Season:

Career: 4

3 PT FG MADE

Season:

Career:

3 PT FG ATTEMPTS

Season:

Career:

FT MADE

Season:

Career:

FT ATTEMPTS

Season:

Career:

ASSISTS

Season:

Career:

BLOCKS

Season:

Career:

STEALS

Season:

Career:

2017-18 GAME-BY-GAME

Opponent	GS	FG-FGA	3FG-3FGA	FT-FTA	Off-Def	Total Reb	PF	Points	A	TO	Blk	Stl	Min
at Miss St		DNP											
CCSU		1-2	0-0	1-2	2-0	2	1	3	1	0	1	0	15
GEORGIA		DNP											
at Dayton		DNP											
HAMPTON		DNP											
HARVARD		DNP											
DUQUESNE		DNP											
MARYLAND		DNP											
UNCG		2-4	0-0	0-0	0-0	0	0	4	1	2	0	1	12
at Rutgers		0-1	0-0	0-0	0-0	0	0	0	0	0	0	0	3
vs Ohio		1-1	0-0	0-0	0-2	2	2	2	0	0	0	0	8
vs Indiana		DNP											
MANHATTAN		0-0	0-0	0-0	0-1	1	1	0	0	0	0	0	6
PITT		DNP											
SYRACUSE		INJ											
at NC State		INJ											
CLEMSON		INJ											
at BC		INJ											
at Duke													
VIRGINIA TECH													
UNC													
at Georgia Tech													
LOUISVILLE													
at FSU													
at Virginia Tech													
NOTRE DAME													
MIAMI													
at Louisville													
at Wake													

VIRGINIA CAREER STATISTICS

Year	G-GS	Min/Avg	FG-FGA	Pct.	3FG-A	Pct.	FT-FTA	Pct.	O-D	T	Avg.	Pf-DQ	Ast	TO	Blk	St	Pts	Avg
2014-15	4-0	13/3.3	1-3	.333	0-0	.000	0-0	.000	0-2	2	0.5	3-0	0	0	0	0	2	0.5
2015-16	9-0	24/2.7	2-9	.222	0-0	.000	0-0	.000	4-1	5	0.6	3-0	0	2	0	0	4	0.4
2016-17	16-0	94/5.9	3-13	.231	0-0	.000	4-7	.571	6-5	11	0.7	14-0	2	6	1	2	10	0.6
2017-18	6-0	44/7.3	4-9	.444	0-0	.000	1-2	.500	2-3	5	0.8	4-0	2	2	1	2	9	1.5
TOTAL	35-0	175/5.0	10-34	.294	0-0	.000	5-9	.556	12-11	23	0.7	24-0	4	10	2	4	25	0.7

10 J'KYRA BROWN



5-11 • R-Senior • Guard • Rocky Mount, N.C. • Rocky Mount High School

AT VIRGINIA 2017-18

- Was in the starting lineup for the season-opener at Mississippi State, the 11th start of her UVA career
- Brought down seven rebounds against Georgia (11/16)
- Scored a team-high 15 points while going 4-of-4 from three-point range against UNCG (12/2)
- Had 13 points at Rutgers, scoring eight of UVA's first 10 points in the contest (12/4)
- Scored a career-high 24 points in the win over Indiana (12/18), going 7-of-11 from the field and 6-of-6 from the freethrow line
- Had a streak of six-straight games scoring in double-digits from Nov. 26 (Dukesne) to Dec. 18 (Indiana), averaging 15.3 ppg in that span

2016-17

- Scored a UVA career high 18 points against Coppin State (11/13)
- Started the season with a 9-1 assist-to-turnover ratio in the first 3 games
- Made her 1st start of season against UIC, scoring 7pts with 5 assists
- Scored 14 points on 6-of-8 shooting against Md. Eastern Shore (12/21)
- Scored nine points with a team-high 10 rebounds against UMBC (12/28)
- Let the team in scoring (10 pts) and rebounding (6 reb) at Pitt (1/22)
- Made her second start of the season at Notre Dame, scoring 11 points in the first half and 14 overall, also dishing five assists and grabbing five steals (1/29)
- Recorded first career double-double (12 pts/10 rebs) in win over Georgia Tech (2/2)
- Scored 16 points in the first half against Wake Forest (2/12)
- Started both games of the WNIT, scoring 14 points in the win at Saint Joseph's, including 9 points in fourth quarter

2017-18 GAME-BY-GAME

Opponent	GS	FG-FGA	3FG-3FGA	FT-FTA	Off-Def	Total Reb	PF	Points	A	TO	Blk	Stl	Min
at Miss St	*	2-8	0-2	0-0	0-4	4	4	4	0	6	0	1	32
CENT CONN	*	3-6	1-4	1-2	0-4	4	0	8	2	3	0	1	15
GEORGIA	*	0-3	0-3	1-2	1-6	7	1	1	2	3	0	1	22
at Dayton		3-12	2-6	0-0	0-5	5	3	8	1	3	0	0	33
HAMPTON		2-6	2-5	0-0	0-3	3	0	6	2	1	0	0	24
HARVARD		1-7	0-4	1-2	0-1	1	2	3	0	1	0	0	24
DUQUESNE		4-9	2-5	5-6	1-3	4	5	15	2	3	0	1	36
MARYLAND		5-10	1-3	0-0	0-1	1	0	11	4	1	0	2	30
UNCG		5-6	4-4	1-2	0-6	6	3	15	4	1	0	0	29
at Rutgers	*	5-11	3-8	0-2	1-5	6	3	13	3	0	0	1	40
vs Ohio		4-6	4-5	2-2	1-4	5	2	14	6	4	0	0	28
vs Indiana		7-11	4-7	6-6	2-2	4	1	24	2	4	0	0	36
MANHATTAN		3-9	1-4	1-1	1-2	3	1	8	4	3	1	2	28
PITT		3-10	3-5	0-0	0-2	2	3	9	1	3	0	0	28
SYRACUSE		4-10	2-6	2-4	2-4	6	0	12	3	2	1	2	27
at NC State		5-9	4-6	4-8	1-4	5	3	18	2	3	0	1	34
CLEMSON		2-5	1-4	0-0	1-0	1	0	5	3	1	0	3	26
at BC		4-8	1-5	3-5	0-7	7	3	12	1	4	0	1	28
at Duke													
VIRGINIA TECH													
UNC													
at Georgia Tech													
LOUISVILLE													
at FSU													
at Virginia Tech													
NOTRE DAME													
MIAMI													
at Louisville													
at Wake													

SINGLE GAME BESTS

POINTS

Season: 24 vs Indiana (12/18)
Career: 24 vs Indiana (12/18/17)

REBOUNDS

Season: 7 (2x) last at BC (1/11)
Career: 10 (3x) last vs. Georgia Tech (2/2)

FG MADE

Season: 7 vs Indiana (12/18)
Career: 7 vs Indiana (12/18/17)

FG ATTEMPTS

Season: 12 at Dayton (11/19)
Career: 14 at Notre Dame (1/29/16)

FG Percentage

Season: 5-6 vs UNCG (12/2)
Career: 5-6 vs UNCG (12/2/17)

3 PT FG MADE

Season: 4 vs UNCG (12/2)
Career: 4 (several)

3 PT FG ATTEMPTS

Season: 8 at Rutgers (12/4)
Career: 9 at Miami (2/9/17)

3 PT FG Percentage

Season: 4-4 vs UNCG (12/2)
Career: 4-4 vs UNCG (12/2/17)

FT MADE

Season: 6 vs Indiana (12/18)
Career: 8 vs Florida State (2/16/17)

FT ATTEMPTS

Season: 8 at NC State (1/4)
Career: 10 vs Florida State (2/16/17)

ASSISTS

Season: 4 (2x) last vs UNCG (12/2)
Career: 6 (2x) last at Syracuse (1/2/17)

STEALS

Season: 1 at Rutgers (12/4)
Career: 5 at Notre Dame (1/29/17)

DOUBLE DOUBLES

Season:
Career: 1 vs Georgia Tech (2/2)

AT EAST CAROLINA

Year	G-GS	Min/Avg	FG-FGA	Pct.	3FG-A	Pct.	FT-FTA	Pct.	O-D	T	Avg.	Pf-DQ	Ast	TO	Blk	St	Pts	Avg
2013-14	31-1	341/11.0	63-155	.406	27-81	.333	31-42	.738	21-31	52	1.7	45-0	25	41	9	16	184	5.9
AT VIRGINIA																		
Year	G-GS	Min/Avg	FG-FGA	Pct.	3FG-A	Pct.	FT-FTA	Pct.	O-D	T	Avg.	Pf-DQ	Ast	TO	Blk	St	Pts	Avg
2015-16	33-6	545/16.5	51-168	.304	27-85	.318	37-52	.712	31-61	92	2.8	60-0	30	50	3	23	166	5.0
2016-17	33-4	808/24.5	86-220	.391	48-127	.378	65-91	.714	42-95	137	4.2	64-1	67	73	4	36	285	8.6
2017-18	18-4	520/28.9	62-146	.425	35-86	.407	27-42	.643	11-63	74	4.1	34-1	42	46	2	16	186	10.3
TOTAL	84-14	1873/22.3	199-534	.373	110-298	.369	129-185	.697	84-219	303	3.6	158-2	139	169	9	75	637	7.6

5 KHYASIA CALDWELL



5-5 • Freshman • Guard • Pocono Summit, Pa. • Pocono Mountain East

AT VIRGINIA

2017-18

- Made her collegiate debut at Mississippi State, scoring two points and grabbing a steal in two minutes on the court (11/10)
- Scored four points in four minutes against Manhattan (12/21)
- Will be a two-sport athlete at UVA, also be competing for the track & field team in the spring

HIGH SCHOOL/CLUB

- Four-year varsity letter winner in basketball at Pocono Mountain East High School
- Earned Second Team All-Conference honors her freshman season, tying her school record for single-game rebounding with 23 in one contest
- First Team All-Conference her sophomore and senior seasons
- Junior season was named the Pocono Record Girl's Basketball Player of the Year
- Reached the 1,000 career point mark her senior year while averaging 14 points, 7.4 assists and 9 rebounds per game
- Also competed in track: Three-time PIAA State Champion in the long jump
- Holds school records in four events: the 100 (12.14), 200 (24.54), 400 (57.94) and long jump (20-5), and owns the long jump record in both the Eastern Pennsylvania Conference and District 11

SINGLE GAME BESTS

POINTS

Season: 5 vs CCSU (11/12)

REBOUNDS

Season:

FG MADE

Season:

FG ATTEMPTS

Season:

3 PT FG MADE

Season:

3 PT FG ATTEMPTS

Season:

Career:

FT MADE

Season:

FT ATTEMPTS

Season:

ASSISTS

Season:

BLOCKS

Season:

STEALS

Season:

2017-18 GAME-BY-GAME

Opponent	GS	FG-FGA	3FG-3FGA	FT-FTA	Off-Def	Total Reb	PF	Points	A	TO	Blk	Stl	Min
at Miss St	1-2	0-0	0-0	0-0	0-0	0	0	2	0	0	0	1	2
CENT CONN	2-3	1-2	0-2	1-1	2	3	5	1	0	0	0	0	9
GEORGIA	0-0	0-0	0-0	0-0	0	0	0	0	0	0	0	0	0
at Dayton	0-0	0-0	0-0	0-0	0	0	0	0	0	0	0	0	0+
HAMPTON	DNP												
HARVARD	DNP												
DUQUESNE	0-0	0-0	0-0	0-0	0	2	0	0	0	0	0	0	0+
MARYLAND	DNP												
UNCG	0-0	0-0	0-0	0-0	0	1	0	0	1	0	0	0	5
at Rutgers	0-0	0-0	0-0	0-0	0	0	0	0	0	0	0	0	1
vs Ohio	0-3	0-0	0-0	0-0	0	1	0	0	0	0	0	0	3
vs Indiana	DNP												
MANHATTAN	1-1	0-0	2-2	0-0	0	0	4	0	0	0	0	0	4
PITT	DNP												
SYRACUSE	DNP												
at NC State	DNP												
CLEMSON	1-2	0-0	0-0	0-0	0	1	2	0	0	0	0	0	4
at BC	DNP												
at Duke													
VIRGINIA TECH													
UNC													
at Georgia Tech													
LOUISVILLE													
at FSU													
at Virginia Tech													
NOTRE DAME													
MIAMI													
at Louisville													
at Wake													

VIRGINIA CAREER STATISTICS

Year	G-GS	Min/Avg	FG-FGA	Pct.	3FG-A	Pct.	FT-FTA	Pct.	O-D	T	Avg.	Pf-DQ	Ast	TO	Blk	St	Pts	Avg
2017-18	10-0	28/2.8	5-11	.455	1-2	.500	2-4	.500	1-1	2	0.2	9-0	1	1	0	1	13	1.3

23 ALIYAH HULAND EL



6-1 • Senior • Guard • Randolph, N.J. • Randolph High School

AT VIRGINIA 2017-18

- Came off the bench to go 5-of-6 from the field for 13 points against Central Connecticut (11/12)
- Had a season-high seven rebounds against Georgia (11/16)
- Made her first start of the season against Hampton, scoring 10 points in the first half (11/21)
- Named to the Cavalier Classic all-tournament team after hitting the game-tying three-pointer against Harvard (11/25) and scoring a team-high 17 points against Duquesne (11/26)
- Grabbed 10 rebounds in the overtime win against Indiana (12/18)

2016-17

- Had the first double-double of her career with 12 points and 10 assists against Coppin State, the first UVA player to have double-digit assists in a game since Sharneé Zoll had 11 in 2008
- Scored 11 points in the first quarter in the win over Rutgers (11/20)
- Back-to-back 16-point games against Rutgers and St. John's (11/20, 25)
- Made her first five field goal attempts against BC, scoring 12 points in the first 16 minutes (1/15)
- Scored 10 points against NC State, with seven coming in the final quarter (2/26)

2017-18 GAME-BY-GAME:

Opponent	GS	FG-FGA	3FG-3FGA	FT-FTA	Off-Def	Total Reb	PF	Points	A	TO	Blk	Stl	Min
at Miss St		2-6	0-2	2-2	0-0	0	2	6	0	0	0	0	21
CENT CONN		5-6	1-1	2-2	0-1	1	1	13	2	1	1	3	17
GEORGIA		3-4	2-3	1-2	2-5	7	2	9	2	2	1	1	20
at Dayton		3-6	1-2	1-1	1-2	3	3	8	1	1	2	1	27
HAMPTON	*	3-9	2-3	2-2	0-2	2	1	10	2	1	1	2	29
HARVARD	*	2-6	2-5	2-2	2-3	5	2	8	4	4	2	2	26
DUQUESNE	*	5-13	4-10	3-5	2-2	4	3	17	0	1	1	0	23
MARYLAND	*	3-5	1-3	2-2	0-1	1	2	9	1	2	2	0	23
UNCG	*	5-8	3-4	0-0	0-3	3	4	13	2	5	1	1	30
at Rutgers	*	1-4	0-2	1-2	2-2	4	4	3	2	2	0	0	25
vs Ohio	*	8-15	1-2	0-0	3-0	3	2	17	1	2	1	0	25
vs Indiana	*	3-11	1-4	0-0	3-7	10	2	7	1	3	0	0	32
MANHATTAN	*	3-8	0-3	1-1	1-1	2	1	7	2	3	0	2	24
PITT	*	3-7	0-2	4-4	0-2	2	2	10	0	1	1	0	25
SYRACUSE	*	4-8	3-5	4-6	3-2	5	1	15	2	2	0	1	35
at NC State	*	5-11	1-4	2-2	1-3	4	0	13	1	2	0	0	37
CLEMSON	*	4-7	0-2	0-1	1-1	2	0	8	3	2	0	2	25
at BC	*	3-8	1-2	0-0	0-2	2	1	7	2	2	0	1	33
at Duke													
VIRGINIA TECH													
UNC													
at Georgia Tech													
LOUISVILLE													
at FSU													
at Virginia Tech													
NOTRE DAME													
MIAMI													
at Louisville													
at Wake													

SINGLE GAME BESTS

POINTS

Season: 17 (2x) last vs Ohio (12/17)
Career: 23 vs Louisville (1/5/17)

REBOUNDS

Season: 10 vs Indiana (12/18)
Career: 10 (2x) vs Indiana (12/18/17)

FG MADE

Season: 8 vs Ohio (12/17)
Career: 9 vs Longwood (11/22/15)

FG ATTEMPTS

Season: 15 vs Ohio (12/17)
Career: 15 (2x)

FG SHOOTING

Season: 5-6 (.833) vs CCSU (11/12)
Career: 7-10 (.700) vs NJIT (12/5/15)

3 PT FG MADE

Season: 4 vs Duquesne (11/26)
Career: 4, several

3 PT FG ATTEMPTS

Season: 10 vs Duquesne (11/26)
Career: 10 vs Duquesne (11/26/17)

3 PT FG PERCENTAGE

Season: 3-of-4 vs UNCG (12/2)
Career: 3-of-3 vs Miami (1/3/16)

FT MADE

Season:
Career: 7 at Auburn (11/19/15)

FT ATTEMPTS

Season:
Career: 8 at Auburn (11/19/15)

ASSISTS

Season: 2 (2x) last vs. Georgia (11/16)
Career: 10 vs Coppin State (11/13/16)

BLOCKS

Season: 1 (2x) last vs Georgia (11/16)
Career: 3 (2x) last vs Miami (1/3/16)

STEALS

Season: 3 vs. CCSU (11/12)
Career: 4 vs Longwood (12/16/14)

DOUBLE DOUBLES

Season:
Career: 1 vs Coppin State (11/13/16)

VIRGINIA CAREER STATISTICS

Year	G-GS	Min/Avg	FG-FGA	Pct.	3FG-A	Pct.	FT-FTA	Pct.	O-D	T	Avg.	Pf-DQ	Ast	TO	Blk	St	Pts	Avg
2014-15	31-1	552/17.8	63-189	.333	23-93	.247	24-32	.750	19-34	53	1.7	59-0	29	43	10	24	173	5.6
2015-16	34-10	853/25.1	120-281	.427	35-107	.327	51-63	.810	40-74	114	3.4	90-4	46	94	21	35	326	9.6
2016-17	33-23	750/22.7	87-222	.392	35-113	.310	36-51	.706	29-70	99	3.0	65-0	43	49	19	24	245	7.4
2017-18	18-14	477/26.5	65-142	.458	23-59	.390	27-34	.794	21-39	60	3.3	33-0	28	36	13	16	180	10.0
TOTAL	116-48	2632/22.7	335-834	.402	116-372	.312	138-180	.767	109-217	326	2.8	247-4	146	222	63	99	924	8.0

14 LISA JABLONOWSKI



6-3 • Sophomore • Wing/Forward • Ernster, Luxembourg • Lycee des Garcons

AT VIRGINIA

2017-18

- Started the game at Dayton (11/19)

2016-17

- Moved into the starting lineup for the final nine games of the season
- Made her collegiate debut in the season-opener against Middle Tennessee, scoring four points with four rebounds in 11 minutes
- Had a game-high six rebounds in 13 minutes against Rutgers (11/20)
- Made her first career start against Wake Forest (2/12)
- Had a team-high eight rebounds in the upset win over No. 4 FSU (2/16)

HIGH SCHOOL/CLUB

- Named Sportswoman of the Year, the most prestigious award in Luxembourg, for her performance in the 2014-15 season
- Helped lead her Amicale Steinsel team to the 2016 National Championship of Luxembourg
- Voted to the 2016 Luxembourgish League All-Star Game roster
- Was named the Eurobasket.com Player of the Week (Nov. 9, 2015) after scoring 21 points with nine rebounds and four assists in a victory over Sparta
- A three-time MVP of the U16 and U18 divisions, she helped her team win the Luxembourg Cup in 2014 and guided them to second place finishes in the U14, U16 and U18 championships.

2017-18 GAME-BY-GAME:

Opponent	GS	FG-FGA	3FG-3FGA	FT-FTA	Off-Def	Total Reb	PF	Points	A	TO	Blk	Stl	Min
at Miss St		2-3	1-1	0-0	0-3	3	4	5	0	1	0	0	17
CENT CONN		2-3	0-0	0-0	3-3	6	0	4	1	0	0	1	18
GEORGIA		0-3	0-0	0-0	0-3	3	1	0	0	2	0	0	18
at Dayton	*	0-0	0-0	0-0	0-3	3	3	0	2	1	0	0	20
HAMPTON		2-3	0-0	0-0	0-3	3	1	4	1	0	0	2	20
HARVARD		1-3	0-0	0-2	4-2	6	1	2	1	1	0	1	16
DUQUESNE		3-8	0-2	0-0	3-1	4	2	6	2	1	0	0	25
MARYLAND		1-2	0-1	0-2	3-1	4	1	2	2	2	0	1	25
UNCG		1-2	0-1	0-2	3-1	4	1	2	2	2	0	1	25
at Rutgers		1-2	0-0	0-0	1-3	4	1	2	2	1	0	1	27
vs Ohio		3-5	0-1	0-0	2-1	3	1	6	1	0	0	0	21
vs Indiana		0-0	0-0	2-2	3-2	5	2	2	2	0	1	0	22
MANHATTAN		3-8	0-0	0-0	2-2	4	2	6	1	1	0	1	20
PITT		2-4	0-0	0-0	2-1	3	0	4	1	1	1	2	23
SYRACUSE		1-1	0-0	0-0	0-0	0	1	2	0	0	0	0	12
at NC State		1-3	1-2	0-0	1-2	3	1	3	2	1	0	0	18
CLEMSON		1-2	0-1	0-0	1-4	5	2	2	1	1	1	0	18
at BC		1-4	0-0	0-0	2-3	5	0	2	0	1	1	0	19
at Duke													
VIRGINIA TECH													
UNC													
at Georgia Tech													
LOUISVILLE													
at FSU													
at Virginia Tech													
NOTRE DAME													
MIAMI													
at Louisville													
at Wake													

SINGLE GAME BESTS

POINTS

Season: 6 vs Duquesne (11/26)

Career: 9 vs Nebraska (11/26)

REBOUNDS

Season: 6 (2x)

Career: 8 vs Florida State (2/16)

FG MADE

Season:

Career: 4 vs Nebraska (11/26)

FG ATTEMPTS

Season:

Career: 5 (2x)

3 PT FG MADE

Season:

Career:

3 PT FG ATTEMPTS

Season:

Career: 2

FT MADE

Season:

Career:

FT ATTEMPTS

Season:

Career:

ASSISTS

Season:

Career:

BLOCKS

Season:

Career:

STEALS

Season:

Career: 3 (2x) last at Syracuse (01/02)

VIRGINIA CAREER STATISTICS

Year	G-GS	Min/Avg	FG-FGA	Pct.	3FG-A	Pct.	FT-FTA	Pct.	O-D	T	Avg.	Pf-DQ	Ast	TO	Blk	St	Pts	Avg
2016-17	32-9	521/16.3	34-80	.425	4-15	.267	6-17	.353	45-38	83	2.6	27-0	22	29	8	30	78	2.4
2017-18	18-1	347/19.3	23-49	.469	3-10	.300	5-10	.500	25-39	64	3.6	21-0	20	15	4	9	54	3.0
TOTAL	50-10	868/17.4	57-129	.442	7-25	.280	11-27	.407	70-77	147	2.9	48-0	42	44	12	39	132	2.6

32 MONÉ JONES



6-3 • Junior • Forward • Durham, N.C. • Riverside High School

AT VIRGINIA

2017-18

- Missed 10 games, beginning with Hampton (11/21) with a foot injury. Dressed for the Syracuse game (12/31), but did not play. Returned to action against Clemson (1/7)

2016-17

- Missed the first eight games of the season with a leg injury
- Made her season debut against UIC, scoring 3 ptt in 12 minutes (12/16)
- Scored nine points in 18 minutes against MDES (12/21)

SINGLE GAME BESTS

POINTS

Season:

Career: 10 vs Norfolk State (11/16/15)

REBOUNDS

Season:

Career: 7 vs NJIT (12/5/15)

FG MADE

Season:

Career: 3 at MT (11/13/15)

FG ATTEMPTS

Season:

Career: 8 at MT (11/13/15)

3 PT FG MADE

Season:

Career:

3 PT FG ATTEMPTS

Season:

Career:

FT MADE

Season:

Career: 4 vs Norfolk State (11/16/15)

FT ATTEMPTS

Season:

Career: 4, 2x last vs Tulane (11/28/15)

ASSISTS

Season:

Career: 1

BLOCKS

Season:

Career: 2

STEALS

Season:

Career: 3

2017-18 GAME-BY-GAME:

Opponent	GS	FG-FGA	3FG-3FGA	FT-FTA	Off-Def	Total Reb	PF	Points	A	TO	Blk	Stl	Min
at Miss St		0-3	0-0	0-0	0-0	0	1	0	2	1	0	0	19
CENT CONN		3-4	0-0	0-0	0-0	0	4	6	2	0	0	0	16
GEORGIA		0-1	0-0	0-0	0-0	0	0	0	0	2	0	0	8
at Dayton		0-0	0-0	0-0	1-0	1	0	0	1	0	0	0	4
HAMPTON		INJ											
HARVARD		INJ											
DUQUESNE		INJ											
MARYLAND		INJ											
UNCG		INJ											
at Rutgers		INJ											
vs Ohio		INJ											
vs Indiana		INJ											
MANHATTAN		INJ											
PITT		INJ											
SYRACUSE		DNP											
at NC State		DNP											
CLEMSON		0-1	0-0	1-2	0-1	1	0	1	0	0	0	0	9
at BC		0-0	0-0	0-0	0-0	0	0	0	0	0	0	0	4
at Duke													
VIRGINIA TECH													
UNC													
at Georgia Tech													
LOUISVILLE													
at FSU													
at Virginia Tech													
NOTRE DAME													
MIAMI													
at Louisville													
at Wake													

VIRGINIA CAREER STATISTICS

Year	G-GS	Min/Avg	FG-FGA	Pct.	3FG-A	Pct.	FT-FTA	Pct.	O-D	T	Avg.	Pf-DQ	Ast	TO	Blk	St	Pts	Avg
2015-16	33-1	572/17.3	37-101	.366	0-3	.000	24-32	.750	30-57	87	2.6	69-2	21	43	19	18	98	3.0
2016-17	25-0	243/9.7	12-38	.316	4-12	.333	12-15	.800	8-13	21	0.8	20-1	3	13	2	5	40	1.6
2017-18	6-0	60/10.0	3-9	.333	0-0	.000	1-2	.500	1-1	2	0.3	5-0	5	3	0	0	7	1.2
TOTAL	64-1	875/13.7	52-148	.351	4-15	.267	37-49	.755	39-71	110	1.7	94-3	29	59	21	23	145	2.3

3 LAUREN MOSES



6-2 • Senior • Forward • Mount Holly, N.J. • Rancocas High School

AT VIRGINIA

2017-18 SEASON

- Changed jersey number to three for senior season, after wearing 21 for her first three years
- Was out of the starting lineup at Dayton, but returned against Hampton (11/21)
- Named to the Cavalier Classic all-tournament team after getting a double-double of 13 points and 10 rebounds against Harvard (11/25), her second time earning all-tourney honors at the Cav Classic after also doing so in 2015
- Scored a then-season-high 14 points in the win over Indiana (12/18) only to top it the next game with a 16-point performance against Manhattan (12/21). She started the game against the Jaspers making six of her first seven field goal attempts, scoring her first 14 points in 14 minutes on the floor

2016-17 SEASON

- ACC All-Academic Team
- Had a double-double with 15 points and 10 rebounds in 23 minutes against Coppin State (11/13)
- Scored a career-high 27 points at Richmond, including 11 pts in the 1st half; made four freethrows in final 21 seconds to put the game away (11/16)
- Named to the South Point Shootout All-Tournament Team after scoring 19 points in the win over Nebraska (11/26)
- Double-double with 10 points and 12 rebounds vs MDES (12/21)

2017-18 GAME-BY-GAME

Opponent	GS	FG-FGA	3FG-3FGA	FT-FTA	Off-Def	Total Reb	PF	Points	A	TO	Blk	Stl	Min
at Miss St	*	1-6	0-0	0-0	1-2	3	1	2	1	0	1	2	18
CENT CONN	*	4-6	0-0	1-2	3-3	6	0	9	2	1	1	3	17
GEORGIA	*	2-4	0-0	1-2	0-0	0	1	5	1	3	0	1	19
at Dayton		3-12	0-0	1-1	3-2	5	1	7	0	2	0	2	27
HAMPTON	*	4-7	0-0	1-2	1-4	5	4	9	0	1	1	2	25
HARVARD	*	4-11	0-0	5-8	6-4	10	2	13	0	1	1	2	28
DUQUESNE	*	1-8	0-0	1-2	5-1	6	0	3	1	0	1	0	23
MARYLAND	*	0-3	0-0	3-4	6-5	11	3	3	2	3	2	1	29
UNCG													
at Rutgers													
vs Ohio		2-2	0-0	3-4	3-2	5	2	7	0	3	1	0	13
vs Indiana		4-8	0-0	6-8	0-0	0	3	14	1	2	1	5	29
MANHATTAN		7-9	0-0	2-2	2-2	4	3	16	0	2	0	1	21
PITT		1-3	0-0	2-2	5-2	7	2	4	0	1	0	2	19
SYRACUSE		2-7	0-1	1-2	1-1	2	2	5	1	3	1	3	20
at NC State		3-6	0-0	3-5	1-2	3	5	9	0	2	0	0	20
CLEMSON		5-8	0-0	1-3	2-1	3	1	11	1	0	0	1	19
at BC		3-7	0-0	0-0	3-0	3	1	6	1	2	0	1	22
at Duke													
VIRGINIA TECH													
UNC													
at Georgia Tech													
LOUISVILLE													
at FSU													
at Virginia Tech													
NOTRE DAME													
MIAMI													
at Louisville													
at Wake													

SINGLE GAME BESTS

POINTS

Season: 16 vs Manhattan (12/21)
Career: 27 at Richmond (11/16/16)

REBOUNDS

Season: 11 vs Maryland (11/29)
Career: 15 at Boston College (02/14/16)

FG MADE

Season: 4
Career: 9 (2x) last vs Louisville (1/5/17)

FG ATTEMPTS

Season: 12 at Dayton (11/19)
Career: 17 at Miami (2/9/17)

FG SHOOTING

Season:
Career: 7-of-8 vs Coppin St (12/28/15)

FT MADE

Season: 6 vs Indiana (12/18)
Career: 8 at Wake Forest (1/10/16)

FT ATTEMPTS

Season: 8 vs Indiana (12/18)
Career: 13 at Wake Forest (1/10/16)

FT PERCENTAGE

Season:
Career: 9-9 at Richmond (11/16)

ASSISTS

Season:
Career: 4 (2x) last at Richmond (11/16/16)

BLOCKS

Season:
Career: 3 (4x)

STEALS

Season: 5 vs Indiana (12/18)
Career: 6 at Duke (2/4/16)

DOUBLE DOUBLES

Season: 1 vs Harvard (11/25)
Career: 9, last vs Harvard (11/25)

VIRGINIA CAREER STATISTICS

Year	G-GS	Min/Avg	FG-FGA	Pct.	3FG-A	Pct.	FT-FTA	Pct.	O-D	T	Avg.	Pf-DQ	Ast	TO	Blk	St	Pts	Avg
2014-15	31-30	731/23.6	77-183	.421	0-1	.000	35-66	.530	66-111	177	5.7	95-5	26	64	34	26	189	6.1
2015-16	34-34	969/28.5	128-293	.437	0-1	.000	65-115	.565	101-135	236	6.9	104-5	33	72	24	52	321	9.4
2016-17	33-33	874/26.5	134-281	.477	0-0	.000	47-75	.627	67-120	187	5.7	93-3	35	65	28	43	315	9.5
2017-18	16-7	349/21.8	46-107	.430	0-1	.000	31-47	.660	42-31	73	4.6	31-1	11	26	10	26	123	7.7
TOTAL	114-104	2923/25.6	385-864	.446	0-3	.000	178-303	.587	276-397	673	5.9	323-14	105	227	96	147	948	8.3

35 SHAKYNA PAYNE



6-3 • R-Sophomore • Forward • Acworth, Ga. • SW Atlanta Christian Academy

AT VIRGINIA 2017-18

- Scored her first career points against Central Connecticut (11/12)
- Grabbed three rebounds against CCSU (11/12) and Ohio (12/17)

2016-17

- Made her collegiate debut in the South Point Shootout game against Nebraska, playing seven minutes

2015-16

- Missed the entire season with a leg injury

HIGH SCHOOL

- Played four years of varsity basketball, playing three years at Etowah before finishing her senior year at Southwest Atlanta Christian Academy
- Was an honorable mention All-County player in 2011 before earning second-team honors in 2012 and then being named to the first-team in 2013
- 2014 Atlanta Journal Constitution All-State Class A Second Team
- Scored over 1,100 points in her prep career, averaging 12.6 points per game as a junior and 14.2 points with 7.3 rebounds per game her senior season
- Also played two years of varsity volleyball at Etowah as a middle blocker

2017-18 GAME-BY-GAME

Opponent	GS	FG-FGA	3FG-3FGA	FT-FTA	Off-Def	Total Reb	PF	Points	A	TO	Blk	Stl	Min
at Miss St		DNP											
CENT CONN		2-2	0-0	0-0	0-3	3	3	4	0	2	0	0	13
GEORGIA		DNP											
at Dayton		DNP											
HAMPTON		DNP											
HARVARD		DNP											
DUQUESNE		DNP											
MARYLAND		DNP											
UNCG		0-1	0-0	0-0	0-0	0	1	0	0	0	0	0	3
at Rutgers		DNP											
vs Ohio		0-1	0-0	1-2	2-1	3	1	1	0	1	0	0	3
vs Indiana		DNP											
MANHATTAN		0-1	0-0	0-0	0-0	0	1	0	0	1	0	1	4
PITT		DNP											
SYRACUSE		DNP											
at NC State		DNP											
CLEMSON		0-1	0-0	0-0	0-0	0	0	0	0	0	0	0	5
at BC		DNP											
at Duke													
VIRGINIA TECH													
UNC													
at Georgia Tech													
LOUISVILLE													
at FSU													
at Virginia Tech													
NOTRE DAME													
MIAMI													
at Louisville													
at Wake													

SINGLE GAME BESTS

POINTS

Season: 4 vs CCSU (11/12)

REBOUNDS

Season: 3 (2x) last vs Ohio (12/17)

FG MADE

Season:

FG ATTEMPTS

Season:

3 PT FG MADE

Season:

3 PT FG ATTEMPTS

Season:

FT MADE

Season:

FT ATTEMPTS

Season:

ASSISTS

Season:

BLOCKS

Season:

STEALS

Season:

VIRGINIA CAREER STATISTICS

Year	G-GS	Min/Avg	FG-FGA	Pct.	3FG-A	Pct.	FT-FTA	Pct.	O-D	T	Avg.	Pf-DQ	Ast	TO	Blk	St	Pts	Avg
2015-16	INJURED																	
2016-17	5-0	19/3.8	0-4	.000	0-0	.000	0-2	.000	0-2	2	0.4	1-0	0	1	1	0	0	0.0
2017-18	5-0	28/5.6	2-6	.333	0-0	.000	1-2	.500	2-4	6	1.2	6-0	0	4	0	1	5	1.0
TOTAL	10-0	47/4.7	2-10	.200	0-0	.000	1-4	.250	2-6	8	0.8	7-0	0	5	1	1	5	0.5

1 BRIANNA TINSLEY



5-7 • Freshman • Guard • Madison, Va. • St. Anne's-Belfield

AT VIRGINIA 2017-18

- Made her collegiate debut at Mississippi State, grabbing two rebounds in her first two minutes on the floor. Finished the game with seven points and two rebounds (11/10)
- Made her first career start at Dayton (11/19)

HIGH SCHOOL/CLUB

- Two-time Scrimmage Play area Player of the Year
- Three-time First Team All-Central Virginia Team
- Three-time First Team VISAA Division I All-State
- Four-time All-LIS selection
- Competed in ASSIST Women's 2017 National All-American Senior High School Basketball All Star Game
- Averaged 15.2 points, 3.9 assists, 3.9 steals and 3.4 rebounds per game in her four-year career, averaging 17.8 points her senior season
- Also ran track, 200m Conference/State Champion
- 100m Conference/State Runner Up

SINGLE GAME BESTS

POINTS

Season: 8 vs Manhattan (12/21)

REBOUNDS

Season: 4 (2x)

FG MADE

Season: 3

FG ATTEMPTS

Season: 8 vs Indiana (12/18)

3 PT FG MADE

Season:

3 PT FG ATTEMPTS

Season: 5 vs Harvard (11/25)

FT MADE

Season: 2

FT ATTEMPTS

Season: 4

ASSISTS

Season: 5 vs Ohio (12/17)

BLOCKS

Season:

STEALS

Season:

2017-18 GAME-BY-GAME

Opponent	GS	FG-FGA	3FG-3FGA	FT-FTA	Off-Def	Total Reb	PF	Points	A	TO	Blk	Stl	Min
at Miss St		2-4	1-1	2-2	0-2	2	1	7	1	4	0	0	18
CENT CONN		1-8	1-3	0-0	2-2	4	1	3	3	1	0	0	23
GEORGIA		1-1	1-1	0-0	0-1	1	1	3	1	2	0	1	15
at Dayton	*	0-5	0-1	0-0	0-1	1	0	0	1	0	0	0	11
HAMPTON	*	3-5	0-1	0-0	0-1	1	2	6	0	5	1	1	23
HARVARD	*	0-6	0-5	1-2	0-1	1	0	1	0	0	0	1	17
DUQUESNE	*	1-1	1-1	0-0	0-2	2	2	3	3	1	0	0	19
MARYLAND	*	0-3	0-1	0-0	0-2	2	2	0	2	1	0	2	16
UNCG	*	1-3	0-2	2-4	0-1	1	3	4	3	1	0	1	22
at Rutgers	*	1-2	1-1	2-2	0-1	1	3	5	0	3	0	0	20
vs Ohio	*	1-6	1-4	0-0	0-3	3	1	3	5	3	0	0	28
vs Indiana	*	2-8	1-4	0-0	0-4	4	1	5	4	3	0	0	21
MANHATTAN	*	3-4	1-2	1-2	0-1	1	0	8	2	2	0	1	19
PITT	*	2-5	1-3	0-0	0-1	1	0	5	1	1	0	0	14
SYRACUSE	*	1-5	1-3	2-2	3-0	3	2	5	1	0	0	2	17
at NC State	*	1-2	1-2	2-2	1-0	1	2	5	2	2	0	1	19
CLEMSON	*	2-5	1-3	0-0	0-1	1	1	5	1	1	0	0	23
at BC	*	2-3	0-1	1-1	0-0	0	4	5	1	2	0	0	20
at Duke													
VIRGINIA TECH													
UNC													
at Georgia Tech													
LOUISVILLE													
at FSU													
at Virginia Tech													
NOTRE DAME													
MIAMI													
at Louisville													
at Wake													

VIRGINIA CAREER STATISTICS

Year	G-GS	Min/Avg	FG-FGA	Pct.	3FG-A	Pct.	FT-FTA	Pct.	O-D	T	Avg.	Pf-DQ	Ast	TO	Blk	St	Pts	Avg
2017-18	18-15	345/19.2	24-76	.316	12-39	.308	13-17	.765	6-24	30	1.7	26-0	31	32	1	10	73	4.1

4 DOMINIQUE TOUSSAINT



5-9 • Sophomore • Guard • Staten Island, N.Y. • Christ the King

AT VIRGINIA 2017-18

- Opened the season by scoring a team-high 17 points at Mississippi State (11/10) and followed with another 17-point game against Central Connecticut (11/12)
- Scored a team-high 18 points against Georgia (11/16)
- Scored five baskets and had six assists in the win over Hampton (11/21)

2016-17

- ACC All-Freshman Team
- Third among ACC freshmen in points per game (9.5)
- Was in the starting lineup for her collegiate debut, scoring 16 points with five rebounds against Middle Tennessee (11/11)
- Was named to the Cavalier Classic All-Tournament Team after scoring a team-high 17 points in the finale against Dayton (12/29)
- Named the ACC Rookie of the Week (Feb. 6) after scoring a team-high 16 points in the Cavaliers' overtime win against Georgia Tech, scoring UVA's final eight points of the first quarter, keying the Cavaliers to a 19-14 lead at the first break. Toussaint added another 10 points against Duke, leading the Cavaliers in scoring for the second-straight game
- Hit the game-tying three-pointer at the buzzer to send the Syracuse game into overtime (1/5)
- Scored 16 points in the victory at Clemson (1/19)
- Scored career-high 19 points, incl. 12 in OT, in the win over Wake (2/12)
- Led the team in scoring in the upset of No. 4 FSU with 14 points, eight coming in the fourth quarter
- Scored 10 pts with 5 reb in ACC Tourney win over Wake (3/2)

HIGH SCHOOL/CLUB

- 2016 Miss New York Basketball, 2016 Gatorade New York State Girls' Basketball Player of the Year

2017-18 GAME-BY-GAME

Opponent	GS	FG-FGA	3FG-3FGA	FT-FTA	Off-Def	Total Reb	PF	Points	A	TO	Blk	Stl	Min
at Miss St	*	5-10	1-3	6-7	2-4	6	4	17	3	8	0	1	24
CENT CONN	*	6-14	3-7	2-2	1-1	2	1	17	3	0	0	3	18
GEORGIA	*	6-18	2-5	4-7	1-2	3	1	18	5	3	0	1	36
at Dayton	*	3-13	1-3	2-2	0-2	2	4	9	4	0	0	1	35
HAMPTON	*	5-11	1-6	3-6	0-3	3	2	14	6	3	0	2	34
HARVARD	*	2-12	1-3	0-0	0-3	3	2	5	2	2	0	0	37
DUQUESNE	*	5-12	1-3	0-0	0-2	2	3	11	2	3	0	0	27
MARYLAND	*	8-18	2-5	0-1	0-2	2	3	18	2	6	0	1	35
UNCG	*	4-7	1-3	2-2	0-4	4	2	11	1	3	0	1	26
at Rutgers	*	0-4	0-1	0-0	0-0	0	2	0	1	1	0	0	9
vs Ohio	*	5-9	3-6	0-0	0-6	6	3	13	5	5	0	2	26
vs Indiana	*	4-10	1-5	3-5	0-3	3	3	12	4	5	0	3	39
MANHATTAN	*	2-5	0-2	1-2	0-4	4	1	5	5	1	0	2	30
PITT	*	4-17	2-8	6-6	0-4	4	1	16	7	1	0	3	36
SYRACUSE	*	3-10	1-5	2-2	0-5	5	4	9	6	3	0	2	32
at NC State	*	4-9	2-5	1-2	0-4	4	5	11	1	1	0	0	20
CLEMSON	*	4-8	2-5	0-0	0-3	3	3	10	5	1	0	1	25
at BC	*	5-8	2-3	0-0	0-2	2	2	12	7	2	0	0	22
at Duke													
VIRGINIA TECH													
UNC													
at Georgia Tech													
LOUISVILLE													
at FSU													
at Virginia Tech													
NOTRE DAME													
MIAMI													
at Louisville													
at Wake													

SINGLE GAME BESTS

POINTS

Season: 18 (2x) last vs Maryland (11/29)
Career: 19 vs Wake Forest (2/12/17)

REBOUNDS

Season: 6 vs CCSU (11/12)
Career: 9 at Richmond (11/16/16)

FG MADE

Season: 6
Career: 7 vs. Georgia Tech (2/2/17)

FG ATTEMPTS

Season: 18 (2x)
Career: 18 (2x)

3 PT FG MADE

Season: 3 vs CCSU (11/12)
Career: 3 vs CCSU (11/12)

3 PT FG ATTEMPTS

Season: 8 vs Pitt (12/28)
Career: 8 (2x)

FT MADE

Season: 6 (2x) last vs Pitt (12/28)
Career: 6 (2x)

FT ATTEMPTS

Season: 7(2x)
Career: 8 vs Middle Tennessee (11/11/16)

FT PERCENTAGE

Season: 6-6 vs Pitt (12/28)
Career: 6-6 vs Pitt (12/28/17)

ASSISTS

Season: 7 (2x) last at BC (1/11)
Career: 7 (2x) last at BC (1/11/18)

BLOCKS

Season:
Career: 2

STEALS

Season: 3 vs CCSU (11/12)
Career: 4 at BGSU (12/4/16)

VIRGINIA CAREER STATISTICS

Year	G-GS	Min/Avg	FG-FGA	Pct.	3FG-A	Pct.	FT-FTA	Pct.	O-D	T	Avg.	Pf-DQ	Ast	TO	Blk	St	Pts	Avg
2016-17	31-30	808/26.1	113-288	.392	25-82	.305	44-59	.746	19-82	101	3.3	77-2	74	96	4	42	295	9.5
2017-18	18-17	511/28.4	75-195	.385	26-78	.333	32-44	.727	4-54	58	3.2	46-1	69	48	0	23	208	11.6
TOTAL	49-47	1319/26.9	188-483	.389	51-160	.319	76-103	.738	23-136	159	3.2	123-3	143	144	4	65	503	10.3

13 JOCELYN WILLOUGHBY



6-0 • Sophomore • Forward/Guard • East Orange, N.J. • Newark Academy

AT VIRGINIA 2017-18

- Scored a team-high 19 points in the win over Central Connecticut and followed that with a 17-point performance against Georgia (11/16)
- Scored 11 points in 22 minutes against UNCG, going 5-of-7 from the field (12/2)
- Led team with 14 points at Rutgers (12/4)
- Scored 18 points on 7-of-9 shooting with 11 rebounds for her first double-double of the season at BC (1/11)

2016-17

- ACC All-Freshman Team; ACC All-Academic Team
- Second among ACC freshmen in rebounding (6.2 per game) and leads the conference rookies in steals per game (1.7 per game, 55 overall)
- Third among ACC freshmen in scoring at 9.2 points per game
- Became the first freshman to lead UVA in rebounding since Brandi Teamer in 2002 and the first freshman guard to do so since Chrissy Reese in 1980
- Only player on the 2016-17 team to have two 20-point games in the season

HIGH SCHOOL/CLUB

- 2016 Gatorade New Jersey Girl's Basketball Player of the Year

SINGLE GAME BESTS

POINTS

Season: 19 vs CCSU (11/12)
Career: 25 at Saint Joseph's (3/17/17)

REBOUNDS

Season: 11 at BC (1/11)
Career: 11 (2x) last at BC (1/11)

FG MADE

Season: 8 vs CCSU (11/12)
Career: 10 at Saint Joseph's (3/17/17)

FG ATTEMPTS

Season: 14 at Rutgers (12/4)
Career: 14 (2x) last at Rutgers (12/4/17)

3 PT FG MADE

Season: 2

3 PT FG ATTEMPTS

Season: 4

FT MADE

Season: 6 at NC State (1/4)
Career: 12 vs Dayton (12/29/16)

FT ATTEMPTS

Season: 6 at NC State (1/4)
Career: 14 vs Dayton (12/29/16)

FT PERCENTAGE

Season: 6-6 at NC State (1/4)
Career: 12-of-14 (.857) vs Dayton (12/29/16)

ASSISTS

Season:
Career: 4 at Notre Dame (1/29/17)

BLOCKS

Season:
Career: 3 vs UMBC (12/28/16)

STEALS

Season:
Career: 6 at Georgia (12/19/16)

DOUBLE DOUBLES

Season: 1 at Boston College (1/11)
Career: 3 last at Boston College (1/11/18)

2017-18 GAME-BY-GAME:

Opponent	GS	FG-FGA	3FG-3FGA	FT-FTA	Off-Def	Total Reb	PF	Points	A	TO	Blk	Stl	Min
at Miss St	*	3-4	0-0	0-0	0-6	6	4	6	0	1	0	1	20
CENT CONN	*	8-13	1-1	2-3	1-3	4	0	19	2	1	0	1	21
GEORGIA	*	6-10	1-1	4-5	0-2	2	5	17	0	2	1	2	33
at Dayton	*	4-13	1-3	0-0	3-2	5	4	9	1	5	0	5	31
HAMPTON	*	6-9	1-1	2-2	2-4	6	5	15	0	1	0	1	30
HARVARD	*	4-11	2-4	2-4	7-1	8	3	12	1	4	1	2	37
DUQUESNE	*	3-10	0-1	0-0	0-4	4	5	6	2	2	0	2	30
MARYLAND	*	4-10	0-0	0-0	1-6	7	3	8	1	3	0	3	34
UNCG	*	5-7	1-1	0-0	0-2	2	3	11	1	0	0	0	22
at Rutgers	*	5-14	2-4	2-2	0-2	2	2	14	1	3	0	1	38
vs Ohio	*	3-6	0-1	2-2	0-2	2	4	8	1	2	0	0	29
vs Indiana	*	3-6	0-1	2-2	0-2	2	4	8	1	2	0	0	29
MANHATTAN	*	3-8	0-0	0-0	2-2	4	2	6	1	1	0	1	20
PITT	*	0-5	0-0	4-6	3-6	9	1	4	0	3	0	2	31
SYRACUSE	*	2-6	1-2	3-4	1-0	1	2	8	0	3	0	4	29
at NC State	*	2-7	0-2	6-6	0-3	3	3	10	2	1	0	2	31
CLEMSON	*	5-9	2-3	4-4	0-5	5	1	16	0	3	0	1	28
at BC	*	7-9	2-3	2-2	1-10	11	3	18	3	1	0	0	32
at Duke													
VIRGINIA TECH													
UNC													
at Georgia Tech													
LOUISVILLE													
at FSU													
at Virginia Tech													
NOTRE DAME													
MIAMI													
at Louisville													
at Wake													

VIRGINIA CAREER STATISTICS

Year	G-GS	Min/Avg	FG-FGA	Pct.	3FG-A	Pct.	FT-FTA	Pct.	O-D	T	Avg.	Pf-DQ	Ast	TO	Blk	St	Pts	Avg
2016-17	33-33	987/29.9	109-288	.378	8-39	.205	98-132	.742	71-133	204	6.2	110-8	55	94	13	55	324	9.8
2017-18	18-18	519/28.8	72-154	.468	14-27	.519	33-40	.825	21-63	84	4.7	50-3	18	36	2	28	191	10.6
TOTAL	51-51	1506/29.5	181-442	.410	22-66	.333	131-172	.762	92-196	288	5.6	160-11	73	130	15	83	515	10.1

**2017-18 Virginia Women's Basketball
Virginia Combined Team Statistics (as of Jan 11, 2018)
All games**

RECORD:	OVERALL	HOME	AWAY	NEUTRAL
ALL GAMES	12-6	8-3	2-3	2-0
CONFERENCE	5-0	3-0	2-0	0-0
NON-CONFERENCE	7-6	5-3	0-3	2-0

#	Player	gp-gs	min	Total		3-Point		F-Throw		Rebounds				pf	dq	a	to	blk	stl	pts	avg			
				fg-fga	fg%	3fg-fga	3fg%	ft-fa	ft%	off	def	tot	avg											
04	Dominique Toussaint	18-17	511	28.4	75-195	.385	26-78	.333	32-44	.727	4	54	58	3.2	46	1	69	48	0	23	208	11.6		
13	Jocelyn Willoughby	18-18	519	28.8	72-154	.468	14-27	.519	33-40	.825	21	63	84	4.7	50	3	18	36	2	28	191	10.6		
10	J'Kyra Brown	18-4	520	28.9	62-146	.425	35-86	.407	27-42	.643	11	63	74	4.1	34	1	42	46	2	16	186	10.3		
23	Aliyah Huland El	18-14	477	26.5	65-142	.458	23-59	.390	27-34	.794	21	39	60	3.3	33	0	28	36	13	16	180	10.0		
03	Lauren Moses	16-7	349	21.8	46-107	.430	0-1	.000	31-47	.660	42	31	73	4.6	31	1	11	26	10	26	123	7.7		
30	Felicia Aiyeotan	18-14	397	22.1	59-122	.484	0-0	.000	14-29	.483	46	90	136	7.6	28	0	15	35	45	4	132	7.3		
01	Brianna Tinsley	18-15	345	19.2	24-76	.316	12-39	.308	13-17	.765	6	24	30	1.7	26	0	31	32	1	10	73	4.1		
14	Lisa Jablonowski	18-1	347	19.3	23-49	.469	3-10	.300	5-10	.500	25	39	64	3.6	21	0	20	15	4	9	54	3.0		
02	Jae'Lisa Allen	6-0	44	7.3	4-9	.444	0-0	.000	1-2	.500	2	3	5	0.8	4	0	2	2	1	2	9	1.5		
05	Khyasia Caldwell	10-0	28	2.8	5-11	.455	1-2	.500	2-4	.500	1	1	2	0.2	9	0	1	1	0	1	13	1.3		
32	Mone Jones	6-0	60	10.0	3-9	.333	0-0	.000	1-2	.500	1	1	2	0.3	5	0	5	3	0	0	7	1.2		
35	Shakyna Payne	5-0	28	5.6	2-6	.333	0-0	.000	1-2	.500	2	4	6	1.2	6	0	0	4	0	1	5	1.0		
Team											36	44	80											
Total.....		18	3625		440-1026	.429	114-302	.377	187-273	.685	218	456	674	37.4	293	6	242	287	78	136	1181	65.6		
Opponents.....		18	3625		374-1015	.368	128-411	.311	174-252	.690	220	406	626	34.8	293	-	204	309	50	145	1050	58.3		

TEAM STATISTICS	VA	OPP	Date	Opponent	Score	Att.
SCORING	1181	1050	11/10/17	at Mississippi State	L 53-68	6811
Points per game	65.6	58.3	11/12/17	CENTRAL CONNECTICUT	w 103-59	3306
Scoring margin	+7.3	-	11/16/17	GEORGIA	L 61-64	3170
FIELD GOALS-ATT	440-1026	374-1015	11/19/17	at Dayton	L 46-61	1866
Field goal pct	.429	.368	11/21/17	HAMPTON	w 66-62	2546
3 POINT FG-ATT	114-302	128-411	11/25/17	HARVARD	w 50-48	2838
3-point FG pct	.377	.311	11/26/17	DUQUESNE	L 63-74	2846
3-pt FG made per game	6.3	7.1	11/29/17	MARYLAND	L 59-60	3082
FREE THROWS-ATT	187-273	174-252	12/02/17	UNCG	w 68-50	2642
Free throw pct	.685	.690	12/2/17	at Rutgers	L 43-52	1368
F-Throws made per game	10.4	9.7	12/17/17	vs Ohio	w 77-59	200
REBOUNDS	674	626	12/18/17	vs Indiana	Wot 82-72	150
Rebounds per game	37.4	34.8	12/21/17	MANHATTAN	w 69-47	2383
Rebounding margin	+2.7	-	* 12/28/17	PITTSBURGH	w 62-50	2822
ASSISTS	242	204	* 12/31/17	SYRACUSE	w 68-63	2979
Assists per game	13.4	11.3	* 1/4/18	at NC State	w 73-63	1801
TURNOVERS	287	309	* 01/07/18	CLEMSON	w 70-41	3995
Turnovers per game	15.9	17.2	* 1/11/18	at Boston College	w 68-57	1065
Turnover margin	+1.2	-	* - Conference game			
Assist/turnover ratio	0.8	0.7				
STEALS	136	145				
Steals per game	7.6	8.1				
BLOCKS	78	50				
Blocks per game	4.3	2.8				
ATTENDANCE	32609	13261				
Home games-Avg/Game	11-2964	5-2582				
Neutral site-Avg/Game	-	2-175				

Score by Periods	1st	2nd	3rd	4th	OT	Totals
Virginia	293	307	262	302	17	1181
Opponents	262	246	258	277	7	1050

**2017-18 Virginia Women's Basketball
Virginia Combined Team Statistics (as of Jan 11, 2018)
Conference games only**

RECORD:	OVERALL	HOME	AWAY	NEUTRAL
ALL GAMES	5-0	3-0	2-0	0-0
CONFERENCE	5-0	3-0	2-0	0-0
NON-CONFERENCE	0-0	0-0	0-0	0-0

#	Player	gp-gs	min	avg	Total		3-Point		F-Throw		Rebounds				pf	dq	a	to	blk	stl	pts	avg
					fg-fga	fg%	3fg-fga	3fg%	ft-fa	ft%	off	def	tot	avg								
04	Dominique Toussaint	5-5	135	27.0	20-52	.385	9-26	.346	9-10	.900	0	18	18	3.6	15	1	26	8	0	6	58	11.6
10	J'Kyra Brown	5-0	143	28.6	18-42	.429	11-26	.423	9-17	.529	4	17	21	4.2	9	0	10	13	1	7	56	11.2
13	Jocelyn Willoughby	5-5	151	30.2	16-36	.444	5-10	.500	19-22	.864	5	24	29	5.8	10	0	5	11	0	9	56	11.2
23	Aliyah Huland El	5-5	155	31.0	19-41	.463	5-15	.333	10-13	.769	5	10	15	3.0	4	0	8	9	1	4	53	10.6
30	Felicia Aiyeotan	5-5	111	22.2	20-40	.500	0-0	.000	2-5	.400	13	26	39	7.8	7	0	6	11	11	2	42	8.4
03	Lauren Moses	5-0	100	20.0	14-31	.452	0-1	.000	7-12	.583	12	6	18	3.6	11	1	3	8	1	7	35	7.0
01	Brianna Tinsley	5-5	93	18.6	8-20	.400	4-12	.333	5-5	1.000	4	2	6	1.2	9	0	6	6	0	3	25	5.0
14	Lisa Jablonowski	5-0	90	18.0	6-14	.429	1-3	.333	0-0	.000	6	10	16	3.2	4	0	4	4	3	2	13	2.6
05	Khyasia Caldwell	1-0	4	4.0	1-2	.500	0-0	.000	0-0	.000	0	0	0	0.0	1	0	0	0	0	0	2	2.0
32	Mone Jones	2-0	13	6.5	0-1	.000	0-0	.000	1-2	.500	0	1	1	0.5	0	0	0	0	0	0	1	0.5
35	Shakyna Payne	1-0	5	5.0	0-1	.000	0-0	.000	0-0	.000	0	0	0	0.0	0	0	0	0	0	0	0	0.0
Team											11	16	27				1					
Total.....		5	1000		122-280	.436	35-93	.376	62-86	.721	60	130	190	38.0	70	2	68	71	17	40	341	68.2
Opponents.....		5	1000		101-270	.374	38-105	.362	34-59	.576	50	112	162	32.4	84	-	56	90	10	35	274	54.8

TEAM STATISTICS	VA	OPP	Date	Opponent	Score	Att.
SCORING	341	274	* 12/28/17	PITTSBURGH	w 62-50	2822
Points per game	68.2	54.8	* 12/31/17	SYRACUSE	w 68-63	2979
Scoring margin	+13.4	-	* 1/4/18	at NC State	w 73-63	1801
FIELD GOALS-ATT	122-280	101-270	* 01/07/18	CLEMSON	w 70-41	3995
Field goal pct	.436	.374	* 1/11/18	at Boston College	w 68-57	1065
3 POINT FG-ATT	35-93	38-105	* - Conference game			
3-point FG pct	.376	.362				
3-pt FG made per game	7.0	7.6				
FREE THROWS-ATT	62-86	34-59				
Free throw pct	.721	.576				
F-Throws made per game	12.4	6.8				
REBOUNDS	190	162				
Rebounds per game	38.0	32.4				
Rebounding margin	+5.6	-				
ASSISTS	68	56				
Assists per game	13.6	11.2				
TURNOVERS	71	90				
Turnovers per game	14.2	18.0				
Turnover margin	+3.8	-				
Assist/turnover ratio	1.0	0.6				
STEALS	40	35				
Steals per game	8.0	7.0				
BLOCKS	17	10				
Blocks per game	3.4	2.0				
ATTENDANCE	9796	2866				
Home games-Avg/Game	3-3265	2-1433				
Neutral site-Avg/Game	-	0-0				

Score by Periods	1st	2nd	3rd	4th	Totals
Virginia	85	96	84	76	341
Opponents	71	61	71	71	274



Official Basketball Box Score -- Game Totals -- Final Statistics
Manhattan vs Virginia
12/21/17 7 p.m. at JPJ Arena, Charlottesville, Va.



Manhattan 47 • 3-8

Table with 15 columns: # Player, FG-FGA, 3-Ptr, FT-FTA, Rebounds (Off Def Tot), PF, TP, A TO Blk Stl, Min. Rows include Grimme, Kayla; Warley, Courtney; Morgan, Lizahya; etc.

Virginia 69 • 7-6

Table with 15 columns: # Player, FG-FGA, 3-Ptr, FT-FTA, Rebounds (Off Def Tot), PF, TP, A TO Blk Stl, Min. Rows include Felicia Aiyetotan; Brianna Tinsley; Dominique Toussaint; etc.

Officials: Bruce Morris, Talisa Green, Nic Cappel
Technical fouls: Manhattan-None. Virginia-None.
Attendance: 2383

Score by periods table showing 1st, 2nd, 3rd, 4th, and Total scores for Manhattan and Virginia.

Last FG - MANW 4th-03:01, VA 4th-00:32.
Largest lead - MANW None, VA by 24 4th-00:32.
MANW led for 00:00, VA led for 38:47. Game was tied for 00:51.

Score tied - 0 times.
Lead changed - 0 times.



Official Basketball Box Score -- Game Totals -- Final Statistics
Syracuse vs Virginia
12/31/17 2 p.m. at JPJ Arena, Charlottesville, Va.



Syracuse 63 • 12-3, 0-2 ACC

Table with 15 columns: # Player, FG-FGA, 3-Ptr, FT-FTA, Rebounds (Off Def Tot), PF, TP, A TO Blk Stl, Min. Rows include Tiana Mangakahia; Gabrielle Cooper; Amaya Finklea-Guity; etc.

Virginia 68 • 9-6, 2-0 ACC

Table with 15 columns: # Player, FG-FGA, 3-Ptr, FT-FTA, Rebounds (Off Def Tot), PF, TP, A TO Blk Stl, Min. Rows include Brianna Tinsley; Dominique Toussaint; Jocelyn Willoughby; etc.

Officials: Joseph Vaszily, Thomas Danaher, Mark Berger
Technical fouls: Syracuse-None. Virginia-None.
Attendance: 2979

Score by periods table showing 1st, 2nd, 3rd, 4th, and Total scores for Syracuse and Virginia.

Last FG - SU 4th-00:38, VA 4th-01:05.
Largest lead - SU by 9 2nd-09:55, VA by 6 1st-04:53.
SU led for 19:48, VA led for 14:33. Game was tied for 05:39.

Score tied - 5 times.
Lead changed - 12 times.

Official Basketball Box Score -- Game Totals -- Final Statistics
Pittsburgh vs Virginia
12/28/17 7 p.m. at JPJ Arena, Charlottesville, Va.

Pittsburgh 50 • 7-6, 0-1 ACC

Table with 15 columns: # Player, FG-FGA, 3-Ptr, FT-FTA, Rebounds (Off Def Tot), PF, TP, A TO Blk Stl, Min. Rows include Danielle Garven; Kalista Walters; Jasmine Whitney; etc.

Virginia 62 • 8-6, 1-0 ACC

Table with 15 columns: # Player, FG-FGA, 3-Ptr, FT-FTA, Rebounds (Off Def Tot), PF, TP, A TO Blk Stl, Min. Rows include Jocelyn Willoughby; Felicia Aiyetotan; Brianna Tinsley; etc.

Officials: Carla Fountain, Tiata Cruise, Rod Creech
Technical fouls: Pittsburgh-None. Virginia-None.
Attendance: 2822

Score by periods table showing 1st, 2nd, 3rd, 4th, and Total scores for Pittsburgh and Virginia.

Last FG - UP 4th-00:44, VA 4th-04:23.
Largest lead - UP by 2 1st-09:27, VA by 26 3rd-07:16.
UP led for 00:21, VA led for 38:11. Game was tied for 00:33.

Score tied - 0 times.
Lead changed - 1 time.

Official Basketball Box Score -- Game Totals -- Final Statistics
Virginia vs NC State
1/4/18 7:02 pm at Reynolds Coliseum (Raleigh, N.C.)

Virginia 73 • 10-6, 3-0

Table with 15 columns: # Player, FG-FGA, 3-Ptr, FT-FTA, Rebounds (Off Def Tot), PF, TP, A TO Blk Stl, Min. Rows include Brianna Tinsley; Dominique Toussaint; Jocelyn Willoughby; etc.

NC State 63 • 12-4, 1-2

Table with 15 columns: # Player, FG-FGA, 3-Ptr, FT-FTA, Rebounds (Off Def Tot), PF, TP, A TO Blk Stl, Min. Rows include Aislinn Konig; Kaila Ealey; Chelsea Nelson; etc.

Officials: Kathleen Lynch, Luis Gonzalez, Norma Jones
Technical fouls: Virginia-J'Kyra Brown. NC State-None.
Attendance: 1801

Score by periods table showing 1st, 2nd, 3rd, 4th, and Total scores for Virginia and NC State.

Last FG - VA 4th-07:43, ST 4th-00:55.
Largest lead - VA by 15 1st-03:23, ST None.
VA led for 39:24, ST led for 00:00. Game was tied for 00:18.

Score tied - 0 times.
Lead changed - 0 times.

Official Basketball Box Score -- Game Totals -- Final Statistics
Clemson vs Virginia
01/07/18 2 p.m. at JPJ Arena, Charlottesville, Va.
Clemson 41 • 10-6, 0-3 ACC

#	Player	Total		3-Ptr		Rebounds			PF	TP	A	TO	Blk	Stl	Min		
		FG	FGA	FG	FGA	Off	Def	Tot									
24	Ivy Atkism	f	1-3	0-0	0-0	0	2	2	3	2	0	0	0	0	16		
44	Kobi Thornton	f	3-9	0-0	0-0	0	2	2	5	6	0	3	0	1	26		
55	Tylar Bennett	f	1-1	0-0	0-1	2	3	5	3	2	0	2	1	0	30		
05	Danielle Edwards	g	3-12	1-5	1-2	1	4	5	2	8	4	3	1	2	32		
33	Alexis Carter	g	6-12	0-0	0-2	0	3	3	0	12	3	3	0	0	36		
01	Destiny Thomas	g	2-4	1-1	0-0	1	2	3	0	5	0	1	0	0	23		
02	Jenise Strover	g	1-2	0-0	0-0	0	1	1	1	2	0	1	0	0	4		
15	Jaia Alexander	g	2-7	0-1	0-2	1	2	3	0	4	1	3	0	2	20		
20	Sirah Diarra	g	0-0	0-0	0-0	0	2	2	0	0	2	0	0	0	13		
	Team					3	1	4			1						
Totals			19-50	2-7	1-7	8	22	30	16	41	8	19	2	5	200		
1st - FG %:		6-13	46.2%	2nd:	3-10	30.0%	3rd:	5-9	55.6%	4th:	5-18	27.8%	Game:		19-50	38.0%	Deadball
3FG %:		1-2	50.0%	1-2		50.0%	0-1		0.0%	2-7		28.6%					Rebounds
FT %:		0-1	0.0%	0-2		0.0%	1-2		50.0%	0-2		0.0%	1-7		14.3%	3	

Virginia 70 • 11-6, 4-0 ACC

#	Player	Total		3-Ptr		Rebounds			PF	TP	A	TO	Blk	Stl	Min		
		FG	FGA	FG	FGA	Off	Def	Tot									
13	Jocelyn Willoughby	f	5-9	2-3	4-4	0	5	5	1	16	0	3	0	1	28		
30	Felicia Aiyeotan	c	4-8	0-0	2-3	3	7	10	0	10	2	2	4	1	18		
01	Brianna Tinsley	g	2-5	1-3	0-0	0	1	1	1	5	1	1	0	0	23		
04	Dominique Toussaint	g	4-8	2-5	0-0	0	3	3	3	10	5	1	0	1	25		
23	Aliyah Huland El	g	4-7	0-2	0-1	1	1	2	0	8	3	2	0	2	25		
03	Lauren Moses	g	5-8	0-0	1-3	2	1	3	1	11	1	0	0	1	19		
05	Khyasia Caldwell	g	1-2	0-0	0-0	0	0	0	1	2	0	0	0	0	4		
10	J'Kyra Brown	g	2-5	1-4	0-0	1	0	1	0	5	3	1	0	3	26		
14	Lisa Jablonowski	g	1-2	0-1	0-0	1	4	5	2	2	1	1	1	0	18		
32	Mone Jones	g	0-1	0-0	1-2	0	1	1	0	1	0	0	0	0	9		
35	Shakyna Payne	g	0-1	0-0	0-0	0	0	0	0	0	0	0	0	0	5		
	Team					2	3	5									
Totals			28-56	6-18	8-13	10	26	36	9	70	16	11	5	9	200		
1st - FG %:		7-19	36.8%	2nd:	7-13	53.8%	3rd:	7-12	58.3%	4th:	7-12	58.3%	Game:		28-56	50.0%	Deadball
3FG %:		0-6	0.0%	1-4		25.0%	2-3		66.7%	6-18		33.3%					Rebounds
FT %:		2-4	50.0%	2-2		100.0%	0-2		0.0%	4-5		80.0%	8-13		61.5%	1	

 Officials: Dan Outlaw, Kevin Sparrock, Kristi Vera
 Technical fouls: Clemson-None. Virginia-TEAM.
 Attendance: 3995
 CU: 44 fouled out at 5:11 (IV)

Score by periods	1st	2nd	3rd	4th	Total
Clemson	13	7	11	10	41
Virginia	16	17	17	20	70

	In	Off	2nd	Fast	Bench
Points	CU	Paint	T/O	Chance	Break
	CU	26	6	4	2
	VA	26	24	11	6

 Last FG - CU 4th-00:55, VA 4th-01:54.
 Largest lead - CU None, VA by 31 4th-03:36.
 CU led for 00:00. VA led for 39:38. Game was tied for 00:22.

Official Basketball Box Score -- Game Totals -- Final Statistics
VA vs Boston College
1/11/18 7:00 P.M. at CONTE FORUM, CHESTNUT HILL, MA
VA 68 • 12-6 (5-0 ACC)

#	Player	Total		3-Ptr		Rebounds			PF	TP	A	TO	Blk	Stl	Min		
		FG	FGA	FG	FGA	Off	Def	Tot									
30	Felicia Aiyeotan	c	3-9	0-0	0-0	2	2	4	2	6	0	2	1	0	20		
01	Brianna Tinsley	g	2-3	0-1	1-1	0	0	0	4	5	1	2	0	0	20		
04	Dominique Toussaint	g	5-8	2-3	0-0	0	2	2	2	12	7	2	0	0	22		
13	Jocelyn Willoughby	g	7-9	2-3	2-2	1	10	11	3	18	3	1	0	0	32		
23	Aliyah Huland El	g	3-8	1-2	0-0	0	2	2	1	7	2	2	0	1	33		
03	Lauren Moses	g	3-7	0-0	0-0	3	0	3	1	6	1	2	0	1	22		
10	J'Kyra Brown	g	4-8	1-5	3-5	0	7	7	3	12	1	4	0	1	28		
14	Lisa Jablonowski	g	1-4	0-0	0-0	2	3	5	0	2	0	1	1	0	19		
32	Mone Jones	g	0-0	0-0	0-0	0	0	0	0	0	0	0	0	0	4		
	Team					1	0	1									
Totals			28-56	6-14	6-8	9	26	35	16	68	15	16	2	3	200		
1st - FG %:		7-16	43.8%	2nd:	10-16	62.5%	3rd:	6-12	50.0%	4th:	5-12	41.7%	Game:		28-56	50.0%	Deadball
3FG %:		1-3	33.3%	3-4		75.0%	1-3		33.3%	1-4		25.0%	6-14		42.9%	Rebounds	
FT %:		0-0	0.0%	0-1		0.0%	3-3		100.0%	3-4		75.0%	6-8		75.0%	1	

Boston College 57 • 6-10 (1-2 ACC)

#	Player	Total		3-Ptr		Rebounds			PF	TP	A	TO	Blk	Stl	Min		
		FG	FGA	FG	FGA	Off	Def	Tot									
02	Georgia Pineau	f	3-6	0-1	1-2	0	3	3	2	7	2	6	1	2	28		
11	Emma Guy	f	4-8	0-0	4-6	3	5	8	3	12	0	0	0	1	30		
03	Andie Anastos	g	1-1	1-1	0-0	0	1	1	1	3	2	3	0	0	31		
04	Taylor Ortlepp	g	4-12	2-8	0-0	0	1	1	0	10	4	1	0	2	36		
23	Milan Bolden-Morris	g	5-11	4-10	0-0	0	1	1	3	14	2	0	0	0	37		
21	Martina Mosetti	g	2-6	2-5	1-2	1	6	7	4	7	2	3	0	1	27		
31	Sydney Lowery	g	1-4	0-2	2-2	0	0	0	0	4	1	1	0	0	11		
	Team					0	3	3									
Totals			20-48	9-27	8-12	4	20	24	13	57	13	15	1	6	200		
1st - FG %:		4-11	36.4%	2nd:	4-11	36.4%	3rd:	8-14	57.1%	4th:	4-12	33.3%	Game:		20-48	41.7%	Deadball
3FG %:		1-7	14.3%	1-4		25.0%	3-6		50.0%	4-10		40.0%	9-27		33.3%	Rebounds	
FT %:		2-4	50.0%	1-2		50.0%	3-4		75.0%	2-2		100.0%	8-12		66.7%	2	

 Officials: Joseph Vaszily, Jenn Rezac, Metta Roberts
 Technical fouls: VA-None. Boston College-None.
 Attendance: 1065

Score by periods	1st	2nd	3rd	4th	Total
VA	15	23	16	14	68
Boston College	11	10	22	14	57

	In	Off	2nd	Fast	Bench
Points	VA	Paint	T/O	Chance	Break
	VA	32	12	4	0
	BC	16	7	3	0

 Last FG - VA 4th-02:12, BC 4th-00:14.
 Largest lead - VA by 17 2nd-00:43, BC by 5 1st-07:30.
 VA led for 34:36. BC led for 04:21. Game was tied for 01:03.

 Score tied - 1 time.
 Lead changed - 1 time.

RECORD:	OVERALL	HOME	AWAY	NEUTRAL
ALL GAMES	12-6	8-3	2-3	2-0
CONFERENCE	5-0	3-0	2-0	0-0
NON-CONFERENCE	7-6	5-3	0-3	2-0

Date	UVA. Rank	Opponent	Score	W/L	Rec.	ACC	Attend.	High Scorer	High Reb.	Opp. High Scr
11/10	RV	at 7 Mississippi St	68-53	L	0-1	0-0	6811	Toussaint 17	Aiyeotan 7	Vivians 22
11/12	RV	CENTRAL CONN	103-59	W	1-1	0-0	3306	Willoughby 19	Aiyeotan 10	Patterson 19
11/16	RV	GEORGIA	64-61	L	1-2	0-0	3170	Toussaint 18	FA, JB, AHE 7	Robinson 15
11/19	RV	at Dayton	61-46	L	1-3	0-0	1866	DT, JW 9	Aiyeotan 6	Scaife 17
11/21		HAMPTON	66-62	W	2-3	0-0	2546	Willoughby 15	Willoughby 6	Finney-Smith 17
11/25		HARVARD	50-48	W	3-3	0-0	2838	Moses 13	Moses 10	KB, MR 11
11/26		DUQUESNE	74-63	L	3-4	0-0	2846	Huland EI 17	Moses 6	Omogrosso 25
11/29		No. 15 MARYLAND	60-59	L	3-5	0-0	3082	Toussaint 18	Moses 11	SJ, KC 13
12/02		UNCG	68-50	W	4-5	0-0	2642	Brown 15	Aiyeotan 9	Soliman 15
12/04		at Rutgers	52-43	L	4-6	0-0	1368	Willoughby 14	Aiyeotan 11	Scaife 22
12/17		vs Ohio	77-59	W	5-6	0-0	200	Huland EI 17	Aiyeotan 14	Burke 14
12/18		vs Indiana	82-72	WOT	6-6	0-0	150	Brown 24	Huland EI 10	Buss 28
12/21		MANHATTAN	69-47	W	7-6	0-0	2383	Moses 16	Aiyeotan 9	Grimme 15
12/28		PITT	62-50	W	8-6	1-0	2822	Toussaint 16	Aiyeotan 10	Rodriguez 17
12/31		RV SYRACUSE	68-63	W	9-6	2-0	2979	Huland EI 15	Aiyeotan 10	Mangakahia 20
01/04		RV NC State	73-63	W	10-6	3-0	1801	Brown 18	FA/FB 5	Hawkins 14
01/07		CLEMSON	70-41	W	11-6	4-0	3995	Willoughby 16	Aiyeotan 10	Carter 12
01/11		at BC	68-57	W	12-6	5-0	1065	Willoughby 18	Willoughby 11	Bolden-Morris 14

OPPONENT	AIYEOTAN	ALLEN	BROWN	CALDWELL	HULAND EL	JABLONOWSKI
at Miss St	4-7-0	DNP	4-4-0	2-0-0	6-0-0	5-3-0
CENT CONN	12-10-0	3-2-1	8-4-2	5-2-1	13-1-2	4-6-1
GEORGIA	8-7-1	DNP	1-7-2	0-0-0	9-7-2	0-3-0
at Dayton	5-6-0	DNP	8-5-1	0-0-0	8-3-1	0-3-2
HAMPTON	2-3-0	DNP	6-3-2	DNP	10-2-2	4-3-1
HARVARD	6-7-2	DNP	3-1-0	DNP	8-5-4	2-6-1
DUQUESNE	2-5-2	DNP	15-4-2	0-0-0	17-4-0	6-4-2
MARYLAND	10-6-0	DNP	11-1-4	DNP	9-1-1	0-1-0
UNCG	8-9-1	4-0-1	15-6-4	0-0-0	13-3-2	2-4-2
at Rutgers	6-11-1	0-0-0	13-6-3	0-0-0	3-4-2	2-4-2
vs Ohio	10-14-0	2-2-0	14-5-6	0-0-0	17-3-1	6-3-1
vs Indiana	10-3-2	DNP	24-4-2	DNP	7-10-1	2-5-2
MANHATTAN	7-9-0	0-1-0	8-3-4	4-0-0	7-2-2	8-3-2
PITTSBURGH	10-10-1	DNP	9-2-1	DNP	10-2-0	4-3-1
SYRACUSE	12-10-3	INJ	12-6-3	DNP	15-5-2	2-0-0
at NC State	4-5-0	INJ	18-5-2	DNP	13-4-1	3-3-2
CLEMSON	10-10-2	INJ	5-1-3	2-0-0	8-2-3	2-5-1
at Boston College	6-4-0	INJ	12-7-1	DNP	7-2-2	2-5-0
at Duke						
VIRGINIA TECH						
NORTH CAROLINA						
at Georgia Tech						
LOUISVILLE						
at Florida State						
at Virginia Tech						
NOTRE DAME						
MIAMI						
at Louisville						
at Wake Forest						

OPPONENT	JONES	MOSES	PAYNE	TINSLEY	TOUSSAINT	WILLOUGHBY
at Miss State	0-0-2	2-3-1	DNP	7-2-1	17-6-3	6-6-0
CENT CONN	6-0-2	9-6-2	4-3-0	3-4-3	17-2-3	19-4-2
GEORGIA	0-0-0	5-0-1	DNP	3-1-1	18-3-5	17-2-0
at Dayton	0-1-1	7-5-0	DNP	0-1-0	9-2-4	9-5-1
HAMPTON	INJ	9-5-0	DNP	6-1-0	14-3-6	15-6-0
HARVARD	INJ	13-10-0	DNP	1-1-0	5-3-2	12-8-1
DUQUESNE	INJ	3-6-1	DNP	3-2-3	11-2-1	6-4-2
MARYLAND	INJ	3-11-2	DNP	0-2-2	18-2-2	8-7-1
UNCG	INJ	INJ	0-0-0	4-1-3	11-4-1	11-2-1
at Rutgers	INJ	INJ	DNP	5-1-0	2-0-0	14-2-1
vs Ohio	INJ	7-5-0	1-3-0	3-3-5	13-6-5	4-3-2
vs Indiana	INJ	14-0-1	DNP	5-4-4	12-3-4	8-2-1
MANHATTAN	INJ	16-4-0	0-0-0	8-1-2	5-4-5	6-4-1
PITTSBURGH	INJ	4-7-0	DNP	5-1-1	16-4-7	4-9-0
SYRACUSE	DNP	5-2-1	DNP	5-3-1	9-5-6	8-1-0
at NC State	DNP	9-3-0	DNP	5-1-2	11-4-1	10-3-2
CLEMSON	1-1-0	11-3-1	0-0-0	5-1-1	10-3-5	16-5-0
at Boston College	0-0-0	6-3-1	DNP	5-0-1	12-2-7	18-11-3
at Duke						
VIRGINIA TECH						
NORTH CAROLINA						
at Georgia Tech						
LOUISVILLE						
at Florida State						
at Virginia Tech						
NOTRE DAME						
MIAMI						
at Louisville						
at Wake Forest						

VIRGINIA	OPPONENT
Bench Points 419 (23.2 ppg)	289 (16.1 ppg)
FG Percentage- Home 278-575 (.483)	227-623 (.364)
FG Percentage- Road 104-270 (.385)	106-280 (.378)
FG Percentage- Neutral 58-124 (.467)	44-112 (.392)
Most Points - Quarter 32 (1st) vs CCSU	28 (1st) vs Ohio
Fewest Points- Quarter 5 (2nd) at Rutgers	6 (2nd) vs Ohio
Most Points at the Half 63 vs CCSU	34 vs Maryland
Fewest Points at the Half 17 at Rutgers	20 (2x) last vs Clemson
Largest Halftime Lead 29 vs CCSU	
Largest Halftime Deficit 10 at Miss State	

VIRGINIA'S RECORD WHEN

Game decided by 10 pts or less	5-3
Leading at halftime	11-1
Trailing at halftime	1-5
Tied at halftime	0-0
Went into overtime	1-0
Leading by 10 or more points	10-0
Shot FG 50% or better	6-0
Shot FG less than 50%	6-5
Shot FG less than 40%	2-4
Shot FG 40% or better	9-2
Holding opponent under 60 pts	8-0
Scoring 30-39 points	0-0
Scoring 40-49 points	0-1
Scoring 50-59 points	1-3
Scoring 60-69 points	5-2
Scoring 70-79 points	4-0
Scoring 80-89 points	1-0
Scoring 90-100 points	0-0
Scoring over 100 points	1-0
Outrebounding opponent	10-0
Being outrebounded	2-6
Tied in rebounding	0-0
Have fewer TOs than opponent	7-2
Committing 15 or less TOs	7-1

SCORING BENCHMARKS
GAMES WITH 20 OR MORE POINTS IN 17-18

J'Kyra Brown	1
------------------------	---

GAMES WITH 10 OR MORE POINTS IN 17-18

Dominique Toussaint	13
J'Kyra Brown	9
Jocelyn Willoughby	9
Aliyah Huland El	8
Felicia Aiyeotan	7
Lauren Moses	4

GAMES WITH 10 OR MORE REBOUNDS IN 17-18

Felicia Aiyeotan	6
Lauren Moses	2
Aliyah Huland El	1
Jocely Willoughby	1

DOUBLE DOUBLES IN 17-18

Felicia Aiyeotan	5
Lauren Moses	1
Jocelyn Willoughby	1

VIRGINIA HIGHS
OPPONENT HIGHS

Points	103 vs CCSU.....	74 vs Duquesne
FG Made	43 vs CCSU.....	26 vs Georgia
FG Attempts	78 vs CCSU.....	68 vs Georgia
FG %551 (43-78) vs CCSU.....	.439 (25-57) vs Indiana
3FG Made	9 vs UNCG.....	13 vs Syracuse
3FG Attempts	22 vs Duquesne.....	39 vs Ohio
3 pt %.....	.600 (9-15) vs UNCG.....	.444 (8-18) vs Pitt
Free Throws Made	19 vs Indiana.....	19 vs Duquesne
Free Throw Attempts.....	25 at NC State.....	24 at NC State
Free Throw %.....	.889 (16-18) vs Pitt.....	.875 (2x)
.....	1.000 (4-4) vs Manhattan.....
Rebounds	51 vs Ohio.....	53 at Dayton
Assists	19 vs CCSU.....	17 vs Georgia
Steals	13 vs CCSU.....	14 (2x)
Blocked Shots	10 vs Maryland.....	8 at Miss St
Turnovers	23 (2x) last vs Indiana.....	23 at Dayton
Fouls	23 (2x) last at NC State.....	21 (2x) last vs Indiana

VIRGINIA LOWS
OPPONENT LOWS

Points	43 at Rutgers.....	41 vs Clemson
FG Made	16 (2x).....	17 vs CCSU
FG Attempts	45 at Rutgers.....	47 vs Harvard
FG %.....	.258 (16-62) vs Harvard.....	.309 (17-55) vs CCSU 11/12
3FG Made	3 at Miss St.....	2 vs Clemson
3FG Attempts	9 at Miss St.....	7 vs Clemson
3FG %.....	.238 (5-21) vs Harvard.....	.167 at Rutgers
Free Throws Made	5 (3x).....	1 vs Clemson
Free Throw Attempts	6 at Dayton.....	4 vs Manhattan
Free Throw %.....	.529 (9-17) vs CCSU.....	.143 (1-7) vs Clemson
Rebounds	29 at Rutgers.....	30 vs lemsonn
Assists	7 at Miss St.....	9 vs Harvard
Steals	3 (2x) last at BC.....	2 vs CCSU
Blocked Shots	1 at NC State.....	1 (several)
Turnovers	9 vs CCSU.....	8 at Rutgers
Fouls	9 (2x) last vs Clemson.....	11 vs UNCG 12/2

VIRGINIA INDIVIDUAL HIGHS
OPPONENT INDIVIDUAL HIGHS

Points	24 Brown vs Indiana.....	28 Buss vs Indiana
FG Made	8 Willoughby vs CCSU.....	10 Buss vs Indiana
FG Attempts	18 Toussaint (2x).....	21 Mangakahia vs Syracuse
FG %.....	.833 (5-6) (2x) last Aiyetotan vs Pitt.....	.667 (6-9) Patterson vs CCSU
3FG Made	4 (2x) last Brown vs UNCG.....	5 (2x)
3FG Attempts	10 Huland El vs Duquesne.....	13 Mangakahia vs Syracuse
3FG Percentage	4-4 Brown vs UNCG.....	3-3 Confroy vs Maryland
.....714 (5-7) Patterson vs CCSU
FT Made	6 several.....	8 Omogrosso vs Duquesne
FT Attempts	8 Moses (2x) last vs Indiana.....	10 (2x)
FT Percentage	6-6 (3x) last Willoughby at NC State.....	6-6 Vojinovic vs Duquesne
Rebounds	14 Aiyetotan vs Ohio.....	15 Cannon vs Duquesne
Assists	7 Toussaint (2x) last at BC.....	9 Cole vs Georgia
Steals	5 (2x) last Moses vs Indiana	4 Morrison vs Georgia
Blocked Shots	6 Aiyetotan (2x) last vs UNCG.....	4 Boehm vs Harvard
Turnovers	8 Toussaint at Miss St.....	12 Mangakahia vs Syracuse

VIRGINIA INDIVIDUALS

- **Two UVA players with double-doubles in the same game:** vs Coppin State 11/13/16 (Moses 15-10r, Huland EI 12-10a, Aiyeotan 23-12r)
- **Four players in double figures:** vs Clemson 1/7/18 (Willoughby 16, Moses 11, Aiyeotan 10, Toussaint 10)
- **Five Players in double figures:** vs Coppin State 11/13/16 (Willoughby 21, Moses 15, Huland EI 12, Brown 18, Aiyeotan 23)
- **Six players in double figures:** vs Norfolk State 11/16/15 (Randolph 17, Moses 12, Brown 11, Venson 10, Mason 10, Huland EI 10, Jones 10)
- **Seven players in double figures:** vs Norfolk State 11/16/15 (Randolph 17, Moses 12, Brown 11, Venson 10, Mason 10, Huland EI 10, Jones 10)
- **Zero players in double figures:** at Dayton, 11/19/17
- **Every Cavalier player scored:** vs CCSU 11/12/17
- **Scored 20 points:** 24, J'Kyra Brown vs Indiana 12/18/17
- **Scored 25 points:** 25, Jocelyn Willoughby at St. Joseph's, 3/17/17
- **Scored 30 points:** 34, Monica Wright vs. Green Bay, 03/21/10
- **Scored 40 points:** **48, Mimi Kennedy at North Carolina, 01/15/98
- **A non-starter scored 20 or more points:** 24, J'Kyra Brown vs Indiana, 12/18/17
- **Two or more Hoos scored 20 or more points in the same game:** vs Coppin State (Willoughby 21, Aiyeotan 23)
- **Perfect from the field (5 attempts):** 7-7, Imovbioh vs Louisville 03/01/15
- **Perfect at FT line (10 attempts):** 11-11, Monica Wright vs North Carolina, 02/15/10
- **Perfect at FT line (9 attempts):** 9-9, Lauren Moses at Richmond 11/16/16
- **Perfect at FT line (8 attempts):** 9-9, Lauren Moses at Richmond 11/16/16
- **Had 20 Free throw attempts:** **20, Brandi Teamer at Wake Forest, 1/6/05
- **Had 15 rebounds:** 15, Lauren Moses at Boston College 2/14/16
- **Had 20 rebounds:** 24, Sarah Imovbioh vs Ohio State 11/14/14
- **Had 10 assists:** 10, Aliyah Huland EI vs Coppin State 11/13/16
- **Had 6 steals:** 6, Jocelyn Willoughby at Georgia 12/19/16
- **Blocked 5 shots:** 6, Felicia Aiyeotan vs Maryland 11/29/17

VIRGINIA TEAM

- **UVA ranked in AP Top 25:** #22, 11/21/12
- **UVA ranked USA Today Top 25:** #22, 3/8/10
- **Played AP No. 1 team:** #1 Duke, L 79-58, 3/2/07
- **Defeated AP No. 1 team:** #1 Maryland, 75-74, 2/11/92
- **Defeated AP Top 10 team:** #4 Florida State 60-51, 2/16/17
- **Defeated AP Top 25 team:** #4 Florida State 60-51, 2/16/17

FIELD GOAL SHOOTING

- **Shot 60 percent:** .623 (33-53) vs Georgia Tech, 3/02/08
- **Shot 70 percent:** **.700 (42-60) at Wake Forest, 1/07/87
- **Made 40-49 field goals:** 40 vs. Coppin State, 11/13/16
- **Made 50 field goals:** **54 vs Cleveland State, 11/29/95
- **Attempted 60-69 FG:** 63 vs vs Nebraska, 11/26/16
- **Attempted 70-79 FG:** 72 vs Coppin State, 11/13/16
- **Attempted 80 FG:** 85 at NC State, 2/10/11

THREE-POINT SHOOTING

- **Shot 50 percent:** .600 (9-15) vs UNCG 12/2/17
- **Shot 60 percent:** .600 (9-15) vs UNCG 12/2/17
- **Shot 70 percent:** .750 (6-8) vs Louisville 03/01/15
- **Shot 80 percent:** .857 (6-7) vs St. John's, 03/19/88
- **Made 10 three-pt. field goals:** 10 at Clemson 2/01/15
- **Attempted 20 three-pt. FG:** 21 (made 9) at NC State (1/4/18)

FREE THROW SHOOTING

- **Shot 80 percent:** .844 (16-18) vs Pitt, 12/28/17
- **Shot 90 percent:** .900 (18-20) vs Virginia Tech, 01/26/17
- **Shot 100 percent:** 2-2 at Duke, 2/4/16
- **Made 20 free throws:** 21 vs Pitt 01/24/16
- **Made 30 free throws:** 30 vs. North Carolina, 02/20/14
- **Attempted 30 FT:** 33 vs Louisville 03/01/15
- **Attempted 40 FT:** 44 vs. Indiana, 11/26/09
- **Attempted 50 FT:** **54 at Wake Forest, 01/6/05

SCORING

- **Scored 80 points:** 103 vs CCSU, 11/12/17
- **Scored 90 points:** 103 vs CCSU, 11/12/17
- **Scored 100 points:** 103 vs CCSU, 11/12/17

REBOUNDING

- **Had 50 rebounds:** 50 vs Coppin State 11/13/16
- **Had 60 rebounds:** 63 at Alabama, 12/21/12
- **Had 70 rebounds:** **77 vs. Rider, 12/19/96

ASSISTS

- **Had 20 assists:** 25 vs Coppin State, 11/13/16
- **Had 30 assists:** **37 vs. Cleveland State, 11/29/95

STEALS

- **Had 15 steals:** 15 vs Syracuse, 12/31/17
- **Had 20 steals:** 22 vs UMES, 12/17/13
- **Had 25 steals:** 26 vs. Clemson, 02/12/12
- **UVA forced 30 turnovers:** 31 at Wake, 01/10/16
- **UVA committed 30 turnovers:** 32 at Alabama, 12/21/12

MISCELLANEOUS

- **UVA in OT:** W, 82-72 vs Indiana, 12/18/17
- **UVA in 2OT:** L, 73-70 at Alabama, 12/21/12
- **UVA in 3OT:** W, 105-100 at North Carolina, 01/15/98
- **UVA shot 70% from the floor in a quarter:** .727 (8-11) vs UNCG 2/2/17
- **UVA shot 60% from the floor in first half:** .619 (26-42) vs CCSU 11/12/17
- **UVA shot 60% from the floor in second half:** .608 (14-23) vs UIC 12/16/16
- **UVA shot less than 20% from floor first half:** .192 (5-26) at Maryland, 12/06/12
- **UVA shot less than 30% from floor first half:** .200 (7-35) vs Harvard, 11/25/17
- **UVA shot less than 30% from floor 2nd half:** .294 (10-34) vs Duquesne, 11/26/17
- **UVA scored less than 15 points in first half:** 13 at Florida State, 01/8/06
- **UVA held opp to less than 15 points first half:** 14 vs Wake Forest 3/2/17
- **UVA held opp to less than 15 points second half:** 11 vs Virginia Tech, 01/26/17
- **UVA held opp to less than 10 points first half:** 6 vs. Norfolk State, 12/28/12
- **UVA held opponent to less than 30 points:** 23 vs. Norfolk State, 12/28/12
- **UVA failed to make at least one three-pointer:** 0-10 vs. Kansas State, 11/29/13
- **Opponent failed to make at least one three-pointer:** 0-9 at Louisville, 01/18/15

**school record



1
**BRIANNA
TINSLEY**

 Freshman • Guard • 5-7
 St. Anne's-Belfield
 Madison, Va.

2
**JAE'LISA
ALLEN**

 Senior • Forward • 6-2
 White Hall High
 Pine Bluff, Ark.

3
**LAUREN
MOSES**

 Senior • Forward • 6-2
 Rancocas High
 Mount Holly, N.J.

4
**DOMINIQUE
TOUSSAINT**

 Sophomore • Guard • 5-9
 Christ the King
 Staten Island, N.Y.

5
**KHYASIA
CALDWELL**

 Freshman • Guard • 5-5
 Pocono Mountain East
 Pocono Summit, Pa.

10
**J'KYRA
BROWN**

 R-Senior • Guard • 5-11
 Rocky Mount HS
 East Carolina Univ.
 Rocky Mount, N.C.


13
**JOCELYN
WILLOUGHBY**


 Sophomore • Forward • 6-0
 Newark Academy
 East Orange, N.J.

14
**LISA
JABLONOWSKI**

 Sophomore • Forward • 6-3
 Lycee des Garcons
 Ernster, Luxembourg

20
**AMANDINE
TOI**

 Freshman • Guard • 5-10
 INSEP Academy
 Paris, France

23
**ALIYAH
HULAND EL**

 Senior • Guard • 6-1
 Randolph High
 Randolph, N.J.

30
**FELICIA
AIYEOTAN**

 Center • Sophomore • 6-9
 Blair Academy (N.J.)
 Lagos, Nigeria

32
**MONÉ
JONES**

 Forward • Junior • 6-2
 Riverside High
 Durham, N.C.

35
**SHAKYNA
PAYNE**

 Forward • R-Soph • 6-1
 SW Atlanta Christian Acad.
 Acworth, Ga.

**JOANNE
BOYLE**

 Head Coach
 Seventh Season

**TIM
TAYLOR**

 Assistant Coach
 Ninth Season

**LA'KESHIA
FRETT MEREDITH**

 Assistant Coach
 Fifth Season

**KATHERINE
GRAHAM**

 Assistant Coach
 Second Season

**SARAH
HOLSINGER**

 Asst. AD/Operations
 Seventh Season